DISCLAIMER STATEMENT

This report is a work prepared for the United States Government by Prudent Technologies, Inc. In no event shall either the United States Government or Prudent Technologies, Inc. have any responsibility or liability for any consequences of any use, misuse, inability to use, or reliance on the information contained herein, nor does either warrant or otherwise represent in any way the accuracy, adequacy, efficacy, or applicability of the contents hereof.

REPORT DOCUMENTATION PAGE

Form Approved
OMB No. 0704-0188

The public reporting burden for this collection of information is estimated to average 1 hour per response, including the time for reviewing instructions, searching existing data sources, gathering and maintaining the data needed, and completing and reviewing the collection of information. Send comments regarding this burden estimate or any other aspect of this collection of information, including suggestions for reducing the burden, to Department of Defense, Washington Headquarters Services, Directorate for Information Operations and Reports (0704-0188), 1215 Jefferson Davis Highway, Suite 1204, Arlington, VA 22202-4302. Respondents should be aware that notwithstanding any other provision of law, no person shall be subject to any penalty for failing to comply with a collection of information if it does not display a currently valid OMB control number.
PLEASE DO NOT RETURN YOUR FORM TO THE ABOVE ADDRESS.

1. REPORT DATE *(DD-MM-YYYY)*
14-12-2011

2. REPORT TYPE
Draft

3. DATES COVERED *(From - To)*
30 September 2011 - 14 December 2011

4. TITLE AND SUBTITLE
Draft Characterization Sampling Report of Surface and Subsurface Incremental Sampling Methodology at Load Lines 1, 2, 3, 4 and 12 (RVAAP-08, 09, 10, 11 and 12) at the Ravenna Army Ammunition Plant (RVAAP) Ravenna, Ohio

5a. CONTRACT NUMBER
W912QR-10-P-0037

5b. GRANT NUMBER
N/A

5c. PROGRAM ELEMENT NUMBER
N/A

6. AUTHOR(S)
Hernandez, Tomas
Jent, John
Miller, Amanda

5d. PROJECT NUMBER
N/A

5e. TASK NUMBER
1 through 9

5f. WORK UNIT NUMBER
N/A

7. PERFORMING ORGANIZATION NAME(S) AND ADDRESS(ES)
Prudent Technologies, Inc.
8080 Ward Parkway, Suite 405
Kansas City, MO 64114-2020

8. PERFORMING ORGANIZATION REPORT NUMBER
N/A

9. SPONSORING/MONITORING AGENCY NAME(S) AND ADDRESS(ES)
U.S. Army Corps of Engineers - Louisville District
600 Martin Luther King Jr. Place
Louisville, KY 40202

10. SPONSOR/MONITOR'S ACRONYM(S)
USACE

11. SPONSOR/MONITOR'S REPORT NUMBER(S)
N/A

12. DISTRIBUTION/AVAILABILITY STATEMENT
Internal Army

13. SUPPLEMENTARY NOTES
None.

14. ABSTRACT
The Draft Characterization Sampling Report describes ISM sampling activities performed by Prudent which were conducted at Load Lines 1, 2, 3, 4, and 12 and Other Areas of Concern in June - July 2011.

15. SUBJECT TERMS
Draft Characterization Sampling Report, Load Lines 1, 2, 3, 4 and 12 Subsurface ISM Sampling, Unrestricted National Guard Scenario

16. SECURITY CLASSIFICATION OF:			17. LIMITATION OF ABSTRACT	18. NUMBER OF PAGES	19a. NAME OF RESPONSIBLE PERSON
a. REPORT	b. ABSTRACT	c. THIS PAGE			John P. Jent, PE
Unclassified	Unclassified	Unclassified	SAR	1284	19b. TELEPHONE NUMBER *(Include area code)* 210-822-9588

Reset

Standard Form 298 (Rev. 8/98)
Prescribed by ANSI Std. Z39.18

CONTRACTOR STATEMENT OF INDEPENDENT TECHNICAL REVIEW

Prudent Technologies, Incorporated (Prudent) has completed the Draft Characterization Sampling Report of Surface and Subsurface Incremental Sampling Methodology at Load Lines 1, 2, 3, 4, and 12 (RVAAP-08, 09, 10, 11 and 12) at the Ravenna Army Ammunition Plant, Ravenna, Ohio. Notice is hereby given that an independent technical review has been conducted that is appropriate to the level of risk and complexity inherent in the project. During the independent technical review, compliance with established policy principles and procedures, utilizing justified and valid assumptions, was verified. This included review of data quality objectives; technical assumptions; methods, procedures, and materials to be used; the appropriateness of data used and level of data obtained; and reasonableness of the results, including whether the product meets the customer's needs consistent with law and existing United States Army Corps of Engineers policy.

John P. Jent

John P. Jent, P.E.
Project Manager

December 13, 2011
Date

Mark Snyder, P.E.
Independent Technical Review Team Leader

December 13, 2011
Date

Prakash Raja, CHMM
Program Manager

December 13, 2011
Date

Draft Characterization Sampling Report of Surface and Subsurface Incremental Sampling Methodology at Load Lines 1, 2, 3, 4 and 12 (RVAAP-08, 09, 10, 11, and 12)

Ravenna Army Ammunition Plant

Ravenna, Ohio

Contract No. W912QR-10-P-0037

Prepared for:

US Army Corps of Engineers

U.S. Army Corps of Engineers
600 Martin Luther King, Jr. Place
Louisville, Kentucky 40202

Prepared by:

PRUDENT TECHNOLOGIES, INC.
dba Prudent Environmental Services, Inc.

Prudent Technologies, Inc.
4242 Medical Drive, Suite 5250
San Antonio, Texas 78229

December 14, 2011

DOCUMENT DISTRIBUTION

Name / Organization	Number of Printed Copies	Number of Electronic Copies
COR / USACE	2	2
Facility Manager / RVAAP	2	2
Enviro Spec 2 / OHARNG	1	1
OHEPA - NE District, DERR	2	2
REIMS	0	1
Program Manager / USAEC	0	1

COR – Contracting Officer's Representative
USACE – U.S. Army Corps of Engineers
RVAAP – Ravenna Army Ammunition Plant
OHARNG – Ohio Army National Guard
OHEPA – Ohio Environmental Protection Agency
REIMS – Ravenna Environmental Information System
USAEC – U.S. Army Environmental Command

TABLE OF CONTENTS

EXECUTIVE SUMMARY IX
1.0 BACKGROUND 1-1
1.1 PURPOSE AND SCOPE 1-1
1.2 DATA QUALITY OBJECTIVES (DQOS) OF CHARACTERIZATION SAMPLING 1-1
2.0 ACTIVITIES PRIOR TO SAMPLE COLLECTION BY PRUDENT 2-1
2.1 PRE-MOBILIZATION 2-1
2.2 MOBILIZATION 2-1
2.3 SITE PREPARATION 2-1
3.0 SURFACE SOIL AND SUBSURFACE SOIL ISM SAMPLING 3-1
3.1 SURFACE SOIL ISM SAMPLING 3-1
3.2 WET SEDIMENT ISM SAMPLING 3-2
3.3 SUBSURFACE SOIL ISM SAMPLING 3-2
3.4 SAMPLING CHRONOLOGY 3-24
4.0 SAFETY/ANOMALY AVOIDANCE 4-1
5.0 DECONTAMINATION 5-1
6.0 WASTE MANAGEMENT 6-1
6.1 FIELD COLLECTION OF WASTE MATERIALS 6-1
6.2 DECONTAMINATION WATER 6-1
6.3 NON-ENVIRONMENTAL TRASH 6-1
6.4 FACILITY COORDINATION 6-1
6.5 DISPOSITION OF DRUMS 6-1
7.0 INVESTIGATION RESULTS 7-1
8.0 QUALITY CONTROL/ASSURANCE 8-1
8.1 ANALYTICAL PROBLEM REPORT 8-1
8.2 DATA VERIFICATION REPORT 8-1
8.3 MATRIX SPIKE AND MATRIX SPIKE DUPLICATES 8-1
8.4 FIELD QUALITY CONTROL 8-1
8.5 ANALYSES OF TRIPLICATE ISM SAMPLES 8-1
9.0 FINAL SITE ACTIVITES 9-1
9.1 FIELD INSPECTION 9-1

9.2 REMOVAL OF ANCILLARY FACILITIES 9-1
9.3 FINAL INSPECTION 9-1
10.0 SUMMARY & CONCLUSIONS.....10-1
11.0 REFERENCES.....11-1

LIST OF TABLES

Table 3-1 Load Lines 1, 2, 3, 4, and 12 Characterization Sampling Identification Numbers.....3-18

Table 3-2 Chronology of Characterization Sampling Activities.....3-24

Table 7-1A Facility-Wide Surface Soil Clean-Up Goals.....7-2

Table 7-1B Facility-Wide Subsurface Soil Clean-Up Goals 7-6

Table 7-2 Characterization Sampling Exceedances of CUGs.....7-10

Table 7-3-A Ravenna LL 1 Surface and Subsurface Sampling Results: Metals 7-14

Table 7-3-B Ravenna LL 1 Surface and Subsurface Soil Sampling Results: Explosives.....7-15

Table 7-3-C Ravenna LL 1 Surface and Subsurface Soil Sampling Results: Volatile Organics.....7-16

Table 7-3-D Ravenna LL 1 Surface and Subsurface Soil Sampling Results: Semi-Volatile Organic Compounds 7-17

Table 7-3-E-1 Ravenna LL 1 Surface and Subsurface Soil Sampling Results: Pesticides and PCBs (1ST Data Set) 7-18

Table 7-3-E-2 Ravenna LL 1 Surface and Subsurface Soil Sampling Results: Pesticides and PCBs (2nd Data Set) 7-19

Table 7-4-A Ravenna LL 2 Surface and Subsurface Soil Sampling Results: Metals.....7-20

Table 7-4-B Ravenna LL 2 Surface and Subsurface Soil Sampling Results: Explosives.....7-21

Table 7-4-C Ravenna LL 2 Surface and Subsurface Soil Sampling Results: Volatile Organic Compounds 7-22

Table 7-4-D Ravenna LL 2 Surface and Subsurface Soil Sampling Results: Semi-Volatile Organic Compounds 7-23

Table 7-4-E-1 Ravenna LL 2 Surface and Subsurface Soil Sampling Results: Pesticides and PCBs (1st Data Set) 7-24

Table 7-4-E-2 Ravenna LL 2 Surface and Subsurface Soil Sampling Results: Pesticides and PCBs (2nd Data Set) 7-25

Table 7-5-A Ravenna LL 3 Surface and Subsurface Soil Sampling Results: Metals.....7-26

Table 7-5-B Ravenna LL 3 Surface and Subsurface Soil Sampling Results: Explosives.....7-27

Table 7-5-C Ravenna LL 3 Surface and Subsurface Soil Sampling Results: Volatile Organic Compounds 7-28

Table 7-5-D Ravenna LL 3 Surface and Subsurface Soil Sampling Results: Semi-Volatile Organic Compounds 7-29

Table 7-5-E-1 Ravenna LL 3 Surface and Subsurface Soil Sampling Results: Pesticides and PCBs (1st Data Set) 7-30

Table 7-5-E-2 Ravenna LL 3 Surface and Subsurface Soil Sampling Results: Pesticides and PCBs (2nd Data Set) 7-31

See page 7-49 for a list of acronyms and definitions 7-31

Table 7-6-A Ravenna LL 4 Surface and Subsurface Soil Sampling Results: Metals 7-32

Table 7-6-B Ravenna LL 4 Surface and Subsurface Soil Sampling Results: Explosives 7-33

Table 7-6-C Ravenna LL 4 Surface and Subsurface Soil Sampling Results: Volatile Organic Compounds 7-34

Table 7-6-D Ravenna LL 4 Surface and Subsurface Soil Sampling Results: Semi-Volatile Organic Compounds 7-35

Table 7-6-E-1 Ravenna LL 4 Surface and Subsurface Soil Sampling Results: Pesticides and PCBs (1st Data Set) 7-36

Table 7-6-E-2 Ravenna LL 4 Surface and Subsurface Soil Sampling Results: Pesticides and PCBs (2nd Data Set) 7-37

Table 7-7-A Ravenna LL 12 Surface and Subsurface Soil Sampling Results: Metals 7-38

Table 7-7-B Ravenna LL 12 Surface and Subsurface Soil Sampling Results: Explosives 7-39

Table 7-7-C Ravenna LL 12 Surface and Subsurface Soil Sampling Results: Volatile Organic Compounds 7-40

Table 7-7-D Ravenna LL 12 Surface and Subsurface Soil Sampling Results: Semi-Volatile Organic Compounds 7-41

Table 7-7-E-1 Ravenna LL 12 Surface and Subsurface Soil Sampling Results: Pesticides and PCBs (1st Data Set) 7-42

Table 7-7-E-2 Ravenna LL 12 Surface and Subsurface Soil Sampling Results: Pesticides and PCBs (2nd Data Set) 7-43

Table 7-8-A Charlestown Sand and Gravel Quarry Surface Soil Sampling Results: Metals 7-44

Table 7-8-B Charlestown Sand and Gravel Quarry Surface Soil Sampling Results: Explosives 7-45

Table 7-8-B Charlestown Sand and Gravel Quarry Surface Soil Sampling Results: Explosives 7-45

Table 7-8-C Charlestown Sand and Gravel Quarry Surface Soil Sampling Results: Volatile Organic Compounds 7-46

Table 7-8-D Charlestown Sand and Gravel Quarry Surface Soil Sampling Results: Semi-Volatile Organic Compounds 7-47

Table 7-8-E Charlestown Sand and Gravel Quarry Surface Soil Sampling Results: Pesticides and PCBs 7-48

Table 8-1: Characterization Sampling ISM Repeatability (Prudent Surface Soil & Subsurface Soil Horizontal ISM Sampling Below/Adjacent to Footprints of Selected Buildings at LLs- 1, 2, 3, 4) 8-4

Table 10-1: Results of Sampling for Bounding Contamination 10-2

LIST OF FIGURES AND PHOTOGRAPHS

Photograph 2-1 2-2
Photograph 3-1 3-1
Figure 1: Load Line 1 3-3
Figure 1A: Sampling Locations at Load Line 1 3-4
Figure 1B: Sample CUG Exceedances at Load Line 1 3-5
Figure 2: Load Line 2 3-6
Figure 2A: Sampling Locations at Load Line 2 3-7
Figure 2B: Sample Exceedances at Load Line 2 3-8
Figure 3: Load Line 3 3-9
Figure 3A: Sample Locations at Load Line 3 3-10
Figure 3B: Sample CUG Exceedances at Load Line 3 3-11
Figure 4: Load Line 4 3-12
Figure 4A: Sample Locations at Load Line 4 3-13
Figure 4B: Sample CUG Exceedances at Load Line 4 3-14
Figure 5: Load Line 12 3-15
Figure 5A: Sample Locations at Load Line 12 3-16
Figure 5B: Sample CUG Exceedances at Load Line 12 3-17

APPENDIX

Appendix A – Tailgate Health & Safety Meeting Logs A-1
Appendix B – Activity Field Logs B-1
Appendix C – Daily QC Reports C-1
Appendix D – Field Boring Logs D-1
Appendix E – Typed Field Boring Logs E-1
Appendix F – Laboratory Data F-1
Appendix G – Data Verification Report G-1
Appendix H – Chemical Quality Assurance Report for Corps Surface Soil Investigation H-1

ACRONYMS AND ABBREVIATIONS

ACSIM	Assistant Chief of Staff for Installation Management
ADR	Automated Data Review
AEC	Army Environmental Command
AOC	Area of Concern
bgs	Below ground surface
BRACD	Base Realignment and Closure Division
Camp Ravenna	Camp Ravenna for Ravenna Military Joint Training Center
CCV	Continuing Calibration Verification
CERCLA	Comprehensive Environmental Response, Compensation, and Liability Act
COR	Contracting Officer Representative
CSM	Conceptual Site Model
CUG	Clean-up Goal
CPR	Cardio Pulmonary Resuscitation
DFFOs	Director's Final Findings and Orders
DNT	Dinitrotoluene, also 2,4-Dinitrotoluene
DOD	Department of Defense
DOT	Department of Transportation
DQO	Data Quality Objective
DMM	Discarded Military Munitions
DU	Decision Unit
EDD	Electronic Data Deliverable
EPA	Environmental Protection Agency
eQAPP	electronic Quality Assurance Project Plan
FSP	Field Sampling Plan
FWSAP	Facility-Wide Sampling and Analysis Plan
FWSHP	Facility-Wide Safety and Health Plan
GPS	Global Positioning System
HASP	Health and Safety Plan (or Safety and Health Plan)
HAZWOPER	Hazardous Waste Operations and Emergency Response
ICV	Initial Calibration Verification
IDW	Investigation-Derived Waste
IROD	Interim Record of Decision
IRP	Installation Restoration Program
ISM	Incremental Sampling Methodology
JSA	Job Safety Analysis
LCS	Laboratory Control Sample
LDC	Laboratory Data Consultants
MDL	Method Detection Limit
MEC	Munitions and Explosives of Concern
MS/MSD	Matrix Spike/Matrix Spike Duplicate
NGB	National Guard Bureau
OHARNG	Ohio Army National Guard
OHEPA	Ohio Environmental Protection Agency
OSHA	Occupational Safety and Health Administration
PAH	Polycyclic aromatic hydrocarbon
PCB	Polychlorinated biphenyl

PPE	Personal Protective Equipment
PID	Photo Ionization Detector
PRGs	Preliminary Remediation Goals
Prudent	Prudent Technologies Inc.
QA	Quality Assurance
QAPP	Quality Assurance Project Plan
QC	Quality Control
QSM	Quality Systems Manual
RAB	Restoration Advisory Board
RCRA	Resource Conservation and Recovery Act
RDX	Royal Demolition Explosive (1,3,5-Trinitroperhydro-1,3,5 triazine; Cyclotrimethylenetrinitramine)
REIMS	Ravenna Environmental Information Management System
RI	Remedial Investigation
RL	Reporting Limit
RPD	Relative Percent Difference
RSD	Relative Standard Deviation
RSD%	Relative Standard Deviation Percent
RSL	Regional Screening Level
RVAAP	Ravenna Army Ammunition Plant
SAP	Sampling and Analysis Plan
SRC	Site-Related Contaminant
SSHP	Site Safety and Health Plan
SVOC	Semi-volatile organic compound
TAL	Target Analyte List
TCLP	Toxicity Characteristic Leaching Procedure
TNT	Trinitrotoluene (2,4,6-Trinitrotoluene)
SOW	Scope of Work
UCL	Upper Confidence Level
USACE	United States Army Corps of Engineers
USP&FO	United States Property and Fiscal Officer
UXO	Unexploded Ordnance
VOC	Volatile Organic Compound

EXECUTIVE SUMMARY

The results of a comprehensive evaluation of subsurface soil contamination below the former floor slabs at selected buildings at Load Lines 1, 2, 3, and 4 conducted by Prudent Technologies, Inc. (Prudent), and the results of a comprehensive evaluation of surface soil contamination adjacent to the footprints of selected former buildings at Load Lines 1, 2, 3, and 4 conducted by members of the Louisville District, US Army Corps of Engineers and Ohio EPA (OHEPA), were reported in the Final Sampling Report of Surface and Subsurface Incremental Sampling Methodology at Load Lines 1, 2, 3, and 4 (RVAAP-08, 09, 10, and 11), (Prudent 2011). Following these investigations, an evaluation of all previous environmental information is being conducted for the Land Use Control (LUC) Assessment, per the Guidance Document for the Evaluation of LUC Controls, (USACE 2011), to comprehensively guide future remedial and administrative measures. Data gaps recognized during the LUC Assessment were addressed via additional (Characterization) sampling at Load Lines 1, 2, 3, 4, and 12 presented herein.

The data quality objectives of the characterization sampling were as follows:

1. Reduce the amount of remediation required by dividing large areas that require remediation into smaller areas.
2. Bound previous incremental sampling methodology (ISM) areas whose analytical levels of contamination were above RVAAP cleanup goals.
3. Conduct incremental sampling methodology (ISM) on soil and sediment sampling at previous discrete sample locations where levels of contamination for specific analytes above the RVAAP cleanup goals were measured, but not removed by previous remediation efforts, and whose inclusion caused the exposure point concentrations for the specific analytes to exceed the associated RCAAP cleanup goals.
4. Provide analytical documentation that the source of backfill for the project meets OHEPA requirements for approved backfill.
5. Provide sufficient quality control/quality assurance sampling to evaluate the overall quality of both the field and laboratory sampling procedures.

Thirty-one (31) surface soil ISM samples, three (3) sediment ISM samples, three (3) 1’ – 2’ subsurface soil ISM samples, and fifty-nine (59) subsurface soil horizontal ISM samples (comprised of 163 individual geoprobe borings) were collected between June 26 – July 6, 2011 by a sampling crew of five (5) engineers and scientists and one (1) UXO technician.

The results of the sampling are as follows.

1 The sizes of areas requiring remediation were reduced via sampling smaller areas within the larger areas, with no chemical concentrations within the smaller areas above RVAAP cleanup goals.

2 Of the twelve (12) areas sampled to bound the extent of contamination at Load Lines 1, 2, 3, and 4, nine (9) areas were so bounded, but three (3) areas were not bounded.

3 At the locations of twelve previous discrete surface soil and sediment samples whose analytical results exceeded RVAAP cleanup goals, characterization ISM surface soil samples (0 – 1’ below ground surface), ISM subsurface soil samples (1’ – 2’ below ground surface), and ISM sediment

samples were collected. The levels of contamination measured at ten of these ISM samples were above RVAAP cleanup goal.

4 The analytical results of the sample from the Charlestown Quarry, the borrow source being considered, showed no contaminants levels above CUGs and thus the Charlestown Quarry is an acceptable source of backfill.

5 Triplicate surface and subsurface ISM sample results used to evaluate repeatability indicated good repeatability in the primary, blind duplicate, and QA duplicate samples.

The information provided herein, along with all recent (1995 onward) environmental sampling data, will be utilized to conduct a comprehensive evaluation of the most cost effective means of providing the OHARNG with the least restrictive future land use. This evaluation will be conducted per the Guidance Document for the Evaluation of Land Use Controls at the Ravenna Army Ammunition Plant, Ohio and will be presented as the Land Use Control Assessment Report.

1.0 BACKGROUND

1.1 PURPOSE AND SCOPE

As per the project requirements, the results of a comprehensive evaluation of subsurface soil contamination below the former floor slabs at selected buildings at Load Lines 1, 2, 3, and 4 conducted by Prudent Technologies, Inc. (Prudent), and the results of a comprehensive evaluation of surface soil contamination adjacent to the footprints of selected former buildings at Load Lines 1, 2, 3, and 4 conducted by members of the Louisville District, US Army Corps of Engineers and Ohio EPA (OHEPA), are reported in the Final Sampling Report of Surface and Subsurface Incremental Sampling Methodology at Load Lines 1, 2, 3, and 4 (RVAAP-08, 09, 10, and 11), (Prudent 2011). Following these investigations, an evaluation of all previous environmental information is being conducted for the Land Use Control (LUC) Assessment, per the Guidance Document for the Evaluation of LUC Controls, (USACE 2011), to comprehensively guide future remedial and administrative measures. Data gaps recognized during the LUC Assessment have been addressed via additional (Characterization) sampling.

1.2 DATA QUALITY OBJECTIVES (DQOS) OF CHARACTERIZATION SAMPLING

The data quality objectives of the characterization sampling are as follows:

1. Reduce the amount of remediation required by dividing two large areas that require remediation into smaller areas.
2. Bound previous incremental sampling methodology (ISM) areas whose analytical levels of contamination were above RVAAP CUGs.
3. Conduct incremental sampling methodology (ISM) on soil and sediment sampling at previous discrete sample locations where levels of contamination for specific analytes above the RVAAP cleanup goals were measured, but not removed by previous remediation efforts, and whose inclusion caused the exposure point concentrations for the specific analytes to exceed the associated RCAAP cleanup goals.
4. Provide analytical documentation that the source of backfill for the project meets OHEPA requirements for approved backfill.
5. Provide sufficient quality control/quality assurance sampling to evaluate the overall quality of both the field and laboratory sampling procedures.

In Table 3-1, the specific data quality objectives are listed for each sample.

2.0 ACTIVITIES PRIOR TO SAMPLE COLLECTION BY PRUDENT

2.1 PRE-MOBILIZATION

2.1.1 Subcontracts

Subcontracts were established with the following companies for services as described below.

Drilling (Geoprobe) Services	Frontz Drilling
Analytical Services (Primary and Quality Control)	TestAmerica, Inc.
Analytical Services for Quality Assurance (QA) Samples	CT Laboratories
Surveying Services	Vista Sciences Corporation
Potable Water	Vietz Water Hauling
Portable Toilet and Wash Station	Miller and Company Sanitation Services
Waste Disposal	Emerald Environmental, Inc.

2.1.2 Unique Equipment Procurement

Fifty (50) aluminum wedge samplers (½-in x ½-in aluminum channel cut to (9-10)-inch sections with one end pointed) were purchased and then prepared by the Kentucky Machine & Tool Co. in Louisville, Kentucky.

Three sets of aluminum half pipes were customized, as described in Section 3.1 to allow collection of surface soil samples 0 – 1.0’ below ground surface (bgs), with subsequent pushing of a 7/8”-D step probe from 1.0’ to 2.0’ bgs.

2.1.3 Regular Equipment Procurement

Much of the sampling equipment was purchased via the internet, including materials from Forestry Suppliers , Inc. (step probes), En Novative Technologies, Inc. (Terra Cores), and Brady (labels) and shipped directly to Building 1036 during the week prior to the beginning of field sampling. Blank sampling labels were purchased from Desktop Labels, Inc. and prepared prior to arrival at the site. A photoionization detector owned by Prudent was brought to the site from the San Antonio, Texas Office.

2.2 MOBILIZATION

Mobilization took place June 25 and 26, 2011 and included assembling and organizing all the preordered equipment/materials, purchasing equipment not already ordered, organizing the allocated workspace in Building 1036, assembling unique equipment, establishing the decontamination line, purchasing waste drums, and coordinating with facility personnel and other contractors working on site.

2.3 SITE PREPARATION

To facilitate productive sampling, Prudent met with the subcontracted surveyor and requested that corners of the subject buildings be laid out at least one or two days ahead of the field sampling crew. The subcontracted surveyor laid out sample/building locations (via Ohio state plane coordinates) within two days of drilling at the proposed sample areas and buildings. Many of the pin flags used to locate building

corners for the August 2010 Prudent investigation were still in place since the surveyor had dug holes in the hard ground to place and secure the pin flags. The locations of the samples around the remedial Investigation borings utilized the coordinates listed in the Ravenna Environmental Information Management System (REIMS). At surface soil ISM sample areas the surveyor laid out the corners of the 25' x 25' square areas. At subsurface soil sample areas the surveyor used light green pin flags to locate the corners of buildings. Prudent personnel, using the field logs of remediation activities to avoid remediated areas, placed yellow pin flags to locate primary Geoprobe sampling locations, orange flags for the quality control (QC) or 2nd triplicate Geoprobe locations, and red flags for the quality assurance (QA) or 3rd triplicate Geoprobe locations. Although high grass was present at Building G-8 (Load Line 4), no site clearance actions were required to locate the primary and triplicate Geoprobe locations, except for Sample Number LL4SB-415M where a tree with surrounding debris created a severe footing hazard, Photograph 2-1. High grass that caused poor visibility was minimal at the other sample locations. MEC avoidance was performed during both the selection of individual boring locations and the drilling of individual borings.

Photograph 2-1
Tree west of Building G-8 in Load Line 4 with much debris around it ISM Sample Area LL4SB-415M

3.0 SURFACE SOIL AND SUBSURFACE SOIL ISM SAMPLING

3.1 SURFACE SOIL ISM SAMPLING

Where there was no associated subsurface soil ISM sample from a depth of 1' – 2' bgs, surface soil ISM sampling was conducted per the current Facility-Wide Sampling and Analysis Plan (FWSAP, SAIC, 2011). All other necessary tasks followed guidance within the FWSAP and the project Work Plan (Prudent 2010), e.g., equipment use, Health and Safety Plan, decontamination, managing of IDW, photographic log, core logging, etc. At the locations of previous discrete samples where elevated concentrations of a contaminant were found, the ISM surface soil samples were taken from within a 25' x 25' square shape area with the previous discrete sample in the approximate middle of the square, Photograph 3-1.

Photograph 3-1

25' x 25' Surface Soil ISM Sample Area with 30 Subsample Locations
ISM Sample Area LL4SS-416M

Where there was an associated subsurface soil ISM sample from a depth below of 1' – 2' bgs, the surface soil sample was collected using two customized sections of the 1-1/2" half pipe liners (utilized for 1' – 7' subsurface soil sampling). The ends of two 1-1/2" half pipe liners were ground to have a pointed shape, holes were drilled in the half pipes to allow screws to hold them together, and hose clamps placed around them to allow driving the assembly into the ground one foot, pulling the assembly, separating the half pipes, and then taking representative portions of soil along the entire length of the soil collected, much like a conventional split spoon sampler. In all cases, the remaining holes remained open and the follow on subsurface soil ISM samples were taken with a conventional 7/8-inch step probe from a depth of 1' – 2' bgs. The reasons for sampling, type of sampling, sampling identification numbers, associated laboratory analyses, and sampling dates are detailed on Table 3-1. General locations of the ISM sample areas are shown on Figures 3- (1 - 5), detailed ISM sample locations are shown on Figures 3- (1A - 5A) , and areas where there were analytical exceedances of the RVAAP clean-up goals (CUGs) are shown on Figures 3-(1B - 5B).

3.2 WET SEDIMENT ISM SAMPLING

The three (Primary, QC, and QA) wet sediment ISM samples (LL3SD-416M-0001-SD, LL3SD-417M-0001-SD, and LL3SD-418M-00010SD) collected at Load Line 3 were composed of 30 subsamples in each sample and extended from the upstream end of a corrugated metal drainage pipe upstream for 50-feet.

3.3 SUBSURFACE SOIL ISM SAMPLING

Subsurface soil ISM sampling for the depth intervals of 1' – 3', 3' – 5', and 5' – 7' below ground surface was conducted per the approved Project Work Plan, Prudent (2010); however, no vertical subsurface ISM samples were taken. Per the data quality objective of determining contamination (if any) within zones of non-remediated subsurface materials, <u>no push probe subsurface soil borings were taken within remediated areas.</u> The number and nominal spacing of subsurface soil borings utilized to collect a horizontal subsurface soil ISM sample are shown on Table 3-1. The nominal spacing of such borings ranged from 36 to 41 feet. Once the drilling was completed, the field crew placed the pin flag in the boring location where the actual sample was collected, and the surveyor subsequently returned to the site and determined Ohio State Plane coordinates of the actual boring location. Details and photographs of the geoprobe subsurface soil ISM sampling are provided in Prudent, 2010. The locations of all Geoprobe borings are shown on Figures 3-(1A – 4A).

Subsurface soil ISM sampling for the depth interval of 1' – 2' bgs was conducted as described in Section 3.1.

The laboratory analyses associated with the characterization sampling were tailored to the data quality objectives of the sampling. Thus where there was concern of possible polycyclic aromatic hydrocarbon (PAH) contamination, only laboratory analysis, EPA SW-846 Method 8310 for PAHs were conducted. The reporting limits of this procedure are lower than those associated with EPA SW-846 Method 8270 (B). At locations where only explosives were of concern, US EPA Method 8330 was performed as per the current FWSAP. As per the FWSAP, a set of triplicate samples with full suite analyses were collected at each of the five load lines and the potential borrow source, and MS/MSD samples and equipment rinsate samples were collected per the Facility-Wide Quality Assurance Project Plan (FWQAPP, SAIC, 2011).

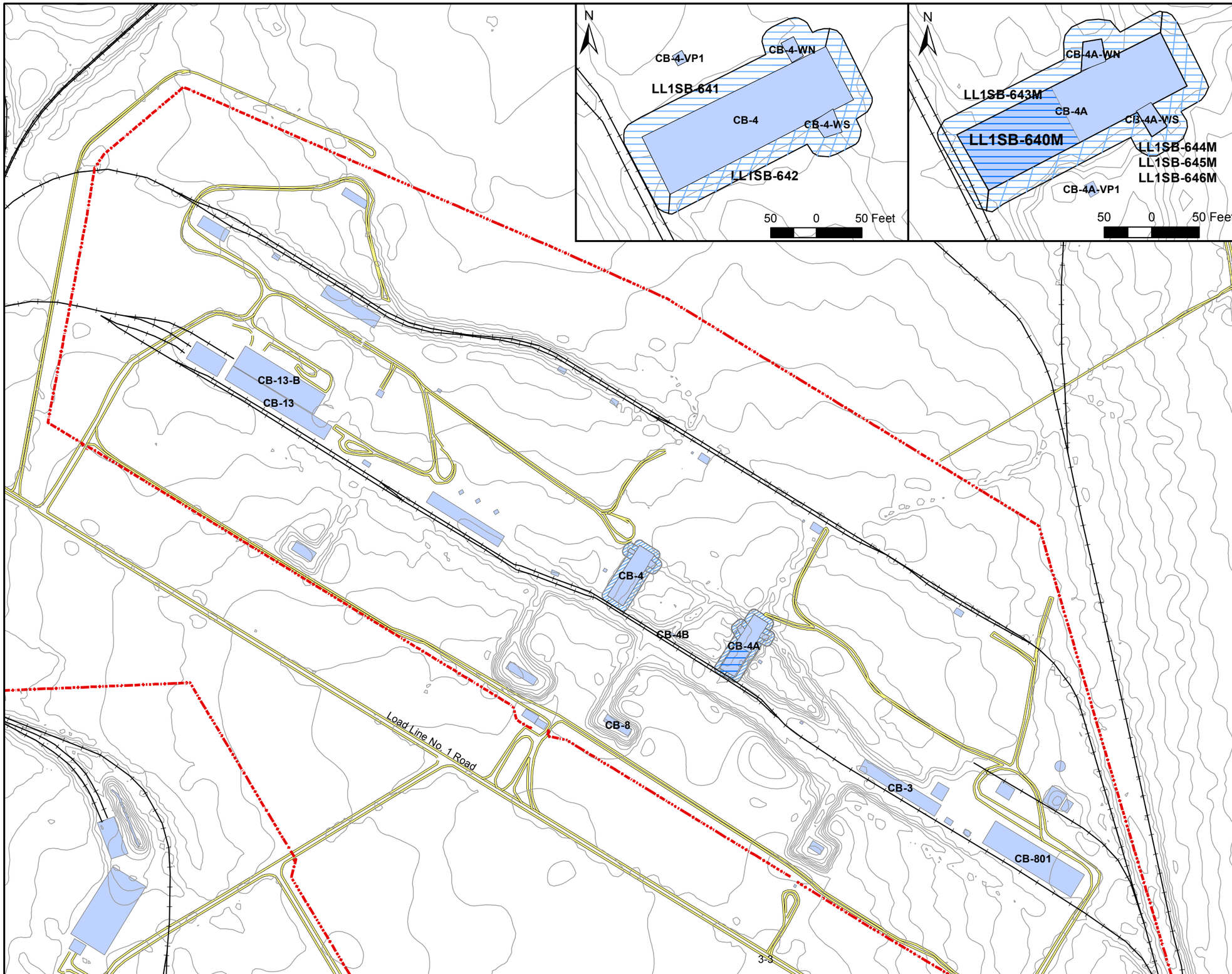

US Army
Corps of Engineers

N E S W

0 190 380 760 Feet

Legend

- Fence Line
- Railroads
- Elevation Contours (1-M)
- Creeks and Streams
- Roads
- Load Line Buildings
- Proposed Sampling Area

Figure 1
Load Line 1 (LL-1)
Sampling Locations

PRUDENT TECHNOLOGIES, INC.
dba Prudent Environmental Services, Inc.



US Army
Corps of Engineers

Legend

- Subsurf Boring Loc
- Subsurf Trip Boring Loc
- Railroads
- Demolished Building

0 40 80 160 Feet

Figure 1A
Load Line 1 (LL-1) Sampling Locations

PRUDENT



US Army
Corps of Engineers

Legend

- Subsurf Soil Boring Loc
- Triplicate Sample Locations
- Railroads
- Demolished buildings

0 40 80 160 Feet

Figure 1B
Load Line 1 (LL-1)
Sample CUG Exceedances

PRUDENT

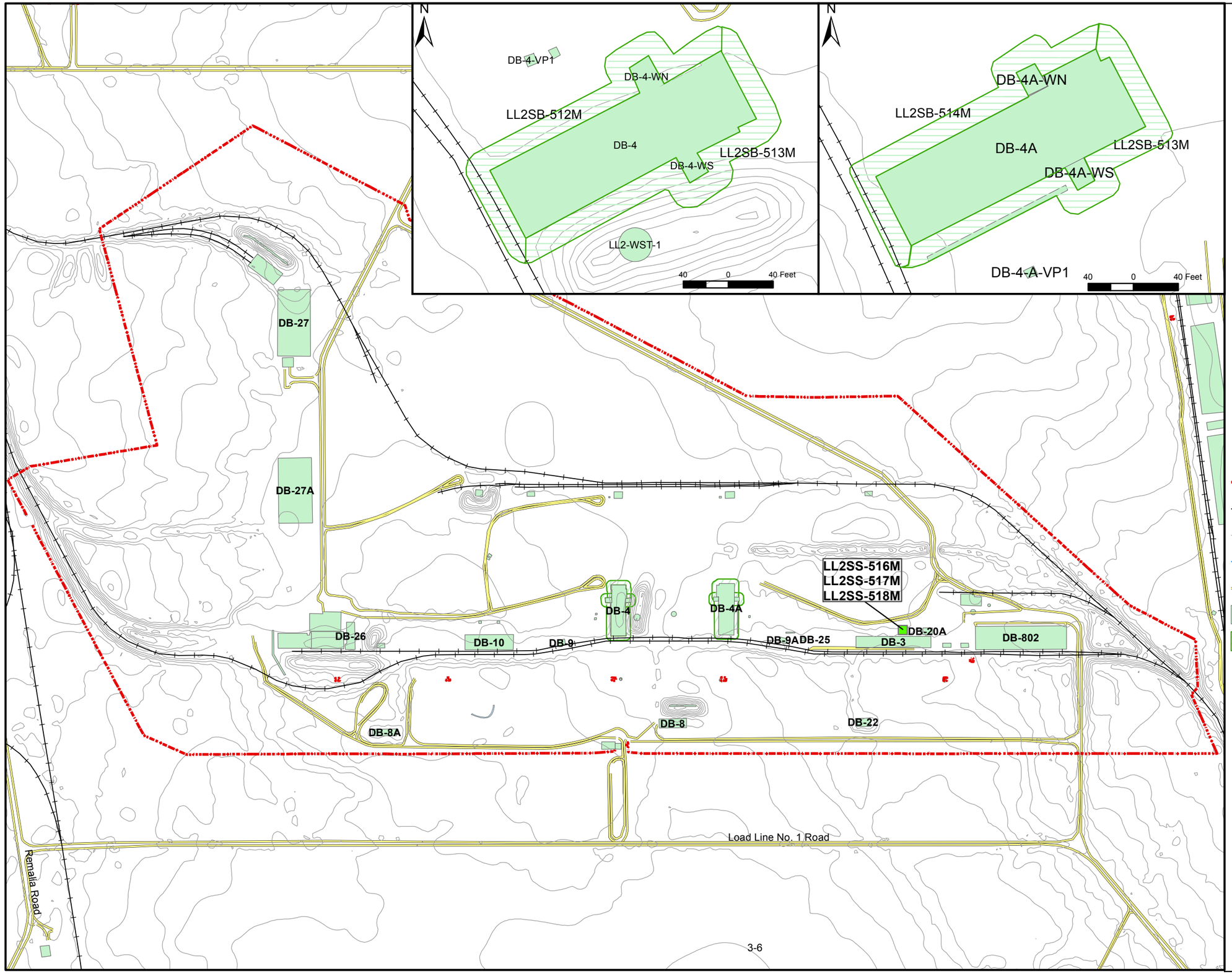

US Army
Corps of Engineers

N E S W

0 195 390 780 Feet

Legend

- Fence Line
- Railroads
- Elevation Contours (1-M)
- Creeks and Streams
- Roads
- Demolished Building
- Sample Area
- Former RI Sample Location and Surface Soil Sampling Location

Figure 2
Load Line 2 (LL-2)
Sampling Locations

PRUDENT

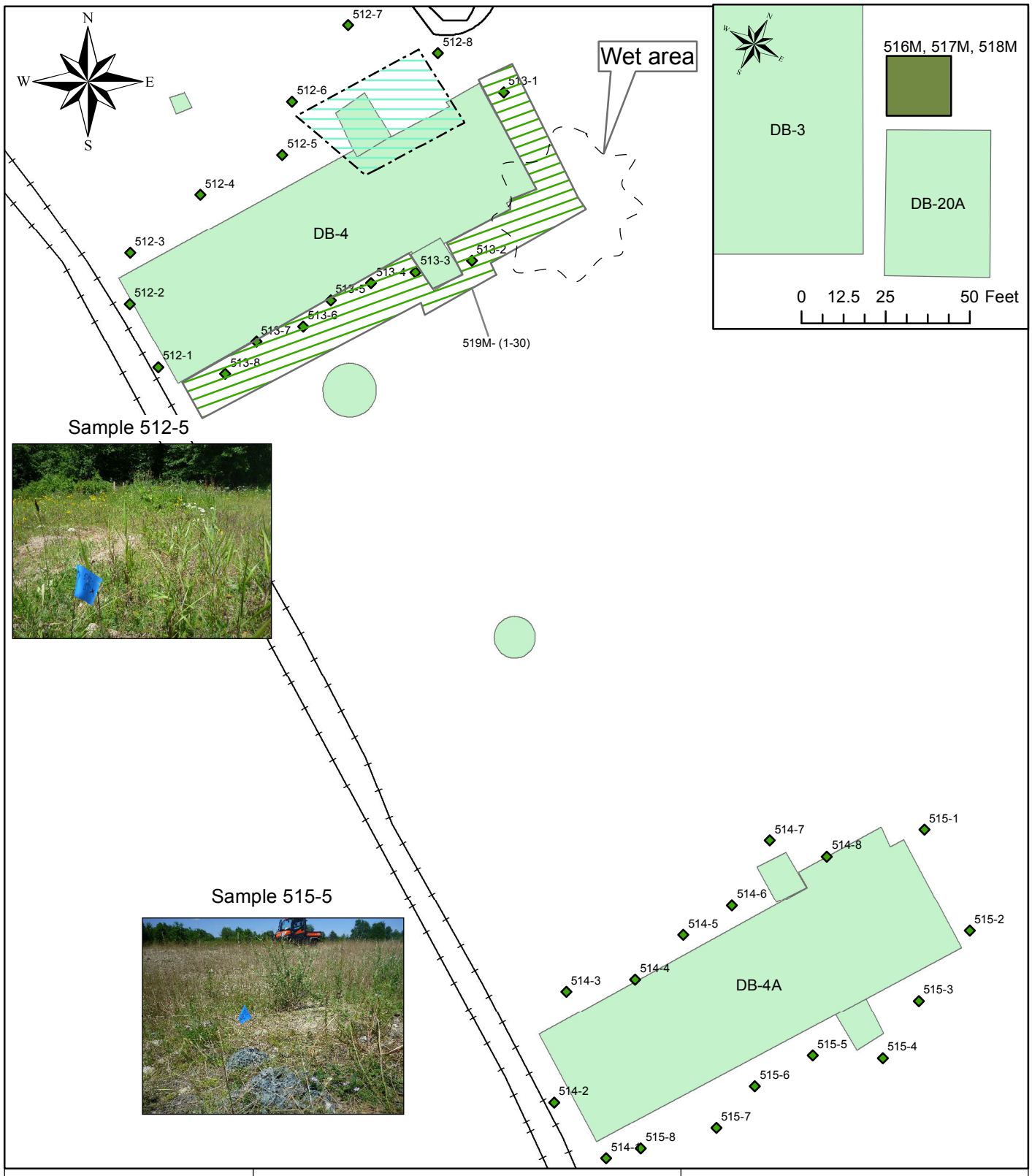

US Army
Corps of Engineers

Legend

- Subsurf Soil Boring Loc
- Surf Soil ISM Loc
- Demolished buildings
- Approx Loc of Remediated Area
- Roads
- Railroads
- Surface soil ISM samp area

0 40 80 160 Feet

Figure 2A
Load Line 2 (LL-2) Sampling Locations

PRUDENT

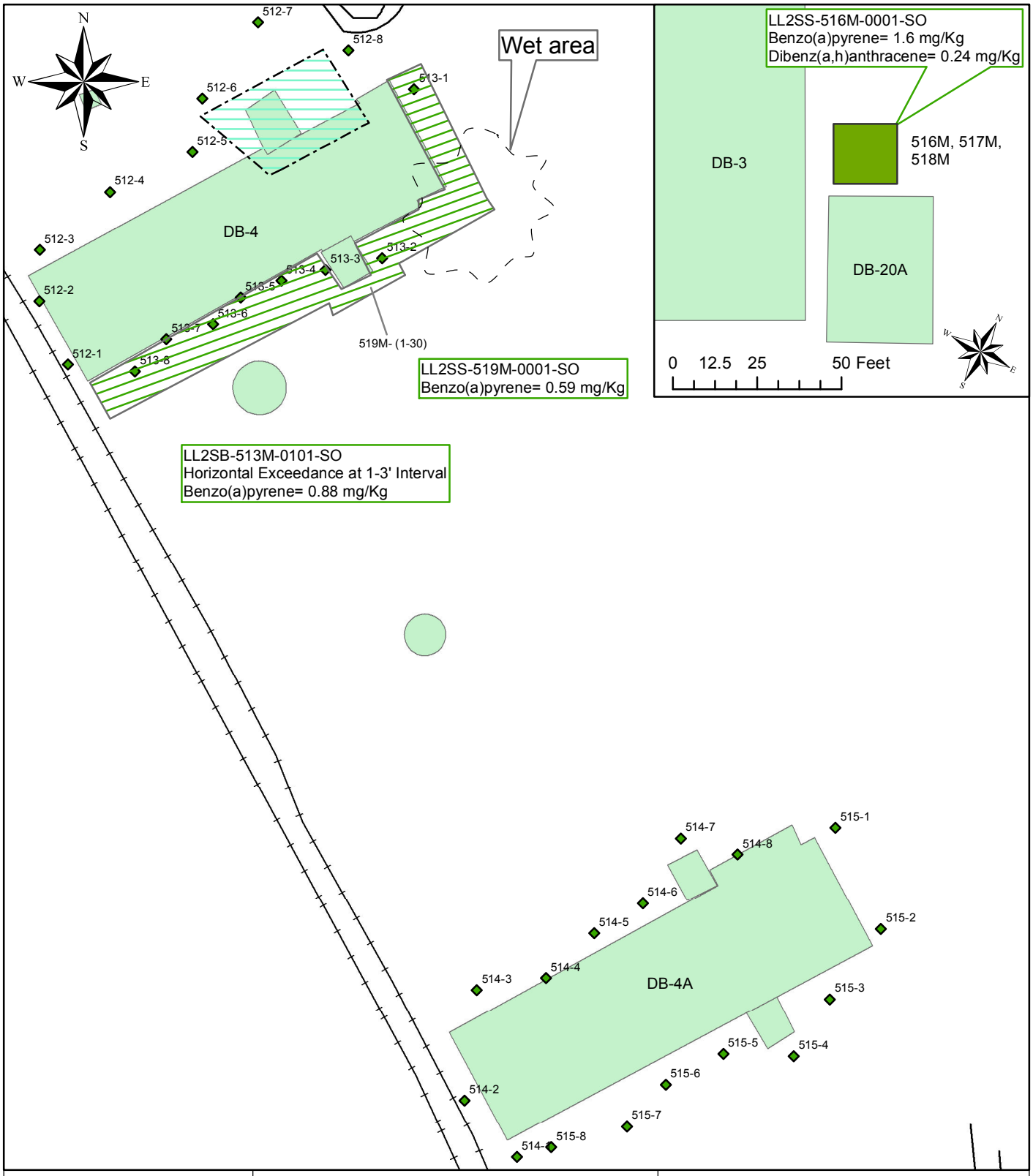

US Army
Corps of Engineers

Legend

- Subsurf Soil Boring Loc
- Surf Soil ISM Loc
- Demolished Building
- Approx Loc of Remediated Area
- Roads
- Railroads
- Surface Soil ISM Samp Area

0 40 80 160 Feet

Figure 2B
Load Line 2 (LL-2)
Sample CUG Exceedances

PRUDENT

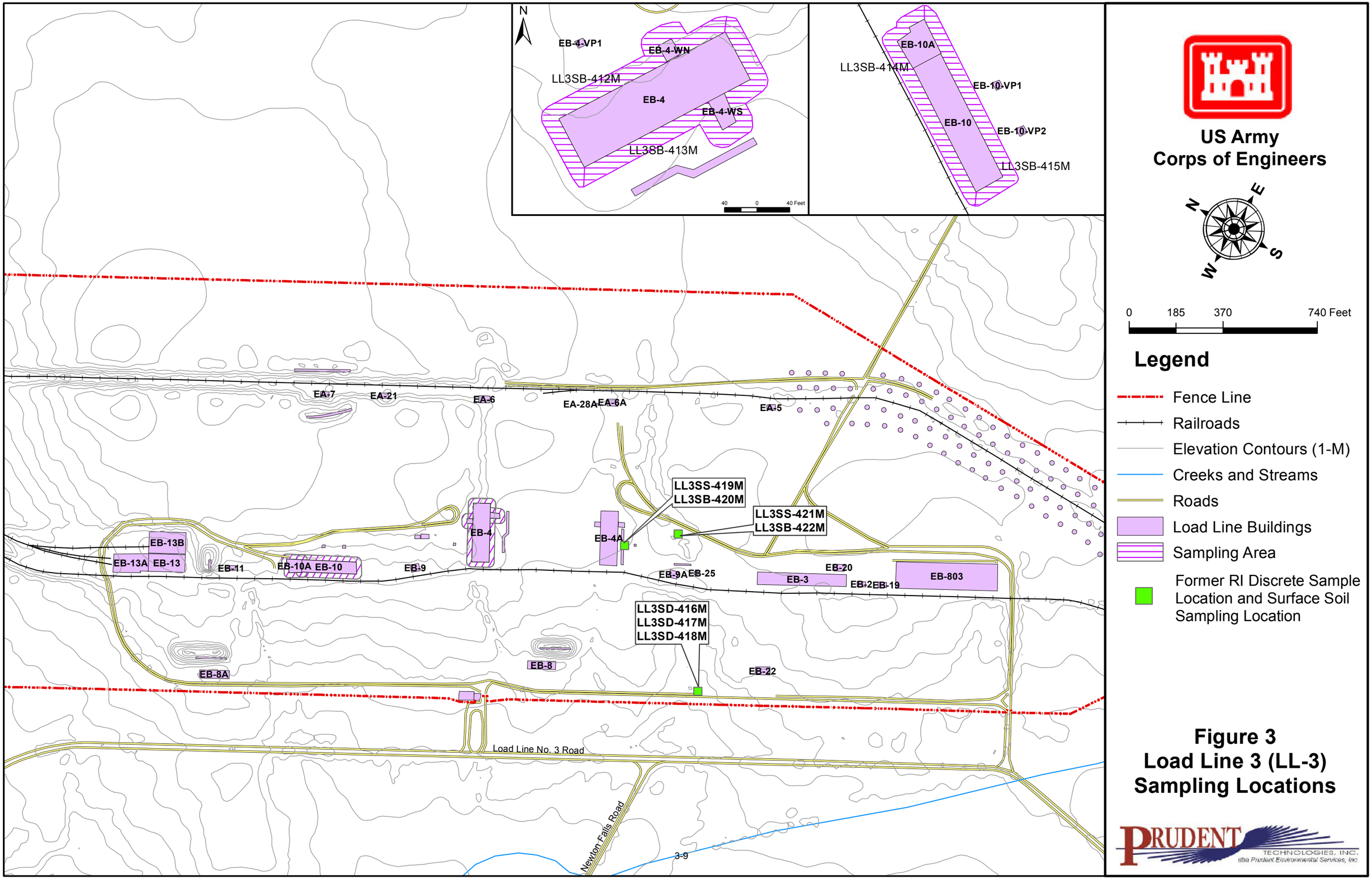

Figure 3
Load Line 3 (LL-3)
Sampling Locations

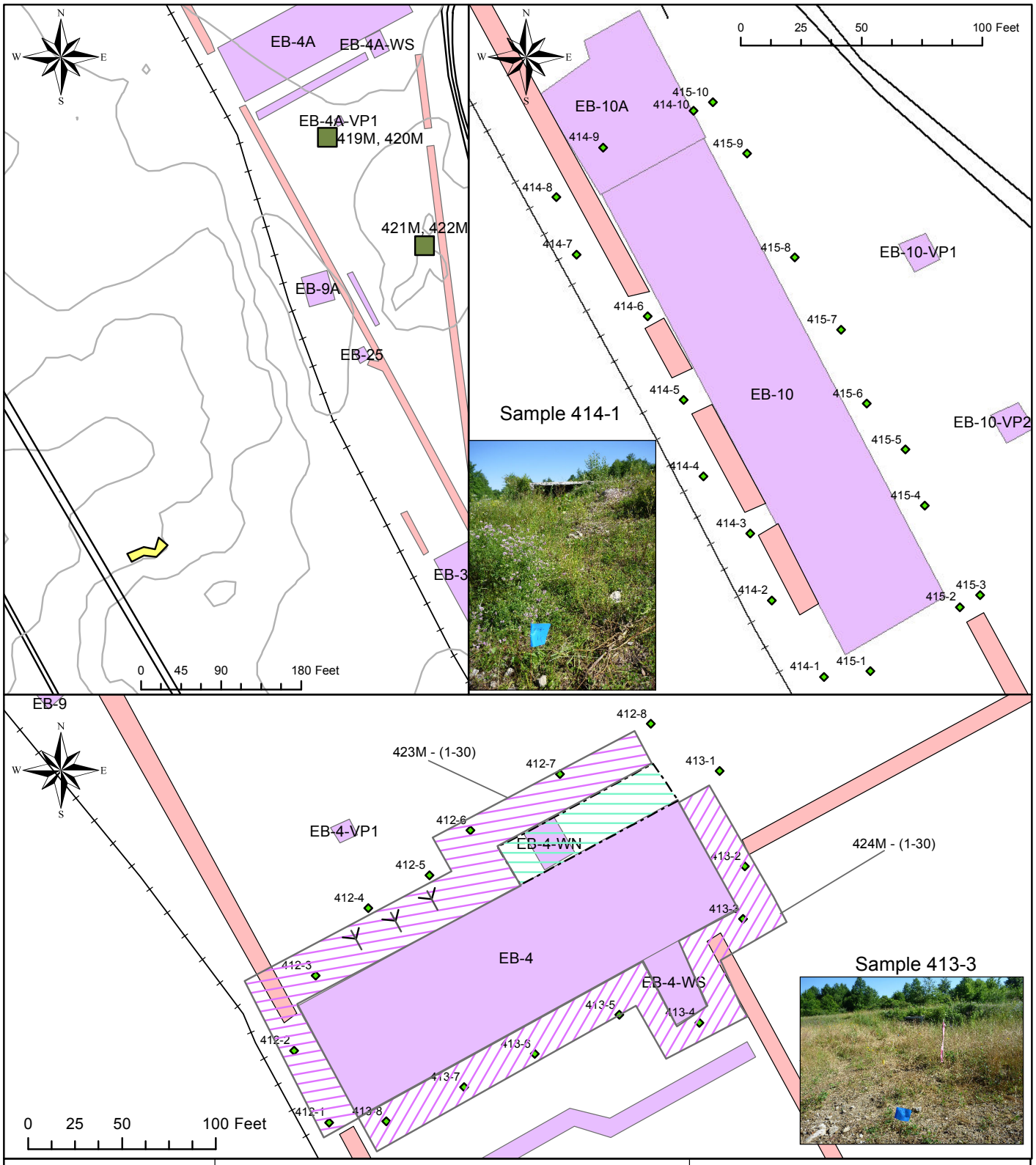

US Army
Corps of Engineers

Legend

- Subsurf Soil Boring Loc
- Surf Soil & Subsurf ISM (1'-3') Loc
- Elevated Concrete Walkway
- Demolished Building
- Sediment ISM Location
- Roads
- Railroads
- Surface ISM Sample Area
- Approx loc of remediated area
- Hillside

Figure 3A
Load Line 3 (LL-3) Sampling Locations

PRUDENT

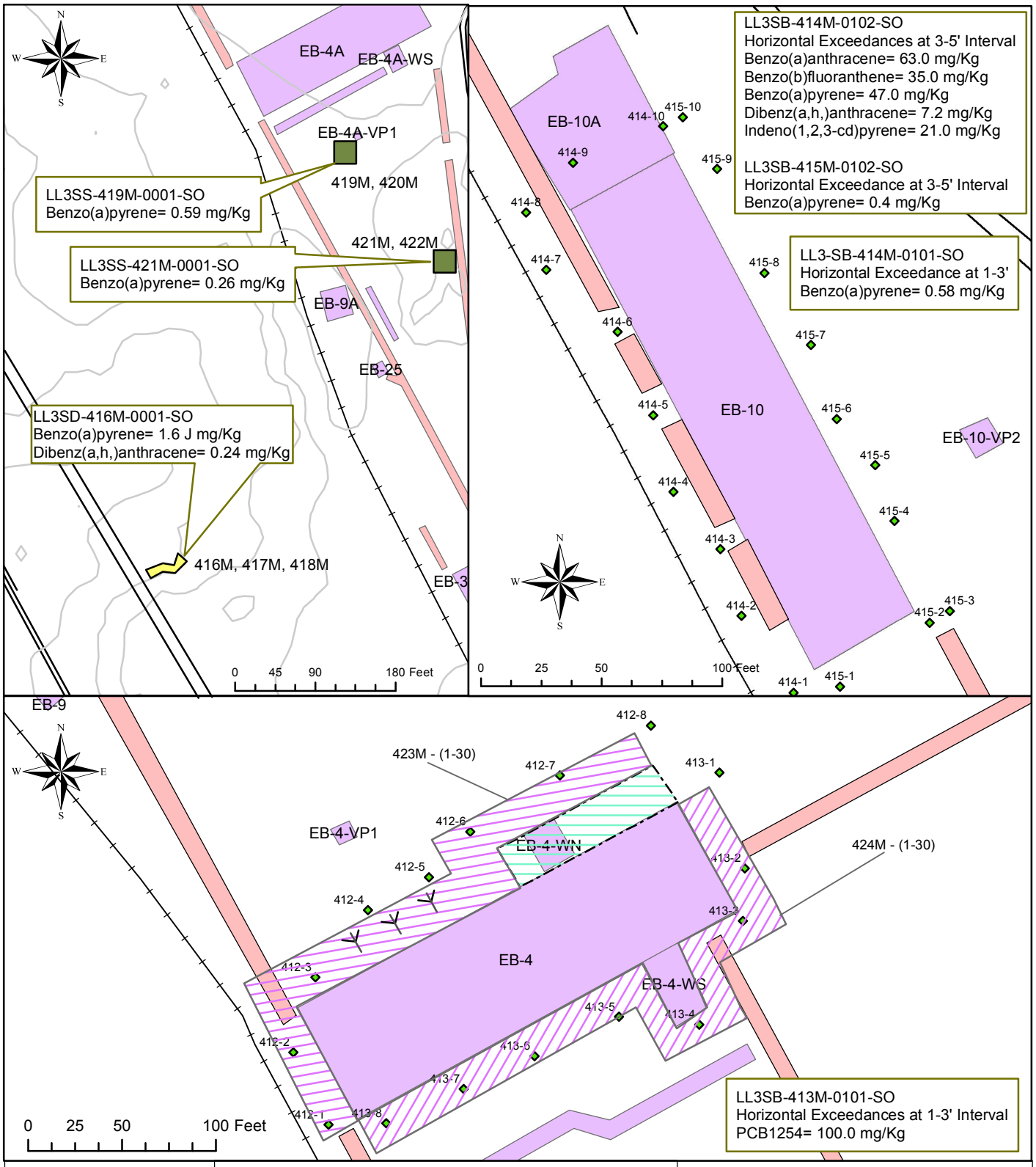

US Army
Corps of Engineers

Legend

- Subsurf Soil Boring Loc
- Surf Soil & Subsurf ISM (1'-3') Loc
- Elevated Concrete Walkway
- Demolished Building
- Sediment ISM Location
- Roads
- Railroads
- Surface ISM Sample Area
- Approx Loc of Remediated Area
- Hillside

Figure 3B
Load Line 3 (LL-3)
Sample CUG Exceedances

PRUDENT

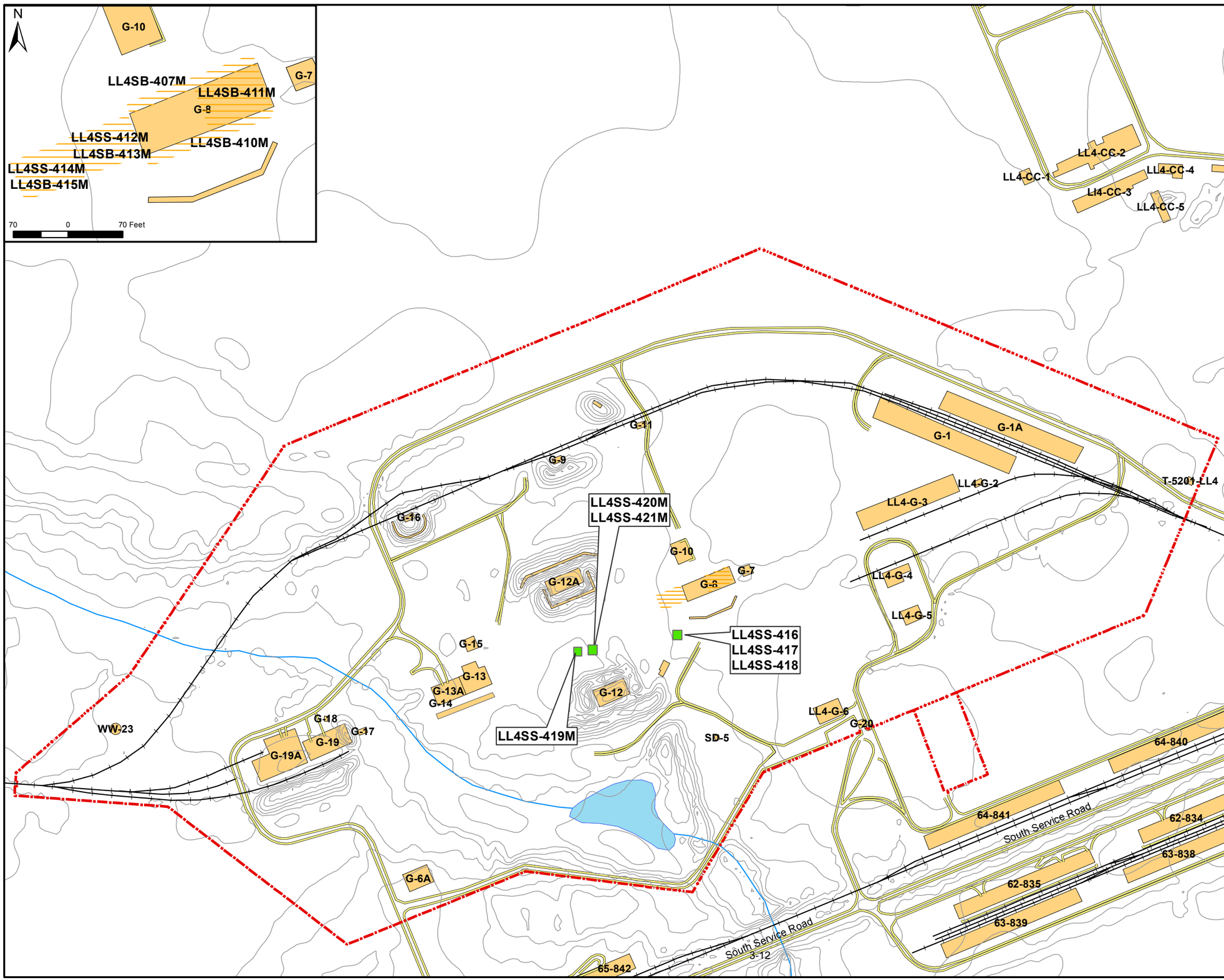

US Army
Corps of Engineers

N
W
E
S

0 175 350 700 Feet

Legend

- Fence Line
- Railroads
- Elevation Contours (1-M)
- Creeks and Streams
- Roads
- Rivers and Water Bodies
- Load Line Buildings
- Proposed Sampling Areas (multiple colors)
- Former RI Discrete Sample Locations and Surface Soil Sample

Figure 4
Load Line 4 (LL-4)
Sampling Locations

PRUDENT TECHNOLOGIES, INC.
dba Prudent Environmental Services, Inc

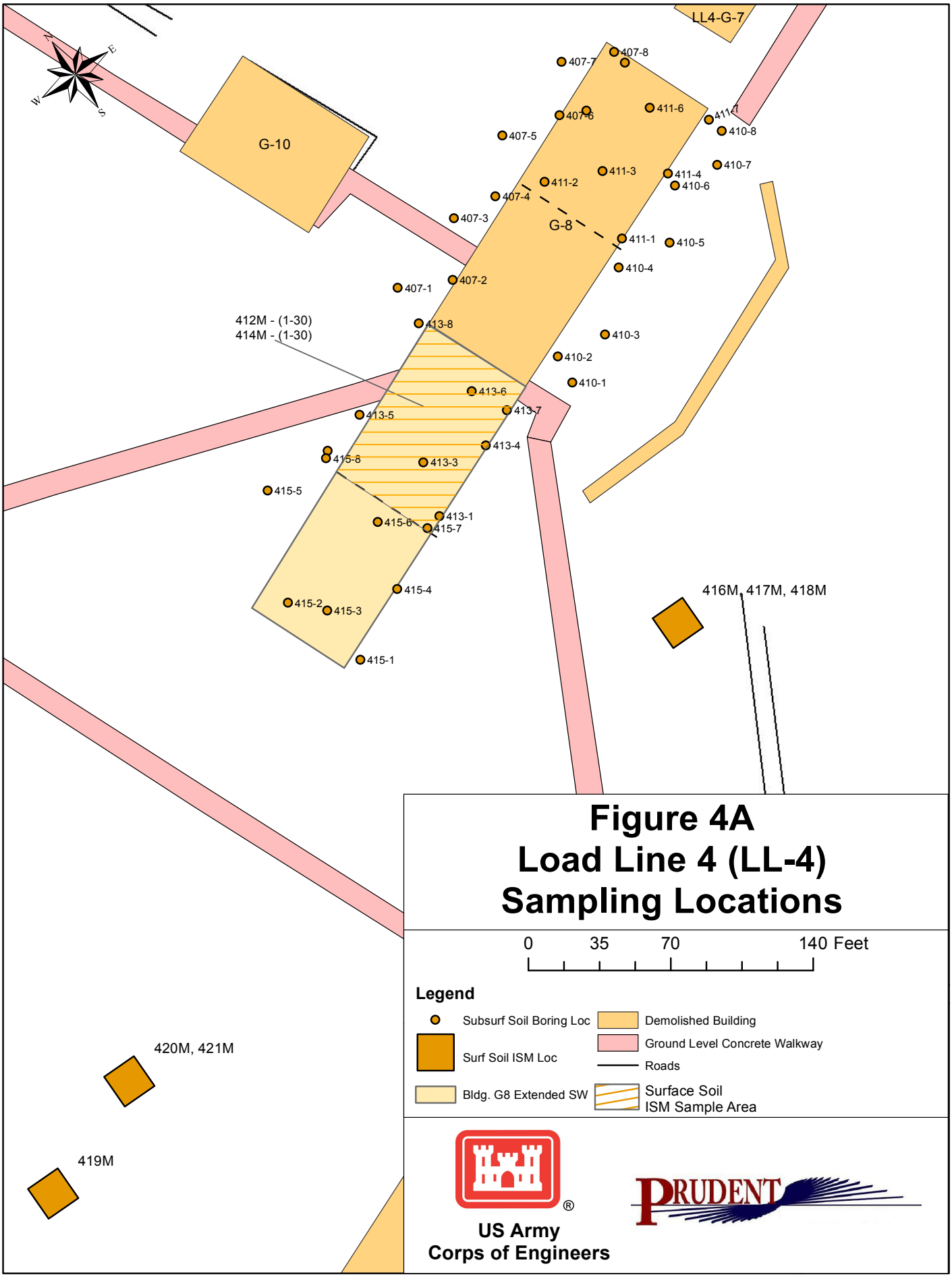

Figure 4A
Load Line 4 (LL-4)
Sampling Locations

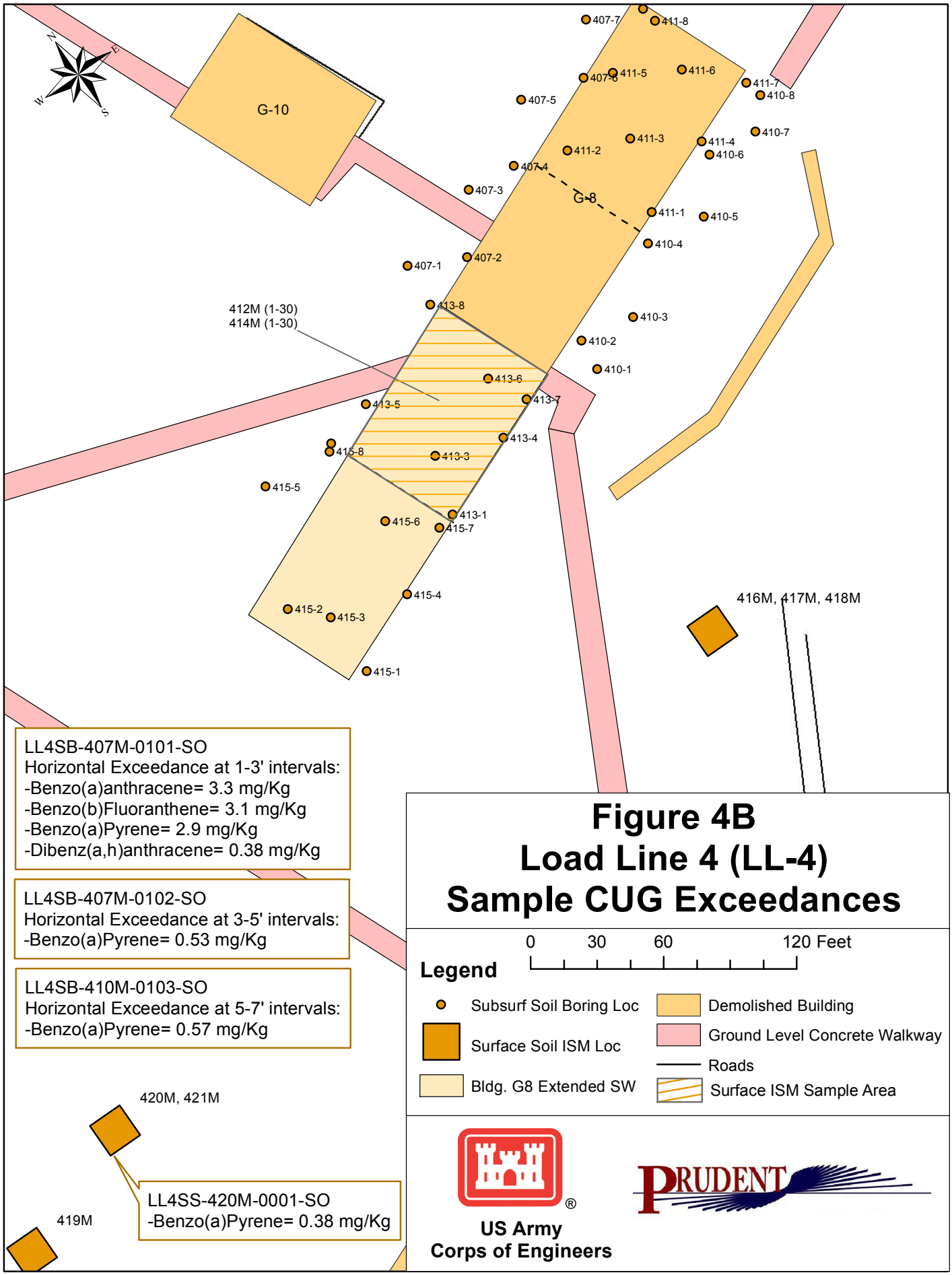

Figure 4B
Load Line 4 (LL-4)
Sample CUG Exceedances

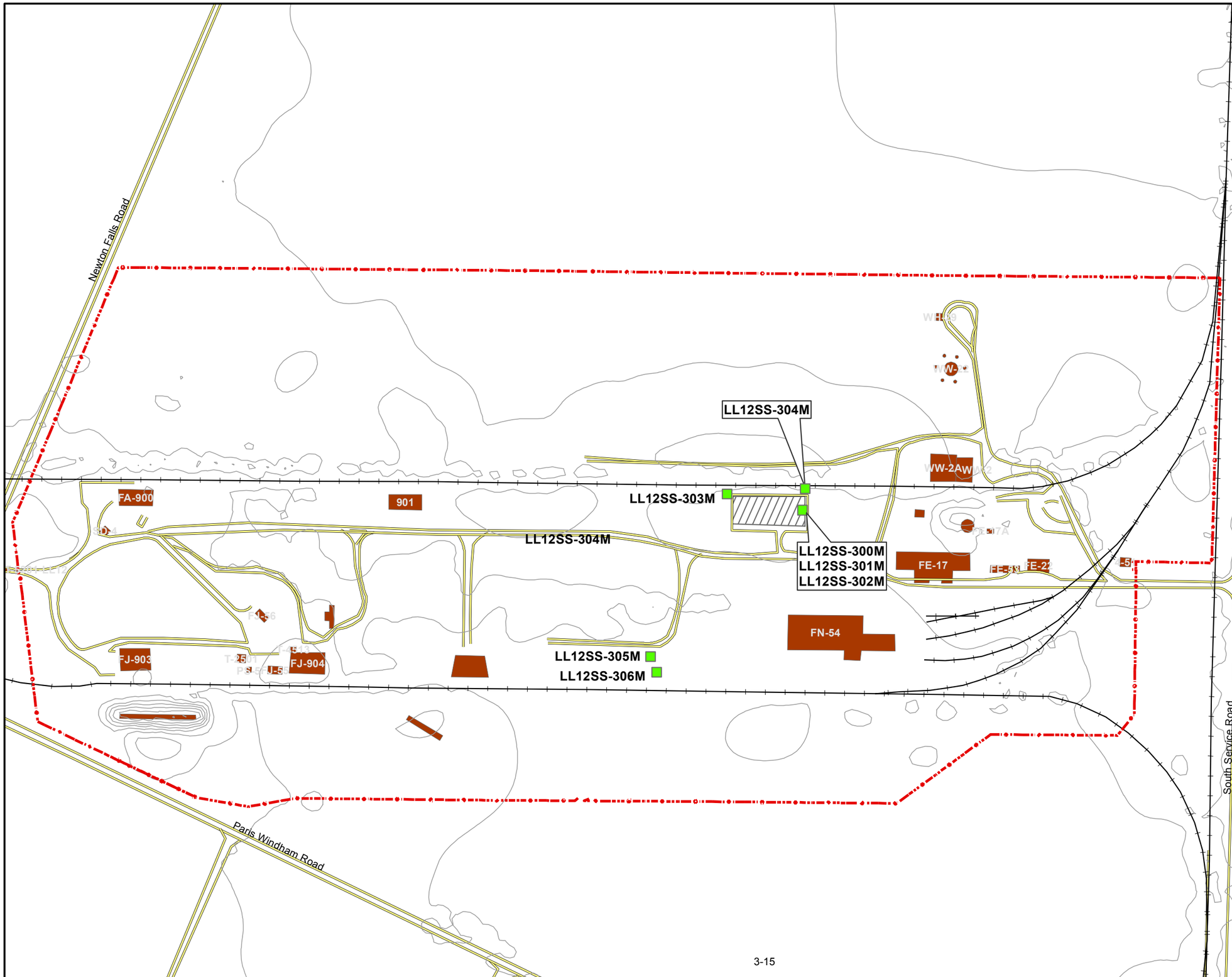

US Army
Corps of Engineers

N
E
S
W

0 110 220 440 Feet

Legend

- Fence Line
- Railroads
- Elevation Contours (1-M)
- Creeks and Streams
- Roads
- Load Line Buildings
- Gravel Area
- Former RI Discrete Samp Locations and Surface Soil Sampling Locations

Figure 5
Load Line 12 (LL-12)
Sampling Locations

PRUDENT TECHNOLOGIES, INC.
dba Prudent Environmental Services, Inc.

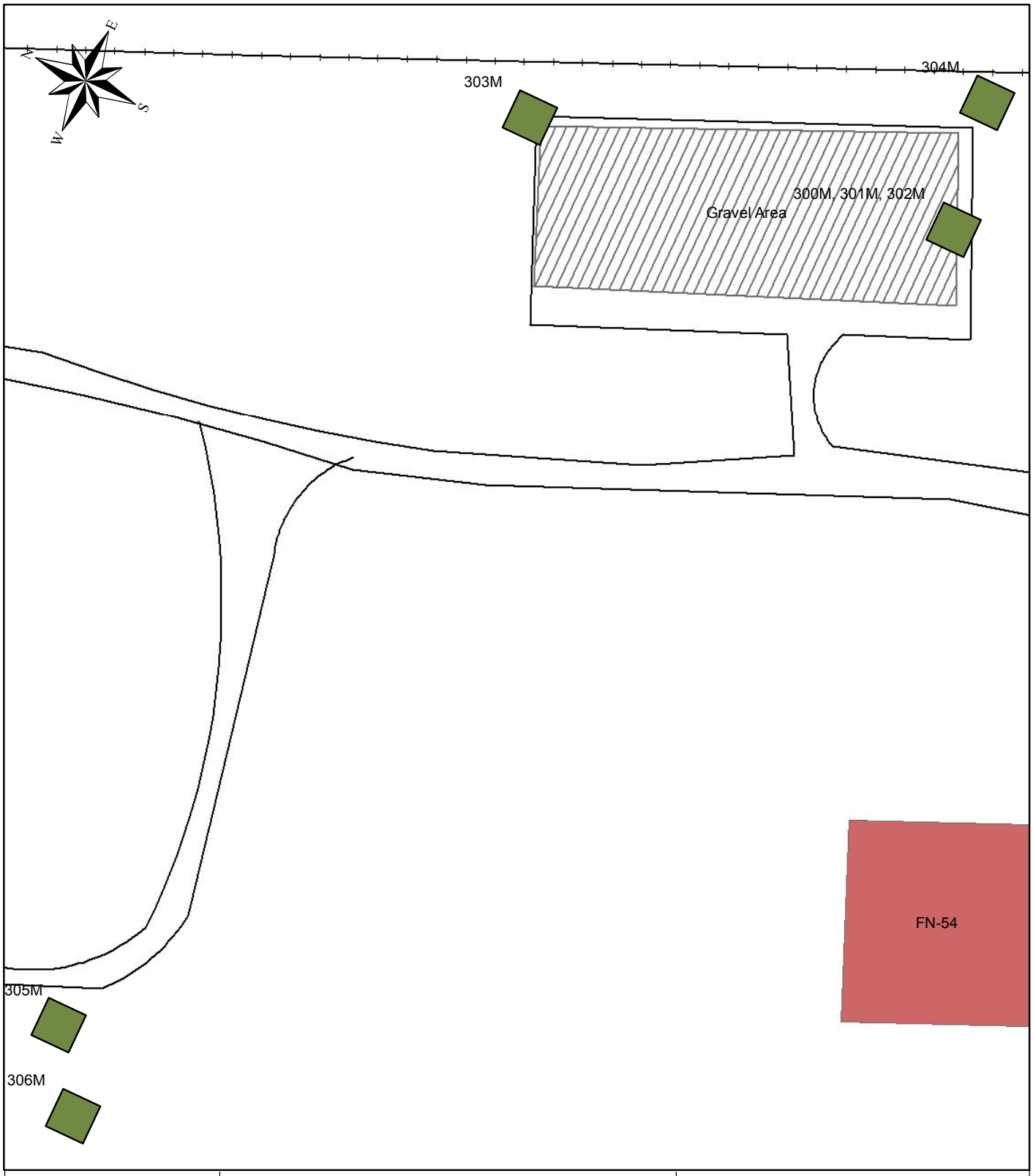

US Army
Corps of Engineers

0 30 60 120 Feet

Legend

- Surface Soil ISM Loc
- Gravel Area
- Demolished Building
- Roads
- Railroads

Figure 5A
Load Line 12 (LL-12) Sampling Locations

PRUDENT

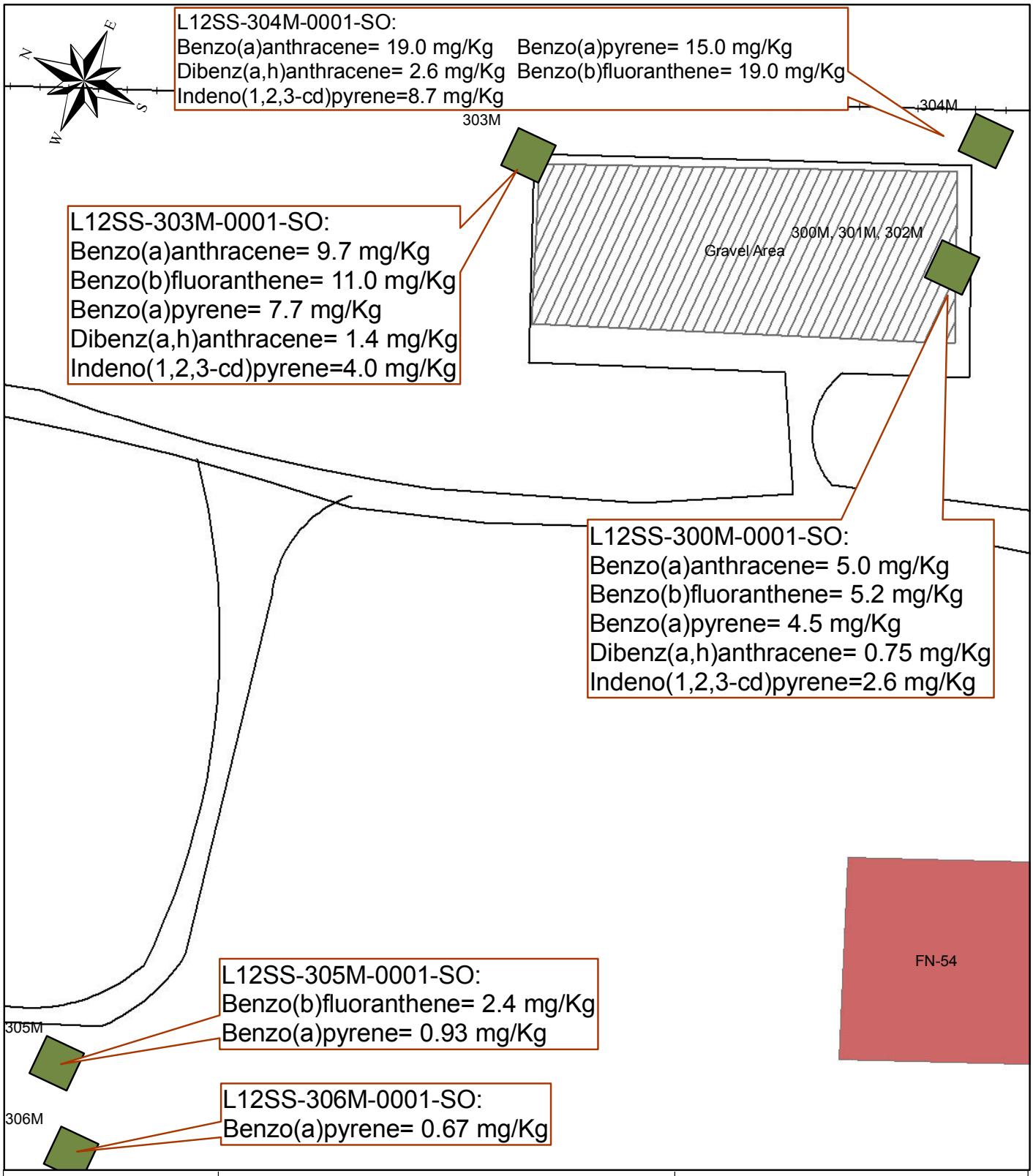

US Army
Corps of Engineers

0 35 70 140 Feet

Legend

- Gravel Area
- Demolished Building
- Surf Soil ISM Locations
- Roads
- Railroads

Figure 5B
Load Line 12 (LL-12)
Sample CUG Exceedances

PRUDENT

Table 3-1 Load Lines 1, 2, 3, 4, and 12 Characterization Sampling Identification Numbers

AOC/ Area	Building or Area	DQO #	Reason for Sampling	Type Sampling	Sampling Depth (ft)	Number Borings	Nominal Spacing (Ft)	Sample ID	Laboratory Analyses	Date Completed 2011
LL-1	SW Half of Bldg CB-4A	1	Possibly limit extent of	Subsurface ISM	1 - 3	8	36	LL1SB-640M-0101-SO	Explosives	July 5
			remediation (outside elevator)		3 - 5			LL1SB-640M-0102-SO	Explosives	
					5 - 7			LL1SB-640M-0103-SO	Explosives	
	SW-NW Side of Bldg CB-4	2	Bound contamination	Subsurface ISM	1 - 3	8	37	LL1SB-641M-0101-SO	PAHs	July 6
	20-ft Wide				3 - 5			LL1SB-641M-0102-SO	PAHs	
					5 - 7			LL1SB-641M-0103-SO	PAHs	
	NE-SE Side of Bldg CB-4	2	Bound contamination	Subsurface ISM	1 - 3	8	37	LL1SB-642M-0101-SO	PAHs	July 6
	20-ft Wide				3 - 5			LL1SB-642M-0102-SO	PAHs	
					5 - 7			LL1SB-642M-0103-SO	PAHs	
	SW-NW Side of Bldg CB-4A	2	Bound contamination	Subsurface ISM	1 - 3	8	37	LL1SB-643M-0101-SO	PAHs	July 5
	20-ft Wide				3 - 5			LL1SB-643M-0102-SO	PAHs	
					5 - 7			LL1SB-643M-0103-SO	PAHs	
	NE-SE Side of Bldg CB-4A	2	Bound contamination	Subsurface ISM	1 - 3	8	37	LL1SB-644M-0101-SO	Full Suite	July 5
	20-ft Wide		(Primary)		3 - 5			LL1SB-644M-0102-SO	Full Suite	
					5 - 7			LL1SB-644M-0103-SO	Full Suite	
	NE-SE Side of Bldg CB-4A	5	Bound contamination	Subsurface ISM	1 - 3	8	37	LL1SB-645M-0101-SO	Full Suite	July 5
	20-ft Wide		(QC)		3 - 5			LL1SB-645M-0102-SO	Full Suite	
					5 - 7			LL1SB-645M-0103-SO	Full Suite	

Table 3-1 Continued

AOC/ Area	Building or Area	DQO #	Reason for Sampling	Type Sampling	Sampling Depth (ft)	Number Borings	Nominal Spacing (Ft)	Sample ID	Laboratory Analyses	Date Completed 2011
LL-1	NE-SE Side of Bldg CB-4A	5	Bound contamination	Subsurface ISM	1 - 3	8	37	LL1SB-646M-0101-SO	Full Suite	July 5
	20-ft Wide		(QA)		3 - 5			LL1SB-646M-0102-SO	Full Suite	
					5 - 7			LL1SB-646M-0103-SO	Full Suite	
LL-2	SW-NW Side of Bldg DB-4	2	Bound contamination	Subsurface ISM	1 - 3	8	37	LL2SB-512M-0101-SO	PAHs	July 1
	20-ft Wide				3 - 5			LL2SB-512M-0102-SO	PAHs	
					5 - 7			LL2SB-512M-0103-SO	PAHs	
	NE-SE Side of Bldg DB-4	2	Bound contamination	Surface ISM	0 - 1			LL2SS-519M-0001-SO	PAHs, PCBs	July 2
	20-ft Wide			Subsurface ISM	1 - 3	8	37	LL2SB-513M-0101-SO	PAHs, PCBs	July 1
					3 - 5			LL2SB-513M-0102-SO	PAHs, PCBs	
					5 - 7			LL2SB-513M-0103-SO	PAHs, PCBs	
	SW-NW Side of Bldg DB-4A	2	Bound contamination	Subsurface ISM	1 - 3	8	37	LL2SB-514M-0101-SO	PAHs	July 1
	20-ft Wide				3 - 5			LL2SB-514M-0102-SO	PAHs	
					5 - 7			LL2SB-514M-0103-SO	PAHs	
	NE-SE Side of Bldg DB-4A	2	Bound contamination	Subsurface ISM	1 - 3	8	37	LL2SB-515M-0101-SO	PAHs	July 1
	20-ft Wide				3 - 5			LL2SB-515M-0102-SO	PAHs	
					5 - 7			LL2SB-515M-0103-SO	PAHs	
	RI Discrete Sample Location	3	LL2ss-165 w B(a)P = 1.9 mg/kg	Surface ISM	0 - 1	Primary		LL2SS-516M-0001-SO	Full Suite	July 3
					0 - 1	MS/MSD		LL2SS-516M-0002-SO	Full Suite	July 3

Table 3-1 Continued

AOC/ Area	Building or Area	DQO #	Reason for Sampling	Type Sampling	Sampling Depth (ft)	Number Borings	Nominal Spacing (Ft)	Sample ID	Laboratory Analyses	Date Completed 2011
LL-2	RI Discrete Sample Location	3	LL2ss-165 w B(a)P = 1.9 mg/kg	Surface ISM	0 - 1	QC		LL2SS-517M-0001-SO	Full Suite	July3
	RI Discrete Sample Location	3	LL2ss-165 w B(a)P = 1.9 mg/kg	Surface ISM	0 - 1	QA		LL2SS-518M-0001-SO	Full Suite	July3
					0 - 1	QA-MS/MSD		LL2SS-518M-0002-SO	Full Suite	July3
LL-3	SW-NW Side of Bldg EB-4	2	Bound contamination	Surface ISM	0 - 1			LL3SS-423M-0001-SO	PCBs	June 30
	20-ft Wide			Subsurface ISM	1 - 3	8	37	LL3SB-412M-0101-SO	PCBs	June 30
					3 - 5			LL3SB-412M-0102-SO	PCBs	
	NE-SE Side of Bldg EB-4	2	Bound contamination	Surface ISM	0 - 1			LL3SS-424M-0001-SO	PCBs	June 30
	20-ft Wide			Subsurface ISM	1 - 3	8	37	LL3SB-413M-0101-SO	PCBs	June 30
					3 - 5			LL3SB-413M-0102-SO	PCBs	
					5 - 7			LL3SB-413M-0103-SO	PCBs	
	SW-NW Side of Bldg EB-10	2	Bound contamination	Subsurface ISM	1 - 3	10	39	LL3SB-414M-0101-SO	Arsenic/PAHs	June 29
	20-ft Wide				3 - 5			LL3SB-414M-0102-SO	Arsenic/PAHs	
					5 - 7			LL3SB-414M-0103-SO	Arsenic/PAHs	
	NE-SE Side of Bldg EB-10	2	Bound contamination	Subsurface ISM	1 - 3	10	39	LL3SB-415M-0101-SO	Arsenic/PAHs	June 29
	20-ft Wide				3 - 5			LL3SB-415M-0102-SO	Arsenic/PAHs	
					5 - 7			LL3SB-415M-0103-SO	Arsenic/PAHs	

Table 3-1 Continued

AOC/ Area	Building or Area	DQO #	Reason for Sampling	Type Sampling	Sampling Depth (ft)	Number Borings	Nominal Spacing (Ft)	Sample ID	Laboratory Analyses	Date Completed 2011
LL-3	RI Discrete Sediment Sample	3	LL3sd-050 w/B(a)P = 3.0 mg/kg J	Sediment ISM	0 - 0.5	Primary		LL3SD-416M-0001-SD	Full Suite	July 2
	RI Discrete Sediment Sample	5	LL3sd-050 w/B(a)P = 3.0 mg/kg J	Sediment ISM	0 - 0.5	QC		LL3SD-417M-0001-SD	Full Suite	July 2
	RI Discrete Sediment Sample	5	LL3sd-050 w/B(a)P = 3.0 mg/kg J	Sediment ISM	0 - 0.5	QA		LL3SD-418M-0001-SD	Full Suite	July 2
	Ph I RI Surf Soil Sample (0 - 2')	3	LL3ss-016 w/B(a)P = 1.0	Surface ISM	0 - 1			LL3SS-419M-0001-SO	PAHs	July 2
		5			0 - 1	MS/MSD		LL3SS-419M-0002-SO	PAHS	July 2
		3		Subsurface ISM	1 - 2			LL3SB-420M-0001-SO	PAHs	July 2
	Ph I RI Surf Soil Sample (0 - 2')	3	LL3ss-028 w/B(a)P = 0.88 mg/kg	Surface ISM	0 - 1			LL3SS-421M-0001-SO	PAHs	July 2
		3		Subsurface ISM	1 - 2			LL3SB-422M-0001-SO	PAHs	July 2
LL-4	20-ft wide along north side	2	Building G-8	Subsurface ISM	1 - 3	8	41	LL4SB-407M-0101-SO	PAHs	June 27
			(Primary)		3 - 5			LL4SB-407M-0101-SO	PAHs	
					5 - 7			LL4SB-407M-0101-SO	PAHs	
	Area South of Building G-8	2	Bound south side of	Subsurface ISM	1 - 3	8	41	LL4SB-410M-0101-SO	PAHs	June 27
	20-ft wide along south side		Building G-8		3 - 5			LL4SB-410M-0101-SO	PAHs	
					5 - 7			LL4SB-410M-0101-SO	PAHs	

Table 3-1 Continued

AOC/ Area	Building or Area	DQO #	Reason for Sampling	Type Sampling	Sampling Depth (ft)	Number Borings	Nominal Spacing (Ft)	Sample ID	Laboratory Analyses	Date Completed 2011
LL-4	NE Half of Bldg G-8	1	Possibly limit extent of	Subsurface ISM	1 - 3	8	41	LL4SB-411M-0101-SO	PAHs	June 27
			remediation (URS G-8 #2) had		3 - 5			LL4SB-411M-0102-SO	PAHs	
			no elevated SVOCs		5 - 7			LL4SB-411M-0103-SO	PAHs	
	Half-width of G-8, Adj to	2	Bound west side of	Surface ISM	0 - 1			LL4SS-412M-0001-SO	PAHs	June 26
	SW End of Bldg G-8		Building G-8	Subsurface ISM	1 - 3	8	41	LL4SB-413M-0101-SO	PAHs	June 28
					3 - 5			LL4SB-413M-0102-SO	PAHs	
					5 - 7			LL4SB-413M-0103-SO	PAHs	
	Half-width of G-8, Adj to	2	Bound west side of	Surface ISM	0 - 1			LL4SS-414M-0001-SO	PAHs	June 29
					0 - 1	MS/MSD		LL4SS-414M-0002-SO	PAHS	June 29
	SW End of Sample LL4SS-414	2	Building G-8	Subsurface ISM	1 - 3	8	41	LL4SB-415M-0101-SO	PAHs	June 28
					3 - 5			LL4SB-415M-0102-SO	PAHs	
					5 - 7			LL4SB-415M-0103-SO	PAHs	
	RI Discrete Sample Location	3	LL4ss-045 w B(a)P = 2.1 mg/kg	Surface ISM	0 - 1	Primary		LL4SS-416M-0001-SO	Full Suite	June 26
		5			0 - 1	MS/MSD		LL4SS-416M-0002-SO	Full Suite	June 26
	RI Discrete Sample Location	5	LL4ss-045 w B(a)P = 2.1 mg/kg	Surface ISM	0 - 1	QC		LL4SS-417M-0001-SO	Full Suite	June 26
	RI Discrete Sample Location	5	LL4ss-045 w B(a)P = 2.1 mg/kg	Surface ISM	0 - 1	QA		LL4SS-418M-0001-SO	Full Suite	June 26
	RI Discrete Sample Location	3	LL4ss-158 w B(a)P = 0.95 mg/kg	Surface ISM	0 - 1			LL4SS-419M-0001-SO	PAHs	June 26

Table 3-1 Continued

AOC/ Area	Building or Area	DQO #	Reason for Sampling	Type Sampling	Sampling Depth (ft)	Number Borings	Nominal Spacing (Ft)	Sample ID	Laboratory Analyses	Date Completed 2011
LL-4	Ph I RI Surf Soil Sample (0 - 2')	3	LL4ss-034 W B(a)P = 0.45 mg/kg	Surface ISM	0 - 1			LL4SS-420M-0001-SO	PAHs	June 26
		3		Subsurface ISM	1 - 2			LL4SS-421M-0001-SO	PAHs	June 26
LL-12	RI Discrete Sample Location	3	L12ss-059 w B(a)P = 3.5 mg/kg	Surface ISM	0 - 1	Primary		L12SS-300M-0001-SO	Full Suite	July 3
	RI Discrete Sample Location	5	L12ss-059 w B(a)P = 3.5 mg/kg	Surface ISM	0 - 1	QC		L12SS-301M-0001-SO	Full Suite	July 3
	RI Discrete Sample Location	5	L12ss-059 w B(a)P = 3.5 mg/kg	Surface ISM	0 - 1	QA		L12SS-302M-0001-SO	Full Suite	July 3
	RI Discrete Sample Location	3	L12ss-060 w B(a)P = 4.7 mg/kg	Surface ISM	0 - 1			L12SS-303M-0001-SO	PAHs	June 26
	RI Discrete Sample Location	3	L12ss-064 w B(a)P = 24.0 mg/kg	Surface ISM	0 - 1			L12SS-304M-0001-SO	PAHs	June 26
		5			0 - 1	MS/MSD		L12SS-304M-0002-SO	PAHS	June 26
	RI Discrete Sample Location	3	L12ss-099 w B(a)P = 0.82 mg/kg	Surface ISM	0 - 1			L12SS-305M-0001-SO	PAHs	June 26
	RI Discrete Sample Location	3	L12ss-100 w B(a)P = 0.65 mg/kg	Surface ISM	0 - 1			L12SS-306M-0001-SO	PAHs	June 26
Borrow	Backfill Borrow Source	4	Evaluate for Approved Backfill	Surface ISM	0 - 1	Primary		CHASS-001M-0001-SO	Full Suite	June 29
	Backfill Borrow Source	5	Evaluate for Approved Backfill	Surface ISM	0 - 1	QC		CHASS-002M-0001-SO	Full Suite	June 29
	Backfill Borrow Source	5	Evaluate for Approved Backfill	Surface ISM	0 - 1	QA		CHASS-003M-0001-SO	Full Suite	June 29

Notes:

B(a)P = Benzo(a)pyrene
CHA = Charlestown Sand and Gravel Quarry
PAH = Polycyclic aromatic hydrocarbons
PCB = Polychlorinated biphenyl

As materials were being collected for the environmental samples, a geologist simultaneously prepared a field log describing the extents of materials collected (recovery), types of materials, estimated classifications under the Unified Soil Classification System, fill or original materials, and any unusual materials or occurrences. Also noted were the depths of penetration of the Geoprobe drilling unit for each attempt at drilling to seven feet if refusal was encountered prior to seven feet. Activity field logs are provided in Appendix B, field boring logs are provided in Appendix D, and typed boring logs are provided in Appendix E.

Because of the rapid pace of sampling, much coordination was required between the field samplers and the person preparing the documentation of those samples. Use of the printed sample labels with as much information as could be printed prior to the actual sample collection facilitated the rapid pace of sampling. As an independent check on the boring logs, a set of activity field logs, provided in Appendix B, was also maintained. Attempts were made to prepare the chain-of-custody forms as sampling progressed, but often these forms had to be prepared at the end of sampling.

3.4 SAMPLING CHRONOLOGY

Table 3-2 shows the dates of the field activities conducted during the characterization sampling.

Table 3-2 Chronology of Characterization Sampling Activities

Date	Non-Sampling	Sampling			
		Load Line	Building/ RI Location	Horizontal Sample IDs	Type
24,25 Jun 11	Mobilization				
26 Jun 11		4	G-8	LL4SS-412M-0001-SO	Surface
		4	G-8	LL4SS-414M-0001-SO	Surface
		4	LL4ss-045	LL4SS-416M/V-0001-SO	Surface- Primary
		4	LL4ss- 045	LL4SS-417M/V-0001-SO	Surface- QC
		4	LL4ss- 045	LL4SS-418M/V-0001-SO	Surface- QA
		4	LL4ss- 158	LL4SS-419M-0001-SO	Surface
		4	LL4ss- 034	LL4SS-420M-0001-SO	Surface
		4	LL4ss-034	LL4SB-421M-0001-SO	Subsurface (1' – 2')
		4	LL4ss-045	LL4SS-416M-0002-SO	Surface- MS/MSD
		12	L12ss-099	L12SS-305M-0001-SO	Surface
		12	L12ss- 100	L12SS-306M-0001-SO	Surface
		12	L12ss-060	L12SS-303M-0001-SO	Surface
		12	L12ss-064	L12SS-304M-0001-SO	Surface
		12	L12ss-064	L12SS-304M-0002-SO	Surface- MS/MSD
27 Jun 11		4	G-8	LL4SB-411M---	Subsurface
		4	G-8	LL4SB-410M---	Subsurface
		4	G-8	LL4SB-407M---	Subsurface
28 Jun 11		4	G-8	LL4SB-415M---	Subsurface
		4	G-8	LL4SB-413M---	Subsurface
29 Jun 11		3	EB-10	LL3SB-414M---	Subsurface
		3	EB-10	LL3SB-415M---	Subsurface
	Charlestown Quarry		Backfill	CHASS-001M/V-0001-SO	Surface- Primary
	Charlestown Quarry		Backfill	CHASS-002M/V-0001-SO	Surface- QC
	Charlestown Quarry		Backfill	CHASS-003M/V-0001-SO	Surface-QA

Table 3-2 Continued

Date	Non-Sampling	Sampling			
		Load Line	Building/ RI Location	Horizontal Sample IDs	Type
30 Jun 11		3	EB-4	LL3SS-423M-0001-SO	Surface
			EB-4	LL3SS-424M-0001-SO	Surface
			EB-4	LL3SB-412M---	Subsurface
			EB-4	LL3SB-413M---	Subsurface
1 Jul 11		2	DB-4	LL2SB-512M---	Subsurface
			DB-4	LL2SB-513M---	Subsurface
			DB-4A	LL2SB-514M---	Subsurface
			DB-4A	LL2SB-515M---	Subsurface
			Equip Rinsate	Equipment Rinsate 1	
2 Jul 11		3	LL3sd-050	LL3SD-416M/V-0001-SD	Sediment-Primary
		3	LL3sd-050	LL3SD-417M/V-0001-SD	Sediment- QC
		3	LL3sd-050	LL3SD-418M/V-0001-SD	Sediment- QA
		3	LL3ss-016	LL3SS-419M-0001-SO	Surface
		3	LL3ss-016	LL3SS-419M-0002-SO	Surface- MS/MSD
		3	LL3ss-016	LL3SB-420M-0001-SO	Subsurface (1' -2')
		3	LL3ss-028	LL3SS-421M-0001-SO	Surface
		3	LL3ss-028	LL3SB-422M-0001-SO	Subsurface (1'-2')
		2	DB-4	LL2SS-519M-0001-SO	Surface
3 Jul 11		2	LL2ss-165	LL2SS-516M/V-0001-SO	Surface- Primary
		2	LL2ss-165	LL2SS-516M-0002-SO	Surface- MS/MSD
		2	LL2ss-165	LL2SS-517M/V-0001-SO	Surface- QC
		2	LL2ss-165	LL2SS-518M/V-0001-SO	Surface- QA
		2	LL2ss-165	LL2SS-518M-0002-SO	Surface- QA MS/MSD
		12	L12ss-059	L12SS-300M/V-0001-SO	Surface- Primary
		12	L12ss-059	L12SS-301M/V-0001-SO	Surface- QC
		12	L12ss-059	L12SS-302M/V-0001-SO	Surface- QA
5 Jul 11		1	CB-4A	LL1SB-644M/V---	Subsurface- Primary
		1	CB-4A	LL1SB-645M/V---	Subsurface- QC
		1	CB-4A	LL1SB-646M/V---	Subsurface- QA
		1	CB-4	LL1SB-643M---	Subsurface
		1	CB-4	LL1SB-640M---	Subsurface
6 Jul 11		1	CB-4	LL1SB-641M---	Subsurface
		1	CB-4	LL1SB-642M---	Subsurface
			Equip Rinsate 2	Equipment Rinsate 2	
	Demobilization				

Notes:
M = Multi-Increment
M/V = Multi-Increment and Volatile Samples

4.0 SAFETY/ANOMALY AVOIDANCE

The field investigation was conducted according to the Facility-Wide Safety and Health Plan (SAIC, 2011) and the Site Safety and Health Plan (SHHP) Addendum contained within the work plan for this project (Prudent, 2010). A daily tailgate meeting was conducted each morning prior to any field activities to note both past and present safety concerns. This information was also shared with the subcontractor driller. Logs of these meetings are provided as Appendix A. During the field activities, a radio provided by the facility and multiple cell phones were with personnel in the field. Surface and subsurface anomaly avoidance was conducted at all borings prior to beginning or advancing a boring. Monitoring for VOCs was performed utilizing a photoionization detector (PID) at the boring locations each time a Geoprobe sample was removed from a boring. No elevated readings were noted during the course of the investigation.

5.0 DECONTAMINATION

The driller decontaminated the core barrel shoe in the field after the completion of each boring prior to beginning the next boring. The tools used to collect soil samples from the Geoprobe tubes were the Terra Core samplers for volatile organic compounds (VOCs) and the aluminum wedge samplers for the non-VOC samples. The Terra Core samplers were a one-time use, disposable item and thus did not require decontamination. The aluminum wedge samplers were decontaminated per the FWSAP protocols. To evaluate the efficiency of the decontamination process, one set of rinsate samples was collected each week that sampling occurred. No measurable contamination was detected in any of the rinsate samples indicating that the decontamination process was effective. After the aluminum wedge samplers had been decontaminated, they were air-dried, and then wrapped in aluminum foil and placed in a covered plastic bin for transport to the field sites.

6.0 WASTE MANAGEMENT

6.1 FIELD COLLECTION OF WASTE MATERIALS

The waste materials generated in the field comprised soil cuttings (from the Geoprobe tubes), personal protective equipment (PPE), spent empty Geoprobe liners, used Terra Core samplers, and general non-environmental trash. The soil cuttings were primarily collected in plastic garbage liners placed inside 5-gallon buckets. Additional soil materials were collected on the clear 6-millimeter plastic sheeting placed on the ground at the end of the cutting table and below the two 5-gallon buckets used for collecting soil cuttings. A large garbage bag was used to contain the used nitrile gloves, the used Terra Core samplers, and cut-up pieces of Geoprobe liners. A long-handled steel lopper was used to cut the Geoprobe liners into 12 to 18 inch pieces. Finally, a large garbage bag was used to collect general non-environmental waste. The 5-gallon buckets used in the field for hand wash and rinse were brought to Building 1036 and their contents emptied into the 55-gallon drum for decontamination water. The buckets for soil cuttings and the large garbage bags for PPE were brought back to Building 1036 and placed in appropriately labeled 55-gallon open-headed drums.

6.2 DECONTAMINATION WATER

The water from the decontamination at Building 1036 was emptied periodically into the 55-gallon drum for decontamination water. As mentioned above, the field wash and rinse waters were also placed in this drum.

6.3 NON-ENVIRONMENTAL TRASH

Garbage bags containing non-environmental trash were periodically emptied at the large trash dumpster at Building 1038.

6.4 FACILITY COORDINATION

An RVAAP weekly non-hazardous and hazardous waste inventory sheet was completed per the protocol followed by the facility to track such waste materials. The 55-gallons drums used to temporarily store waste materials were labeled per the protocol detailed in the FWSAP and are inspected weekly.

6.5 DISPOSITION OF DRUMS

Upon receipt of all analytical results of the materials sent to the laboratory, a short summary of the measured contamination and recommended means of disposing of the drums will be prepared and submitted to the RVAAP Facility Manager and the OHEPA. The drums will be collected and disposed of by Emerald Environmental Inc. according to state and federal laws and regulations.

7.0 INVESTIGATION RESULTS

Analytical results of the surface soil and subsurface soil ISM samples taken during June – July 2011 are provided in the following tables. All results are compared with the minimum of the appropriate sets of CUGs for the National Guard Trainee and Resident Adult Farmer or the Regional Screening Level (RSL), where no CUGs are available. A listing of the National Guard Trainee, Resident Adult Farmer, and RSLs CUGs are provided as Table 7-1A and 7-1B, respectively for surface soils and subsurface soils.

Triplicate sample (Primary, QC, and QA) results are presented in the Table sample tables as well. Where triplicate sample results are presented, the relative standard deviation (RSD) for individual analyses are calculated for detections and an average RSD is shown at the bottom of the table for that set of analyses. Evaluation of the triplicate results in provided in Section 8.5.

A listing of the samples and analytical results that exceeded at least one of the Ravenna (CUGs) is provided as Table 7-2.

Sampling results are provided as Tables 7-3 through 7-8.

Table 7-1A Facility-Wide Surface Soil Clean-Up Goals

Chemical	Units	Clean-up Goal	National Guard Trainee Surface Soil CUG		Background	Resident Farmer Adult Surface Soil CUG		RSL for Chemicals w/No FWCUG 10^{-5} or HI =1
			Non-Cancer HI = 1	Cancer Risk = 10^{-5}		Non-Cancer HI = 1	Cancer Risk = 10^{-5}	
Inorganics								
Aluminum	mg/kg	34,960	34,960	*	17,700	529,229	*	
Antimony	mg/kg	136	1,753	*	0.96	136	*	
Arsenic	mg/kg	19.8	1,140	27.8	15.4	82.1	4.25	
Barium	mg/kg	3,506	3,506	*	88.4	89,656	*	
Beryllium	mg/kg	160			0.88			160
Cadmium	mg/kg	109	3,292	109	0	223	12,491	
Chromium (as Cr-3)	mg/kg	196,942	1,000,000	*	17.4	196,942	*	
Chromium, hexavalent	mg/kg	16.4	56.1	16.4	*	904	1,874	
Cobalt	mg/kg	70.3	140	70.3	10.4	8,198	8,030	
Copper	mg/kg	27,138	253,680	*	17.7	27,138	*	
Lead	mg/kg	4,000			26.1			4,000
Iron	mg/kg	190,104	1,000,000	*	23,100	190,104	*	*
Manganese	mg/kg	3,030	351	*	1,450	14,817	*	
Mercury	mg/kg	165	1,722	*	0.036	165	*	
Nickel	mg/kg	13,463	126,391	*	21.1	13,463	*	
Nitrate	mg/kg	1,000,000	1,000,000	*	*	1,000,000	*	
Selenium	mg/kg	390			1.4			390
Silver	mg/kg	3,240	31,049	*	0	3,240	*	
Thallium	mg/kg	47.6	477	*	0	47.6	*	
Vanadium	mg/kg	1,558	23,045	*	31.1	1,558	*	
Zinc	mg/kg	196,589	1,000,000	*	61.8	196,589	*	
Explosives - Propellants								
1,3,5 Trintrobenzene	mg/kg	15,280	165,422	*	*	15,280	*	
1,3 Dinitrobenzene	mg/kg	59.4	596.0	*	*	59.4	*	
2,4,6 Trinitrotoluene	mg/kg	211	2,488	4,643	*	211	328	
2,4 Dinitrotoluene	mg/kg	7.53	6,519	134	*	439	7.53	
2,6 Dinitrotoluene	mg/kg	7.69	3,309	136	*	224	7.69	
2-Amino-4,6 Dinitrotoluene	mg/kg	128	1,237	*	*	128	*	
4-Amino-2,6-dinitrotoluene	mg/kg	128	1,237	*	*	128	*	
Nitrobenzene	mg/kg	48					48	
2 Nitrotoluene	mg/kg	60.3	59,611	726	*	5,945	60.3	

Table 7-1A Continued

Chemical	Units	Clean-up Goal	National Guard Trainee		Background	Resident Farmer Adult		RSL for Chemicals w/No FWCUG 10^{-5} or HI =1
			Surface Soil FWCUG			Surface Soil FWCUG		
			Non-Cancer HI = 1	Cancer Risk = 10^{-5}		Non-Cancer HI = 1	Cancer Risk = 10^{-5}	
Explosives - Propellants								
3 Nitrotolueme	mg/kg	6.1						6.1
4 Nitrotoluene	mg/kg	816	59,611	9,818	*	5,945	816	
HMX	mg/kg	19,090	234,645	*	*	19,090	*	
RDX	mg/kg	1,452	17,113	1,452	*	1,632	*	
Tetryl	mg/kg	240						240
Nitroguanadine	mg/kg	6,100						6,100
Nitroglycerin	mg/kg	816	*	9,818	*	*	816	

Table 7-1A Continued

Chemical	Units	Clean-up Goal	EPA Region 9 2008 for COCs w/No FWCUG 10-5 or HI =1	RSL for Chemicals w/No FWCUG 10-5 or HI =1
Volatiles				
1,1,1 Trichloroethane	mg/kg	8700		8700
1,1,2,2 Tetrachloroethane	mg/kg	5.6		5.6
1,1,2 Trichloroethane	mg/kg	11		11
1,1 Dichloroethane	mg/kg	33		33
1,1 Dichloroethene	mg/kg	120	120	
1,2 Dibromoethane	mg/kg	0.34		0.34
1,2 Dichloroethane	mg/kg	4.3		4.3
1,2 Dichloroethene (total)	mg/kg	700		700
1,2 Dichloropropane	mg/kg	8.8		8.8
2 Butanone	mg/kg	22000	22000	
2 Hexanone	mg/kg	210		210
4 Methyl-2-pentanone	mg/kg	5300	5300	
Acetone	mg/kg	61000		61000
Benzene	mg/kg	11		11
Bromochloromethane	mg/kg	8.2	8.2	
Bromodichloromethane	mg/kg	2.7		2.7

Table 7-1A Continued

Chemical	Units	Clean-up Goal	National Guard Trainee Surface Soil FWCUG		Resident Farmer Adult Surface Soil FWCUG	
			Non-Cancer HI = 1	Cancer Risk = 10-5	Non-Cancer HI = 1	Cancer Risk = 10-5
Semi-Volatiles						
2 Methylnaphtalene	mg/kg	2,378	23,845	*	2,378	*
4 Chloro-3-methylphenol	mg/kg	*	*	*	*	*
4 Nitrophenol	mg/kg	4,756	47,689	*	4,756	*
Benzo(a) anthracene	mg/kg	2.21	*	47.7	*	2.21
Benzo(a) pyrene	mg/kg	0.221	*	4.77	*	0.221
Benzo(b) fluoranthene	mg/kg	2.21	*	4.77	*	2.21
Benzo(k) fluoranthene	mg/kg	22.1	*	477	*	22.1
Bis(2-chloroethoxy)methane	mg/kg	1,783	17,883	*	1,783	*
Carbazole	mg/kg	694	*	8,346	*	694
Chrysene	mg/kg	221	*	4,774	*	221
Dibenz(a,h) anthracene	mg/kg	0.221	*	4.77	*	0.221
Dibenzofuran	mg/kg	1,189	11,922	*	1,189	*
Fluoranthene	mg/kg	2,765	50,868	*	2,765	*
Fluorene	mg/kg	7,366	114,583	*	7,366	*
Indeno(1,2,3-cd) pyrene	mg/kg	2.21	*	47.7	*	2.21
N-Nitroso-di-n-propylamine	mg/kg	1.27	*	19	*	1.27
Naphthalene	mg/kg	3,678	15,407	*	3,678	*
Pentachlorophenol	mg/kg	21.2	56,558	440	3,269	21.2
Pyrene	mg/kg	2,074	38,151	*	2,074	*
PESTICIDES & PCBs						
4,4-DDE	mg/kg	40.8	*	491	*	40.8
Aldrin	mg/kg	0.8	179	7.88	17.8	0.816
Dieldrin	mg/kg	0.9	298	8.39	29.7	0.867
Endrin	mg/kg	17.7	330	*	17.7	*
Endrin aldehyde	mg/kg	0.0	*	*	*	*
Heptachlor	mg/kg	3.1	2,981	29.8	297	3.08
Heptachlor epoxide	mg/kg	1.5	77.5	14.8	7.73	1.52
PCB-1016	mg/kg	2.0	192	34.6	12.2	2.03
PCB-1248	mg/kg	2.0	*	34.6	*	2.03
PCB-1254	mg/kg	2.0	54.9	34.6	3.48	2.03
PCB-1260	mg/kg	2.0	*	34.6	*	2.03
alpha-Chlordane	mg/kg	0.0	*	*	*	*
beta-BHC	mg/kg	7.7	*	74.2	*	7.7
gamma-Chlordane	mg/kg	0.0	*	*	*	*

Table 7-1A Continued

Chemical	Units	Clean-up Goal	EPA Region 9 2008 for COCs w/No FWCUG 10-5 or HI =1	RSL for Chemicals w/No FWCUG 10-5 or HI =1
Volatiles				
Bromoform	mg/kg	610		610
Bromomethane	mg/kg	7.3		7.3
Carbon disulfide	mg/kg	820		820
Carbon tetrachloride	mg/kg	6.1		6.1
Chlorobenzene	mg/kg	290		290
Chloroethane	mg/kg	30	30	
Chloroform	mg/kg	2.9		2.9
Chloromethane	mg/kg	120		120
Cis-1,3-dichloropropene	mg/kg	17		17
Dibromochloromethane	mg/kg	6.8		6.8
Ethyl benzene	mg/kg	54		54
Methylene chloride	mg/kg	110		110
Styrene	mg/kg	6300		6300
Tetrachloroethene	mg/kg	4.8	4.8	
Toluene	mg/kg	5000		5000
Trans-1,3-dichloropropene	mg/kg	17		17
Trichloroethene	mg/kg	0.53	0.53	
Vinyl chloride	mg/kg	0.6		0.6
Xylenes (total)	mg/kg	630		630

Notes:

COC = Chemical of concern
EPA = US Environmental Protection Agency
FWCUG = Facility Wide Clean-up Goal
HI = Hazard index
Mg/kg = Milligrams/kilogram
PCB = Polychlorinated biphenyl
RSL = Regional screening level

Table 7-1B Facility-Wide Subsurface Soil Clean-Up Goals

Chemical	Units	Clean-up Goal	National Guard Trainee Subsurface Soil CUG		Background	Resident Farmer Adult Subsurface Soil CUG		RSL for Chemicals w/No FWCUG 10^{-5} or HI =1
			Non-Cancer HI = 1	Cancer Risk = 10^{-5}		Non-Cancer HI = 1	Cancer Risk = 10^{-5}	
Inorganics								
Aluminum	mg/kg	34,960	34,960	*	19,500	529,229	*	*
Antimony	mg/kg	136	1,753	*	0.96	136	*	*
Arsenic	mg/kg	19.8	1,140	27.8	19.8	82.1	4.25	*
Barium	mg/kg	3,506	3,506	*	124.0	89,656	*	*
Beryllium	mg/kg	160	*	*	0.88	*	*	160
Cadmium	mg/kg	109	3,292	109	0	223	12,491	*
Chromium (as Cr-3)	mg/kg	196,942	1,000,000	*	27.2	196,942	*	*
Chromium, hexavalent	mg/kg	16.4	56.1	16.4	*	904	1,874	*
Cobalt	mg/kg	70.3	140	70.3	23.2	8,198	8,030	*
Copper	mg/kg	27,138	253,680	*	32.2	27,138	*	*
Lead	mg/kg	4,000	*		19.1	*	*	4,000
Iron	mg/kg	190,104	1,000,000	*	35,200	190,104	*	*
Manganese	mg/kg	3,030	351	*	3,030	14,817	*	*
Mercury	mg/kg	165	1,722	*	0.044	165	*	*
Nickel	mg/kg	13,463	126,391	*	60.7	13,463	*	*
Nitrate	mg/kg	1,000,000	1,000,000	*	*	1,000,000	*	*
Selenium	mg/kg	390	*	*	1.5	*	*	390
Silver	mg/kg	3,240	31,049	*	0	3,240	*	*
Thallium	mg/kg	47.6	477	*	0.91	47.6	*	*
Vanadium	mg/kg	1,558	23,045	*	37.6	1,558	*	*
Zinc	mg/kg	196,589	1,000,000	*	93.3	196,589	*	*
Explosives - Propellants								
1,3,5 Trintrobenzene	mg/kg	15,280	165,422	*	*	15,280	*	
1,3 Dinitrobenzene	mg/kg	59.4	596.0	*	*	59.4	*	
2,4,6 Trinitrotoluene	mg/kg	211	2,488	4,643	*	211	328	
2,4 Dinitrotoluene	mg/kg	7.53	6,519	134	*	439	7.53	
2,6 Dinitrotoluene	mg/kg	7.69	3,309	136	*	224	7.69	
2-Amino-4,6 Dinitrotoluene	mg/kg	128	1,237	*	*	128	*	
4-Amino-2,6-dinitrotoluene	mg/kg	128	1,237	*	*	128	*	
Nitrobenzene	mg/kg	48					48	
2 Nitrotoluene	mg/kg	60.3	59,611	726	*	5,945	60.3	

Table 7-1B Continued

Chemical	Units	Clean-up Goal	National Guard Trainee Surface Soil FWCUG Non-Cancer HI = 1	National Guard Trainee Surface Soil FWCUG Cancer Risk = 10^{-5}	Background	Resident Farmer Adult Surface Soil FWCUG Non-Cancer HI = 1	Resident Farmer Adult Surface Soil FWCUG Cancer Risk = 10^{-5}	RSL for Chemicals w/No FWCUG 10^{-5} or HI =1
Explosives - Propellants								
3 Nitrotolueme	mg/kg	6.1						6.1
4 Nitrotoluene	mg/kg	816	59,611	9,818	*	5,945	816	
HMX	mg/kg	19,090	234,645	*	*	19,090	*	
RDX	mg/kg	1,452	17,113	1,452	*	1,632	*	
Tetryl	mg/kg	240						240
Nitroguanadine	mg/kg	6,100						6,100
Nitroglycerin	mg/kg	816	*	9,818	*	*	816	

Table 7-1B Continued

Chemical	Units	Clean-up Goal	EPA Region 9 2008 for COCs w/No FWCUG 10-5 or HI =1	RSL for Chemicals w/No FWCUG 10-5 or HI =1
Volatiles				
1,1,1 Trichloroethane	mg/kg	8700		8700
1,1,2,2 Tetrachloroethane	mg/kg	5.6		5.6
1,1,2 Trichloroethane	mg/kg	11		11
1,1 Dichloroethane	mg/kg	33		33
1,1 Dichloroethene	mg/kg	120	120	
1,2 Dibromoethane	mg/kg	0.34		0.34
1,2 Dichloroethane	mg/kg	4.3		4.3
1,2 Dichloroethene (total)	mg/kg	700		700
1,2 Dichloropropane	mg/kg	8.8		8.8
2 Butanone	mg/kg	22000	22000	
2 Hexanone	mg/kg	210		210
4 Methyl-2-pentanone	mg/kg	5300	5300	
Acetone	mg/kg	61000		61000
Benzene	mg/kg	11		11
Bromochloromethane	mg/kg	8.2	8.2	
Bromodichloromethane	mg/kg	2.7		2.7

Table 7-1B Continued

Chemical	Units	Clean-up Goal	National Guard Trainee Surface Soil FWCUG		Resident Farmer Adult Surface Soil FWCUG	
			Non-Cancer HI = 1	Cancer Risk = 10-5	Non-Cancer HI = 1	Cancer Risk = 10-5
Semi-Volatiles						
2 Methylnaphtalene	mg/kg	2,378	23,845	*	2,378	*
4 Chloro-3-methylphenol	mg/kg	*	*	*	*	*
4 Nitrophenol	mg/kg	4,756	47,689	*	4,756	*
Benzo(a) anthracene	mg/kg	2.21	*	47.7	*	2.21
Benzo(a) pyrene	mg/kg	0.221	*	4.77	*	0.221
Benzo(b) fluoranthene	mg/kg	2.21	*	4.77	*	2.21
Benzo(k) fluoranthene	mg/kg	22.1	*	477	*	22.1
Bis(2-chloroethoxy)methane	mg/kg	1,783	17,883	*	1,783	*
Carbazole	mg/kg	694	*	8,346	*	694
Chrysene	mg/kg	221	*	4,774	*	221
Dibenz(a,h) anthracene	mg/kg	0.221	*	4.77	*	0.221
Dibenzofuran	mg/kg	1,189	11,922	*	1,189	*
Fluoranthene	mg/kg	2,765	50,868	*	2,765	*
Fluorene	mg/kg	7,366	114,583	*	7,366	*
Indeno(1,2,3-cd) pyrene	mg/kg	2.21	*	47.7	*	2.21
N-Nitroso-di-n-propylamine	mg/kg	1.27	*	19	*	1.27
Naphthalene	mg/kg	3,678	15,407	*	3,678	*
Pentachlorophenol	mg/kg	21.2	56,558	440	3,269	21.2
Pyrene	mg/kg	2,074	38,151	*	2,074	*
PESTICIDES & PCBs						
4,4-DDE	mg/kg	40.8	*	491	*	40.8
Aldrin	mg/kg	0.8	179	7.88	17.8	0.816
Dieldrin	mg/kg	0.9	298	8.39	29.7	0.867
Endrin	mg/kg	17.7	330	*	17.7	*
Endrin aldehyde	mg/kg	0.0	*	*	*	*
Heptachlor	mg/kg	3.1	2,981	29.8	297	3.08
Heptachlor epoxide	mg/kg	1.5	77.5	14.8	7.73	1.52
PCB-1016	mg/kg	2.0	192	34.6	12.2	2.03
PCB-1248	mg/kg	2.0	*	34.6	*	2.03
PCB-1254	mg/kg	2.0	54.9	34.6	3.48	2.03
PCB-1260	mg/kg	2.0	*	34.6	*	2.03
alpha-Chlordane	mg/kg	0.0	*	*	*	*
beta-BHC	mg/kg	7.7	*	74.2	*	7.7
gamma-Chlordane	mg/kg	0.0	*	*	*	*

Table 7-1B Continued

Chemical	Units	Clean-up Goal	EPA Region 9 2008 for COCs w/No FWCUG 10-5 or HI =1	RSL for Chemicals w/No FWCUG 10-5 or HI =1
Volatiles				
Bromoform	mg/kg	610		610
Bromomethane	mg/kg	7.3		7.3
Carbon disulfide	mg/kg	820		820
Carbon tetrachloride	mg/kg	6.1		6.1
Chlorobenzene	mg/kg	290		290
Chloroethane	mg/kg	30	30	
Chloroform	mg/kg	2.9		2.9
Chloromethane	mg/kg	120		120
Cis-1,3-dichloropropene	mg/kg	17		17
Dibromochloromethane	mg/kg	6.8		6.8
Ethyl benzene	mg/kg	54		54
Methylene chloride	mg/kg	110		110
Styrene	mg/kg	6300		6300
Tetrachloroethene	mg/kg	4.8	4.8	
Toluene	mg/kg	5000		5000
Trans-1,3-dichloropropene	mg/kg	17		17
Trichloroethene	mg/kg	0.53	0.53	
Vinyl chloride	mg/kg	0.6		0.6
Xylenes (total)	mg/kg	630		630

Notes:

COC = Chemical of concern
EPA = US Environmental Protection Agency
FWCUG = Facility Wide Clean-up Goal
HI = Hazard index
Mg/kg = Milligrams/kilogram
PCB = Polychlorinated biphenyl
RSL = Regional screening level

Table 7-2 Characterization Sampling Exceedances of CUGs

Approx Date	Group Doing ISM Sampling	Document With ISM Sampling Results	Reason for Sampling/ Sampling Details-Procedures	Load Line	Building Number or Area	Building Characteristic	Sample ID	Sample Date	Sample Depth	Depth Below Surface	Adult Surface or Subsurface Sediment	Chemicals Analyzed	CUG Exceedance			
													Chemical	Value (mg/gm)	CUG (mg/kg)	Scenario
7-2011	Prudent	Draft Characterization Sampling Report	Attempt to Bound Previously Determined Areas of Subsurface Soil Contamination Collect ISM Samples Over Previous RI Discrete Sample Locations	1	CB-4A	SW Half	LL1SB-640M-0101-SO	7/5/2011	1' - 3'	1' - 3'	Subsurface	Explosives	N			
							LL1SB-640M-0102-SO		3' - 5'	3' - 5'	Subsurface	Explosives	N			
							LL1SB-640M-0103-SO		5' - 7'	5' - 7'	Subsurface	Explosives	N			
					CB-4	SW-NW Side	LL1SB-641M-0101-SO	7/6/2011	1' - 3'	1' - 3'	Subsurface	PAHs	N			
						20' Wide	LL1SB-641M-0102-SO		3' - 5'	3' - 5'	Subsurface	PAHs	N			
							LL1SB-641M-0103-SO		5' - 7'	5' - 7'	Subsurface	PAHs	N			
					CB-4	NE-SE Side	LL1SB-642M-0101-SO	7/6/2011	1' - 3'	1' - 3'	Subsurface	PAHs	N			
						20' Wide	LL1SB-642M-0102-SO		3' - 5'	3' - 5'	Subsurface	PAHs	N			
							LL1SB-642M-0103-SO		5' - 7'	5' - 7'	Subsurface	PAHs	N			
					CB-4A	SW-NW Side	LL1SB-643M-0101-SO	7/5/2011	1' - 3'	1' - 3'	Subsurface	PAHs	N			
						20' Wide	LL1SB-643M-0102-SO		3' - 5'	3' - 5'	Subsurface	PAHs	N			
							LL1SB-643M-0103-SO		5' - 7'	5' - 7'	Subsurface	PAHs	N			
					CB-4A	NE-SE Side	LL1SB-644M-0101-SO	7/5/2011	1' - 3'	1' - 3'	Subsurface	Full Suite	N			
						20' Wide	LL1SB-644M-0102-SO		3' - 5'	3' - 5'	Subsurface	Full Suite	PCB 1254	14	2.03	Adult
													PCB 1254	14	1.2	Child
							LL1SB-644M-0103-SO		5' - 7'	5' - 7'	Subsurface	Full Suite	PCB 1254	1.8	1.2	Child
				2	DB-4	SW-NW Side	LL2SB-512M-0101-SO	7/1/2011	1' - 3'	1' - 3'	Subsurface	PAHs	N			
						20' Wide	LL2SB-512M-0102-SO		3' - 5'	3' - 5'	Subsurface	PAHs	N			
							LL2SB-512M-0103-SO		5' - 7'	5' - 7'	Subsurface	PAHs	N			
					DB-4	NE-SE Side	LL2SS-519M-0001-SO	7/2/2011	0 - 1'	0 - 1'	Surface	PAHs, PCBs	B(a)P	0.59	0.221	Adult
						20' Wide										
					DB-4	NE-SE Side	LL2SB-513M-0101-SO	7/1/2011	1' - 3'	1' - 3'	Subsurface	PAHs, PCBs	B(a)P	0.88	0.221	Adult
													B(a)P	0.88	0.65	Child
						20' Wide	LL2SB-513M-0102-SO		3' - 5'	3' - 5'	Subsurface	PAHs, PCBs	N			
							LL2SB-513M-0103-SO		5' - 7'	5' - 7'	Subsurface	PAHs, PCBs	N			
					DB-4A	SW-NW Side	LL2SB-514M-0101-SO	7/1/2011	1' - 3'	1' - 3'	Subsurface	PAHs, PCBs	N			
						20' Wide	LL2SB-514M-0102-SO		3' - 5'	3' - 5'	Subsurface	PAHs, PCBs	N			
							LL2SB-514M-0103-SO		5' - 7'	5' - 7'	Subsurface	PAHs, PCBs	N			
					DB-4A	NE-SE Side	LL2SB-515M-0101-SO	7/1/2011	1' - 3'	1' - 3'	Subsurface	PAHs, PCBs	N			
						20' Wide	LL2SB-515M-0102-SO		3' - 5'	3' - 5'	Subsurface	PAHs, PCBs	N			
							LL2SB-515M-0103-SO		5' - 7'	5' - 7'	Subsurface	PAHs, PCBs	N			
					RI-165		LL2SS-516M-0001-SO	7/3/2011	0 - 1'	0 - 1'	Surface	Full Suite	B(a)P	1.6	0.221	Adult
													B(a)P	1.6	0.65	Child
													D(a,h)A	0.24	0.221	Adult

Table 7-2 continued

Approx Date	Group Doing ISM Sampling	Document With ISM Sampling Results	Reason for Sampling/ Sampling Details-Procedures	Load Line	Building Number or Area	Building Characteristic	Sample ID	Sample Date	Sample Depth	Depth Below Surface	Adult Surface or Subsurface Sediment	Chemicals Analyzed	CUG Exceedance			
													Chemical	Value (mg/gm)	CUG (mg/kg)	Scenario
7-2011	Prudent	Draft Characterization Report	Attempt to Bound Previously Determined Areas of Subsurface Soil Contamination Collect ISM Samples Over Previous RI Discrete Sample Locations	3	EB-4	SW-NW Side	LL3SS-423M-0001-SO	6/30/2011	0 - 1'	0 - 1'	Surface	PCBs	N			
						20' Wide										
					EB-4	SW-NW Side	LL3SB-412M-0101-SO	6/30/2011	1' - 3'	1' - 3'	Subsurface	PCBs	N			
						20' Wide	LL3SB-412M-0102-SO		3' - 5'	3' - 5'	Subsurface	PCBs	N			
					EB-4	NE-SE Side	LL3SS-424M-0001-SO	6/30/2011	0 - 1'	0 - 1'	Surface	PCBs	N			
						20' Wide										
					EB-4	SW-NW Side	LL3SB-413M-0101-SO	6/30/2011	1' - 3'	1' - 3'	Subsurface	PCBs	PCB 1254	100	2.03	Adult
						20' Wide							PCB 1254	100	1.2	Child
													PCB 1254	100	34.6	NG
							LL3SB-413M-0102-SO		3' - 5'	3' - 5'	Subsurface	PCBs	N			
							LL3SB-413M-0103-SO		5' - 7'	5' - 7'	Subsurface	PCBs	N			
					EB-10	SW-NW Side	LL3SB-414M-0101-SO	6/29/2011	1' - 3'	1' - 3'	Subsurface	As, PCBs, PAHs	B(a)P	0.58	0.221	Adult
						20' Wide	LL3SB-414M-0102-SO		3' - 5'	3' - 5'	Subsurface	As, PCBs, PAHs	B(a)A	63	2.21	Adult
													B(a)A	63	6.65	Child
													B(a)A	63	47.7	NG
													B(b)F	54	2.21	Adult
													B(b)F	54	6.65	Child
													B(b)F	54	47.7	NG
													B(k)F	35	22.1	Adult
													B(a)P	47	0.221	Adult
													B(a)P	47	0.65	Child
													B(a)P	47	4.77	NG
													D(a,h)A	7.2	0.221	Adult
													D(a,h)A	7.2	0.65	Child
													D(a,h)A	7.2	4.77	NG
													I(1,2,3)P	21	2.21	Adult
													I(1,2,3)P	21	6.5	Child
							LL3SB-414M-0103-SO		5' - 7'	5' - 7'	Subsurface	As, PCBs, PAHs	N			
					EB-10	NE-SE Side	LL3SB-415M-0101-SO	6/29/2011	1' - 3'	1' - 3'	Subsurface	As, PCBs	N			
						20' Wide	LL3SB-415M-0102-SO		3' - 5'	3' - 5'	Subsurface	As, PCBs	B(a)P	0.4	0.221	Adult
							LL3SB-415M-0103-SO		5' - 7'	5' - 7'	Subsurface	As, PCBs	N			
					RI-050	Creek Bed	LL3SD-416M-0001-SD	7/2/2011	0 - 0.5'	0 - 9.5'	Sediment	Full Suite	B(a)P	6.8	0.221	Adult
													B(a)P	6.8	0.65	Child
													D(a,h)	1.2	0.221	Adult
													D(a,h)	1.2	0.65	Child
													B(a)A	8.6	2.21	Adult
													B(a)A	8.6	6.65	Child
													B(a)F	9.1	2.21	Adult
													B(a)F	9.1	6.65	Child

Table 7-2 continued

Approx Date	Group Doing ISM Sampling	Document With ISM Sampling Results	Reason for Sampling/ Sampling Details- Procedures	Load Line	Building Number or Area	Building Characteristic	Sample ID	Sample Date	Sample Depth	Depth Below Surface	Adult Surface or Subsurface Sediment	Chemicals Analyzed	CUG Exceedance			
													Chemical	Value (mg/gm)	CUG (mg/kg)	Scenario
7-2011	Prudent	Draft Characterization Sampling Report	Attempt to Bound Previously Determined Areas of Subsurface Soil Contamination Collect ISM Samples Over Previous RI Discrete Sample Locations										I(1,2,3)P	4.1	2.21	Adult
				3	RI-016		LL3SO-419M-0001-SO	7/2/2011	0 - 1'	0 - 1'	Surface	PAHs	B(a)P	0.40	0.221	Adult
					RI-016		LL3SB-420M-0001-SO	7/2/2011	1' - 2'	1' - 2'	Subsurface	PAHs	N			
					RI-028		LL3SO-421M-0001-SO	7/2/2011	0 - 1'	0 - 1'	Surface	PAHs	B(a)P	0.26	0.221	Adult
					RI-028		LL3SB-422M-0001-SO	7/2/2011	1' - 2'	1' - 2'	Subsurface	PAHs	N			
				4	G-8	20'- Wide	LL4SB-407M-0101-SO	6/27/2011	1' - 3'	1' - 3'	Subsurface	PAHs	B(a)A	3.3	2.21	Adult
													B(b)F	3.1	2.21	Adult
													B(a)P	2.9	0.221	Adult
													B(a)P	2.9	0.65	Child
													D(a,h)A	0.38	0.221	Adult
						Along N Side	LL4SB-407M-0102-SO		3' - 5'	3' - 5'	Subsurface	PAHs	B(a)P	0.53	0.221	Adult
							LL4SB-407M-0103-SO		5' - 7'	5' - 7'	Subsurface	PAHs	N			
					G-8	20'- Wide	LL4SB-410M-0101-SO	6/27/2011	1' - 3'	1' - 3'	Subsurface	PAHs	N			
						Along S Side	LL4SB-410M-0102-SO		3' - 5'	3' - 5'	Subsurface	PAHs	N			
							LL4SB-410M-0103-SO		5' - 7'	5' - 7'	Subsurface	PAHs	B(a)P	0.57	0.221	Adult
					G-8	NE Half of	LL4SB-411M-0101-SO	6/27/2011	1' - 3'	1' - 3'	Subsurface	PAHs	N			
						Building	LL4SB-411M-0102-SO		3' - 5'	3' - 5'	Subsurface	PAHs	N			
							LL4SB-411M-0103-SO		5' - 7'	5' - 7'	Subsurface	PAHs	N			
					G-8	Half Width	LL4SS-412M-0001-SO	6/26/2011	0 - 1'	0 - 1'	Surface	PAHs	N			
						Adg SW End										
					G-8	Half Width	LL4SB-413M-0101-SO	6/28/2011	1' - 3'	1' - 3'	Subsurface	PAHs	N			
						Adg SW End	LL4SB-413M-0102-SO		3' - 5'	3' - 5'	Subsurface	PAHs	N			
							LL4SB-413M-0103-SO		5' - 7'	5' - 7'	Subsurface	PAHs	N			
					G-8	Half Width	LL4SS-414M-0001-SO	6/26/2011	0 - 1'	0 - 1'	Surface	PAHs	N			
						Adg SW End										
						LL4SB-412M										
					G-8	Half Width	LL4SB-415M-0101-SO	6/28/2011	1' - 3'	1' - 3'	Subsurface	PAHs	N			
						Adg SW End	LL4SB-415M-0102-SO		3' - 5'	3' - 5'	Subsurface	PAHs	N			
						LL4SB-412M	LL4SB-415M-0103-SO		5' - 7'	5' - 7'	Subsurface	PAHs	N			
					RI-045		LL4SS-416M-0001-SO	6/26/2011	0 - 1'	0 - 1'	Surface	Full Suite	N			
					RI-158		LL4SS-419M-0001-SO	6/26/2011	0 - 1'	0 - 1'	Surface	PAHs	N			
					RI-034		LL4SS-420M-0001-SO	6/26/2011	0 - 1'	0 - 1'	Surface	PAHs	B(a)P	0.38	0.221	Adult
					RI-034		LL4SB-421M-0001-SO	6/26/2011	1' -2'	1' - 2'	Subsurface	PAHs	N			

Table 7-2 continued

Approx Date	Group Doing ISM Sampling	Document With ISM Sampling Results	Reason for Sampling/ Sampling Details-Procedures	Load Line	Building Number or Area	Building Characteristic	Sample ID	Sample Date	Sample Depth	Depth Below Surface	Adult Surface or Subsurface Sediment	Chemicals Analyzed	CUG Exceedance			
													Chemical	Value (mg/gm)	CUG (mg/kg)	Scenario
7-2011	Prudent	Draft Characterization Report	Attempt to Bound Previously Determined Areas of Subsurface Soil Contamination Collect ISM Samples Over Previous RI Discrete Sample Locations	12	RI-059		L12SS-300M-0001-SO	7/3/2011	0 - 1'	0 - 1'	Surface	Full Suite	B(a)A	5	2.21	Adult
													B(b)F	5.2	2.21	Adult
													B(a)P	4.5	0.221	Adult
													B(a)P	4.5	0.65	Child
													D(a,h)A	0.75	0.221	Adult
													I(1,2,3)P	2.6	2.21	Adult
					RI-060		L12SS-303M-0001-SO	6/26/2011	0 - 1'	0 - 1'	Surface	PAHs	B(a)A	9.7	2.21	Adult
													B(a)A	9.7	6.5	Child
													B(b)F	11	2.21	Adult
													B(b)F	11	6.5	Child
													B(a)P	7.7	0.221	Adult
													B(a)P	7.7	0.65	Child
													B(a)P	7.7	4.77	NG
													D(a,h)A	1.4	0.221	Adult
													D(a,h)A	1.4	0.65	Child
													I(1,2,3)P	4	2.21	Adult
					RI-064		L12SS-304M-0001-SO	6/26/2011	0 - 1'	0 - 1'	Surface	PAHs	B(a)A	19	2.21	Adult
													B(a)A	19	6.5	Child
													B(b)F	19	2.21	Adult
													B(b)F	19	6.5	Child
													B(a)P	15	0.221	Adult
													B(a)P	15	0.65	Child
													B(a)P	15	4.77	NG
													D(a,h)A	2.6	0.221	Adult
													D(a,h)A	2.6	0.65	Child
													I(1,2,3)P	8.7	2.21	Adult
					RI-099		L12SS-305M-0001-SO	6/26/2011	0 - 1'	0 - 1'	Surface	PAHs	B(a)P	0.93	0.221	Adult
													B(a)P	0.93	0.65	Child
													B(b)F	2.4	2.21	Adult
					RI-100		L12SS-306M-0001-SO	6/26/2011	0 - 1'	0 - 1'	Surface	PAHs	B(a)P	0.67	0.221	Adult
													B(a)P	0.67	0.65	Child
				Charlestown Quarry			CHASS-001M-0001-SO	6/29/2011	0 - 1'	0 - 1'	Surface	Full Suite	N			

Notes:

B(a)A = Benzo(a)anthracene
B(b)F = Benzo(b)fluoranthene
B(k)F = Benzo(k) fluoranthene
B(a)P = Benzo(a)pyrene
D(a,h)A = Dibenz(a,h)anthracene
I(1,2,3)P = Indeno(1,2,3-cd)pyrene
CUG Exceedance
N = Not detected above a CUG

Table 7-3-A Ravenna LL 1 Surface and Subsurface Sampling Results: Metals

				Location	Northeast & southeast sides of Bldg CB-4A, 20 feet wide																				
				Sample ID	LL1SB-644M-0101-SO		LL1SB-645M-0101-SO		LL1SB-646M-0101-SO		% RSD	LL1SB-644M-0102-SO		LL1SB-645M-0102-SO		LL1SB-646M-0102-SO		% RSD	LL1SB-644M-0103-SO		LL1SB-645M-0103-SO		LL1SS-646M-0103-SO		% RSD
				Type Sample	Primary		QC		QA			Primary		QC		QA			Primary		QC		QA		
				Sample Date	7/6/2011		7/6/2011		7/5/2011			7/6/2011		7/6/2011		7/5/2011			7/6/2011		7/6/2011		7/5/2011		
				Sample Depth	1 - 3		1 - 3		1 - 3			3 - 5		3 - 5		3 - 5			5 - 7		5 - 7		5 - 7		
				Min REC or RSL																					
	Analyte	Units	Value	REC or RSL	Value	Q	Value	Q	Value	Q		Value	Q	Value	Q	Value	Q		Value	Q	Value	Q	Value	Q	
Metals	Aluminum	mg/kg	34,960	NG	4,300	D	4,300		3,260	B	15.2	6,600	D	6,200	D	7,290	B	8.2	2,000	D	3,400	D	2,370	B	28.0
	Antimony	mg/kg	136	RFA	0.13	U	0.084	J	0.11	J		0.086	J	0.15	U	3			0.15	U	0.14	U	5.3		
	Arsenic (0-1')	mg/kg	19.8	BKG1	5.9		5.8		4		20.4	6.0		5.5		4.2		17.8	3.7		3.5		2.9		12.4
	Barium	mg/kg	3,506	NG	30		39	B	21.3		29.4	60		71		65.3		8.4	17		23		18.6		15.9
	Beryllium	mg/kg	160	RSL	0.29	J D	0.35		0.21		24.8	0.53	J D	0.59	D	0.47		11.3	0.15	J D	0.45	J D	0.14		71.4
	Cadmium	mg/kg	109	NG	0.47	J D	3.8		0.0061	U		0.60	J D	0.44	J D	0.0061	U		0.15	J D	0.15	J D	0.029	J	63.7
	Calcium	mg/kg	NA	NA	3,900		9,000	J	2,030		72.5	26,000	D	29,000	D	22500	B	12.6	3,200		9,000		5,840	B	48.3
	Chromium (as Cr-3)	mg/kg	196,942	NG	15		29	J	10.9		51.9	28		27		189		114.6	12		17		313		151.2
	Cobalt	mg/kg	70.3	NG	4.8	D	5.4		3		28.4	3.7	D	4.0	D	3.2		11.1	6.7	D	2.1	D	2.4		68.9
	Copper	mg/kg	27,138	RFA	10		22		10.7		47.3	12		12		15.1		13.7	4.0		4.4		8.1		41.1
	Iron	mg/kg	NA	NA	15,000		19,000	J	12,000		22.9	14,000		13,000		12,900		4.6	9,200		12,000		9,270		15.7
	Lead	mg/kg	4,000	RSL	36		53	D J	16.9		51.2	70		75		51.2		19.2	7.7		6.3		8		12.4
	Magnesium	mg/kg	NA	NA	1,500		1,700		945		28.3	2,700		2,800		2,860		2.9	580		1,800		676		66.6
	Manganese	mg/kg	1,450	BKG1	540	D	600	D J	498		9.4	670	D	690	D	504		16.4	530	D	310	D	223		44.7
	Nickel	mg/kg	13,463	RFA	13		20		6.6		50.8	17		17		13.4		13.2	9.4		10		8.1		10.6
	Potassium	mg/kg	NA	NA	580		590		339		28.3	580		690		1,500		54.4	450		460		802		35.1
	Selenium	mg/kg	390	RSL	0.55		0.44	J	1.1		50.8	0.71		0.65		1.4		45.3	0.34	J	0.42	J	0.31	J B	15.9
	Silver	mg/kg	3,240	RFA	0.22	U	0.018	J	0.017	U		0.38	U	0.25	U Q	0.017	U		0.24	U	0.23	U	0.017	U	
	Sodium	mg/kg	NA	NA	31	J	60	J	189		90.1	91		96	J	388		88.7	26	J	66	J	416		126.7
	Thallium	mg/kg	47.6	RFA	0.095	J	0.12	J	0.65		108.7	0.067	J	0.093	J	0.65		122.0	0.11	J	0.066	J	0.28	J	74.4
	Vanadium	mg/kg	1,558	RFA	8.9		8.1		6.6		14.8	8.6		8.8		7.4		9.2	4.8		3.9		3.7		14.2
	Zinc	mg/kg	196,589	RFA	68	D	100	B J	33.1	B	49.9	130	D	63	D	37.7	B	62.0	62	D	42	D	17.8		54.5
	Chromium, hexavalent	mg/kg	16.4	NG	0.71	J	0.81	U	2.6	U		0.81	U	0.81	U	2.6	U		0.8	U	0.8	U	2.6	U	
	Mercury	mg/kg	165	RFA	0.032	U	0.021	J	0.012			0.039	J	0.043	J	0.033		13.1	0.021	U	0.026	U	0.0021	U	
							% RSD Average =				41.8							32.4							48.6

See page 7-49 for a list of acronyms and definitions.

Table 7-3-B Ravenna LL 1 Surface and Subsurface Soil Sampling Results: Explosives

				Location	Southwest side of Bldg CB-4A						Northeast & southeast sides of Bldg CB-4A, 20 feet wide																		
				Sample ID	LL1SB-640M-0101-SO		LL1SB-640M-0102-SO		LL1SB-640M-0103-SO		LL1SB-644M-0101-SO		LL1SB-645M-0101-SO		LL1SB-646M-0101-SO		% RSD	LL1SB-644M-0102-SO		LL1SB-645M-0102-SO		LL1SB-646M-0102-SO		% RSD	LL1SB-644M-0103-SO		LL1SB-645M-0103-SO		LL1SS-646M-0103-SO		% RSD
				Type Sample	Primary		Primary		Primary		Primary		QC		QA			Primary		QC		QA			Primary		QC		QA		
				Sample Date	7/6/2011		7/6/2011		7/6/2011		7/6/2011		7/6/2011		7/5/2011			7/6/2011		7/6/2011		7/5/2011			7/6/2011		7/6/2011		7/5/2011		
				Sample Depth	1 - 3		3 - 5		5 - 7		1 - 3		1 - 3		1 - 3			3 - 5		3 - 5		3 - 5			5 - 7		5 - 7		5 - 7		
				Min REC or RSL																											
	Analyte	Units	Value	REC or RSL	Value	Q	Value	Q	Value	Q	Value	Q	Value	Q	Value	Q		Value	Q	Value	Q	Value	Q		Value	Q	Value	Q	Value	Q	
Explosives	1,3,5-Trinitrobenzene	mg/kg	15,280	RFA	0.026	J	0.037	J	0.053	J	0.088	J	0.091	J	0.13	U		0.037	J	0.1	U	0.13	U		0.076	J	0.070	J	0.13	U	
Explosives	1,3-Dinitrobenzene	mg/kg	59.4	RFA	0.099	U	0.099	U	0.1	U	0.097	U	0.096	U	0.08	U		0.099	U	0.1	U	0.079	U		0.1	U	0.1	U	0.079	U	
Explosives	2,4,6-Trinitrotoluene	mg/kg	211	RFA	0.24	J	6.3		15		5.1		5.7		15	P	64.5	0.49		0.19	J	0.089	U		3.1		3.4		2.8		9.7
Explosives	2,4-Dinitrotoluene	mg/kg	7.53	RFA	0.099	U	0.099	U	0.1	U	0.097	U	0.028	J	0.08	U		0.099	U	0.1	U	0.079	U		0.1	U	0.1	U	0.079	U	
Explosives	2,6,-Dinitrotoluene	mg/kg	7.69	RFA	0.099	U	0.099	U	0.1	U	0.097	U	0.096	U	0.07	U		0.099	U	0.1	U	0.069	U		0.1	U	0.1	U	0.069	U	
Explosives	2-Amino-4,6-dinitrotoluene	mg/kg	128	RFA	0.099	U	0.099	U	0.1	U	0.097	U	0.15	J	0.05	U		0.099	U	0.1	U	0.05	U		0.1	U	0.16	J	0.05	U	
Explosives	2-Nitrotoluene	mg/kg	60.3	RFA	0.099	U	0.099	U	0.1	U	0.097	U	0.096	U	0.09	U		0.099	U	0.1	U	0.089	U		0.1	U	0.1	U	0.089	U	
Explosives	3-Nitrotoluene	mg/kg	6.1	RSL	0.099	U	0.099	U	0.1	U	0.097	U	0.096	U	0.07	U		0.099	U	0.1	U	0.069	U		0.1	U	0.1	U	0.069	U	
Explosives	4-Amino-2,6-dinitrotoluene	mg/kg	128	RFA	0.094	J	0.099	U	0.1	U	0.22	J	0.38		0.07	U		0.17	J	0.13	J	0.069	U		0.28		0.49		0.17	J	51.9
Explosives	4-Nitrotoluene	mg/kg	816	RFA	0.099	U	0.099	U	0.1	U	0.097	U	0.096	U	0.07	U		0.099	U	0.1	U	0.069	U		0.1	U	0.1	U	0.069	U	
Explosives	RDX	mg/kg	1,452	NG	0.34		2.1		0.18	J	0.24		4.7		0.14	U		0.28		0.34		0.14	U		0.33		0.52		1.3		71.7
Explosives	Tetryl	mg/kg	240	RSL	0.099	U	0.099	U	0.1	U	0.097	U	0.096	U	0.09	U		0.099	U	0.1	U	0.089	U		0.1		0.1	U	0.089	U	
Explosives	Nitrobenzene	mg/kg	48	RFA	0.099	U	0.099	U	0.1	U	0.097	U	0.096	U	0.04	U		0.099	U	0.1	U	0.04	U		0.1	U	0.1	U	0.04	U	
Explosives	Nitroglycerin	mg/kg	816	RFA	0.25	U	0.25	U	0.25	U	0.24	U	0.24	U	0.5	U		0.25	U	0.25	U	0.5	U		0.25	U	0.25	U	0.5	U	
Explosives	HMX	mg/kg	19,090	RFA	0.62		0.83		0.098	J	0.38		0.72		0.12	U		0.12	J	0.15	J	0.12	U		0.11	J	0.26		0.12	U	
Explosives	PETN	mg/kg	NA	NA	0.25	U	0.25	U	0.25	U	0.24	U	0.24	U	0.5			0.25	U	0.25	U	0.5	U		0.25	U	0.25	U	0.5	U	
Explosives	Nitroguanadine	mg/kg	6,100	RSL							0.039	U	0.04	U	0.06	U		0.039	U	0.039	U	0.06	U		0.04	U	0.039	U	0.06	U	
Explosives	Nitrocellulose	mg/kg	NA	NA							2.1	J	3.5	J	13	U		2.5	J	1.4	J	13	U		2.2	J	5.4		13	U	
													% RSD Average =				64.54														44.43

See page 7-49 for a list of acronyms and definitions.

Table 7-3-C Ravenna LL 1 Surface and Subsurface Soil Sampling Results: Volatile Organics

				Location	Northeast & southeast sides of Bldg CB-4A, 20 feet wide																	
				Sample ID	LL15B-644V-0101-SO		LL15B-645V-0101-SO		LL15B-646V-0101-SO		LL15B-644V-0102-SO		LL15B-645V-0102-SO		LL15B-646V-0102-SO		LL15B-644V-0103-SO		LL15B-645V-0103-SO		LL15S-646V-0103-SO	
				Type Sample	Primary		QC		QA		Primary		QC		QA		Primary		QC		QA	
				Sample Date	7/5/2011		7/5/2011		7/5/2011		7/5/2011		7/5/2011		7/5/2011		7/5/2011		7/5/2011		7/5/2011	
				Sample Depth	1 - 3		1 - 3		1 - 3		3 - 5		3 - 5		3 - 5		5 - 7		5 - 7		5 - 7	
				Min REC or RSL																		
	Analyte	Units	Value	REC or RSL	Value	Q	Value	Q	Value	Q	Value	Q	Value	Q	Value	Q	Value	Q	Value	Q	Value	Q
Volatile Organics	1,1,1-Trichloroethane	mg/kg	8,700	RSL	0.0064	U	0.0059	U	0.0069	U	0.013	U	0.011	U	0.011	U	0.015	U	0.013	U	0.0087	U
	1,1,2,2-Tetrachloroethane	mg/kg	5.6	RSL	0.016	U	0.015	U	0.0041	U	0.032	U	0.027	U	0.0065	U	0.038	U	0.031	U	0.0052	U
	1,1,2-Trichloroethane	mg/kg	11	RSL	0.016	U	0.015	U	0.0055	U	0.032	U	0.027	U	0.0087	U	0.038	U	0.031	U	0.007	U
	1,1-Dichloroethane	mg/kg	33	RSL	0.016	U	0.015	U	0.0076	U	0.032	U	0.027	U	0.012	U	0.038	U	0.031	U	0.0096	U
	1,1-Dichloroethene	mg/kg	120	R9	0.016	U	0.015	U	0.011	U	0.032	U	0.027	U	0.017	U	0.038	U	0.031	U	0.014	U
	1,2-Dibromoethane	mg/kg	0.34	RSL	0.016	U	0.015	U	0.0069	U	0.032	U	0.027	U	0.011	U	0.038	U	0.031	U	0.0087	U
	1,2-Dichloroethane	mg/kg	4.3	RSL	0.016	U	0.015	U	0.0083	U	0.032	U	0.027	U	0.013	U	0.038	U	0.031	U	0.01	U
	1,2-Dichloroethene (total)	mg/kg	NA	NA	0.0053	U	0.0049	U			0.01	U	0.0088	U			0.013	U	0.01	U		
	1,2-Dichloropropane	mg/kg	8.8	RSL	0.0064	U	0.0059	U	0.0048	U	0.013	U	0.011	U	0.0076	U	0.015	U	0.013	U	0.0061	U
	2-Butanone	mg/kg	22,000	R9	0.064	U	0.059	U	0.069	U	0.13	U	0.11	U	0.11	U	0.15	U	0.13	U	0.087	U
	2-Hexanone	mg/kg	210	RSL	0.032	U	0.03	U	0.047	U	0.063	U	0.054	U	0.074	U	0.077	U	0.063	U	0.059	U
	4-Methyl-2-pentanone	mg/kg	5,300	R9	0.064	U	0.059	U	0.057	U	0.13	U	0.11	U	0.089	U	0.15	U	0.13	U	0.071	U
	Acetone	mg/kg	61,000	RSL	0.13	U	0.12	U	0.044	U	0.25	U	0.21	U	0.068	U	0.31	U	0.25	U	0.055	U
	Benzene	mg/kg	11	RSL	0.016	U	0.015	U	0.0035	U	0.032	U	0.027	U	0.0054	U	0.038	U	0.031	U	0.0044	U
	Bromochloromethane	mg/kg	8.2	R9	0.016	U	0.015	U	0.0055	U	0.032	U	0.027	U	0.0087	U	0.038	U	0.031	U	0.007	U
	Bromodichloromethane	mg/kg	2.7	RSL	0.016	U	0.015	U	0.0062	U	0.032	U	0.027	U	0.0097	U	0.038	U	0.031	U	0.0078	U
	Bromoform	mg/kg	610	RSL	0.016	U	0.015	U	0.0041	U	0.032	U	0.027	U	0.0065	U	0.038	U	0.031	U	0.0052	U
	Bromomethane	mg/kg	7.3	RSL	0.032	U	0.03	U	0.021	U	0.063	U	0.054	U	0.032	U	0.077	U	0.063	U	0.026	U
	Carbon disulfide	mg/kg	820	RSL	0.016	U	0.015	U	0.01	U	0.032	U	0.027	U	0.016	U	0.038	U	0.031	U	0.013	U
	Carbon tetrachloride	mg/kg	6.1	RSL	0.0064	U	0.0059	U	0.0076	U	0.013	U	0.011	U	0.012	U	0.015	U	0.013	U	0.0096	U
	Chlorobenzene	mg/kg	290	RSL	0.0064	U	0.0059	U	0.0055	U	0.013	U	0.011	U	0.0087	U	0.015	U	0.013	U	0.007	U
	Chloroethane	mg/kg	30	R9	0.064	U	0.059	U	0.013	U	0.13	U	0.11	U	0.021	U	0.15	U	0.13	U	0.017	U
	Chloroform	mg/kg	2.9	RSL	0.016	U	0.015	U	0.0062	U	0.032	U	0.027	U	0.0097	U	0.038	U	0.031	U	0.0078	U
	Chloromethane	mg/kg	120	RSL	0.016	U	0.015	U	0.017	U	0.032	U	0.027	U	0.027	U	0.038	U	0.031	U	0.022	U
	cis-1,2-Dichloroethene	mg/kg	NA	NA	0.0064	U	0.0059	U	0.0069	U	0.013	U	0.011	U	0.011	U	0.015	U	0.013	U	0.0087	U
	cis-1,3-Dichloropropene	mg/kg	17	RSL	0.0064	U	0.0059	U	0.0069	U	0.013	U	0.011	U	0.011	U	0.015	U	0.013	U	0.0087	U
	Dibromochloromethane	mg/kg	6.8	RSL	0.016	U	0.015	U	0.0055	U	0.032	U	0.027	U	0.0087	U	0.038	U	0.031	U	0.007	U
	Ethylbenzene	mg/kg	54	RSL	0.0064	U	0.0059	U	0.0055	U	0.013	U	0.011	U	0.0087	U	0.015	U	0.013	U	0.007	U
	Methylene chloride	mg/kg	110	RSL	0.068	J	0.074	J	0.028	U Z	0.16	J	0.1	J	0.043	U	0.14	J	0.13	J	0.035	U
	Styrene	mg/kg	6,300	RSL	0.0064	U	0.0059	U	0.0041	U	0.013	U	0.011	U	0.0065	U	0.015	U	0.013	U	0.0052	U
	Tetrachloroethene	mg/kg	4.8	R9	0.016	U	0.015	U	0.0055	U	0.032	U	0.027	U	0.0087	U	0.038	U	0.031	U	0.007	U
	Toluene	mg/kg	5,000	RSL	0.016	U	0.015	U	0.0052	J	0.032	U	0.027	U	0.0076	U	0.038	U	0.031	U	0.0061	U
	trans-1,2-Dichloroethene	mg/kg	NA	NA	0.016	U	0.015	U	0.0076	U	0.032	U	0.027	U	0.012	U	0.038	U	0.031	U	0.0096	U
	trans-1,3-Dichloropropene	mg/kg	17	RSL	0.016	U	0.015	U	0.0048	U	0.032	U	0.027	U	0.0076	U	0.038	U	0.031	U	0.0061	U
	Trichloroethene	mg/kg	0.53	R9	0.016	U	0.015	U	0.0069	U	0.032	U	0.027	U	0.011	U	0.038	U	0.031	U	0.0087	U
	Vinyl chloride	mg/kg	0.6	RSL	0.016	U	0.015	U	0.0097	U	0.032	U	0.027	U	0.015	U	0.038	U	0.031	U	0.012	U
	Xylene (Total)	mg/kg	630	RSL	0.019	U	0.018	U			0.038	U	0.032	U			0.046	U	0.038	U		

All results were below RL. No RSDs were calculated.

See page 7-49 for a list of acronyms and definitions.

Table 7-3-D Ravenna LL 1 Surface and Subsurface Soil Sampling Results: Semi-Volatile Organic Compounds

				Location	Southwest & northwest sides of Bldg. CB-4, 20 feet wide						Northeast & southeast sides of Bldg. CB-4, 20 feet wide						Southwest & northwest sides of Bldg CB-4A, 20 feet wide						Northeast & southeast sides of Bldg CB-4A, 20 feet wide																	
				Sample ID	LL15B-641M-0101-SO		LL15B-641M-0102-SO		LL15B-641M-0103-SO		LL15B-642M-0101-SO		LL15B-642M-0102-SO		LL15B-642M-0103-SO		LL15B-643M-0101-SO		LL15B-643M-0102-SO		LL15B-643M-0103-SO		LL15B-644M-0101-SO		LL15B-645M-0101-SO		LL15B-646M-0101-SO		LL15B-644M-0102-SO		LL15B-645M-0102-SO		LL15B-646M-0102-SO		% RSD for 3 - 5 samples	LL15B-644M-0103-SO		LL15B-645M-0103-SO		LL15S-646M-0103-SO	
				Type Sample	Primary		Primary		Primary		Primary		Primary		Primary		Primary		Primary		Primary		Primary		QC		QA		Primary		QC		QA			Primary		QC		QA	
				Sample Date	7/6/2011		7/6/2011		7/6/2011		7/6/2011		7/6/2011		7/6/2011		7/6/2011		7/6/2011		7/6/2011		7/6/2011		7/6/2011		7/5/2011		7/6/2011		7/6/2011		7/5/2011			7/6/2011		7/6/2011		7/5/2011	
				Sample Depth (ft)	1 - 3		3 - 5		5 - 7		1 - 3		3 - 5		5 - 7		1 - 3		3 - 5		5 - 7		1 - 3		1 - 3		1 - 3		3 - 5		3 - 5		3 - 5			5 - 7		5 - 7		5 - 7	
				Min REC or RSL																																				
	Parameter	Units	Value	REC or RSL	Value	Q	Value	Q	Value	Q	Value	Q	Value	Q	Value	Q	Value	Q	Value	Q	Value	Q	Value	Q	Value	Q	Value	Q	Value	Q	Value	Q	Value	Q		Value	Q	Value	Q	Value	Q
	1,2- Dichlorobenzene	mg/kg	1900	RSL																			0.027	U Q	0.027	U Q	0.024	U	0.027	U Q	0.027	U Q	0.024	U		0.027	U Q	0.027	U Q	0.021	U
	1,2,4- Trichlorobenzene	mg/kg	220	RSL																			0.027	U Q	0.027	U Q	0.021	U	0.027	U Q	0.027	U Q	0.021	U		0.027	U Q	0.027	U Q	0.024	U
	1,3-Dichlorobenzene	mg/kg	530	R9																			0.027	U Q	0.027	U Q	0.02	U	0.027	U Q	0.027	U Q	0.02	U		0.027	U Q	0.027	U Q	0.02	U
	1,4-Dichlorobenzene	mg/kg	24	RSL																			0.027	U	0.027	U	0.019	U	0.027	U	0.027	U	0.019	U		0.027	U	0.027	U	0.019	U
	2,4- Dichlorophenol	mg/kg	180	RSL																			0.027	U	0.027	U	0.12	U	0.027	U	0.027	U	0.12	U		0.027	U	0.027	U	0.12	U
	2,4- Dimethylphenol	mg/kg	1,200	RSL																			0.08	U	0.081	U	0.1	U	0.081	U	0.081	U	0.1	U		0.08	U	0.08	U	0.1	U
	2,4- Dinitrophenol	mg/kg	120	RSL																			0.08	U	0.081	U	0.27	U	0.081	U	0.081	U	0.27	U		0.08	U	0.08	U	0.27	U
	2,4- Dinitrotoluene	mg/kg	16	RSL																			0.027	U	0.027	U	0.024	U	0.027	U	0.027	U	0.024	U		0.027	U	0.027	U	0.024	U
	2,4,5-Trichlorophenol	mg/kg	6,100	RSL																			0.027	U Q	0.027	U Q	0.13	U	0.027	U Q	0.027	U Q	0.13	U		0.027	U Q	0.027	U Q	0.13	U
	2,4,6- Trichlorophenol	mg/kg	440	RSL																			0.08	U Q	0.027	U Q	0.13	U	0.081	U Q	0.081	U Q	0.13	U		0.08	U Q	0.08	U Q	0.13	U
	2,6- Dinitrotoluene	mg/kg	61	RSL																			0.027	U	0.027	U	0.024	U	0.027	U	0.027	U	0.024	U		0.027	U	0.027	U	0.024	U
	2-Chloronaphthalene	mg/kg	6,300	RSL																			0.0033	U	0.0033	U	0.023	U	0.0034	U	0.0033	U	0.023	U		0.0033	U	0.0033	U	0.023	U
	2-Chlorophenol	mg/kg	390	RSL																			0.027	U	0.027	U	0.34	U	0.027	U	0.027	U	0.35	U		0.027	U	0.027	U	0.34	U
	2-Methylnaphthalene	mg/kg	2,378	RFA																			0.0093		0.0033	U	0.025	U	0.021		0.011		0.027	U		0.0033	U	0.0033	U	0.025	U
	2-Methylphenol	mg/kg	3,100	R9																			0.08	U	0.081	U	0.42	U	0.081	U	0.081	U	0.43	U		0.08	U	0.08	U	0.42	U
	2-Nitroaniline	mg/kg	6,100	RSL																			0.027	U	0.027	U	0.023	U	0.027	U	0.027	U	0.023	U		0.027	U	0.027	U	0.023	U
	2-Nitrophenol	mg/kg	NA	NA																			0.027	U	0.027	U	0.28	U	0.027	U	0.027	U	0.28	U		0.027	U	0.027	U	0.28	U
	3 & 4 Methylphenol	mg/kg	NA	NA																			0.08	U	0.081	U	0.66	U	0.081	U	0.081	U	0.66	U		0.08	U	0.08	U	0.65	U
	3,3'-Dichlorobenzidine	mg/kg	11	RSL																			0.08	U	0.081	U	0.15	U	0.081	U	0.081	U	0.15	U		0.08	U	0.08	U	0.15	U
	3-Nitroaniline	mg/kg	NA	NA																			0.08	U	0.081	U	0.022	U	0.081	U	0.081	U	0.022	U		0.08	U	0.08	U	0.022	U
	4,6-Dinitro-2-methylphenol	mg/kg	NA	NA																			0.08	U	0.081	U	0.27	U	0.081	U	0.081	U	0.27	U		0.08	U	0.08	U	0.27	U
	4-Bromophenyl phenyl ether	mg/kg	NA	NA																			0.027	U	0.027	U	0.025	U	0.027	U	0.027	U	0.025	U		0.027	U	0.027	U	0.025	U
	4-Chloro-3-methylphenol	mg/kg	NA	NA																			0.027	U	0.027	U	0.38	U	0.027	U	0.027	U	0.39	U		0.027	U	0.027	U	0.38	U
	4-Chloroaniline	mg/kg	NA	NA																			0.027	U	0.027	U	0.039	U	0.027	U	0.027	U	0.04	U		0.027	U	0.027	U	0.039	U
	4-Chlorophenyl phenyl ether	mg/kg	NA	NA																			0.027	U	0.027	U	0.026	U	0.027	U	0.027	U	0.026	U		0.027	U	0.027	U	0.026	U
	4-Nitroaniline	mg/kg	240	RSL																			0.027	U	0.027	U	0.03	U	0.027	U	0.027	U	0.031	U		0.027	U	0.027	U	0.03	U
	4-Nitrophenol	mg/kg	4,756	RFA																			0.08	U	0.081	U	0.4	U	0.081	U	0.081	U	0.41	U		0.08	U	0.08	U	0.4	U
	Acenaphthene	mg/kg	3,400	RSL	0.01		0.0033	U	0.0033	U	0.017	U	0.0033	U	0.003	U	0.013	U	0.0033	U	0.033	U	0.0033	U	0.0033	U	0.024	U	0.018		0.018		0.099	J	103.9	0.0033	U	0.0033	U	0.024	U
	Acenaphthylene	mg/kg	NA	NA	0.0086		0.0033	U	0.0033	U	0.017	U	0.0033	U	0.003	U	0.013	U	0.0033	U	0.033	U	0.0033	U	0.0033	U	0.024	U	0.0034	U	0.0033	U	0.024	U		0.0033	U	0.0033	U	0.024	U
Semivolatile Organics	Anthracene	mg/kg	22,000	RSL	0.064		0.0033	U	0.0033	U	0.08	D	0.0033	U	0.011		0.013	U	0.0033	U	0.033	U	0.0033	U	0.0033	U	0.024	U	0.06		0.058		0.29		98.1	0.0033	U	0.0033	U	0.024	U
	Benzo[a]anthracene	mg/kg	2.21	RFA	0.23		0.0033	U	0.019		0.21	D	0.0033	U	0.037		0.032		0.0033	U	0.033	U	0.021		0.019		0.026	J	0.13		0.12		0.31		57.3	0.0033	U	0.0033	U	0.025	U
	Benzo[a]pyrene	mg/kg	0.221	RFA	0.19		0.0033	U	0.019		0.19	D	0.0033	U	0.033		0.029		0.0033	U	0.033	U	0.019		0.019		0.023	U	0.1		0.099		0.25		58.1	0.0071		0.0033	U	0.023	U
	Benzo[b]fluoranthene	mg/kg	2.21	RFA	0.22	M	0.0033	U	0.03	M	0.25	D M	0.0033	U	0.039	M	0.031	M	0.0033	U	0.033	U	0.028	M	0.028	M	0.025	U	0.15	M	0.13	M	0.32		52.2	0.01		0.0033	U	0.025	U
	Benzo[g,h,i]perylene	mg/kg	62	R9	0.13		0.0033	U	0.019	M	0.14	D	0.0033	U	0.022	M	0.013	U	0.0033	U	0.033	U	0.019	M	0.023	M	0.022	U	0.065		0.062		0.092	J	22.6	0.0033	U	0.0033	U	0.022	U
	Benzo[k]fluoranthene	mg/kg	22.1	RFA	0.16	M	0.0033	U	0.013	M	0.11	D M	0.0033	U	0.027	M	0.013	U	0.0033	U	0.033	U	0.015	M	0.014	M	0.025	J	0.06	M	0.062	M	0.11	J	36.6	0.0033	U	0.0033	U	0.025	U
	Benzoic acid	mg/kg	240,000	RSL																			0.33	U	0.34	U	0.29	U	0.34	U	0.34	U	0.3	U		0.33	U	0.33	U M	0.29	U
	Benzyl alcohol	mg/kg	6,100	RSL																			0.027	U	0.027	U	0.084	U	0.027	U	0.027	U	0.084	U		0.027	U	0.027	U	0.084	U
	bis (2-Chloroisopropyl) ether	mg/kg	29	RSL																			0.027	U	0.027	U	0.03	U	0.027	U	0.027	U	0.031	U		0.027	U	0.027	U	0.03	U
	Bis(2-chloroethoxy)methane	mg/kg	1,783	RFA																			0.027	U	0.027	U	0.023	U	0.027	U	0.027	U	0.023	U		0.027	U	0.027	U	0.023	U
	Bis(2-chloroethyl)ether	mg/kg	2	RSL																			0.0033	U	0.0033	U	0.025	U	0.0034	U	0.0033	U	0.025	U		0.0033	U	0.0033	U	0.25	U
	Bis(2-ethylhexyl) phthalate	mg/kg	35	RSL																			0.27		0.16		0.12	J	0.38		0.17		0.093	J	69.3	0.39		0.24		0.1	J
	Butyl benzyl phthalate	mg/kg	2,600	RSL																			0.027	U	0.027	U	0.074	U	0.027	U	0.027	U	0.074	U		0.027	U	0.027	U	0.073	U
	Carbazole	mg/kg	694	RFA																			0.027	U	0.027	U	0.028	U	0.027	U	0.027	U	0.17			0.027	U	0.027	U	0.028	U
	Chrysene	mg/kg	221	RFA	0.2		0.0033	U	0.021		0.23	D	0.0033	U	0.037		0.032		0.0033	U	0.033	U	0.021		0.024		0.025	U	0.12		0.12		0.31		59.8	0.0033	U	0.0033	U	0.025	U
	Dibenz(a,h)anthracene	mg/kg	0.221	RFA	0.03		0.0033	U	0.0033	U	0.017	U	0.0033	U	0.003	U	0.013	U	0.0033	U	0.033	U	0.0033	U	0.0033	U	0.022	U	0.018		0.014		0.022	U		0.0033	U	0.0033	U	0.022	U
	Dibenzofuran	mg/kg	1,189	RFA																			0.0033	U	0.0033	U	0.024	U	0.0034	U	0.016	J	0.073	J		0.0033	U	0.0033	U	0.024	U
	Diethyl phthalate	mg/kg	49,000	RSL																			0.027	U	0.027	U	0.065	U	0.033	J	0.026	J	0.065	U		0.025	J	0.03	J	0.064	U
	Dimethyl phthalate	mg/kg	610,000	R9																			0.027	U	0.027	U	0.064	U	0.027	U	0.027	U	0.064	U		0.027	U	0.027	U	0.063	U
	Di-n-butyl phthalate	mg/kg	6,100	RSL																			0.037	J	0.035	J	0.08	U	0.027	J	0.023	J	0.11	J	92.1	0.019	J	0.024	J	0.079	U
	Di-n-octyl phthalate	mg/kg	2,400	R9																			0.027	U	0.027	U	0.06	U	0.027	U	0.027	U	0.06	U		0.027	U	0.027	U	0.059	U
	Fluoranthene	mg/kg	2,756	RFA	0.51		0.0033	U	0.041		0.51	D	0.0072		0.086		0.07		0.011		0.1	D	0.041		0.047		0.044	J	0.34		0.3		0.89		64.6	0.018		0.01		0.026	U
	Fluorene	mg/kg	7,366	RFA	0.012		0.0033	U	0.0033	U	0.037	D	0.0033	U	0.003	U	0.013	U	0.0033	U	0.033	U	0.0033	U	0.0033	U	0.025	U	0.023		0.023		0.13		105.3	0.0033	U	0.0033	U	0.025	U
	Hexachlorobenzene	mg/kg	3	RSL																			0.0033	U	0.0033	U	0.028	U	0.0034	U	0.0033	U	0.028	U		0.0033	U	0.0033	U	0.028	U
	Hexachlorobutadiene	mg/kg	62	RSL																			0.027	U Q	0.027	UQ	0.063	U	0.027	U Q	0.027	U Q	0.063	U		0.027	U Q	0.027	U Q	0.062	U
	Hexachlorocyclopentadiene	mg/kg	370	R9																			0.027	U	0.027	U	0.052	U	0.027	U	0.027	U	0.053	U		0.027	U	0.027	U	0.052	U
	Hexachloroethane	mg/kg	350	RSL																			0.027	U	0.027	U	0.033	U	0.027	U	0.027	U	0.034	U		0.027	U	0.027	U	0.033	U
	Indeno[1,2,3-cd]pyrene	mg/kg	2.21	RFA	0.11		0.0033	U	0.017	M	0.12	D	0.0033	U	0.021		0.013	U	0.0033	U	0.033	U	0.014		0.013		0.023	U	0.059		0.058		0.13		50.1	0.0033	U	0.0033	U	0.023	U
	Isophorone	mg/kg	5,100	RSL																			0.027	U	0.055		0.05	U	0.027	U	0.027	U	0.051	U		0.015	J	0.027	U	0.05	U
	Naphthalene	mg/kg	3,678	RFA	0.013		0.0033	U	0.0033	U	0.017	U	0.0033	U	0.003	U	0.013	U	0.0033	U	0.033	U	0.0033	U	0.0033	U	0.021	U	0.012		0.0068		0.029	J	72.9	0.0033	U	0.0033	U	0.021	U
	Nitrobenzene	mg/kg	48	RSL																			0.0033	U	0.0033	U	0.06	U	0.0034	U	0.0033	U	0.06	U		0.0033	U	0.0033	U	0.059	U
	N-Nitrosodi-n-propylamine	mg/kg	1	RFA																			0.027	U	0.027	U	0.071	U	0.027	U	0.027	U	0.071	U		0.027	U	0.027	U	0.07	U
	N-Nitrosodiphenylamine	mg/kg	990	R9																			0.027	U	0.027	U	0.05	U	0.027	U	0.027	U	0.051	U		0.027	U	0.027	U	0.05	U
	Pentachlorophenol	mg/kg	21	RFA																			0.08	U	0.081	U	0.24	U	0.081	U	0.081	U	0.24	U		0.08	U	0.08	U	0.24	U
	Phenanthrene	mg/kg	2,300	R9	0.22		0.0033	U	0.024		0.34	D	0.013		0.048		0.058		0.012		0.11	D	0.025		0.027		0.026	U	0.23		0.21		0.97		92.2	0.016		0.0067		0.026	U
	Phenol	mg/kg	18,000	RSL																			0.027	U	0.027	U	0.16	U	0.031	J	0.027	U	0.16	U		0.027	U	0.027	U	0.16	U
	Pyrene	mg/kg	2,074	RFA	0.37		0.0033	U	0.033		0.38	D	0.0033	U	0.061		0.059		0.014		0.083	D	0.034		0.035		0.037	J	0.27		0.23		0.73		67.8	0.013		0.0091		0.026	U
																															% RSD Average =				64.9					

See page 7-49 for a list of acronyms and definitions.

Table 7-3-E-1 Ravenna LL 1 Surface and Subsurface Soil Sampling Results: Pesticides and PCBs (1ST Data Set)

				Location	Northeast & southeast sides of Bldg CB-4A, 20 feet wide																				
				Sample ID	LL1SB-644M-0101-SO		LL1SB-645M-0101-SO		LL1SB-646M-0101-SO		% RSD	LL1SB-644M-0102-SO		LL1SB-645M-0102-SO		LL1SB-646M-0102-SO		% RSD	LL1SB-644M-0103-SO		LL1SB-645M-0103-SO		LL1SS-646M-0103-SO		% RSD
				Type Sample	Primary		QC		QA			Primary		QC		QA			Primary		QC		QA		
				Sample Date	7/6/2011		7/6/2011		7/5/2011			7/6/2011		7/6/2011		7/5/2011			7/6/2011		7/6/2011		7/5/2011		
				Sample Depth	1 - 3		1 - 3		1 - 3			3 - 5		3 - 5		3 - 5			5 - 7		5 - 7		5 - 7		
				Min REC or RSL																					
	Parameter	Units	Value	REC or RSL	Value	Q	Value	Q	Value	Q		Value	Q	Value	Q	Value	Q		Value	Q	Value	Q	Value	Q	
Pesticides and PCBs	4,4'-DDD	mg/kg	20	RSL	0.0034	U	0.0034	U	0.006	U		0.014	U	0.014	U	0.0061	U		0.0034	U	0.013	U	0.003	U	
	4,4'-DDE	mg/kg	40.8	RFA	0.087	D	0.11	D	0.19	P	41.9	0.19	D	0.21	D	0.49		56.5	0.065	D	0.67	D J	0.055	P	133.8
	4,4'-DDT	mg/kg	17	RSL	0.0034	U	0.0034	U	0.01	U		0.014	U	0.014	U	0.01	U		0.0034	U	0.02	D J	0.005	U	
	Aldrin	mg/kg	0.8	RFA	0.0067	U	0.0067	U	0.01	U		0.027	U	0.027	U	0.01	U		0.0067	U	0.027	U	0.006	J	
	alpha-BHC	mg/kg	0.9	R9	0.0067	U Q	0.0067	U Q	0.012	U		0.027	U Q	0.027	U Q	0.012	U		0.0067	U Q	0.027	U Q J	0.006	U	
	alpha-Chlordane	mg/kg	NA	NA	0.0067	U	0.0067	U	0.006	U		0.027	U Q	0.027	U	0.0061	U		0.0067	U	0.027	U	0.003	U	
	beta-BHC	mg/kg	7.7	NA	0.0067	U Q	0.0067	U Q	0.012	U		0.027	U Q	0.027	U Q	0.012	U		0.0067	U J Q	0.028	D J Q	0.006	U	
	Chlordane (Technical)	mg/kg	NA	NA					0.08	U						0.081	U						0.04	U	
	delta-BHC	mg/kg	NA	NA	0.0067	U Q	0.0067	U	0.006	U		0.027	U Q	0.027	U	0.0061	U		0.0067	U	0.027	U	0.003	U	
	Dieldrin	mg/kg	0.9	RFA	0.0034	U	0.0034	U	0.022	J		0.014	U	0.014	U	0.25	P		0.0034	U	0.013	U J	0.0089	J	
	Endosulfan I	mg/kg	370	R9	0.0034	U	0.0034	U	0.014	U		0.011	J D	0.013	J D	0.014	U		0.0034	U	0.013	U M J	0.007	U	
	Endosulfan II	mg/kg	370	R9	0.0067	U	0.0067	U	0.006	U		0.027	U	0.027	U	0.0061	U		0.0067	U	0.027	U	0.003	U	
	Endosulfan sulfate	mg/kg	370	R9	0.0067	U	0.0078	U	0.018	U		0.027	U	0.027	U	0.018	U		0.0067	U	0.027	U	0.0089	U	
	Endrin	mg/kg	17.7	RFA	0.0034	U	0.0034	U	0.008	U		0.014	U	0.016	J D	0.0081	U		0.0077	J D	0.036	D J	0.004	U	
	Endrin aldehyde	mg/kg	NA	NA	0.019	D	0.034	D	0.022	U		0.36	D	0.42	D	0.27	P	21.6	0.04	D	0.027	U M	0.011	U	
	Endrin ketone	mg/kg	18	R9	0.0034	U	0.0034	U	0.016	U		0.014	U	0.014	U	0.016	U		0.0034	U	0.013	U M J	0.0079	U	
	gamma-BHC	mg/kg	NA	NA	0.0067	U Q	0.0067	U Q				0.027	U Q	0.027	U Q				0.0067	U Q	0.027	U Q			
	gamma-Chlordane	mg/kg	16	R9	0.0034	J D	0.0034	U M Q	0.016	J		0.58	D Q	0.65	D Q	0.0061	U		0.3	D Q	0.013	U M Q J	0.012	J	
	Heptachlor	mg/kg	3.1	RFA	0.0067	U	0.0067	U	0.008	U		0.027	U	0.027	U	0.0081	U		0.0067	U	0.027	U	0.004	U	
	Heptachlor epoxide	mg/kg	1.5	RFA	0.0067	U	0.0067	U M	0.012	J		0.027	U	0.027	U	0.059	P		0.0067	U	0.027	U	0.005	U	
	Lindane	mg/kg	NA	NA					0.01	U						0.01	U						0.005	U	
	Methoxychlor	mg/kg	310	RSL	0.017	U M	0.017	U	0.014	U		0.067	U	0.067	U	0.42	P		0.012	J D	0.066	U	0.007	U	
	Toxaphene	mg/kg	4.4	R9	0.1	U M	0.1	U M	0.1	U		0.41	U M	0.41	U M	0.1	U		0.1	U M	0.4	U	0.05	U	
	Aroclor 1016	mg/kg	2	RFA	0.12	U	0.13	U	0.01	U		1.3	U	2.5	U	0.01	U		0.25	U	0.025	U	0.0099	U	
	Aroclor 1221	mg/kg	1.4	RSL	0.12	U	0.13	U	0.02	U		1.3	U	2.5	U	0.02	U		0.25	U	0.025	U	0.02	U	
	Aroclor 1232	mg/kg	1.4	RSL	0.12	U	0.13	U	0.027	U		1.3	U	2.5	U	0.027	U		0.25	U	0.025	U	0.027	U	
	Aroclor 1242	mg/kg	2.2	RSL	0.12	U	0.13	U	0.029	U		1.3	U	2.5	U	0.029	U		0.25	U	0.025	U	0.029	U	
	Aroclor 1248	mg/kg	2	RFA	0.12	U	0.13	U	0.029	U		1.3	U	2.5	U	0.029	U		0.25	U	0.025	U	0.029	U	
	Aroclor 1254	mg/kg	2	RFA	0.79	D	1.4	D	0.44		55.4	14	D	18	D	14		15.1	1.8	D	0.28		0.23		115.9
	Aroclor 1260	mg/kg	2	RFA	0.12	U	0.13	U	0.012	U		1.3	U	2.5	U	0.012	U		0.25	U	0.025	U	0.012	U	
							% RSD Average =				48.66							23.29							124.82

See page 7-49 for a list of acronyms and definitions.

Table 7-3-E-2 Ravenna LL 1 Surface and Subsurface Soil Sampling Results: Pesticides and PCBs (Primary 2nd Data Set)

				Location	Northeast & southeast sides of Bldg CB-4A, 20 feet wide											
				Sample ID	LL1SB-645M-0101-SO		LL1SB-646M-0101-SO		LL1SB-645M-0102-SO		LL1SB-646M-0102-SO		LL1SB-645M-0103-SO		LL1SS-646M-0103-SO	
				Type Sample	Primary		QA		Primary		QA		Primary		QA	
				Sample Date	7/6/2011		7/5/2011		7/6/2011		7/5/2011		7/6/2011		7/5/2011	
				Sample Depth	1 - 3		1 - 3		3 - 5		3 - 5		5 - 7		5 - 7	
				Min REC or RSL												
	Parameter	Units	Value	REC or RSL	Value	Q	Value	Q	Value	Q	Value	Q	Value	Q	Value	Q
Pesticides and PCBs	4,4'-DDD	mg/kg	20	RSL	0.00068	U	0.006	U	0.0068	U	0.006	U	0.00067	U	0.006	U
	4,4'-DDE	mg/kg	40.8	RFA	0.025		0.19		0.18		0.49		0.00067	U	0.49	
	4,4'-DDT	mg/kg	17	RSL	0.00068	U	0.01	U	0.0068	U	0.01	U	0.00067	U	0.01	U
	Aldrin	mg/kg	0.8	RFA	0.00068	U	0.01	U	0.013	U	0.01	U	0.0013	U	0.006	
	alpha-BHC	mg/kg	0.9	R9	0.0013	U	0.012	U	0.013	U	0.012	U	0.0013	U	0.006	U
	alpha-Chlordane	mg/kg	NA	NA	0.0013	U	0.006	U	0.013	U	0.0061	U	0.0013	U	0.003	U
	beta-BHC	mg/kg	7.7	NA	0.0013	U	0.012	U	0.013	U	0.012	U	0.0013	U	0.006	U
	Chlordane (Technical)	mg/kg	NA	NA			0.08	U			0.081	U			0.04	U
	delta-BHC	mg/kg	NA	NA	0.0013	U	0.006	U	0.013	U	0.006	U	0.0013	U	0.003	U
	Dieldrin	mg/kg	0.9	RFA	0.00068	U	0.022		0.021		0.25		0.00067	U	0.0089	
	Endosulfan I	mg/kg	370	R9	0.00068	U	0.014	U	0.0068	U	0.014	U	0.0013	U	0.007	U
	Endosulfan II	mg/kg	370	R9	0.0013	U	0.006	U	0.013	U	0.006	U	0.0013	U	0.003	U
	Endosulfan sulfate	mg/kg	370	R9	0.0013	U	0.0018	U	0.013	U	0.018	U	0.0013	U	0.0089	U
	Endrin	mg/kg	17.7	RFA	0.00068	U	0.008	U	0.0068	U	0.008	U	0.00067	U	0.004	U
	Endrin aldehyde	mg/kg	NA	NA	0.024		0.022	U	0.37		0.27		0.0013	U	0.011	U
	Endrin ketone	mg/kg	18	R9	0.00068	U	0.016	U	0.0068	U	0.016	U	0.00067	U	0.0079	U
	gamma-BHC	mg/kg	NA	NA	0.0013	U	0.001	U	0.013	U	0.001	U	0.0013	U	0.005	U
	gamma-Chlordane	mg/kg	16	R9	0.00068	U	0.016		0.0068	U	0.0061	U	0.00067	U	0.012	
	Heptachlor	mg/kg	3.1	RFA	0.0084		0.008	U	0.013	U	0.008	U	0.0013	U	0.008	U
	Heptachlor epoxide	mg/kg	1.5	RFA	0.0013	U	0.012		0.013	U	0.059		0.0013	U	0.005	U
	Methoxychlor	mg/kg	310	RSL	0.0033	U	0.014	U	0.033	U	0.42		0.0033	U	0.007	U
	Toxaphene	mg/kg	4.4	R9	0.02	U	0.1	U	2.6		0.1	U	0.02	U	0.05	U

See page 7-49 for a list of acronyms and definitions.

Table 7-4-A Ravenna LL 2 Surface and Subsurface Soil Sampling Results: Metals

				Location	RI Discrete Sample Location 165						% RSD
				Sample ID	LL2SS-516M-0001-SO		LL2SS-517M-0001-SO		LL2SS-518M-0001-SO		
			Type Sample		Primary		QC		QA		
			Sample Date		7/3/2011		7/3/2011		7/3/2011		
			Sample Depth		0 - 0.5		0 - 0.5		0 - 0.5		
			Min REC or RSL								
	Analyte	Units	Value	REC or RSL	Value	Q	Value	Q	Value	Q	
Metals	Aluminum	mg/kg	34,960	NG	8100	J	11000	D	9770	B	15.1
	Antimony	mg/kg	136	RFA	0.15	J	0.14	J	0.35	J	55.5
	Arsenic (0-1')	mg/kg	19.8	BKG1	10		9.2		9.9		4.5
	Barium	mg/kg	3,506	NG	79	J	88		76.4		7.5
	Beryllium	mg/kg	160	RSL	0.86	D	1.0	D	0.77		13.2
	Cadmium	mg/kg	109	NG	0.27	J D	0.17	J D	0.088	M	51.8
	Calcium	mg/kg	NA	NA	17000	J	23000	D	16600	B	19.0
	Chromium (as Cr-3)	mg/kg	196,942	NG	27		32		17.7	M	28.4
	Cobalt	mg/kg	70.3	NG	8.3	D	9.2	D	7.5	M	10.2
	Copper	mg/kg	27,138	RFA	19		18		22.6		12.2
	Iron	mg/kg	NA	NA	20000	J	20000		21600	M	4.5
	Lead	mg/kg	4,000	RSL	35		33		42.6	M	13.7
	Magnesium	mg/kg	NA	NA	4100		4500		4260	M	4.7
	Manganese	mg/kg	1,450	BKG1	670	D J	870	D	613	M	18.8
	Nickel	mg/kg	13,463	RFA	26		29		21.2	M	15.5
	Potassium	mg/kg	NA	NA	1100		1200		854		16.9
	Selenium	mg/kg	390	RSL	1.2		1.1		0.91		13.8
	Silver	mg/kg	3,240	RFA	0.24	U	0.46	U	0.017	U M Y	
	Sodium	mg/kg	NA	NA	160		170		482	M	67.6
	Thallium	mg/kg	47.6	RFA	0.17	J	0.15	J	0.73	M	94.1
	Vanadium	mg/kg	1,558	RFA	15		14		12.1	M	10.8
	Zinc	mg/kg	196,589	RFA	88	D J	62	D	54.6	M B	25.7
	Chromium, hexavalent	mg/kg	16.4	NG	0.45	J	0.82	U	2.7	U M	
	Mercury	mg/kg	165	RFA	0.023	J	0.022	J	0.014		25.1
								% RSD Average =			24.0

See page 7-49 for a list of acronyms and definitions.

Table 7-4-B Ravenna LL 2 Surface and Subsurface Soil Sampling Results: Explosives

				Location	RI Discrete Sample Location					
				Sample ID	LL2SS-516M-0001-SO		LL2SS-517M-0001-SO		LL2SS-518M-0001-SO	
			Type Sample		Primary		QC		QA	
			Sample Date		7/6/2011		7/6/2011		7/3/2011	
			Sample Depth		0 - 0.5		0 - 0.5		0 - 0.5	
			Min REC or RSL							
Analyte		Units	Value	REC or RSL	Value	Q	Value	Q	Value	Q
Explosives	1,3,5-Trinitrobenzene	mg/kg	15,280	RFA	0.10	U	0.1	U	0.13	U
	1,3-Dinitrobenzene	mg/kg	59.4	RFA	0.10	U	0.1	U	0.08	U
	2,4,6-Trinitrotoluene	mg/kg	211	RFA	0.10	U	0.048	J PG	0.09	U
	2,4-Dinitrotoluene	mg/kg	7.53	RFA	0.10	U	0.1	U	0.08	U
	2,6-Dinitrotoluene	mg/kg	7.69	RFA	0.10	U	0.1	U	0.07	U
	2-Amino-4,6-dinitrotoluene	mg/kg	128	RFA	0.10	U	0.1	U	0.05	U Y
	2-Nitrotoluene	mg/kg	60.3	RFA	0.10	U	0.1	U	0.09	U
	3-Nitrotoluene	mg/kg	6.1	RSL	0.10	U	0.1	U	0.07	U
	4-Amino-2,6-dinitrotoluene	mg/kg	128	RFA	0.10	U	0.1	U	0.07	U Y
	4-Nitrotoluene	mg/kg	816	RFA	0.10	U	0.1	U	0.07	U
	HMX	mg/kg	19,090	RFA	0.10	U	0.1	U	0.12	U
	Nitrobenzene	mg/kg	48	RFA	0.10	U	0.1	U	0.04	U
	Nitroglycerin	mg/kg	816	RFA	0.25	U	0.25	U	0.5	U
	PETN	mg/kg	NA	NA	0.25	U	0.25	U	0.5	U
	RDX	mg/kg	1,452	NG	0.10	U	0.1	U	0.14	U
	Tetryl	mg/kg	240	RSL	0.10	U	0.1	U	0.09	U
	Nitroguanadine	mg/kg	6,100	RSL	0.039	U	0.04	U	0.06	U
	Nitrocellulose	mg/kg	NA	NA	0.85	J	0.94	J	13	U M

All results were below the RL. No RSDs were calculated.
See page 7-49 for a list of acronyms and definitions.

Table 7-4-C Ravenna LL 2 Surface and Subsurface Soil Sampling Results: Volatile Organic Compounds

				Location	RI Discrete Sample Location					
				Sample ID	LL2SS-516M-0001-SO		LL2SS-517M-0001-SO		LL2SS-518M-0001-SO	
			Type Sample		Primary		QC		QA	
			Sample Date		7/3/2011		7/3/2011		7/3/2011	
			Sample Depth		0 - 0.5		0 - 0.5		0 - 0.5	
			Min REC or RSL							
Analyte		Units	Value	REC or RSL	Value	Q	Value	Q	Value	Q
Volatile Organics	1,1,1-Trichloroethane	mg/kg	8700	RSL	0.0092	U	0.0083	U	0.0095	U
	1,1,2,2-Tetrachloroethane	mg/kg	5.6	RSL	0.023	U	0.021	U	0.0057	U
	1,1,2-Trichloroethane	mg/kg	11	RSL	0.023	U	0.021	U	0.0076	U
	1,1-Dichloroethane	mg/kg	33	RSL	0.023	U	0.021	U	0.01	U
	1,1-Dichloroethene	mg/kg	120	R9	0.023	U	0.021	U	0.015	U
	1,2-Dibromoethane	mg/kg	0.34	RSL	0.023	U	0.021	U	0.0095	U
	1,2-Dichloroethane	mg/kg	4.3	RSL	0.023	U	0.021	U	0.011	U
	1,2-Dichloroethene (total)	mg/kg	NA	NA	0.0075	U	0.0068	U		
	1,2-Dichloropropane	mg/kg	8.8	RSL	0.0092	U	0.0083	U	0.0067	U
	2-Butanone	mg/kg	22,000	R9	0.092	U	0.083	U	0.095	U
	2-Hexanone	mg/kg	210	RSL	0.046	U	0.042	U	0.065	U
	4-Methyl-2-pentanone	mg/kg	5,300	R9	0.092	U	0.083	U	0.078	U
	Acetone	mg/kg	61,000	RSL	0.18	U	0.17	U	0.06	U
	Benzene	mg/kg	11	RSL	0.023	U	0.021	U	0.0048	U
	Bromochloromethane	mg/kg	8.2	R9	0.023	U	0.021	U	0.0076	U
	Bromodichloromethane	mg/kg	2.7	RSL	0.023	U J	0.021	U	0.0086	U
	Bromoform	mg/kg	610	RSL	0.023	U	0.021	U	0.0057	U
	Bromomethane	mg/kg	7.3	RSL	0.046	U	0.042	U	0.029	U Y
	Carbon disulfide	mg/kg	820	RSL	0.023	U	0.021	U	0.014	U
	Carbon tetrachloride	mg/kg	6.1	RSL	0.0092	U	0.0083	U	0.01	U
	Chlorobenzene	mg/kg	290	RSL	0.0092	U	0.0083	U	0.0076	U
	Chloroethane	mg/kg	30	R9	0.092	U	0.083	U	0.18	U
	Chloroform	mg/kg	2.9	RSL	0.023	U	0.021	U	0.0086	U
	Chloromethane	mg/kg	120	RSL	0.023	U	0.021	U	0.024	U
	cis-1,2-Dichloroethene	mg/kg	NA	NA	0.0092	U	0.0083	U	0.0095	U
	cis-1,3-Dichloropropene	mg/kg	17	RSL	0.0092	U J	0.0083	U	0.0095	U
	Dibromochloromethane	mg/kg	6.8	RSL	0.023	U	0.021	U	0.0076	U
	Ethylbenzene	mg/kg	54	RSL	0.0092	U	0.0083	U	0.0076	U
	Methylene chloride	mg/kg	110	RSL	0.2	J	0.13	J	0.038	U Z
	Styrene	mg/kg	6,300	RSL	0.0092	U J	0.0083	U	0.0057	U
	Tetrachloroethene	mg/kg	4.8	R9	0.023	U	0.021	U	0.0076	U
	Toluene	mg/kg	5,000	RSL	0.023	U	0.021	U	0.0074	J
	trans-1,2-Dichloroethene	mg/kg	NA	NA	0.023	U	0.021	U	0.01	U
	trans-1,3-Dichloropropene	mg/kg	17	RSL	0.023	U J	0.021	U	0.0067	U
	Trichloroethene	mg/kg	0.53	R9	0.023	U	0.021	U	0.0095	U
	Vinyl chloride	mg/kg	0.6	RSL	0.023	U J	0.021	U	0.013	U
	Xylene (Total)	mg/kg	630	RSL	0.027	U	0.025	U		

All results were below the RL. No RSDs were calculated.
See page 7-49 for a list of acronyms and definitions.

Table 7-4-D Ravenna LL 2 Surface and Subsurface Soil Sampling Results: Semi-Volatile Organic Compounds

			Location	Southwest & northwest sides of Bldg. DB-4, 20 feet wide						Northeast side & southeast sides of Bldg. DB-4, 20 feet wide						Southwest & northwest sides of Bldg. DB-4A, 20 feet wide						Northeast & southeast side of Bldg. DB-4A, 20 feet wide						RI Discrete Sample Location						% RSD
			Sample ID	LL2SB-512M-0101-SO		LL2SB-512M-0102-SO		LL2SB-512M-0103-SO		LL2SS-519M-0001-SO		LL2SB-513M-0101-SO		LL2SB-513M-0102-SO		LL2SB-513M-0103-SO		LL2SB-514M-0101-SO		LL2SB-514M-0102-SO		LL2SB-514M-0103-SO		LL2SB-515M-0101-SO		LL2SB-515M-0102-SO		LL2SB-515M-0103-SO		LL2SS-516M-0001-SO		LL2SS-517M-0001-SO		LL2SS-518M-0001-SO		
			Type Sample	Primary		Primary		Primary		Primary		Primary		Primary		Primary		Primary		Primary		Primary		Primary		Primary		Primary		Primary		QC		QA		
			Sample Date	7/6/2011		7/6/2011		7/6/2011		7/6/2011		7/1/2011		7/1/2011		7/1/2011		7/1/2011		7/1/2011		7/1/2011		7/1/2011		7/1/2011		7/1/2011		7/6/2011		7/6/2011		7/3/2011		
			Sample Depth (ft)	1 - 3		3 - 5		5 - 7		0 - 1		1 - 3		3 - 5		5 - 7		1 - 3		3 - 5		5 - 7		1 - 3		3 - 5		5 - 7		0 - 0.5		0 - 0.5		0 - 0.5		
			Min REC or RSL																															
	Parameter	Units	Value	REC or RSL	Value	Q	Value	Q	Value	Q	Value	Q	Value	Q	Value	Q	Value	Q	Value	Q	Value	Q	Value	Q	Value	Q	Value	Q	Value	Q	Value	Q	Value	Q	Value	Q	
Semivolatile Organics	1,2- Dichlorobenzene	mg/Kg	1900	RSL																											0.11	U	0.11	U Q	0.025	U	
	1,2,4- Trichlorobenzene	mg/Kg	220	RSL																											0.11	U	0.11	U Q	0.022	U	
	1,3-Dichlorobenzene	mg/Kg	530	R9																											0.11	U J	0.11	U Q	0.021	U	
	1,4-Dichlorobenzene	mg/Kg	24	RSL																											0.11	U	0.11	U	0.02	U	
	2,4- Dichlorophenol	mg/Kg	180	RSL																											0.11	U	0.11	U	0.12	U	
	2,4- Dimethylphenol	mg/Kg	1,200	RSL																											0.33	U	0.33	U	0.1	U	
	2,4- Dinitrophenol	mg/Kg	120	RSL																											0.33	U J	0.33	U	0.28	U	
	2,4- Dinitrotoluene	mg/Kg	16	RSL																											0.11	U	0.11	U	0.025	U	
	2,4,5-Trichlorophenol	mg/Kg	6,100	RSL																											0.11	U	0.11	U Q	0.13	U	
	2,4,6- Trichlorophenol	mg/Kg	440	RSL																											0.33	U J	0.33	U Q	0.13	U	
	2,6- Dinitrotoluene	mg/Kg	61	RSL																											0.11	U	0.11	U	0.025	U	
	2-Chloronaphthalene	mg/Kg	6,300	RSL																											0.013	U	0.013	U	0.024	U	
	2-Chlorophenol	mg/Kg	390	RSL																											0.11	U	0.11	U	0.35	U	
	2-Methylnaphthalene	mg/Kg	2,378	RFA																											0.045		0.074		0.035	J	39.5
	2-Methylphenol	mg/Kg	3,100	R9																											0.33	U	0.33	U	0.43	U	
	2-Nitroaniline	mg/Kg	6,100	RSL																											0.11	U	0.11	U	0.024	U	
	2-Nitrophenol	mg/Kg	NA	NA																											0.11	U	0.11	U	0.29	U	
	3 & 4 Methylphenol	mg/Kg	NA	NA																											0.33	U	0.33	U	0.67	U	
	3,3'-Dichlorobenzidine	mg/Kg	11	RSL																											0.33	U	0.33	U	0.15	U	
	3-Nitroaniline	mg/Kg	NA	NA																											0.33	U	0.33	U	0.023	U	
	4,6-Dinitro-2-methylphenol	mg/Kg	NA	NA																											0.33	U J	0.33	U	0.28	U	
	4-Bromophenyl phenyl ether	mg/Kg	NA	NA																											0.11	U	0.11	U	0.026	U	
	4-Chloro-3-methylphenol	mg/Kg	NA	NA																											0.11	U	0.11	U	0.39	U M	
	4-Chloroaniline	mg/Kg	NA	NA																											0.11	U	0.11	U	0.04	U Y	
	4-Chlorophenyl phenyl ether	mg/Kg	NA	NA																											0.11	U	0.11	U	0.027	U	
	4-Nitroaniline	mg/Kg	240	RSL																											0.11	U	0.11	U	0.031	U	
	4-Nitrophenol	mg/Kg	4,756	RFA																											0.33	U	0.33	U	0.41	U	
	Acenaphthene	mg/Kg	3,400	RSL	0.0085		0.0034	U	0.0034	U	0.037		0.1		0.017	U	0.034	U	0.003	U H	0.0033	U H	0.0033	U H	0.009	M H	0.01	H	0.016	H	0.11		0.15		0.13		15.4
	Acenaphthylene	mg/Kg	NA	NA	0.025		0.0034	U	0.0034	U	0.13		0.14		0.017	U	0.034	U	0.003	U H	0.0033	U H	0.0033	U H	0.011	H	0.0034	U H	0.003	U H	0.34		0.32		0.24		17.6
	Anthracene	mg/Kg	22,000	RSL	0.032		0.0034	U	0.0034	U	0.17		0.42		0.017	U	0.034	U	0.003	U H	0.0033	U H	0.0033	U H	0.019	H	0.014	H	0.003	U H	0.42		0.57		0.4		20.1
	Benzo[a]anthracene	mg/Kg	2.21	RFA	0.13		0.0034	U	0.0079		0.52		1		0.017	U	0.034	U	0.015	H	0.0033	U H	0.0033	U H	0.087	H	0.022	H	0.003	U H	1.5		1.6		1.7		6.25
	Benzo[a]pyrene	mg/Kg	0.221	RFA	0.16		0.0034	U	0.0071		0.59		0.88		0.017	U	0.034	U	0.017	H	0.0033	U H	0.008	H	0.096	H	0.025	H	0.008	H	1.6	J	1.7		1.8	M	5.88
	Benzo[b]fluoranthene	mg/Kg	2.21	RFA	0.19	M	0.0034	U	0.01		0.63	M	1.1	M	0.017	U	0.034	U	0.03	M H	0.0033	U H	0.012	M H	0.17	M H	0.058	M H	0.01	M H	1.9	M	2	M	2.3		10.1
	Benzo[g,h,i]perylene	mg/Kg	62	R9	0.084		0.0034	U	0.0094	M	0.43		0.52		0.017	U	0.034	U	0.017	M H	0.0033	U H	0.022	M H	0.065	M H	0.02	H	0.02	M H	0.87		1		0.76	M	13.7
	Benzo[k]fluoranthene	mg/Kg	22.1	RFA	0.076	M	0.0034	U	0.0034	U	0.41	M	0.68	M	0.017	U	0.034	U	0.013	M H	0.0033	U H	0.0033	U H	0.064	M H	0.03	M H	0.003	U H	0.98	M	0.95	M	0.97	M	1.58
	Benzoic acid	mg/Kg	240,000	RSL																											1.4	U	1.4	U	0.3	U	
	Benzyl alcohol	mg/Kg	6,100	RSL																											0.11	U	0.11	U	0.085	U	
	bis (2-Chloroisopropyl) ether	mg/Kg	29	RSL																											0.11	U	0.11	U	0.031	U	
	Bis(2-chloroethoxy)methane	mg/Kg	1,783	RFA																											0.11	U	0.11	U	0.024	U	
	Bis(2-chloroethyl)ether	mg/Kg	2	RSL																											0.013	U	0.013	U	0.026	U	
	Bis(2-ethylhexyl) phthalate	mg/Kg	35	RSL																											0.11	U	0.38		0.089	U	
	Butyl benzyl phthalate	mg/Kg	2,600	RSL																											0.11	U	0.11	U	0.075	U	
	Carbazole	mg/Kg	694	RFA																											0.14	J	0.17	J	0.19		15.1
	Chrysene	mg/Kg	221	RFA	0.12		0.0034	U	0.0077		0.55		1.1		0.017	U	0.034	U	0.023	H	0.0033	U H	0.011	H	0.16	H	0.067	H	0.01	H	1.4		1.5		1.6	M	6.67
	Dibenz(a,h)anthracene	mg/Kg	0.221	RFA	0.022	M	0.0034	U	0.0034	U	0.097		0.16		0.017	U J	0.034	U	0.003	U H	0.0033	U H	0.0033	U H	0.012	H	0.0034	U H	0.003	U H	0.24		0.21		0.32		22.2
	Dibenzofuran	mg/Kg	1,189	RFA																											0.1	J	0.16	J	0.11	J	26.1
	Diethyl phthalate	mg/Kg	49,000	RSL																											0.11	U	0.11	U	0.066	U	
	Dimethyl phthalate	mg/Kg	610,000	R9																											0.11	U	0.11	U	0.065	U	
	Di-n-butyl phthalate	mg/Kg	6,100	RSL																											0.11	U	0.11	U	0.081	U	
	Di-n-octyl phthalate	mg/Kg	2,400	R9																											0.11	U	0.11	U	0.061	U	
	Fluoranthene	mg/Kg	2,756	RFA	0.22		0.011		0.014		1.1		2.4		0.017	U	0.034	U	0.035	H	0.0033	U H	0.013	H	0.25	H	0.22	H	0.015	H	2.9	J	3.6		3.5	M	11.4
	Fluorene	mg/Kg	7,366	RFA	0.013		0.0034	U	0.0034	U	0.076		0.22		0.017	U	0.034	U	0.003	U H	0.0033	U H	0.0033	U H	0.008	H	0.014	H	0.003	U H	0.18		0.3		0.21		27.2
	Hexachlorobenzene	mg/Kg	3	RSL																											0.013	U	0.013	U	0.029	U	
	Hexachlorobutadiene	mg/Kg	62	RSL																											0.11	U	0.11	U Q	0.064	U	
	Hexachlorocyclopentadiene	mg/Kg	370	R9																											0.11	U	0.11	U	0.053	U	
	Hexachloroethane	mg/Kg	350	RSL																											0.11	U J	0.11	U	0.034	U	
	Indeno[1,2,3-cd]pyrene	mg/Kg	2.21	RFA	0.08		0.0034	U	0.0034	U	0.4		0.5		0.017	U	0.034	U	0.012	H	0.0033	U H	0.0078	M H	0.052	H	0.015	H	0.003	U H	0.89		1		1.1		10.5
	Isophorone	mg/Kg	5,100	RSL																											0.075	J	0.053	J	0.051	U	
	Naphthalene	mg/Kg	3,678	RFA	0.0079		0.0034	U	0.0034		0.03		0.073		0.017	U	0.034	U	0.003	U H	0.0033	U H	0.0099	H	0.003	U H	0.0085	H	0.014	H	0.058		0.078		0.084	J	18.6
	Nitrobenzene	mg/Kg	48	RSL																											0.013	U	0.013	U	0.061	U	
	N-Nitrosodi-n-propylamine	mg/Kg	1	RFA																											0.11	U	0.11	U	0.072	U	
	N-Nitrosodiphenylamine	mg/Kg	990	R9																											0.11	U	0.11	U	0.051	U	
	Pentachlorophenol	mg/Kg	21	RFA																											0.33	U J	0.33	U	0.25	U	
	Phenanthrene	mg/Kg	2,300	R9	0.1		0.011		0.014		0.56		1.8		0.017	U	0.034	U	0.015	H	0.009	H	0.022	H	0.056	H	0.18	H	0.015	H	1.4		2.1		1.8		19.9
	Phenol	mg/Kg	18,000	RSL																											0.11	U	0.11	U	0.16	U	
	Pyrene	mg/Kg	2,074	RFA	0.2		0.0069		0.011		0.85		1.7		0.017	U	0.034	U	0.028	H	0.0033	U H	0.015	H	0.21	H	0.15	H	0.014	H	2.4	J	2.7		2.8		7.91
	Only analyzed for PAHs																																	% RSD Average =		15.55

See page 7-49 for a list of acronyms and definitions.

Table 7-4-E-1 Ravenna LL 2 Surface and Subsurface Soil Sampling Results: Pesticides and PCBs (1st Data Set)

				Location	Northeast side & southeast sides of Bldg. DB-4, 20 feet wide								RI Discrete Sample Location						% RSD	Southwest & northwest sides of Bldg. DB-4A, 20 feet wide						Northeast & southeast side of Bldg. DB-4A, 20 feet wide					
				Sample ID	LL2SS-519M-0001-SO		LL2SB-513M-0101-SO		LL2SB-513M-0102-SO		LL2SB-513M-0103-SO		LL2SS-516M-0001-SO		LL2SS-517M-0001-SO		LL2SS-518M-0001-SO			LL2SB-514M-0101-SO		LL2SB-514M-0102-SO		LL2SB-514M-0103-SO		LL2SB-515M-0101-SO		LL2SB-515M-0102-SO		LL2SB-515M-0103-SO	
				Type Sample	Primary		Primary		Primary		Primary		Primary		QC		QA			Primary		Primary		Primary		Primary		Primary		Primary	
				Sample Date	7/6/2011		7/1/2011		7/1/2011		7/1/2011		7/6/2011		7/6/2011		7/3/2011			7/1/2011		7/1/2011		7/1/2011		7/1/2011		7/1/2011		7/1/2011	
				Sample Depth	0 - 1		1 - 3		3 - 5		5 - 7		0 - 0.5		0 - 0.5		0 - 0.5			1-3		3-5		5-7		1-3		3 - 5		3 - 5	
				Min REC or RSL																											
	Parameter	Units	Value	REC or RSL	Value	Q	Value	Q	Value	Q	Value	Q	Value	Q	Value	Q	Value	Q		Value	Q	Value	Q	Value	Q	Value	Q	Value	Q	Value	Q
Pesticides and PCBs	4,4'-DDD	mg/Kg	20	RSL									0.014	U	0.034	U	0.00061	U													
Pesticides and PCBs	4,4'-DDE	mg/Kg	40.8	RFA									0.019	J D	0.034	U	0.016														
Pesticides and PCBs	4,4'-DDT	mg/Kg	17	RSL									0.014	U	0.034	U	0.001	U													
Pesticides and PCBs	Aldrin	mg/Kg	0.8	RFA									0.027	U	0.068	U	0.001	U													
Pesticides and PCBs	alpha-BHC	mg/Kg	0.9	R9									0.027	U J	0.068	U Q	0.0012	U													
Pesticides and PCBs	alpha-Chlordane	mg/Kg	NA	NA									0.027	U J	0.068	U	0.00061	U													
Pesticides and PCBs	beta-BHC	mg/Kg	7.7	NA									0.027	U J	0.068	U Q	0.0012	U													
Pesticides and PCBs	delta-BHC	mg/Kg	NA	NA									0.027	U	0.068	U	0.0012	J													
Pesticides and PCBs	Dieldrin	mg/Kg	0.9	RFA									0.014	U J	0.034	U	0.0088	P													
Pesticides and PCBs	Endosulfan I	mg/Kg	370	R9									0.014	U	0.034	U	0.0014	U													
Pesticides and PCBs	Endosulfan II	mg/Kg	370	R9									0.027	U	0.068	U	0.00061	U													
Pesticides and PCBs	Endosulfan sulfate	mg/Kg	370	R9									0.027	U	0.068	U	0.0018	U													
Pesticides and PCBs	Endrin	mg/Kg	17.7	RFA									0.014	U J	0.034	U	0.00081	U													
Pesticides and PCBs	Endrin aldehyde	mg/Kg	NA	NA									0.027	U	0.068	U	0.013	P													
Pesticides and PCBs	Endrin ketone	mg/Kg	18	R9									0.014	U J	0.034	U	0.0016	U													
Pesticides and PCBs	gamma-BHC (Lindane)	mg/Kg	NA	NA									0.027	U J	0.068	U Q	0.001	U													
Pesticides and PCBs	gamma-Chlordane	mg/Kg	16	R9									0.0099	D J	0.034	U Q	0.00061	U													
Pesticides and PCBs	Heptachlor	mg/Kg	3.1	RFA									0.027	U J	0.068	U	0.00081	U													
Pesticides and PCBs	Heptachlor epoxide	mg/Kg	1.5	RFA									0.027	U J	0.068	U	0.0026	J P													
Pesticides and PCBs	Methoxychlor	mg/Kg	310	RSL									0.067	U J	0.17	U M	0.0014	U M													
Pesticides and PCBs	Toxaphene	mg/Kg	4.4	R9									0.41	U M	1	U M	0.01	U													
Pesticides and PCBs	Aroclor 1016	mg/Kg	2	RFA	0.13	U	0.025	U	0.025	U	0.025	U	0.13	U	0.025	U	0.02	U		0.025	U	0.025	U	0.025	U	0.025	U	0.05	U	0.025	U
Pesticides and PCBs	Aroclor 1221	mg/Kg	1.4	RSL	0.13	U	0.025	U	0.025	U	0.025	U	0.13	U	0.025	U	0.041	U		0.025	U	0.025	U	0.025	U	0.025	U	0.05	U	0.025	U
Pesticides and PCBs	Aroclor 1232	mg/Kg	1.4	RSL	0.13	U	0.025	U	0.025	U	0.025	U	0.13	U	0.025	U	0.055	U		0.025	U	0.025	U	0.025	U	0.025	U	0.05	U	0.025	U
Pesticides and PCBs	Aroclor 1242	mg/Kg	2.2	RSL	0.13	U	0.025	U	0.025	U	0.025	U	0.13	U	0.025	U	0.059	U		0.025	U	0.025	U	0.025	U	0.025	U	0.05	U	0.025	U
Pesticides and PCBs	Aroclor 1248	mg/Kg	2	RFA	0.13	U	0.025	U	0.025	U	0.025	U	0.13	U	0.025	U	0.059	U		0.025	U	0.025	U	0.025	U	0.025	U	0.65		0.025	U
Pesticides and PCBs	Aroclor 1254	mg/Kg	2	RFA	0.49	D	0.54	J	0.24		0.052	J	0.67	D	0.25		0.62		44.69	0.21		0.046	J	1.025	U	0.34		0.05	U	0.048	J
Pesticides and PCBs	Aroclor 1260	mg/Kg	2	RFA	0.13	U	0.025	U	0.025	U	0.025	U	0.13	U J	0.025	U	0.024	U M		0.025	U	0.025	U	0.025	U	0.025	U	0.39		0.025	U
																% RSD Average =			44.69												

See page 7-49 for a list of acronyms and definitions.

Table 7-4-E-2 Ravenna LL 2 Surface Soil Sampling Results: Pesticides and PCBs (Primary 2nd Data Set)

				Location	RI Discrete Sample Location			
				Sample ID	LL2SS-517M-0001-SO		LL2SS-518M-0001-SO	
				Type Sample	Primary		QA	
				Sample Date	7/6/2011		7/3/2011	
				Sample Depth	0 - 0.5		0 - 0.5	
				Min REC or RSL				
Parameter		Units	Value	REC or RSL	Value	Q	Value	Q
Pesticides and PCBs	4,4'-DDD	mg/Kg	20	RSL	0.0034	U	0.00061	U
	4,4'-DDE	mg/Kg	40.8	RFA	0.0033		0.016	
	4,4'-DDT	mg/Kg	17	RSL	0.0034	U	0.001	U
	Aldrin	mg/Kg	0.8	RFA	0.0068	U	0.001	U
	alpha-BHC	mg/Kg	0.9	R9	0.0068	U	0.0012	U
	alpha-Chlordane	mg/Kg	NA	NA	0.0068	U	0.00061	U
	beta-BHC	mg/Kg	7.7	NA	0.0068	U	0.0012	U
	Chlordane (Technical)						0.0081	U
	delta-BHC	mg/Kg	NA	NA	0.0068	U	0.00061	U
	Dieldrin	mg/Kg	0.9	RFA	0.0034	U	0.0088	U
	Endosulfan I	mg/Kg	370	R9	0.0034	U	0.0014	U
	Endosulfan II	mg/Kg	370	R9	0.0068	U	0.00061	U
	Endosulfan sulfate	mg/Kg	370	R9	0.0068	U	0.0018	U
	Endrin	mg/Kg	17.7	RFA	0.0034	U	0.00081	U
	Endrin aldehyde	mg/Kg	NA	NA	0.0068	U	0.013	U
	Endrin ketone	mg/Kg	18	R9	0.025		0.0016	U
	gamma-BHC (Lindane)	mg/Kg	NA	NA	0.0068	U	0.0001	U
	gamma-Chlordane	mg/Kg	16	R9	0.0034	U	0.00061	U
	Heptachlor	mg/Kg	3.1	RFA	0.0068	U	0.00081	U
	Heptachlor epoxide	mg/Kg	1.5	RFA	0.0068	U	0.0026	
	Methoxychlor	mg/Kg	310	RSL	0.066		0.0014	U
	Toxaphene	mg/Kg	4.4	R9	0.1	U	0.01	U

See page 7-49 for a list of acronyms and definitions.

Table 7-5-A Ravenna LL 3 Surface and Subsurface Soil Sampling Results: Metals

			Location	Southwest & northwest sides of Bldg. EB-10, 20						Northeast & southeast side of Bldg. EB-10, 20						RI Discrete Sample Locations						% RSD
			Sample ID	LL3SB-414M-0101-SO		LL3SB-414M-0102-SO		LL3SB-414M-0103-SO		LL3SB-415M-0101-SO		LL3SB-415M-0102-SO		LL3SB-415M-0103-SO		LL3SD-416M-0001-SO		LL3SD-417M-0001-SO		LL3SD-418M-0001-SO		
			Type Sample	Primary		Primary		Primary		Primary		Primary		Primary		Primary		QC		QA		
			Sample Date	6/29/2011		6/29/2011		6/29/2011		6/29/2011		6/29/2011		6/29/2011		7/6/2011		7/6/2011		6/26/2011		
			Sample Depth	1 - 3		3 - 5		5 - 7		1 - 3		3 - 5		5 - 7		0 - 0.5		0 - 0.5		0 - 0.5		
			Min REC or RSL																			
Analyte		Units	Value	REC or RSL	Value	Q	Value	Q	Value	Q	Value	Q	Value	Q	Value	Q	Value	Q	Value	Q	Value	Q	
Metals	Aluminum	mg/kg	34,960	NG													10000	D	9400	D	10600	B	6.0
	Antimony	mg/kg	136	RFA													1.4		1.5		5.9		87.6
	Arsenic	mg/kg	19.8	BKG1	11		7.5		9.5		11		13		19		14		13		12.9		4.6
	Barium	mg/kg	3,506	NG													150		130		158		9.9
	Beryllium	mg/kg	160	RSL													1.3	D	1.2	D	1.2		4.7
	Cadmium	mg/kg	109	NG													1.0	J D	1.1	J D	0.71		21.6
	Calcium	mg/kg	NA	NA													15000	D	9800		10700	B	23.5
	Chromium (as Cr-3)	mg/kg	196,942	NG													26		31		298		131.5
	Cobalt	mg/kg	70.3	NG													21	D	19	D	13.3		22.5
	Copper	mg/kg	27,138	RFA													9.6		10		18.6		39.9
	Iron	mg/kg	NA	NA													24000		25000		43200		35.2
	Lead	mg/kg	4,000	RSL													23		22		56.1		57.6
	Magnesium	mg/kg	NA	NA													3400		2400		2780		17.6
	Manganese (1' - 5')	mg/kg	1,450	BKG1													3700	D	3400	D	4880		19.6
	Nickel	mg/kg	13,463	RFA													28		30		25.4		8.3
	Potassium	mg/kg	NA	NA													730		670		1040		24.4
	Selenium	mg/kg	390	RSL													1.1		1.1		2.4		48.9
	Silver	mg/kg	3,240	RFA													0.43	U	0.5	U	0.017	U	
	Sodium	mg/kg	NA	NA													110		69	J	431		97.5
	Thallium	mg/kg	47.6	RFA													0.16	J	0.13	J	4		155.6
	Vanadium	mg/kg	1,558	RFA													23		23		20.8		5.7
	Zinc	mg/kg	196,589	RFA													160	D	170	D	136	B	11.2
	Chromium, hexavalent	mg/kg	16.4	NG													0.46	J	0.45	J	2.7	U	
	Mercury	mg/kg	165	RFA													0.30		0.33		0.23		17.9
																			% RSD Average =				38.7

See page 7-49 for a list of acronyms and definitions.

Table 7-5-B Ravenna LL 3 Surface and Subsurface Soil Sampling Results: Explosives

				Location	RI Discrete Sample Locations						% RSD
				Sample ID	LL3SD-416M-0001-SO		LL3SD-417M-0001-SO		LL3SD-418M-0001-SO		
			Type Sample		Primary		QC		QA		
			Sample Date		7/6/2011		7/6/2011		6/26/2011		
			Sample Depth		0 - 0.5		0 - 0.5		0 - 0.5		
			Min REC or RSL								
	Analyte	Units	Value	REC or RSL	Value	Q	Value	Q	Value	Q	
Explosives	1,3,5-Trinitrobenzene	mg/kg	15,280	RFA	0.031	J PG	0.096	U	0.13	U	
	1,3-Dinitrobenzene	mg/kg	59.4	RFA	0.099	U	0.096	U	0.08	U	
	2,4,6-Trinitrotoluene	mg/kg	211	RFA	0.32		0.27		0.28	J P	9.1
	2,4-Dinitrotoluene	mg/kg	7.53	RFA	0.099	U	0.096	U	0.08	U	
	2,6-Dinitrotoluene	mg/kg	7.69	RFA	0.099	U	0.096	U	0.07	U	
	2-Amino-4,6-dinitrotoluene	mg/kg	128	RFA	0.099	U	0.096	U	0.05	U	
	2-Nitrotoluene	mg/kg	60.3	RFA	0.099	U	0.096	U	0.089	U	
	3-Nitrotoluene	mg/kg	6.1	RSL	0.099	U	0.096	U	0.07	U	
	4-Amino-2,6-dinitrotoluene	mg/kg	128	RFA	0.099	U	0.096	U	0.07	U	
	4-Nitrotoluene	mg/kg	816	RFA	0.099	U	0.096	U	0.07	U	
	RDX	mg/kg	1,452	NG	0.099		0.096	U	0.14	U	
	Tetryl	mg/kg	240	RSL	0.12	J PG	0.096	U	0.089	U	
	Nitrobenzene	mg/kg	48	RFA	0.11	J PG	0.096	U	0.04	U	
	Nitroglycerin	mg/kg	816	RFA	0.25	U	0.24	U	0.5	U	
	HMX	mg/kg	19,090	RFA	0.099	U	0.096	U	0.12	U	
	PETN	mg/kg	NA	NA	0.25	U	0.24	U	0.5	U	
	Nitroguanidine	mg/kg	6,100	RSL	0.039	U	0.039	U	0.06	U	
	Nitrocellulose	mg/kg	NA	NA	1.4	J	1.4	J	13	U	
							% RSD Average =				9.1

See page 7-49 for a list of acronyms and definitions.

Table 7-5-C Ravenna LL 3 Surface and Subsurface Soil Sampling Results: Volatile Organic Compounds

				Location	RI Discrete Sampling Locations					
				Sample ID	LL3SD-416M-0001-SO		LL3SD-417M-0001-SO		LL3SD-418M-0001-SO	
			Type Sample		Primary		QC		QA	
			Sample Date		8/16/2010		6/26/2011		6/26/2011	
			Sample Depth		0 - 0.5		0 - 0.5		0 - 0.5	
			Min REC or RSL							
	Analyte	Units	Value	REC or RSL	Value	Q	Value	Q	Value	Q
Volatile Organics	1,1,1-Trichloroethane	mg/kg	8700	RSL	0.0093	U	0.0083	U	0.012	U
	1,1,2,2-Tetrachloroethane	mg/kg	5.6	RSL	0.023	U	0.021	U	0.0072	U
	1,1,2-Trichloroethane	mg/kg	11	RSL	0.023	U	0.021	U	0.0096	U
	1,1-Dichloroethane	mg/kg	33	RSL	0.023	U	0.021	U	0.013	U
	1,1-Dichloroethene	mg/kg	120	R9	0.023	U	0.021	U	0.019	U
	1,2-Dibromoethane	mg/kg	0.34	RSL	0.023	U	0.021	U	0.012	U
	1,2-Dichloroethane	mg/kg	4.3	RSL	0.023	U	0.021	U	0.014	U
	1,2-Dichloroethene (total)	mg/kg	NA	NA	0.0077	U	0.0068	U		
	1,2-Dichloropropane	mg/kg	8.8	RSL	0.0093	U	0.0083	U	0.0084	U
	2-Butanone	mg/kg	22,000	R9	0.093	U	0.083	U	0.12	U
	2-Hexanone	mg/kg	210	RSL	0.047	U	0.041	U	0.082	U
	4-Methyl-2-pentanone	mg/kg	5,300	R9	0.093	U	0.083	U	0.099	U
	Acetone	mg/kg	61,000	RSL	0.19	U	0.17	U	0.076	U
	Benzene	mg/kg	11	RSL	0.023	U	0.021	U	0.006	U
	Bromochloromethane	mg/kg	8.2	R9	0.023	U	0.021	U	0.0096	U
	Bromodichloromethane	mg/kg	2.7	RSL	0.023	U	0.021	U	0.011	U
	Bromoform	mg/kg	610	RSL	0.023	U	0.021	U	0.0072	U
	Bromomethane	mg/kg	7.3	RSL	0.047	U	0.041	U	0.036	U
	Carbon disulfide	mg/kg	820	RSL	0.042	J	0.038	J	0.018	U
	Carbon tetrachloride	mg/kg	6.1	RSL	0.0093	U	0.0083	U	0.013	U
	Chlorobenzene	mg/kg	290	RSL	0.0093	U	0.0083	U	0.0096	U
	Chloroethane	mg/kg	30	R9	0.093	U	0.083	U	0.023	U
	Chloroform	mg/kg	2.9	RSL	0.023	U	0.021	U	0.011	U
	Chloromethane	mg/kg	120	RSL	0.023	U	0.021	U	0.03	U
	cis-1,2-Dichloroethene	mg/kg	NA	NA	0.0093	U	0.0083	U	0.012	U
	cis-1,3-Dichloropropene	mg/kg	17	RSL	0.0093	U	0.0083	U	0.012	U
	Dibromochloromethane	mg/kg	6.8	RSL	0.023	U	0.021	U	0.0096	U
	Ethylbenzene	mg/kg	54	RSL	0.0093	U	0.023	J	0.0096	U
	Methylene chloride	mg/kg	110	RSL	0.15	J	0.13	J	0.048	U
	Styrene	mg/kg	6,300	RSL	0.0093	U	0.0083	U	0.0072	U
	Tetrachloroethene	mg/kg	4.8	R9	0.023	U	0.021	U	0.0096	U Z
	Toluene	mg/kg	5,000	RSL	0.023	U	0.051	J	0.013	J
	trans-1,2-Dichloroethene	mg/kg	NA	NA	0.023	U	0.021	U	0.013	U
	trans-1,3-Dichloropropene	mg/kg	17	RSL	0.023	U	0.021	U	0.0084	U
	Trichloroethene	mg/kg	0.53	R9	0.023	U	0.021	U	0.012	U
	Vinyl chloride	mg/kg	0.6	RSL	0.023	U	0.021	U	0.017	U
	Xylene (Total)	mg/kg	630	RSL	0.028	U	0.22	J		

All results were below the RL. No RSDs were calculated.
See page 7-49 for a list of acronyms and definitions.

Table 7-5-D Ravenna LL 3 Surface and Subsurface Soil Sampling Results: Semi-Volatile Organic Compounds

				Location	Southwest & northwest sides of Bldg. EB-10, 20 feet wide						Northeast & southeast side of Bldg. EB-10, 20 feet wide						RI Discrete Sample Location													
				Sample ID	LL3SB-414M-0101-SO		LL3SB-414M-0102-SO		LL3SB-414M-0103-SO		LL3SB-415M-0101-SO		LL3SB-415M-0102-SO		LL3SB-415M-0103-SO		LL3SD-416M-0001-SO		LL3SD-417M-0001-SO		LL3SD-418M-0001-SO		% RSD	LL3SS-419M-0001-SO		LL3SS-420M-0001-SO		LL3SS-421M-0001-SO		LL3SS-422M-0001-SO	
				Type Sample	Primary		Primary		Primary		Primary		Primary		Primary		Primary		QC		QA			Primary		Primary		Primary		Primary	
				Sample Date	6/29/2011		6/29/2011		6/29/2011		6/29/2011		6/29/2011		6/29/2011		7/6/2011		7/6/2011		6/26/2011			7/6/2011		7/6/2011		7/6/2011		7/6/2011	
				Sample Depth (ft)	1 - 3		3 - 5		5 - 7		1 - 3		3 - 5		5 - 7		0 - 0.5		0 - 0.5		0 - 0.5			0 - 1		1 - 2		0 - 1		1 - 2	
				Min REC or RSL																											
	Parameter	Units	Value	REC or RSL	Value	Q	Value	Q	Value	Q	Value	Q	Value	Q	Value	Q	Value	Q	Value	Q	Value	Q		Value	Q	Value	Q	Value	Q	Value	Q
Semivolatile Organics	1,2- Dichlorobenzene	mg/kg	1900	RSL													0.55	U Q	0.18	U Q	0.024	U									
	1,2,4- Trichlorobenzene	mg/kg	220	RSL													0.55	U Q	0.18	U Q	0.021	U									
	1,3-Dichlorobenzene	mg/kg	530	R9													0.55	U	0.18	U Q	0.02	U									
	1,4-Dichlorobenzene	mg/kg	24	RSL													0.55	U	0.18	U	0.019	U									
	2,4- Dichlorophenol	mg/kg	180	RSL													0.55	U	0.18	U	0.12	U									
	2,4- Dimethylphenol	mg/kg	1,200	RSL													1.6	U	0.54	U	0.1	U									
	2,4- Dinitrophenol	mg/kg	120	RSL													1.6	U	0.54	U	0.28	U									
	2,4- Dinitrotoluene	mg/kg	16	RSL													0.55	U	0.18	U	0.024	U									
	2,4,5-Trichlorophenol	mg/kg	6,100	RSL													0.55	U Q	0.18	U Q	0.13	U									
	2,4,6- Trichlorophenol	mg/kg	440	RSL													1.6	U Q	0.54	U Q	0.13	U									
	2,6- Dinitrotoluene	mg/kg	61	RSL													0.55	U	0.18	U	0.024	U									
	2-Chloronaphthalene	mg/kg	6,300	RSL													0.067	U	0.022	U	0.023	U									
	2-Chlorophenol	mg/kg	390	RSL													0.55	U	0.18	U	0.35	U									
	2-Methylnaphthalene	mg/kg	2,378	RFA													0.067	U	0.088	D	0.063		18.5								
	2-Methylphenol	mg/kg	3,100	R9													1.6	U	0.54	U	0.43	U									
	2-Nitroaniline	mg/kg	6,100	RSL													0.55	U	0.18	U	0.023	U									
	2-Nitrophenol	mg/kg	NA	NA													0.55	U	0.18	U	0.29	U									
	3 & 4 Methylphenol	mg/kg	NA	NA													1.6	U	0.54	U	0.66	U									
	3,3'-Dichlorobenzidine	mg/kg	11	RSL													1.6	U	0.54	U	0.15	U									
	3-Nitroaniline	mg/kg	NA	NA													1.6	U	0.54	U	0.022	U									
	4,6-Dinitro-2-methylphenol	mg/kg	NA	NA													1.6	U	0.54	U	0.28	U									
	4-Bromophenyl phenyl ether	mg/kg	NA	NA													0.55	U	0.18	U	0.026	U									
	4-Chloro-3-methylphenol	mg/kg	NA	NA													0.55	U	0.18	U	0.39	U									
	4-Chloroaniline	mg/kg	NA	NA													0.55	U	0.18	U	0.04	U									
	4-Chlorophenyl phenyl ether	mg/kg	NA	NA													0.55	U	0.18	U	0.027	U									
	4-Nitroaniline	mg/kg	240	RSL													0.55	U	0.18	U	0.031	U									
	4-Nitrophenol	mg/kg	4,756	RFA													1.6	U	0.54	U	0.41	U									
	Acenaphthene	mg/kg	3,400	RSL	0.044		19	D	0.0033	U	0.0034	U	0.0033	U	0.0033	U	0.36	D	0.13	D	0.13		64.3	0.1		0.0093		0.012		0.0034	U
	Acenaphthylene	mg/kg	NA	NA	0.027		0.66	U	0.0033	U	0.0034	U	0.0033	U	0.0033	U	1.6	D	0.55	D	0.79		56.1	0.0067	U	0.0094		0.078		0.0098	
	Anthracene	mg/kg	22,000	RSL	0.16		31	D	0.0033	U	0.013		0.025		0.0069		3.1	D	1	D	1.3		63.1	0.3	J	0.024		0.054		0.014	
	Benzo[a]anthracene	mg/kg	2.21	RFA	0.71		63	D	0.017		0.081		0.36		0.089		8.6	D	2.9	D	4.9		52.9	0.48	J	0.078		0.25		0.055	
	Benzo[a]pyrene	mg/kg	0.221	RFA	0.58		47	D	0.011		0.081		0.4		0.1		6.8	D	2.5	D	3.7		51.2	0.4	J	0.07		0.26		0.065	
	Benzo[b]fluoranthene	mg/kg	2.21	RFA	0.76	M	54	D	0.015	M	0.1	M	0.48	M	0.12	M	9.1	D M	3.1	D M	6		49.5	0.44	M J	0.099	M	0.4	M	0.089	
	Benzo[g,h,i]perylene	mg/kg	62	R9	0.35		21	D	0.01		0.054		0.25		0.055		4.2	D	1.5	D	1.2		71.8	0.25	J	0.05		0.19		0.05	
	Benzo[k]fluoranthene	mg/kg	22.1	RFA	0.45	M	35	D	0.014	M	0.052	M	0.22	M	0.056	M	5	D M	1.9	D M	1.5		68.4	0.29	M J	0.051	M	0.24	M	0.049	
	Benzoic acid	mg/kg	240,000	RSL													6.8	U	2.3	U	0.3	U									
	Benzyl alcohol	mg/kg	6,100	RSL													0.55	U	0.18	U	0.085	U									
	Bis (2-Chloroisopropyl) ether	mg/kg	29	RSL													0.55	U	0.18	U	0.031	U									
	Bis(2-chloroethoxy)methane	mg/kg	1,783	RFA													0.55	U	0.18	U	0.023	U									
	Bis(2-chloroethyl)ether	mg/kg	2	RSL													0.067	U	0.022	U	0.026	U									
	Bis(2-ethylhexyl) phthalate	mg/kg	35	RSL													0.55	U	0.18	U	0.14	J									
	Butyl benzyl phthalate	mg/kg	2,600	RSL													0.55	U	0.18	U	0.074	U									
	Carbazole	mg/kg	694	RFA													1.1	D	0.4	D	0.64		49.9								
	Chrysene	mg/kg	221	RFA	0.72		64	D	0.019		0.075		0.32		0.088		8.2	D	2.5	D	4.1		59.6	0.47	J	0.079		0.28		0.071	
	Dibenz(a,h)anthracene	mg/kg	0.221	RFA	0.12		7.2	D	0.0033	U	0.013		0.065		0.017		1.2	D	0.59	D	1.1		34.0	0.056		0.0088		0.06		0.012	
	Dibenzofuran	mg/kg	1,189	RFA													0.55	J D	0.2	J D	0.28		53.4								
	Diethyl phthalate	mg/kg	49,000	RSL													0.55	U	0.18	U	0.065	U									
	Dimethyl phthalate	mg/kg	610,000	R9													0.55	U	0.18	U	0.064	U									
	Di-n-butyl phthalate	mg/kg	6,100	RSL													0.55	U	0.18	U	0.081	U									
	Di-n-octyl phthalate	mg/kg	2,400	R9													0.55	U	0.18	U	0.06	U									
	Fluoranthene	mg/kg	2,756	RFA	1.4		160	D	0.042		0.13		0.35		0.087		19	D	5.5	D	9.4		61.5	1.2	J	0.16		0.39		0.12	
	Fluorene	mg/kg	7,366	RFA	0.04		11	D	0.0033	U	0.0034	U	0.01		0.0033	U	1	D	0.32	D M	0.44		61.9	0.12	J	0.012		0.015		0.0073	
	Hexachlorobenzene	mg/kg	3	RSL													0.067	U	0.022	U	0.029	U									
	Hexachlorobutadiene	mg/kg	62	RSL													0.55	UQ	0.18	U Q	0.063	U									
	Hexachlorocyclopentadiene	mg/kg	370	R9													0.55	U	0.18	U	0.053	U									
	Hexachloroethane	mg/kg	350	RSL													0.55	U	0.18	U	0.034	U									
	Indeno[1,2,3-cd]pyrene	mg/kg	2.21	RFA	0.32		21	D	0.007		0.043		0.21		0.05		4.1	D	1.5	D	2.4		49.5	0.22	J	0.046		0.2		0.046	
	Isophorone	mg/kg	5,100	RSL													0.55	U	0.18	U	0.051	U									
	Naphthalene	mg/kg	3,678	RFA	0.015		11	D	0.0033	U	0.008		0.015		0.0033	U	0.17	D	0.074	D	0.11		41.1	0.079		0.012		0.025		0.012	
	Nitrobenzene	mg/kg	48	RSL													0.067	U	0.022	U	0.06	U									
	N-Nitrosodi-n-propylamine	mg/kg	1	RFA													0.55	U	0.18	U	0.071	U									
	N-Nitrosodiphenylamine	mg/kg	990	R9													0.55	U	0.18	U	0.08	U									
	Pentachlorophenol	mg/kg	21	RFA													1.6	U	0.54	U	0.24	U									
	Phenanthrene	mg/kg	2,300	R9	0.66		96	D	0.026		0.059		0.11		0.023		9.2	D	2.8	D	4.8		58.5	0.99	J	0.1		0.14		0.052	
	Phenol	mg/kg	18,000	RSL													0.55	U	0.18	U	0.16	U									
	Pyrene	mg/kg	2,074	RFA	1.1		120	D	0.03		0.11		0.36		0.089		13	D	4	D	7.1		56.9	0.93	J	0.13		0.35		0.096	
																			% RSD Average =				51.1								

See page 7-49 for a list of acronyms and definitions.

Table 7-5-E-1 Ravenna LL 3 Surface and Subsurface Soil Sampling Results: Pesticides and PCBs (1st Data Set)

				Location	Southwest & northwest sides of Bldg. EB-4, 20 feet wide						Northeast side & southeast sides of Bldg. EB-4, 20 feet wide								RI Discrete Sample Location						% RSD
				Sample ID	LL3SS-423M-0001-SO		LL3SB-412M-0101-SO		LL3SB-412M-0102-SO		LL3SS-424M-0001-SO		LL3SB-413M-0101-SO		LL3SB-413M-0102-SO		LL3SB-413M-0103-SO		LL3SD-416M-0001-SO		LL3SD-417M-0001-SD		LL3SD-418M-0001-SO		
				Type Sample	Primary		Primary		Primary		Primary		Primary		Primary		Primary		Primary		QC		QA		
				Sample Date	6/30/2011		6/30/2011		6/30/2011		6/30/2011		6/30/2011		6/30/2011		6/30/2011		7/6/2011		7/6/2011		6/26/2011		
				Sample Depth	0 - 1		1 - 3		3 - 5		0 - 1		1 - 3		3 - 5		5 - 7		0 - 0.5		0 - 0.5		0 - 0.5		
				Min REC or RSL																					
	Parameter	Units	Value	REC or RSL	Value	Q	Value	Q	Value	Q	Value	Q	Value	Q	Value	Q	Value	Q	Value	Q	Value	Q	Value	Q	
Pesticides and PCBs	4,4'-DDD	mg/kg	20	RSL															0.034	U	0.034	U	0.00061	U	
	4,4'-DDE	mg/kg	40.8	RFA															0.034	U	0.034	U	0.036		
	4,4'-DDT	mg/kg	17	RSL															0.034	U	0.034	U	0.001	U	
	Aldrin	mg/kg	0.8	RFA															0.068	U	0.068	U	0.001	U	
	alpha-BHC	mg/kg	0.9	R9															0.068	U Q	0.068	U Q	0.0012	U	
	alpha-Chlordane	mg/kg	NA	NA															0.068	U	0.068	U	0.00061	U	
	beta-BHC	mg/kg	7.7	NA															0.13	J D	0.13	J D Q	0.0012	U	
	Chlordane (Technical)	mg/kg	NA	NA																			0.0082	U	
	delta-BHC	mg/kg	NA	NA															0.068	U	0.068	U Q	0.00061	U	
	Dieldrin	mg/kg	0.9	RFA															0.034	U	0.034	U	0.00061	U	
	Endosulfan I	mg/kg	370	R9															0.034	U	0.034	U	0.0014	U	
	Endosulfan II	mg/kg	370	R9															0.068	U	0.068	U	0.0016	J P	
	Endosulfan sulfate	mg/kg	370	R9															0.068	U	0.068	U	0.0018	U	
	Endrin	mg/kg	17.7	RFA															0.034	U	0.034	U	0.02	P	
	Endrin aldehyde	mg/kg	NA	NA															0.068	U	0.068	U	0.0022	U	
	Endrin ketone	mg/kg	18	R9															0.034	U	0.034	U	0.0016	U	
	gamma-BHC (Lindane)	mg/kg	NA	NA															0.068	U Q	0.068	U Q	0.001	U	
	gamma-Chlordane	mg/kg	16	R9															0.034	U Q	0.034	U Q	0.00061	U	
	Heptachlor	mg/kg	3.1	RFA															0.068	U	0.068	U	0.11	P	
	Heptachlor epoxide	mg/kg	1.5	RFA															0.068	U	0.068	U	0.0031	J P	
	Methoxychlor	mg/kg	310	RSL															0.17	U	0.17	U	0.0014	U	
	Toxaphene	mg/kg	4.4	R9															1	U M	1	U M	0.01	U	
	Aroclor 1016	mg/kg	2	RFA	0.025	U	0.025	U	0.025	U	0.025	U	5	U	0.025	U	0.025	U	0.025	U	0.025	U	0.01	U	
	Aroclor 1221	mg/kg	1.4	RSL	0.025	U	0.025	U	0.025	U	0.025	U	5	U	0.025	U	0.025	U	0.025	U	0.025	U	0.02	U	
	Aroclor 1232	mg/kg	1.4	RSL	0.025	U	0.025	U	0.025	U	0.025	U	5	U	0.025	U	0.025	U	0.025	U	0.025	U	0.028	U	
	Aroclor 1242	mg/kg	2.2	RSL	0.025	U	0.025	U	0.025	U	0.025	U	5	U	0.025	U	0.025	U	0.025	U	0.025	U	0.03	U	
	Aroclor 1248	mg/kg	2	RFA	0.025	U	0.025	U	0.025	U	0.025	U	5	U	0.025	U	0.025	U	0.025	U	0.025	U	0.03	U	
	Aroclor 1254	mg/kg	2	RFA	0.22		0.083		0.13		0.25		100	D	0.45		0.087		0.044	J	0.086		0.087	J	33.9
	Aroclor 1260	mg/kg	2	RFA	0.025	U	0.025	U	0.025	U	0.025	U	5	U	0.025	U	0.025	U	0.025	U	0.025	U	0.012	U	
																					% RSD Average =				33.9

See page 7-49 for a list of acronyms and definitions.

Table 7-5-E-2 Ravenna LL 3 Surface Soil Sampling Results: Pesticides and PCBs (Primary 2nd Data Set)

				Location	RI Discrete Sample Location			
				Sample ID	LL3SD-417M-0001-SD		LL3SD-418M-0001-SO	
			Type Sample		Primary		QA	
			Sample Date		7/6/2011		6/26/2011	
			Sample Depth		0 - 0.5		0 - 0.5	
			Min REC or RSL					
Parameter		Units	Value	REC or RSL	Value	Q	Value	Q
Pesticides and PCBs	4,4'-DDD	mg/kg	20	RSL	0.0034	U	0.00061	U
	4,4'-DDE	mg/kg	40.8	RFA	0.01		0.036	
	4,4'-DDT	mg/kg	17	RSL	0.0034	U	0.0001	U
	Aldrin	mg/kg	0.8	RFA	0.0068	U	0.0001	U
	alpha-BHC	mg/kg	0.9	R9	0.0068	U	0.0012	U
	alpha-Chlordane	mg/kg	NA	NA	0.0068	U	0.00061	U
	beta-BHC	mg/kg	7.7	NA	0.0068	U	0.0012	U
	Chlordane (Technical)	mg/kg	NA	NA			0.0082	U
	delta-BHC	mg/kg	NA	NA	0.0068	U	0.00061	U
	Dieldrin	mg/kg	0.9	RFA	0.0034	U	0.00061	U
	Endosulfan I	mg/kg	370	R9	0.0034	U	0.0014	U
	Endosulfan II	mg/kg	370	R9	0.0068	U	0.0016	
	Endosulfan sulfate	mg/kg	370	R9	0.0068	U	0.0018	U
	Endrin	mg/kg	17.7	RFA	0.0034	U	0.02	
	Endrin aldehyde	mg/kg	NA	NA	0.0052		0.002	U
	Endrin ketone	mg/kg	18	R9	0.025			
	gamma-BHC (Lindane)	mg/kg	NA	NA	0.0068	U	0.0001	U
	gamma-Chlordane	mg/kg	16	R9	0.0034	U	0.00061	U
	Heptachlor	mg/kg	3.1	RFA	0.0068	U	0.11	
	Heptachlor epoxide	mg/kg	1.5	RFA	0.0068	U	0.0031	
	Methoxychlor	mg/kg	310	RSL	0.21		0.0014	U
	Toxaphene	mg/kg	4.4	R9	0.1	U	0.01	U

See page 7-49 for a list of acronyms and definitions

Table 7-6-A Ravenna LL 4 Surface and Subsurface Soil Sampling Results: Metals

				Location	RI Discrete Sample Location						% RSD
				Sample ID	LL4SS-416M-0001-SO		LL4SS-417M-0001-SO		LL4SS-418M-0001-SO		
			Type Sample		Primary		QC		QA		
			Sample Date		6/27/2011		6/27/2011		6/26/2011		
			Sample Depth		0 - 1		0 - 1		0 - 1		
			Min REC or RSL								
	Analyte	Units	Value	REC or RSL	Value	Q	Value	Q	Value	Q	
Metals	Aluminum	mg/kg	34,960	NG	5900	J	7000		7630	B	12.8
	Antimony	mg/kg	136	RFA	0.09	J	0.092	J	0.8		125.1
	Arsenic (0-1')	mg/kg	19.8	BKG1	8.0		8.3		8.9		5.5
	Barium	mg/kg	3,506	NG	67	J	70		148		48.3
	Beryllium	mg/kg	160	RSL	0.48	J D	0.46		0.46		2.5
	Cadmium	mg/kg	109	NG	0.37	J D	0.29		0.22		25.6
	Calcium	mg/kg	NA	NA	4500	J	5200		5310	B	8.8
	Chromium (as Cr-3)	mg/kg	196,942	NG	19		22		55.6		63.1
	Cobalt	mg/kg	70.3	NG	6.3	D	6.6		6.4		2.4
	Copper	mg/kg	27,138	RFA	14		14		18.6		17.1
	Iron	mg/kg	NA	NA	16000	J	17000		18700		7.9
	Lead	mg/kg	4,000	RSL	22		20		24.7		10.6
	Magnesium	mg/kg	NA	NA	1900		2100		2100		5.7
	Manganese	mg/kg	1,450	BKG1	430	D J	480		495		7.3
	Nickel	mg/kg	13,463	RFA	24		47		17.7		52.2
	Potassium	mg/kg	NA	NA	710		730		713		1.5
	Selenium	mg/kg	390	RSL	0.81		0.84		0.81		2.1
	Silver	mg/kg	3,240	RFA	0.25	U	0.039	J	0.017	U	
	Sodium	mg/kg	NA	NA	38	J	51	J	200		93.4
	Thallium	mg/kg	47.6	RFA	0.12	J	0.16	J	0.57		87.9
	Vanadium	mg/kg	1,558	RFA	12		12		11.1		4.4
	Zinc	mg/kg	196,589	RFA	110	D J	82		112	B	16.6
	Chromium, hexavalent	mg/kg	16.4	NG	1		1.2		2.6	U	
	Mercury	mg/kg	165	RFA	0.024	J	0.024	J	0.028		9.1
							% RSD Average =				27.7

See page 7-49 for a list of acronyms and definitions.

Table 7-6-B Ravenna LL 4 Surface and Subsurface Soil Sampling Results: Explosives

				Location	RI Discrete Sample Location					
				Sample ID	LL4SS-416M-0001-SO		LL4SS-417M-0001-SO		LL4SS-418M-0001-SO	
			Type Sample		Primary		QC		QA	
			Sample Date		6/27/2011		6/27/2011		6/26/2011	
			Sample Depth		0 - 1		0 - 1		0 - 1	
			Min REC or RSL							
	Analyte	Units	Value	REC or RSL	Value	Q	Value	Q	Value	Q
Explosives	1,3,5-Trinitrobenzene	mg/kg	15,280	RFA	0.098	U	0.098	U	0.13	U
	1,3-Dinitrobenzene	mg/kg	59.4	RFA	0.098	U	0.098	U	0.08	U
	2,4,6-Trinitrotoluene	mg/kg	211	RFA	0.098	U	0.098	U	0.09	U
	2,4-Dinitrotoluene	mg/kg	7.53	RFA	0.098	U	0.098	U	0.08	U
	2,6-Dinitrotoluene	mg/kg	7.69	RFA	0.098	U	0.098	U	0.07	U
	2-Amino-4,6-dinitrotoluene	mg/kg	128	RFA	0.098	U	0.098	U	0.05	U
	2-Nitrotoluene	mg/kg	60.3	RFA	0.098	U	0.098	U	0.09	U
	3-Nitrotoluene	mg/kg	6.1	RSL	0.098	U	0.098	U	0.07	U
	4-Amino-2,6-dinitrotoluene	mg/kg	128	RFA	0.098	U	0.098	U	0.07	U
	4-Nitrotoluene	mg/kg	816	RFA	0.098	U	0.098	U	0.07	U
	HMX	mg/kg	19,090	RFA	0.098	U	0.098	U	0.12	U
	RDX	mg/kg	1,452	NG	0.098	U	0.098	U	0.14	U
	Nitrobenzene	mg/kg	48	RFA	0.098	U	0.098	U	0.04	U
	Nitroglycerin	mg/kg	816	RFA	0.24	U	0.24	U	0.5	U
	Tetryl	mg/kg	240	RSL	0.098	U	0.098	U	0.09	U
	PETN	mg/kg	NA	NA	0.24	U	0.24	U	0.5	U
	Nitroguanadine	mg/kg	6,100	RSL	0.04	U	0.04	U	0.06	U
	Nitrocellulose	mg/kg	NA	NA	3.2	J	1.9	U	22	J

All results were below the RL. No RSDs were calculated.
See page 7-49 for a list of acronyms and definitions.

Table 7-6-C Ravenna LL 4 Surface and Subsurface Soil Sampling Results: Volatile Organic Compounds

				Location	RI Discrete Sample Location					
				Sample ID	LL4SS-416V-0001-SO		LL4SS-417V-0001-SO		LL4SS-418V-0001-SO	
			Type Sample		Primary		QC		QA	
			Sample Date		8/16/2010		6/26/2011		6/26/2011	
			Sample Depth		0 - 1		0 - 1		0 - 1	
			Min REC or RSL							
	Analyte	Units	Value	REC or RSL	Value	Q	Value	Q	Value	Q
Volatile Organics	1,1,1-Trichloroethane	mg/kg	8700	RSL	0.0084	U	0.0094	U	0.0081	U
	1,1,2,2-Tetrachloroethane	mg/kg	5.6	RSL	0.021	U	0.023	U	0.0049	U
	1,1,2-Trichloroethane	mg/kg	11	RSL	0.021	U	0.023	U	0.0065	U
	1,1-Dichloroethane	mg/kg	33	RSL	0.021	U	0.023	U	0.0089	U
	1,1-Dichloroethene	mg/kg	120	R9	0.021	U	0.023	U	0.013	U
	1,2-Dibromoethane	mg/kg	0.34	RSL	0.021	U	0.023	U	0.0081	U
	1,2-Dichloroethane	mg/kg	4.3	RSL	0.021	U	0.023	U	0.0097	U
	1,2-Dichloroethene (total)	mg/kg	NA	NA	0.0069	U	0.0077	U		
	1,2-Dichloropropane	mg/kg	8.8	RSL	0.0084	U	0.0094	U	0.0057	U
	2-Butanone	mg/kg	22,000	R9	0.084	U	0.094	U	0.081	U
	2-Hexanone	mg/kg	210	RSL	0.042	U	0.047	U	0.055	U
	4-Methyl-2-pentanone	mg/kg	5,300	R9	0.084	U	0.094	U	0.066	U
	Acetone	mg/kg	61,000	RSL	0.17	U	0.19	U	0.051	U
	Benzene	mg/kg	11	RSL	0.021	U	0.023	U	0.004	U
	Bromochloromethane	mg/kg	8.2	R9	0.021	U	0.023	U	0.0065	U
	Bromodichloromethane	mg/kg	2.7	RSL	0.021	U	0.023	U	0.0073	U
	Bromoform	mg/kg	610	RSL	0.021	U	0.023	U	0.0049	U
	Bromomethane	mg/kg	7.3	RSL	0.042	U	0.047	U	0.024	U
	Carbon disulfide	mg/kg	820	RSL	0.021	U	0.023	U	0.012	U
	Carbon tetrachloride	mg/kg	6.1	RSL	0.0084	U	0.0094	U	0.0089	U
	Chlorobenzene	mg/kg	290	RSL	0.0084	U	0.0094	U	0.0065	U
	Chloroethane	mg/kg	30	R9	0.084	U	0.094	U	0.015	U
	Chloroform	mg/kg	2.9	RSL	0.021	U	0.023	U	0.0073	U
	Chloromethane	mg/kg	120	RSL	0.021	U	0.023	U	0.02	U
	cis-1,2-Dichloroethene	mg/kg	NA	NA	0.0084	U	0.0094	U	0.0081	U
	cis-1,3-Dichloropropene	mg/kg	17	RSL	0.0084	U J	0.0094	U	0.0081	U
	Dibromochloromethane	mg/kg	6.8	RSL	0.021	U	0.023	U	0.0065	U
	Ethylbenzene	mg/kg	54	RSL	0.0084	U	0.0094	U	0.0065	U
	Methylene chloride	mg/kg	110	RSL	0.084	U	0.094	U	0.032	U
	Styrene	mg/kg	6,300	RSL	0.0084	U	0.0094	U	0.0049	U
	Tetrachloroethene	mg/kg	4.8	R9	0.021	U	0.023	U	0.0065	U
	Toluene	mg/kg	5,000	RSL	0.021	U	0.023	U	0.0058	J
	trans-1,2-Dichloroethene	mg/kg	NA	NA	0.021	U	0.023	U	0.0089	U
	trans-1,3-Dichloropropene	mg/kg	17	RSL	0.021	U	0.023	U	0.0057	U
	Trichloroethene	mg/kg	0.53	R9	0.021	U	0.023	U	0.0081	U
	Vinyl chloride	mg/kg	0.6	RSL	0.021	U	0.023	U	0.011	U
	Xylene (Total)	mg/kg	630	RSL	0.025	U	0.028	U		

All results were below the RL. No RSDs were calculated.
See page 7-49 for a list of acronyms and definitions.

Table 7-6-D Ravenna LL 4 Surface and Subsurface Soil Sampling Results: Semi-Volatile Organic Compounds

			Location	20 feet wide along north side of G8			Area south of G8, 20 feet wide along south side			Northeast half of G-8			Half width of G8, adjacent to SW end of G8					Southwest end of Sample LL4SS-414-M-0001-SO			RI Discrete Sample Location			% RSD for samples LL2SS-417M	RI Discrete Sample Location		
			Sample ID	LL4SB-407M-0101-SO	LL4SB-407M-0102-SO	LL4SB-407M-0103-SO	LL4SB-410M-0101-SO	LL4SB-410M-0102-SO	LL4SB-410M-0103-SO	LL4SB-411M-0101-SO	LL4SB-411M-0102-SO	LL4SB-411M-0103-SO	LL4SS-412M-0001-SO	LL4SB-413M-0101-SO	LL4SB-413M-0102-SO	LL4SB-413M-0103-SO	LL4SS-414M-0001-SO	LL4SB-415M-0101-SO	LL4SB-415M-0102-SO	LL4SB-415M-0103-SO	LL4SS-416M-0001-SO	LL4SS-417M-0001-SO	LL4SS-418M-0001-SO		LL4SS-419M-0001-SO	LL4SS-420M-0001-SO	LL4SB-421M-0001-SO
			Type Sample	Primary	Primary	Primary	Primary	Primary	Primary	Primary	Primary	Primary	Primary	Primary	Primary	Primary	Primary	Primary	Primary	Primary	Primary	QC	QA		Primary	Primary	Primary
			Sample Date	6/28/2011	6/28/2011	6/28/2011	6/28/2011	6/28/2011	6/28/2011	6/28/2011	6/28/2011	6/28/2011	6/27/2011	6/28/2011	6/28/2011	6/28/2011	6/27/2011	6/28/2011	6/28/2011	6/28/2011	6/27/2011	6/27/2011	6/26/2011		6/27/2011	6/27/2011	6/27/2011
			Sample Depth (ft)	1 - 3	3 - 5	5 - 7	1 - 3	3 - 5	5 - 7	1 - 3	3 - 5	5 - 7	0 - 1	1 - 3	3 - 5	5 - 7	0 - 1	1 - 3	3 - 5	5 - 7	0 - 1	0 - 1	0 - 1		0 - 1	0 - 1	1 - 2
			Min REC or RSL																								
	Parameter	Units	Value	REC or RSL	Value Q	Value Q	Value Q	Value Q	Value Q	Value Q	Value Q	Value Q	Value Q	Value Q	Value Q	Value Q	Value Q	Value Q	Value Q	Value Q	Value Q	Value Q	Value Q		Value Q	Value Q	Value Q
Semivolatile Organics	1,2- Dichlorobenzene	mg/kg	1900	RSL																	0.028 U J	0.028 U	0.024 U				
	1,2,4- Trichlorobenzene	mg/kg	220	RSL																	0.028 U	0.028 U	0.021 U				
	1,3-Dichlorobenzene	mg/kg	530	R9																	0.028 U J	0.028 U	0.02 U				
	1,4-Dichlorobenzene	mg/kg	24	RSL																	0.028 U	0.028 U	0.019 U				
	2,4- Dichlorophenol	mg/kg	180	RSL																	0.028 U	0.028 U	0.12 U				
	2,4- Dimethylphenol	mg/kg	1,200	RSL																	0.082 U	0.082 U	0.1 U				
	2,4- Dinitrophenol	mg/kg	120	RSL																	0.082 U J	0.082 U	0.27 U				
	2,4- Dinitrotoluene	mg/kg	16	RSL																	0.028 U	0.028 U	0.024 U				
	2,4,5-Trichlorophenol	mg/kg	6,100	RSL																	0.028 U	0.028 U	0.13 U				
	2,4,6- Trichlorophenol	mg/kg	440	RSL																	0.082 U	0.082 U	0.13 U				
	2,6- Dinitrotoluene	mg/kg	61	RSL																	0.028 U	0.028 U	0.024 U				
	2-Chloronaphthalene	mg/kg	6,300	RSL																	0.0034 U	0.0034 U	0.023 U				
	2-Chlorophenol	mg/kg	390	RSL																	0.028 U	0.028 U	0.34 U				
	2-Methylnaphthalene	mg/kg	2,378	RFA																	0.045	0.074	0.052 J	26.5			
	2-Methylphenol	mg/kg	3,100	R9																	0.082 U	0.082 U	0.43 U				
	2-Nitroaniline	mg/kg	6,100	RSL																	0.028 U	0.028 U	0.023 U				
	2-Nitrophenol	mg/kg	NA	NA																	0.028 U	0.028 U	0.28 U				
	3 & 4 Methylphenol	mg/kg	NA	NA																	0.082 U	0.082 U	0.66 U				
	3,3'-Dichlorobenzidine	mg/kg	11	RSL																	0.082 U J	0.082 U	0.15 U				
	3-Nitroaniline	mg/kg	NA	NA																	0.082 U J	0.082 U	0.022 U				
	4,6-Dinitro-2-methylphenol	mg/kg	NA	NA																	0.082 U J	0.082 U	0.27 U				
	4-Bromophenyl phenyl ether	mg/kg	NA	NA																	0.028 U	0.028 U	0.025 U				
	4-Chloro-3-methylphenol	mg/kg	NA	NA																	0.028 U	0.028 U	0.39 U				
	4-Chloroaniline	mg/kg	NA	NA																	0.028 U J	0.028 U	0.04 U				
	4-Chlorophenyl phenyl ether	mg/kg	NA	NA																	0.028 U	0.028 U	0.026 U				
	4-Nitroaniline	mg/kg	240	RSL																	0.028 U J	0.028 U	0.03 U				
	4-Nitrophenol	mg/kg	4,756	RFA																	0.082 U	0.082 U	0.41 U				
	Acenaphthene	mg/kg	3,400	RSL	1.5 D	0.27	0.0034 U	0.0033 U	0.0034 U	0.012	0.003 U	0.0034 U	0.0033 U	0.0034 U	0.0034 U	0.0034 U	0.0034 U	0.0034 U	0.0034 U	0.0033 U	0.0034 U	0.0066 J	0.024 U		0.0069	0.082	0.0034 U
	Acenaphthylene	mg/kg	NA	NA	0.0 U	0.01 U	0.0034 U	0.0033 U	0.0034 U	0.055	0.021	0.0034 U	0.0033 U	0.011	0.0034 U	0.0034 U	0.0034 U	0.0079	0.0034 U	0.0034 U	0.0033 U	0.024	0.020	0.03 J	20.4	0.0034 U	0.022	0.0034 U
	Anthracene	mg/kg	22,000	RSL	2.4 D	0.42	0.0066 J	0.0067	0.0034 U	0.15	0.052	0.0034 U	0.0068	0.012	0.0034 U	0.0034 U	0.0034 U J	0.031	0.0034 U	0.0034 U	0.080	0.046 J	0.033	0.06 J	29.1	0.0095	0.160	0.0034 U
	Benzo[a]anthracene	mg/kg	2.21	RFA	3.3 D	0.62	0.01	0.030	0.0083	0.56	0.16	0.0034 U	0.022	0.032	0.0076	0.0034 U	0.0034 U	0.057	0.0034 U	0.0034 U	0.095	0.110	0.087	0.31	72.6	0.034	0.480	0.015
	Benzo[a]pyrene	mg/kg	0.221	RFA	2.9 D	0.53	0.0094	0.036	0.0095	0.57	0.16	0.0034 U	0.029	0.043	0.014	0.0034 U	0.0034 U	0.060	0.0034 U	0.0034 U	0.077	0.130 M	0.110	0.32	62.1	0.030	0.380	0.013
	Benzo[b]fluoranthene	mg/kg	2.21	RFA	3.1 D M	0.63 M	0.011	0.066 M	0.017 M	1.10 M	0.31 M	0.0034 U	0.066 M	0.079 M	0.017 M	0.0034 U	0.0034 U	0.140 M	0.0093 M	0.0034 U	0.087	0.270 M	0.250 M	0.69	61.6	0.053 M	0.510 M	0.019 M
	Benzo[g,h,i]perylene	mg/kg	62	R9	1.9 D	0.36	0.0034 U	0.028	0.0082	0.45	0.13	0.0034 U	0.025	0.036 M	0.017	0.0034 U	0.0034 U	0.049	0.0034 U	0.0034 U	0.095	0.140	0.120	0.14	8.7	0.023 M	0.220	0.0089
	Benzo[k]fluoranthene	mg/kg	22.1	RFA	1.9 D M	0.32 M	0.007 M	0.025 M	0.0085 M	0.50 M	0.16 M	0.0034 U	0.018 M	0.046 M	0.007 M	0.0034 U	0.0034 U	0.056 M	0.0034 U	0.0034 U	0.089	0.120 M	0.076 M	0.17	38.6	0.022 M	0.260 M	0.0092 M
	Benzoic acid	mg/kg	240,000	RSL																		0.340 U J	0.340 U	0.3 U				
	Benzyl alcohol	mg/kg	6,100	RSL																		0.028 U	0.028 U	0.084 U				
	bis (2-Chloroisopropyl) ether	mg/kg	29	RSL																		0.028 U	0.028 U	0.03 U				
	Bis(2-chloroethoxy)methane	mg/kg	1,783	RFA																		0.028 U	0.028 U	0.023 U				
	Bis(2-chloroethyl)ether	mg/kg	2	RSL																		0.0034 U	0.0034 U	0.025 U				
	Bis(2-ethylhexyl) phthalate	mg/kg	35	RSL																		0.130	0.150	0.18 J	16.4			
	Butyl benzyl phthalate	mg/kg	2,600	RSL																		0.028 U	0.028 U	0.074 U				
	Carbazole	mg/kg	694	RFA																		0.028 U	0.028 U	0.028 U				
	Chrysene	mg/kg	221	RFA	3.0 D	0.56	0.011	0.051	0.015	0.88	0.23	0.0034 U	0.045	0.059	0.008	0.0034 U	0.0034 U	0.130	0.0034 U	0.0034 U	0.087	0.210 J	0.140	0.43	58.2	0.036	0.430	0.017
	Dibenz(a,h)anthracene	mg/kg	0.221	RFA	0.38 D	0.069	0.0034 U	0.0033 U	0.0034 U	0.16	0.036	0.0034 U	0.0033 U	0.0034 U	0.0034 U	0.0034 U	0.0034 U	0.013	0.0034 U	0.0034 U	0.0033 U	0.028	0.027	0.086	71.9	0.0034 U	0.065 M	0.0034 U
	Dibenzofuran	mg/kg	1,189	RFA																		0.018 J	0.020 J	0.024 J	14.8			
	Diethyl phthalate	mg/kg	49,000	RSL																		0.028 U	0.028 U	0.065 U				
	Dimethyl phthalate	mg/kg	610,000	R9																		0.028 U	0.028 U	0.064 U				
	Di-n-butyl phthalate	mg/kg	6,100	RSL																		0.018 J	0.028 U	0.15 J				
	Di-n-octyl phthalate	mg/kg	2,400	R9																		0.028 U	0.028 U	0.06 U				
	Fluoranthene	mg/kg	2,756	RFA	10.0 D	1.90	0.03	0.041	0.014	0.85	0.19	0.0034 U	0.034	0.059	0.011	0.0034 U	0.0034 U	0.077	0.0072	0.0034 U	0.087	0.250 J	0.140	0.26	30.7	0.070	1.100	0.033
	Fluorene	mg/kg	7,366	RFA	1.3 D	0.24	0.0034 U	0.0033 U	0.0034 U	0.022	0.0072	0.0034 U	0.0033 U	0.0034 U	0.0034 U	0.0034 U	0.0034 U	0.0034 U	0.0034 U	0.0034 U	0.071	0.0097	0.010	0.025 U		0.0083	0.075	0.0034 U
	Hexachlorobenzene	mg/kg	3	RSL																		0.0034 U	0.0034 U	0.028 U				
	Hexachlorobutadiene	mg/kg	62	RSL																		0.028 U	0.028 U	0.063 U				
	Hexachlorocyclopentadiene	mg/kg	370	R9																		0.028 U	0.028 U	0.053 U				
	Hexachloroethane	mg/kg	350	RSL																		0.028 U	0.028 U	0.033 U				
	Indeno[1,2,3-cd]pyrene	mg/kg	2.21	RFA	1.6 D	0.30	0.0034 U	0.023	0.0072 M	0.39	0.11	0.0034 U	0.019	0.031 M	0.014	0.0034 U	0.0034 U	0.046	0.0034 U	0.0034 U	0.073	0.100	0.087	0.2	47.9	0.022	0.200	0.0079
	Isophorone	mg/kg	5,100	RSL																		0.028 U	0.028 U	0.051 U				
	Naphthalene	mg/kg	3,678	RFA	0.21 D	0.038	0.0034 U	0.0033 U	0.0034 U	0.0034 U	0.0033 U	0.0034 U	0.0033 U	0.01	0.0034 U	0.0034 U	0.0034 U	0.0034 U	0.0034 U	0.0034 U	0.0033 U	0.031	0.056	0.05 J	28.6	0.015	0.020	0.0034 U
	Nitrobenzene	mg/kg	48	RSL																		0.0034 U	0.0034 U	0.06 U				
	N-Nitrosodi-n-propylamine	mg/kg	1	RFA																		0.028 U	0.028 U	0.071 U				
	N-Nitrosodiphenylamine	mg/kg	990	R9																		0.028 U	0.028 U	0.079 U				
	Pentachlorophenol	mg/kg	21	RFA																		0.082 U J	0.082 U	0.24 U				
	Phenanthrene	mg/kg	2,300	R9	9.3 D	1.8	0.027	0.0093	0.0071	0.21	0.045	0.0034 U	0.0096	0.03	0.0034 U	0.0034 U	0.0034 U	0.027	0.0034 U	0.0034 U	0.084	0.110	0.068	0.12	27.8	0.052	0.750	0.027
	Phenol	mg/kg	18,000	RSL																		0.028 U	0.028 U	0.16 U				
	Pyrene	mg/kg	2,074	RFA	7.3 D	1.4	0.023	0.038	0.014	0.83	0.23	0.0034 U	0.035	0.057	0.010	0.0034 U	0.0034 U	0.140	0.0034 U	0.0034 U	0.088	0.230	0.140	0.47	60.9	0.057	0.860	0.027
	Only analyzed for PAHs																						% RSD Average =		37.6			

See page 7-49 for a list of acronyms and definitions.

Table 7-6-E-1 Ravenna LL 4 Surface and Subsurface Soil Sampling Results: Pesticides and PCBs (1st Data Set)

				Location	RI Discrete Sample Location					
				Sample ID	LL4SS-416M-0001-SO		LL4SS-417M-0001-SO		LL4SS-418M-0001-SO	
			Type Sample		Primary		QC		QA	
			Sample Date		6/27/2011		6/27/2011		6/26/2011	
			Sample Depth		0 - 1		0 - 1		0 - 1	
			Min REC or RSL							
Parameter		Units	Value	REC or RSL	Value	Q	Value	Q	Value	Q
Pesticides and PCBs	4,4'-DDD	mg/kg	20	RSL	0.014	U J	0.0068	U	0.0003	U
	4,4'-DDE	mg/kg	40.8	RFA	0.014	U J	0.0068	U	0.0025	P
	4,4'-DDT	mg/kg	17	RSL	0.014	U J	0.0068	U	0.0072	
	Aldrin	mg/kg	0.8	RFA	0.027	U	0.041	U	0.00051	U
	alpha-BHC	mg/kg	0.9	R9	0.027	U J	0.041	U	0.00061	U
	alpha-Chlordane	mg/kg	NA	NA	0.027	U	0.041	U	0.0003	U
	beta-BHC	mg/kg	7.7	NA	0.027	U	0.041	U	0.00061	U
	Chlordane (Technical)	mg/kg	NA	NA			0		0.0041	U
	delta-BHC	mg/kg	NA	NA	0.027	U Q	0.041	U Q	0.0019	J
	Dieldrin	mg/kg	0.9	RFA	0.014	U	0.0068	U	0.0003	U
	Endosulfan I	mg/kg	370	R9	0.014	U J	0.0068	U	0.0029	P
	Endosulfan II	mg/kg	370	R9	0.027	U	0.014	U	0.00061	J P
	Endosulfan sulfate	mg/kg	370	R9	0.027	U	0.014	U	0.00091	U
	Endrin	mg/kg	17.7	RFA	0.014	U	0.0068	U	0.0046	P
	Endrin aldehyde	mg/kg	NA	NA	0.027	U	0.014	U	0.0011	U
	Endrin ketone	mg/kg	18	R9	0.014	U J	0.0068	U	0.00081	U
	gamma-BHC (Lindane)	mg/kg	NA	NA	0.027	U Q	0.014	U Q	0.00051	U
	gamma-Chlordane	mg/kg	16	R9	0.014	U Q	0.0068	U Q	0.0003	U
	Heptachlor	mg/kg	3.1	RFA	0.027	U	0.014	U	0.0087	P
	Heptachlor epoxide	mg/kg	1.5	RFA	0.027	U	0.014	U	0.00051	U
	Methoxychlor	mg/kg	310	RSL	0.067	U	0.034	U	0.0056	
	Toxaphene	mg/kg	4.4	R9	0.410	U	0.2	U M	0.0051	U
	Aroclor 1016	mg/kg	2	RFA	0.025	U/U H (RE)	0.025	U	0.01	U
	Aroclor 1221	mg/kg	1.4	RSL	0.025	U/U H (RE)	0.025	U	0.02	U
	Aroclor 1232	mg/kg	1.4	RSL	0.025	U/U H (RE)	0.025	U	0.027	U
	Aroclor 1242	mg/kg	2.2	RSL	0.025	U/U H (RE)	0.025	U	0.029	U
	Aroclor 1248	mg/kg	2	RFA	0.025	U/U H (RE)	0.025	U	0.029	U
	Aroclor 1254	mg/kg	2	RFA	0.025	U/U H (RE)	0.025	U	0.023	U
	Aroclor 1260	mg/kg	2	RFA	0.025	U/U H J (RE)	0.025	U	0.012	U

All results were below the RL. No RSDs were calculated.
See page 7-49 for a list of acronyms and definitions.

Table 7-6-E-2 Ravenna LL 4 Surface Soil Sampling Results: Pesticides and PCBs (Primary 2nd Data Set)

				Location	RI Discrete Sample Location			
				Sample ID	LL4SS-417M-0001-SO		LL4SS-418M-0001-SO	
			Type Sample		Primary		QA	
			Sample Date		6/27/2011		6/26/2011	
			Sample Depth		0 - 1		0 - 1	
			Min REC or RSL					
Parameter		Units	Value	REC or RSL	Value	Q	Value	Q
Pesticides and PCBs	4,4'-DDD	mg/kg	20	RSL	0.00069	U	0.0003	U
	4,4'-DDE	mg/kg	40.8	RFA	0.0016		0.0025	
	4,4'-DDT	mg/kg	17	RSL	0.00074		0.0072	
	Aldrin	mg/kg	0.8	RFA	0.0014	U	0.00051	U
	alpha-BHC	mg/kg	0.9	R9	0.0014	U	0.00061	U
	alpha-Chlordane	mg/kg	NA	NA	0.0014	U		
	beta-BHC	mg/kg	7.7	NA	0.0046		0.00061	U
	Chlordane (Technical)	mg/kg	NA	NA			0.0041	U
	delta-BHC	mg/kg	NA	NA	0.0014	U	0.0019	
	Dieldrin	mg/kg	0.9	RFA	0.00069	U	0.0003	U
	Endosulfan I	mg/kg	370	R9	0.00069	U	0.0029	
	Endosulfan II	mg/kg	370	R9	0.0014	U	0.00061	
	Endosulfan sulfate	mg/kg	370	R9	0.0014	U	0.00091	U
	Endrin	mg/kg	17.7	RFA	0.00069	U	0.0046	
	Endrin aldehyde	mg/kg	NA	NA	0.0031		0.0011	U
	Endrin ketone	mg/kg	18	R9	0.00069	U	0.00081	U
	gamma-BHC (Lindane)	mg/kg	NA	NA	0.0014	U	0.00051	U
	gamma-Chlordane	mg/kg	16	R9	0.00069	U	0.0003	U
	Heptachlor	mg/kg	3.1	RFA	0.0014	U	0.0087	
	Heptachlor epoxide	mg/kg	1.5	RFA	0.0014	U	0.00051	U
	Methoxychlor	mg/kg	310	RSL	0.0063		0.0056	
	Toxaphene	mg/kg	4.4	R9	0.02	U	0.0051	U

See page 7-49 for a list of acronyms and definitions.

Table 7-7-A Ravenna LL 12 Surface and Subsurface Soil Sampling Results: Metals

				Location	RI Discrete Sample Locations							RI Discrete Sample Locations			
				Sample ID	LL12SS-300M-0001-SO		LL12SS-301M-0001-SO		LL12SS-302M-0001-SO		% RSD	LL12SS-303M-0001-SO		LL12SS-304M-0001-SO	
			Type Sample		Primary		QC		QA			Primary		Primary	
			Sample Date		7/6/2011		7/6/2011		7/3/2011			6/27/2011		6/27/2011	
			Sample Depth		0 - 1		0 - 1		0 - 1			0 - 1		0 - 1	
			Min REC or RSL												
	Analyte	Units	Value	REC or RSL	Value	Q	Value	Q	Value	Q		Value	Q	Value	Q
Metals	Aluminum	mg/kg	34,960	NG	20000	D	24000	D	19500	B	11.7				
	Antimony	mg/kg	136	RFA	0.96		1.4	J D	2.7		53.6				
	Arsenic (0-1')	mg/kg	19.8	BKG1	16		12		8.9		28.9	11		11	
	Barium	mg/kg	3,506	NG	79		84	D	75.4		5.4				
	Beryllium	mg/kg	160	RSL	0.86	J D	0.94	D	0.67		16.8				
	Cadmium	mg/kg	109	NG	1	J D	1.4	J D	0.75		31.2				
	Calcium	mg/kg	NA	NA	17000	D	19000	D	14700	B	12.7				
	Chromium (as Cr-	mg/kg	196,942	NG	57		58		150		60.5				
	Cobalt	mg/kg	70.3	NG	7.4	D	6.7	D	5.1		18.4				
	Copper	mg/kg	27,138	RFA	440		650	D	665		21.5				
	Iron	mg/kg	NA	NA	25000		25000		22200		6.7				
	Lead	mg/kg	4,000	RSL	67		110	D	88.4		24.3				
	Magnesium	mg/kg	NA	NA	4200		4300		3760		7.0				
	Manganese	mg/kg	1,450	BKG1	1200	D	820	D	670		30.5				
	Nickel	mg/kg	13,463	RFA	51		54		42.9		11.6				
	Potassium	mg/kg	NA	NA	980		980		1120		7.9				
	Selenium	mg/kg	390	RSL	1.4		1.2		1.5		11.2				
	Silver	mg/kg	3,240	RFA	0.26	J D	0.32	J D	0.017	U					
	Sodium	mg/kg	NA	NA	110		130		350		67.7				
	Thallium	mg/kg	47.6	RFA	0.099	J	1.3	U	0.84		81.2				
	Vanadium	mg/kg	1,558	RFA	19		21		14.8		17.3				
	Zinc	mg/kg	196,589	RFA	280	D	340	D	237	B	18.1				
	Chromium, hexav	mg/kg	16.4	NG	0.82	U	0.29	J	2.7	U					
	Mercury	mg/kg	165	RFA	0.088		0.11		0.064		26.3				
							% RSD Average =				25.9				

See page 7-49 for a list of acronyms and definitions.

Table 7-7-B Ravenna LL 12 Surface and Subsurface Soil Sampling Results: Explosives

				Location	RI Discrete Sample Locations						
				Sample ID	LL12SS-300M-0001-SO		LL12SS-301M-0001-SO		LL12SS-302M-0001-SO		% RSD
			Type Sample		Primary		QC		QA		
			Sample Date		7/3/2011		7/6/2011		7/3/2011		
			Sample Depth		0 - 1		0 - 1		0 - 1		
			Min REC or RSL								
	Parameters	Units	Value	REC or RSL	Value	Q	Value	Q	Value	Q	
Explosives	1,3,5-Trinitrobenzene	mg/kg	15,280	RFA	0.097	U	0.1	U	0.13	U	
	1,3-Dinitrobenzene	mg/kg	59.4	RFA	0.097	U	0.1	U	0.08	U	
	2,4,6-Trinitrotoluene	mg/kg	211	RFA	0.097	U	0.1	U	0.24	J P	
	2,4-Dinitrotoluene	mg/kg	7.53	RFA	0.097	U	0.1	U	0.08	U	
	2,6-Dinitrotoluene	mg/kg	7.69	RFA	0.097	U	0.1	U	0.07	U	
	2-Amino-4,6-dinitrotoluene	mg/kg	128	RFA	0.097	U	0.1	U	0.05	U	
	2-Nitrotoluene	mg/kg	60.3	RFA	0.097	U	0.1	U	0.09	U	
	3-Nitrotoluene	mg/kg	6.1	RSL	0.097	U	0.1	U	0.07	U	
	4-Amino-2,6-dinitrotoluene	mg/kg	128	RFA	0.097	U	0.1	U	0.07	U	
	4-Nitrotoluene	mg/kg	816	RFA	0.097	U	0.1	U	0.07	U	
	RDX	mg/kg	1,452	NG	0.097	U	0.1	U	0.14	U	
	TETRYL	mg/kg	240	RSL	0.17	J PG	0.25	PG	0.09	U	
	Nitrobenzene	mg/kg	48	RFA	0.097	U	0.2	J PG	0.04	U	
	Nitroglycerin	mg/kg	816	RFA	0.24	U	0.25	U	0.5	U	
	HMX	mg/kg	19,090	RFA	0.097	U	0.1	U	0.12	U	
	PETN	mg/kg	NA	NA	0.24	U	0.025	U	0.5	U	
	Nitroguanadine	mg/kg	6,100	RSL	0.04	U	0.04	U	0.06	U	
	Nitrocellulose	mg/kg	NA	NA	2.1	J	2.6	J	22	J	127.5
							% RSD Average =				127.5

See page 7-49 for a list of acronyms and definitions.

Table 7-7-C Ravenna LL 12 Surface and Subsurface Soil Sampling Results: Volatile Organic Compounds

				Location	RI Discrete Sample Locations						% RSD
				Sample ID	LL12SS-300V-0001-SO		LL12SS-301V-0001-SO		LL12SS-302V-0001-SO		
			Type Sample		Primary		QC		QA		
			Sample Date		7/3/2011		7/3/2011		7/3/2011		
			Sample Depth		0 - 1		0 - 1		0 - 1		
			Min REC or RSL								
	Analyte	Units	Value	REC or RSL	Value	Q	Value	Q	Value	Q	
Volatile Organics	1,1,1-Trichloroethane	mg/kg	8700	RSL	0.0091	U	0.007	U	0.0099	U	
	1,1,2,2-Tetrachloroethane	mg/kg	5.6	RSL	0.023	U	0.018	U	0.0059	U	
	1,1,2-Trichloroethane	mg/kg	11	RSL	0.023	U	0.018	U	0.0079	U	
	1,1-Dichloroethane	mg/kg	33	RSL	0.023	U	0.018	U	0.011	U	
	1,1-Dichloroethene	mg/kg	120	R9	0.023	U	0.018	U	0.016	U	
	1,2-Dibromoethane	mg/kg	0.34	RSL	0.023	U	0.018	U	0.0099	U	
	1,2-Dichloroethane	mg/kg	4.3	RSL	0.023	U	0.018	U	0.012	U	
	1,2-Dichloroethene (total)	mg/kg	NA	NA	0.0075	U	0.0058	U			
	1,2-Dichloropropane	mg/kg	8.8	RSL	0.0091	U	0.007	U	0.0069	U	
	2-Butanone	mg/kg	22,000	R9	0.091	U	0.07	U	0.099	U	
	2-Hexanone	mg/kg	210	RSL	0.046	U	0.035	U	0.067	U	
	4-Methyl-2-pentanone	mg/kg	5,300	R9	0.091	U	0.07	U	0.081	U	
	Acetone	mg/kg	61,000	RSL	0.18	U	0.14	U	0.062	U	
	Benzene	mg/kg	11	RSL	0.023	U	0.018	U	0.0049	U	
	Bromochloromethane	mg/kg	8.2	R9	0.023	U	0.018	U	0.0079	U	
	Bromodichloromethane	mg/kg	2.7	RSL	0.023	U	0.018	U	0.0089	U	
	Bromoform	mg/kg	610	RSL	0.023	U	0.018	U	0.0059	U	
	Bromomethane	mg/kg	7.3	RSL	0.046	U	0.035	U	0.03	U	
	Carbon disulfide	mg/kg	820	RSL	0.041	J	0.034	J	0.015	U	
	Carbon tetrachloride	mg/kg	6.1	RSL	0.0091	U	0.007	U	0.011	U	
	Chlorobenzene	mg/kg	290	RSL	0.0091	U	0.007	U	0.0079	U	
	Chloroethane	mg/kg	30	R9	0.091	U	0.07	U	0.019	U	
	Chloroform	mg/kg	2.9	RSL	0.023	U	0.018	U	0.0089	U	
	Chloromethane	mg/kg	120	RSL	0.023	U	0.018	U	0.025	U	
	cis-1,2-Dichloroethene	mg/kg	NA	NA	0.0091	U	0.007	U	0.0099	U	
	cis-1,3-Dichloropropene	mg/kg	17	RSL	0.0091	U	0.007	U	0.0099	U	
	Dibromochloromethane	mg/kg	6.8	RSL	0.023	U	0.018	U	0.0079	U	
	Ethylbenzene	mg/kg	54	RSL	0.0091	U	0.012	J	0.0079	U	
	Methylene chloride	mg/kg	110	RSL	0.091	U	0.073	J	0.039	U Z	
	Styrene	mg/kg	6,300	RSL	0.0091	U	0.007	U	0.0059	U	
	Tetrachloroethene	mg/kg	4.8	R9	0.023	U	0.018	U	0.0079	U	
	Toluene	mg/kg	5,000	RSL	0.016	J	0.05	J	0.013	J	78.0
	trans-1,2-Dichloroethene	mg/kg	NA	NA	0.023	U	0.018	U	0.011	U	
	trans-1,3-Dichloropropene	mg/kg	17	RSL	0.023	U	0.018	U	0.0069	U	
	Trichloroethene	mg/kg	0.53	R9	0.023	U	0.018	U	0.0099	U	
	Vinyl chloride	mg/kg	0.6	RSL	0.023	U	0.018	U	0.014	U	
	Xylene (Total)	mg/kg	630	RSL	0.024	J	0.064	J			
							% RSD Average =				78.0

See page 7-49 for a list of acronyms and definitions.

Table 7-7-D Ravenna LL 12 Surface and Subsurface Soil Sampling Results: Semi-Volatile Organic Compounds

				Location	RI Discrete Sample Location															
				Sample ID	LL12SS-300M-0001-SO		LL12SS-301M-0001-SO		LL12SS-302M-0001-SO		% RSD	LL12SS-303M-0001-SO		LL12SS-304M-0001-SO		LL12SS-305M-0001-SO		LL12SS-306M-0001-SO	
			Type Sample		Primary		QC		QA			Primary		Primary		Primary		Primary	
			Sample Date		7/6/2011		7/6/2011		7/3/2011			6/27/2011		6/27/2011		6/27/2011		6/27/2011	
			Sample Depth (ft)		0 - 1		0 - 1		0 - 1			0 - 1		0 - 1		0 - 1		0 - 1	
			Min REC or RSL																
Parameter		Units	Value	REC or RSL	Value	Q	Value	Q	Value	Q		Value	Q	Value	Q	Value	Q	Value	Q
Semivolatile Organics	1,2- Dichlorobenzene	mg/Kg	1900	RSL	0.35	U Q	0.55	U Q	0.025	U									
	1,2,4- Trichlorobenzene	mg/Kg	220	RSL	0.35	U Q	0.55	U Q	0.11	J									
	1,3-Dichlorobenzene	mg/Kg	530	R9	0.35	U Q	0.55	U Q	0.02	U									
	1,4-Dichlorobenzene	mg/Kg	24	RSL	0.35	U	0.55	U	0.019	U									
	2,4- Dichlorophenol	mg/Kg	180	RSL	0.35	U	0.55	U	0.12	U									
	2,4- Dimethylphenol	mg/Kg	1,200	RSL	1	U	1.6	U	0.1	U									
	2,4- Dinitrophenol	mg/Kg	120	RSL	1	U	1.6	U	0.28	U									
	2,4- Dinitrotoluene	mg/Kg	16	RSL	0.35	U	0.55	U	0.025	U									
	2,4,5-Trichlorophenol	mg/Kg	6,100	RSL	0.35	U Q	0.55	U Q	0.13	U									
	2,4,6- Trichlorophenol	mg/Kg	440	RSL	1	U Q	1.6	U Q	0.13	U									
	2,6- Dinitrotoluene	mg/Kg	61	RSL	0.35	U	0.55	U	0.025	U									
	2-Chloronaphthalene	mg/Kg	6,300	RSL	0.042	U	0.068	U	0.024	U									
	2-Chlorophenol	mg/Kg	390	RSL	0.35	U	0.55	U	0.35	U									
	2-Methylnaphthalene	mg/Kg	2,378	RFA	0.53	D	0.72	D	0.68		15.6								
	2-Methylphenol	mg/Kg	3,100	R9	1	U	1.6	U	0.43	U									
	2-Nitroaniline	mg/Kg	6,100	RSL	1	U	0.55	U	0.024	U									
	2-Nitrophenol	mg/Kg	NA	NA	0.35	U	0.55	U	0.29	U									
	3 & 4 Methylphenol	mg/Kg	NA	NA	1	U	1.6	U	0.66	U									
	3,3'-Dichlorobenzidine	mg/Kg	11	RSL	1	U	1.6	U	0.15	U									
	3-Nitroaniline	mg/Kg	NA	NA	1	U	1.6	U	0.022	U									
	4,6-Dinitro-2-methylphenol	mg/Kg	NA	NA	1	U	1.6	U	0.28	U									
	4-Bromophenyl phenyl ether	mg/Kg	NA	NA	0.35	U	0.55	U	0.026	U									
	4-Chloro-3-methylphenol	mg/Kg	NA	NA	0.35	U	0.55	U	0.39	U									
	4-Chloroaniline	mg/Kg	NA	NA	0.35	U	0.55	U	0.04	U									
	4-Chlorophenyl phenyl ether	mg/Kg	NA	NA	0.35	U	0.55	U	0.027	U									
	4-Nitroaniline	mg/Kg	240	RSL	0.35	U	0.55	U	0.031	U									
	4-Nitrophenol	mg/Kg	4,756	RFA	1	U	1.6	U	0.41	U									
	Acenaphthene	mg/Kg	3,400	RSL	0.57	D	0.75	D	0.57		16.5	0.63	D	3.8	D J	0.28		0.089	
	Acenaphthylene	mg/Kg	NA	NA	0.28	D	0.6	D	0.18		62.1	0.82	D	0.34	D	0.044		0.017	
	Anthracene	mg/Kg	22,000	RSL	2.3	D	3.7	D	2		34.0	3.6	D	10	D J	0.75		0.31	
	Benzo[a]anthracene	mg/Kg	2.21	RFA	5	D	8.3	D	5.5		28.4	9.7	D	19	D J	1.6		0.87	
	Benzo[a]pyrene	mg/Kg	0.221	RFA	4.5	D	6.8	D	4.3		26.7	7.7	D	15	D J	0.93		0.67	
	Benzo[b]fluoranthene	mg/Kg	2.21	RFA	5.2	D M	8.5	D M	7.7		24.1	11	D	19	D M J	2.4		0.91	M
	Benzo[g,h,i]perylene	mg/Kg	62	R9	2.6	D	3.8	D	1.5		43.7	4.3	D	8.7	D J	0.74		0.45	
	Benzo[k]fluoranthene	mg/Kg	22.1	RFA	3.6	D M	4.4	D M	1.4		49.6	5.4	D	8.5	D M J	0.3		0.4	M
	Benzoic acid	mg/Kg	240,000	RSL	4.3	U	6.8	U	0.3	U									
	Benzyl alcohol	mg/Kg	6,100	RSL	0.35	U	0.55	U	0.085	U									
	bis (2-Chloroisopropyl) ether	mg/Kg	29	RSL	0.35	U	0.55	U	0.031	U									
	Bis(2-chloroethoxy)methane	mg/Kg	1,783	RFA	0.35	U	0.55	U	0.024	U									
	Bis(2-chloroethyl)ether	mg/Kg	2	RSL	0.042	U	0.068	U	0.026	U									
	Bis(2-ethylhexyl) phthalate	mg/Kg	35	RSL	0.35	U	0.55	U	0.32										
	Butyl benzyl phthalate	mg/Kg	2,600	RSL	0.35	U	0.55	U	0.075	U									
	Carbazole	mg/Kg	694	RFA	0.68	D	0.98	J D	0.81		18.3								
	Chrysene	mg/Kg	221	RFA	5.4	D	8.1	D	4.7		29.6	10	D	16	D J	1.5		0.69	
	Dibenz(a,h)anthracene	mg/Kg	0.221	RFA	0.75	D	0.96	D	1.2		23.2	1.4	D	2.6	D J	0.014	U	0.14	
	Dibenzofuran	mg/Kg	1,189	RFA	0.45	J D	0.66	J D	0.5		20.4								
	Diethyl phthalate	mg/Kg	49,000	RSL	0.35	U	0.55	U	0.065	U									
	Dimethyl phthalate	mg/Kg	610,000	R9	0.35	U	0.55	U	0.064	U									
	Di-n-butyl phthalate	mg/Kg	6,100	RSL	0.35	U	0.55	U	0.081	U									
	Di-n-octyl phthalate	mg/Kg	2,400	R9	0.35	U	0.55	U	0.06	U									
	Fluoranthene	mg/Kg	2,756	RFA	11	D	16	D	11		22.8	18	D	42	D J	3.5		1.6	
	Fluorene	mg/Kg	7,366	RFA	0.74	D	0.88	D	0.7		12.2	0.88	D	4.1	D J	0.31		0.098	
	Hexachlorobenzene	mg/Kg	3	RSL	0.042	U	0.068	U	0.029	U									
	Hexachlorobutadiene	mg/Kg	62	RSL	0.35	U Q	0.55	U Q	0.063	U									
	Hexachlorocyclopentadiene	mg/Kg	370	R9	0.35	U	0.55	U	0.053	U									
	Hexachloroethane	mg/Kg	350	RSL	0.35	U	0.55	U	0.034	U									
	Indeno[1,2,3-cd]pyrene	mg/Kg	2.21	RFA	2.6	D	3.7	D	2.3		25.7	4	D	8.7	D J	0.72		0.41	
	Isophorone	mg/Kg	5,100	RSL	0.35	U	0.55	U	0.051	U									
	Naphthalene	mg/Kg	3,678	RFA	0.44	D	0.54	D	0.6		15.3	0.23	D	0.64	D M J	0.37		0.091	
	Nitrobenzene	mg/Kg	48	RSL	0.042	U	0.068	U	0.06	U									
	N-Nitrosodi-n-propylamine	mg/Kg	1	RFA	0.35	U	0.55	U	0.072	U									
	N-Nitrosodiphenylamine	mg/Kg	990	R9	0.35	U	0.55	U	0.051	U									
	Pentachlorophenol	mg/Kg	21	RFA	1	U	1.6	U	0.25	U									
	Phenanthrene	mg/Kg	2,300	R9	6.4	D	8.7	D	6.4		18.5	7.9	D	30	D J	2.6		0.94	
	Phenol	mg/Kg	18,000	RSL	0.35	U	0.55	U	0.16	U									
	Pyrene	mg/Kg	2,074	RFA	9	D	13	D	9.3		21.4	15	D	33	D J	2.8		1.3	
	Only analyzed for PAHs						% RSD Average =				26.7								

See page 7-49 for a list of acronyms and definitions.

Table 7-7-E-1 Ravenna LL 12 Surface and Subsurface Soil Sampling Results: Pesticides and PCBs (1st Data Set)

				Location	RI Discrete Sample Locations					
				Sample ID	LL12SS-300M-0001-SO		LL12SS-301M-0001-SO		LL12SS-302M-0001-SO	
			Type Sample		Primary		QC		QA	
			Sample Date		7/6/2011		7/6/2011		7/3/2011	
			Sample Depth		0 - 1		0 - 1		0 - 1	
			Min REC or RSL							
	Parameter	Units	Value	REC or RSL	Value	Q	Value	Q	Value	Q
Pesticides and PCBs	4,4'-DDD	mg/kg	20	RSL	0.034	U M	0.034	U	0.0006	U
	4,4'-DDE	mg/kg	40.8	RFA	0.034	U M	0.034	U	0.031	
	4,4'-DDT	mg/kg	17	RSL	0.034	U	0.034	U	0.001	U
	Aldrin	mg/kg	0.8	RFA	0.068	U	0.068	U	0.001	U
	alpha-BHC	mg/kg	0.9	R9	0.068	U Q	0.068	U Q	0.0012	U
	alpha-Chlordane	mg/kg	NA	NA	0.068	U	0.068	U	0.0006	U
	beta-BHC	mg/kg	7.7	NA	0.068	U Q	0.068	U Q	0.0012	U
	Chlordane (Technical)		NA	NA					0.0082	U
	delta-BHC	mg/kg	NA	NA	0.068	U	0.068	U	0.0006	U
	Dieldrin	mg/kg	0.9	RFA	0.034	U	0.034	U	0.0006	U
	Endosulfan I	mg/kg	370	R9	0.034	U	0.034	U M	0.014	
	Endosulfan II	mg/kg	370	R9	0.068	U	0.068	U	0.0006	U P
	Endosulfan sulfate	mg/kg	370	R9	0.068	U	0.068	U	0.0018	U
	Endrin	mg/kg	17.7	RFA	0.034	U	0.034	U	0.03	P
	Endrin aldehyde	mg/kg	NA	NA	0.068	U	0.068	J D	0.029	P
	Endrin ketone	mg/kg	18	R9	0.08	J D	0.13	D	0.0016	U
	gamma-BHC	mg/kg	NA	NA	0.068	U Q	0.068	U Q		
	gamma-Chlordane	mg/kg	16	R9	0.034	U Q	0.071	J D Q	0.0006	U
	Heptachlor	mg/kg	3.1	RFA	0.068	U	0.068	U	0.071	P
	Heptachlor epoxide	mg/kg	1.5	RFA	0.068	U	0.068	U	0.0082	P
	Lindane		NA	NA					0.001	U
	Methoxychlor	mg/kg	310	RSL	0.17	U	0.17	U	0.0014	U
	Toxaphene	mg/kg	4.4	R9	1	U M	1	U M	0.01	U
	Aroclor 1016	mg/kg	2	RFA	0.13	U	0.13	U	0.01	U
	Aroclor 1221	mg/kg	1.4	RSL	0.13	U	0.13	U	0.021	U
	Aroclor 1232	mg/kg	1.4	RSL	0.13	U	0.13	U	0.028	U
	Aroclor 1242	mg/kg	2.2	RSL	0.13	U	0.13	U	0.03	U
	Aroclor 1248	mg/kg	2	RFA	0.13	U	0.13	U	0.03	U
	Aroclor 1254	mg/kg	2	RFA	0.13	U	0.13	U	1.4	
	Aroclor 1260	mg/kg	2	RFA	0.77	D	0.93	D	0.0120	U

See page 7-49 for a list of acronyms and definitions.

Table 7-7-E-2 Ravenna LL 12 Surface Soil Sampling Results: Pesticides and PCBs (Primary 2nd Data Set)

				Location	RI Discrete Sample Locations			
				Sample ID	LL12SS-301M-0001-SO		LL12SS-302M-0001-SO	
			Type Sample		Primary		QA	
			Sample Date		7/6/2011		7/3/2011	
			Sample Depth		0 - 1		0 - 1	
			Min REC or RSL					
Parameter		Units	Value	REC or RSL	Value	Q	Value	Q
Pesticides and PCBs	4,4'-DDD	mg/kg	20	RSL	0.0034	U	0.00062	U
	4,4'-DDE	mg/kg	40.8	RFA	0.01		0.031	
	4,4'-DDT	mg/kg	17	RSL	0.0034	U	0.001	U
	Aldrin	mg/kg	0.8	RFA	0.0068	U	0.001	U
	alpha-BHC	mg/kg	0.9	R9	0.0068	U	0.0012	U
	alpha-Chlordane	mg/kg	NA	NA				
	beta-BHC	mg/kg	7.7	NA	0.0068	U	0.0012	U
	Chlordane (Technical)		NA	NA			0.0082	U
	delta-BHC	mg/kg	NA	NA	0.0068	U	0.00061	U
	Dieldrin	mg/kg	0.9	RFA	0.0034	U	0.0062	U
	Endosulfan I	mg/kg	370	R9	0.0034	U	0.014	
	Endosulfan II	mg/kg	370	R9	0.0068	U	0.00061	U
	Endosulfan sulfate	mg/kg	370	R9	0.0068	U	0.0018	U
	Endrin	mg/kg	17.7	RFA	0.0034	U	0.03	
	Endrin aldehyde	mg/kg	NA	NA	0.024		0.029	
	Endrin ketone	mg/kg	18	R9	0.0034	U	0.0016	U
	gamma-BHC	mg/kg	NA	NA	0.0068	U	0.0001	U
	gamma-Chlordane	mg/kg	16	R9	0.0034	U		
	Heptachlor	mg/kg	3.1	RFA	0.0068	U	0.071	
	Heptachlor epoxide	mg/kg	1.5	RFA	0.0068	U	0.0082	
	Methoxychlor	mg/kg	310	RSL	0.28		0.0014	U
	Toxaphene	mg/kg	4.4	R9	0.1	U	0.01	U

See page 7-49 for a list of acronyms and definitions.

Table 7-8-A Charlestown Sand and Gravel Quarry Surface Soil Sampling Results: Metals

				Location	Charlestown Sand and Gravel Quarry						% RSD
				Sample ID	CHASS-001M-0001-SO		CHASS-002M-0001-SO		CHASS-003M-0001-SO		
				Type Sample	Primary		QC		QA		
				Sample Date	6/29/2011		6/29/2011		6/29/2011		
				Sample Depth	0 - 1		0 - 1		0 - 1		
				Min REC or RSL							
	Analyte	Units	Value	REC or RSL	Value	Q	Value	Q	Value	Q	
Metals	Aluminum	mg/kg	34,960	NG	4900		4700		4390	B	5.5
	Antimony	mg/kg	136	RFA	0.062	J	0.059	J	0.29	J	96.7
	Arsenic	mg/kg	19.8	BKG1	8.1		8.4		7.8		3.7
	Barium	mg/kg	3,506	NG	27		28		25.3		5.1
	Beryllium	mg/kg	160	RSL	0.28		0.28		0.23		11.0
	Cadmium	mg/kg	109	NG	0.042	J	0.052	J	0.006	U	
	Calcium	mg/kg	NA	NA	640		630		652	B	1.7
	Chromium (as Cr-3)	mg/kg	196,942	NG	11		9.8		13.2		15.2
	Cobalt	mg/kg	70.3	NG	5.2		4.7		4.4		8.5
	Copper	mg/kg	27,138	RFA	13		13		15.5		10.4
	Iron	mg/kg	NA	NA	15000		15000		15400		1.5
	Lead	mg/kg	4,000	RSL	8.3		8.2		8.3		0.7
	Magnesium	mg/kg	NA	NA	1300		1200		1130		7.1
	Manganese	mg/kg	1,450	BKG1	220		220		247		6.8
	Nickel	mg/kg	13,463	RFA	14		13		11.8		8.5
	Potassium	mg/kg	NA	NA	590		540		298		32.8
	Selenium	mg/kg	390	RSL	0.75		0.7		0.51	B	19.4
	Silver	mg/kg	3,240	RFA	0.049	U	0.046	U	0.017	U	
	Sodium	mg/kg	NA	NA	27	J	24	J	175		114.6
	Thallium	mg/kg	47.6	RFA	0.099	J	0.088	J	0.28	J	69.3
	Vanadium	mg/kg	1,558	RFA	10		9.7		8		11.7
	Zinc	mg/kg	196,589	RFA	40		42		40.4	B	2.6
	Chromium, hexavalent	mg/kg	16.4	NG	0.32	J	0.81	U	2.6	U	
	Mercury	mg/kg	165	RFA	0.02	J	0.017	J	0.013		21.1
							% RSD Average =				21.6

See page 7-49 for a list of acronyms and definitions.

Table 7-8-B Charlestown Sand and Gravel Quarry Surface Soil Sampling Results: Explosives

				Location	Charlestown Sand and Gravel Quarry					
				Sample ID	CHASS-001M-0001-SO		CHASS-002M-0001-SO		CHASS-003M-0001-SO	
			Type Sample		Primary		QC		QA	
			Sample Date		6/29/2011		6/29/2011		6/29/2011	
			Sample Depth		0 - 1		0 - 1		0 - 1	
			Min REC or RSL							
Parameters		Units	Value	REC or RSL	Value	Q	Value	Q	Value	Q
Explosives	1,3,5-Trinitrobenzene	mg/kg	15,280	RFA	0.1	U	0.098	U	0.13	U
	1,3-Dinitrobenzene	mg/kg	59.4	RFA	0.1	U	0.098	U	0.08	U
	2,4,6-Trinitrotoluene	mg/kg	211	RFA	0.1	U	0.098	U	0.09	U
	2,4-Dinitrotoluene	mg/kg	7.53	RFA	0.1	U	0.098	U	0.08	U
	2,6-Dinitrotoluene	mg/kg	7.69	RFA	0.1	U	0.098	U	0.07	U
	2-Amino-4,6-dinitrotoluene	mg/kg	128	RFA	0.1	U	0.098	U	0.05	U
	2-Nitrotoluene	mg/kg	60.3	RFA	0.1	U	0.098	U	0.09	U
	3-Nitrotoluene	mg/kg	6.1	RSL	0.1	U	0.098	U	0.07	U
	4-Amino-2,6-dinitrotoluene	mg/kg	128	RFA	0.1	U	0.098	U	0.07	U
	4-Nitrotoluene	mg/kg	816	RFA	0.1	U	0.098	U	0.07	U
	RDX	mg/kg	1,452	NG	0.1	U	0.098	U	0.14	U
	Tetryl	mg/kg	240	RSL	0.25	U	0.098	U	0.09	U
	Nitrobenzene	mg/kg	48	RFA	0.1	U	0.098	U	0.04	U
	Nitroglycerin	mg/kg	816	RFA	0.25	U	0.24	U	0.5	U
	HMX	mg/kg	19,090	RFA	0.1	U	0.098	U	0.12	U
	PETN	mg/kg	NA	NA	0.25	U	0.24	U	0.5	U
	Nitroguanidine	mg/kg	6,100	RSL	0.04	U	0.038	U	0.06	U
	Nitrocellulose	mg/kg	NA	NA	2.3	U	2.1	U	13	U

All results were below the RL. No RSDs were calculated.
See page 7-49 for a list of acronyms and definitions.

Table 7-8-C Charlestown Sand and Gravel Quarry Surface Soil Sampling Results: Volatile Organic Compounds

				Location	Charlestown Sand and Gravel Quarry					
				Sample ID	CHASS-001M-0001-SO		CHASS-002M-0001-SO		CHASS-003M-0001-SO	
			Type Sample		Primary		QC		QA	
			Sample Date		6/29/2011		6/29/2011		6/29/2011	
			Sample Depth		0 - 1		0 - 1		0 - 1	
			Min REC or RSL							
	Analyte	Units	Value	REC or RSL	Value	Q	Value	Q	Value	Q
Volatile Organics	1,1,1-Trichloroethane	mg/kg	8700	RSL	0.011	U	0.011	U	0.011	U
	1,1,2,2-Tetrachloroethane	mg/kg	5.6	RSL	0.027	U	0.028	U	0.0063	U
	1,1,2-Trichloroethane	mg/kg	11	RSL	0.027	U	0.028	U	0.0084	U
	1,1-Dichloroethane	mg/kg	33	RSL	0.027	U	0.028	U	0.012	U
	1,1-Dichloroethene	mg/kg	120	R9	0.027	U	0.028	U	0.017	U
	1,2-Dibromoethane	mg/kg	0.34	RSL	0.027	U	0.028	U	0.011	U
	1,2-Dichloroethane	mg/kg	4.3	RSL	0.027	U	0.028	U	0.013	U
	1,2-Dichloroethene (total)	mg/kg	NA	NA	0.0087	U	0.0093	U		
	1,2-Dichloropropane	mg/kg	8.8	RSL	0.011	U	0.011	U	0.0074	U
	2-Butanone	mg/kg	22,000	R9	0.11	J	0.11	U	0.11	U
	2-Hexanone	mg/kg	210	RSL	0.053	U	0.057	U	0.072	U
	4-Methyl-2-pentanone	mg/kg	5,300	R9	0.11	U	0.11	U	0.087	U
	Acetone	mg/kg	61,000	RSL	0.21	U	0.23	U	0.067	U
	Benzene	mg/kg	11	RSL	0.027	U	0.028	U	0.0053	U
	Bromochloromethane	mg/kg	8.2	R9	0.027	U	0.028	U	0.0084	U
	Bromodichloromethane	mg/kg	2.7	RSL	0.027	U	0.028	U	0.0095	U
	Bromoform	mg/kg	610	RSL	0.027	U	0.028	U	0.0063	U
	Bromomethane	mg/kg	7.3	RSL	0.053	U	0.057	U	0.032	U
	Carbon disulfide	mg/kg	820	RSL	0.027	U	0.028	U	0.016	U
	Carbon tetrachloride	mg/kg	6.1	RSL	0.011	U	0.011	U	0.012	U
	Chlorobenzene	mg/kg	290	RSL	0.011	U	0.011	U	0.0084	U
	Chloroethane	mg/kg	30	R9	0.11	U	0.11	U	0.02	U
	Chloroform	mg/kg	2.9	RSL	0.027	U	0.028	U	0.0095	U
	Chloromethane	mg/kg	120	RSL	0.027	U	0.028	U	0.026	U
	cis-1,2-Dichloroethene	mg/kg	NA	NA	0.011	U	0.011	U	0.011	U
	cis-1,3-Dichloropropene	mg/kg	17	RSL	0.011	U	0.011	U	0.011	U
	Dibromochloromethane	mg/kg	6.8	RSL	0.027	U	0.028	U	0.0084	U
	Ethylbenzene	mg/kg	54	RSL	0.011	U	0.011	U	0.0084	U
	Methylene chloride	mg/kg	110	RSL	0.083	J	0.11	U	0.042	U
	Styrene	mg/kg	6,300	RSL	0.011	U	0.011	U	0.0063	U
	Tetrachloroethene	mg/kg	4.8	R9	0.027	U	0.028	U	0.0084	U
	Toluene	mg/kg	5,000	RSL	0.027	U	0.028	U	0.0074	U
	trans-1,2-Dichloroethene	mg/kg	NA	NA	0.027	U	0.028	U	0.012	U
	trans-1,3-Dichloropropene	mg/kg	17	RSL	0.027	U	0.028	U	0.0074	U
	Trichloroethene	mg/kg	0.53	R9	0.027	U	0.028	U	0.011	U
	Vinyl chloride	mg/kg	0.6	RSL	0.027	U	0.028	U	0.015	U
	m & p-Xylene	mg/kg		RSL		U		U	0.019	U
	o-Xylene	mg/kg		RSL		U		U	0.0084	U
	Xylene (Total)	mg/kg	630	RSL	0.032	U	0.034	U		U

All results were below the RL. No RSDs were calculated.
See page 7-49 for a list of acronyms and definitions.

Table 7-8-D Charlestown Sand and Gravel Quarry Surface Soil Sampling Results: Semi-Volatile Organic Compounds

			Location		Charlestown Sand and Gravel Quarry					
			Sample ID		CHASS-001M-0001-SO		CHASS-002M-0001-SO		CHASS-003M-0001-SO	
			Type Sample		Primary		QC		QA	
			Sample Date		6/29/2011		6/29/2011		6/29/2011	
			Sample Depth (ft)		0 - 1		0 - 1		0 - 1	
			Min REC or RSL							
	Parameter	Units	Value	REC or RSL	Value	Q	Value	Q	Value	Q
Semivolatile Organics	1,2- Dichlorobenzene	mg/kg	1900	RSL	0.027	U	0.027	U	0.024	U
	1,2,4- Trichlorobenzene	mg/kg	220	RSL	0.027	U	0.027	U	0.021	U
	1,3-Dichlorobenzene	mg/kg	530	R9	0.027	U	0.027	U	0.020	U
	1,4-Dichlorobenzene	mg/kg	24	RSL	0.027	U	0.027	U	0.019	U
	2,4- Dichlorophenol	mg/kg	180	RSL	0.027	U	0.027	U	0.120	U
	2,4- Dimethylphenol	mg/kg	1,200	RSL	0.081	U	0.081	U	0.099	U
	2,4- Dinitrophenol	mg/kg	120	RSL	0.081	U	0.081	U	0.270	U
	2,4- Dinitrotoluene	mg/kg	16	RSL	0.027	U	0.027	U	0.024	U
	2,4,5-Trichlorophenol	mg/kg	6,100	RSL	0.027	U	0.027	U	0.130	U
	2,4,6- Trichlorophenol	mg/kg	440	RSL	0.081	U	0.081	U	0.130	U
	2,6- Dinitrotoluene	mg/kg	61	RSL	0.027	U	0.027	U	0.024	U
	2-Chloronaphthalene	mg/kg	6,300	RSL	0.0033	U	0.003	U	0.023	U
	2-Chlorophenol	mg/kg	390	RSL	0.027	U	0.027	U	0.34	U
	2-Methylnaphthalene	mg/kg	2,378	RFA	0.0033	U	0.0033	U	0.025	U
	2-Methylphenol	mg/kg	3,100	R9	0.081	U	0.081	U	0.42	U
	2-Nitroaniline	mg/kg	6,100	RSL	0.027	U	0.027	U	0.023	U
	2-Nitrophenol	mg/kg	NA	NA	0.027	U	0.027	U	0.28	U
	3 & 4 Methylphenol	mg/kg	NA	NA	0.081	U	0.081	U	0.65	U
	3,3'-Dichlorobenzidine	mg/kg	11	RSL	0.081	U	0.081	U	0.15	U
	3-Nitroaniline	mg/kg	NA	NA	0.081	U	0.081	U	0.022	U
	4,6-Dinitro-2-methylphenol	mg/kg	NA	NA	0.081	U	0.081	U	0.27	U
	4-Bromophenyl phenyl ether	mg/kg	NA	NA	0.027	U	0.027	U	0.025	U
	4-Chloro-3-methylphenol	mg/kg	NA	NA	0.027	U	0.027	U	0.38	U
	4-Chloroaniline	mg/kg	NA	NA	0.027	U	0.027	U	0.039	U
	4-Chlorophenyl phenyl ether	mg/kg	NA	NA	0.027	U	0.027	U	0.026	U
	4-Nitroaniline	mg/kg	240	RSL	0.027	U	0.027	U	0.03	U
	4-Nitrophenol	mg/kg	4,756	RFA	0.081	U	0.081	U	0.4	U
	Acenaphthene	mg/kg	3,400	RSL	0.0033	U	0.0033	U	0.024	U
	Acenaphthylene	mg/kg	NA	NA	0.0033	U	0.0033	U	0.024	U
	Anthracene	mg/kg	22,000	RSL	0.0033	U	0.0033	U	0.024	U
	Benzo[a]anthracene	mg/kg	2.21	RFA	0.0033	U	0.0033	U	0.025	U
	Benzo[a]pyrene	mg/kg	0.221	RFA	0.0033	U	0.0033	U	0.023	U
	Benzo[b]fluoranthene	mg/kg	2.21	RFA	0.0033	U	0.0033	U	0.025	U
	Benzo[g,h,i]perylene	mg/kg	62	R9	0.0033	U	0.0033	U	0.022	U
	Benzo[k]fluoranthene	mg/kg	22.1	RFA	0.0033	U	0.0033	U	0.025	U
	Benzoic acid	mg/kg	240,000	RSL	0.340	UM	0.340	U	0.29	U
	Benzyl alcohol	mg/kg	6,100	RSL	0.027	U	0.027	U	0.083	U
	bis (2-Chloroisopropyl) ether	mg/kg	29	RSL	0.027	U	0.027	U	0.03	U
	Bis(2-chloroethoxy)methane	mg/kg	1,783	RFA	0.027	U	0.027	U	0.023	U
	Bis(2-chloroethyl)ether	mg/kg	2	RSL	0.0033	U	0.0033	U	0.025	U
	Bis(2-ethylhexyl) phthalate	mg/kg	35	RSL	0.080		0.081		0.087	U
	Butyl benzyl phthalate	mg/kg	2,600	RSL	0.027	U	0.027	U	0.073	U
	Carbazole	mg/kg	694	RFA	0.027	U	0.027	U	0.028	U
	Chrysene	mg/kg	221	RFA	0.0033	U	0.0033	U	0.025	U
	Dibenz(a,h)anthracene	mg/kg	0.221	RFA	0.0033	U	0.0033	U	0.022	U
	Dibenzofuran	mg/kg	1,189	RFA	0.0033	U	0.0033	U	0.024	U
	Diethyl phthalate	mg/kg	49,000	RSL	0.021	J	0.026	JM	0.064	U
	Dimethyl phthalate	mg/kg	610,000	R9	0.027	U	0.027	U	0.063	U
	Di-n-butyl phthalate	mg/kg	6,100	RSL	0.018	J	0.022	J	0.09	J
	Di-n-octyl phthalate	mg/kg	2,400	R9	0.027	U	0.027	U	0.059	U
	Fluoranthene	mg/kg	2,756	RFA	0.0033	U	0.0033	U	0.026	U
	Fluorene	mg/kg	7,366	RFA	0.0033	U	0.0033	U	0.025	U
	Hexachlorobenzene	mg/kg	3	RSL	0.0033	U	0.0033	U	0.028	U
	Hexachlorobutadiene	mg/kg	62	RSL	0.027	U	0.027	U	0.062	U
	Hexachlorocyclopentadiene	mg/kg	370	R9	0.027	U	0.027	U	0.052	U
	Hexachloroethane	mg/kg	350	RSL	0.027	U	0.027	U	0.033	U
	Indeno[1,2,3-cd]pyrene	mg/kg	2.21	RFA	0.0033	U	0.0033	U	0.023	U
	Isophorone	mg/kg	5,100	RSL	0.027	U	0.027	U	0.05	U
	Naphthalene	mg/kg	3,678	RFA	0.0033	U	0.0033	U	0.021	U
	Nitrobenzene	mg/kg	48	RSL	0.0033	U	0.0033	U	0.059	U
	N-Nitrosodi-n-propylamine	mg/kg	1	RFA	0.027	U	0.027	U	0.07	U
	N-Nitrosodiphenylamine	mg/kg	990	R9	0.027	U	0.027	U	0.077	U
	Pentachlorophenol	mg/kg	21	RFA	0.081	U	0.081	U	0.24	U
	Phenanthrene	mg/kg	2,300	R9	0.0033	U	0.0073		0.026	U
	Phenol	mg/kg	18,000	RSL	0.027	U	0.027	UM	0.16	U
	Pyrene	mg/kg	2,074	RFA	0.0033	U	0.0033	U	0.026	U

All results were below the RL. No RSDs were calculated.
See page 7-49 for a list of acronyms and definitions.

Table 7-8-E Charlestown Sand and Gravel Quarry Surface Soil Sampling Results: Pesticides and PCBs

				Location	Charlestown Sand and Gravel Quarry					
				Sample ID	CHASS-001M-0001-SO		CHASS-002M-0001-SO		CHASS-003M-0001-SO	
			Type Sample		Primary		QC		QA	
			Sample Date		6/29/2011		6/29/2011		6/29/2011	
			Sample Depth		0 - 1		0 - 1		0 - 1	
			Min REC or RSL							
Parameter		Units	Value	REC or RSL	Value	Q	Value	Q	Value	Q
Pesticides and PCBs	4,4'-DDD	mg/kg	20	RSL	0.0014	U	0.0014	U	0.0003	U
	4,4'-DDE	mg/kg	40.8	RFA	0.0014	U	0.0014	U J	0.0003	U
	4,4'-DDT	mg/kg	17	RSL	0.0014	U	0.0014	U	0.0005	U
	Aldrin	mg/kg	0.8	RFA	0.0027	U	0.0027	U J	0.0005	U
	alpha-BHC	mg/kg	0.9	R9	0.0027	U	0.0027	U J	0.0006	U
	alpha-Chlordane	mg/kg	0	NA	0.0027	U	0.0027	U J	0.0003	U
	beta-BHC	mg/kg	7.7	NA	0.0027	U	0.0027	U J	0.0006	U
	delta-BHC	mg/kg	NA	NA	0.0027	U	0.0027	U J	0.0003	U
	Dieldrin	mg/kg	0.9	RFA	0.0014	U	0.0014	U J	0.0005	J P
	Endosulfan I	mg/kg	370	R9	0.0014	U	0.0014	U	0.0007	U
	Endosulfan II	mg/kg	370	R9	0.0027	U	0.0027	U	0.0003	U
	Endosulfan sulfate	mg/kg	370	R9	0.0027	U	0.0027	U	0.0009	U
	Endrin	mg/kg	17.7	RFA	0.0014	U	0.0014	U	0.0004	U
	Endrin aldehyde	mg/kg	0	NA	0.0027	U	0.0027	U	0.0011	U
	Endrin ketone	mg/kg	18	R9	0.0014	U	0.0014	U	0.0008	U
	gamma-BHC	mg/kg	NA	NA	0.0027	U	0.0027	U J	0.0005	U
	gamma-Chlordane	mg/kg	16	R9	0.0014	U	0.0014	U J	0.0003	U
	Heptachlor	mg/kg	3.1	RFA	0.0027	U	0.0027	U	0.0004	U
	Heptachlor epoxide	mg/kg	1.5	RFA	0.0027	U	0.0027	U	0.0005	U
	Methoxychlor	mg/kg	310	RSL	0.0067	U	0.0067	U	0.0021	JP
	Toxaphene	mg/kg	4.4	R9	0.04	U	0.04	U	0.005	U
	Aroclor 1016	mg/kg	2	RFA	0.025	U	0.025	U	0.01	U
	Aroclor 1221	mg/kg	1.4	RSL	0.025	U	0.025	U	0.02	U
	Aroclor 1232	mg/kg	1.4	RSL	0.025	U	0.025	U	0.027	U
	Aroclor 1242	mg/kg	2.2	RSL	0.025	U	0.025	U	0.029	U
	Aroclor 1248	mg/kg	2	RFA	0.025	U	0.025	U	0.029	U
	Aroclor 1254	mg/kg	2	RFA	0.025	U	0.025	U	0.023	U
	Aroclor 1260	mg/kg	2	RFA	0.025	U	0.025	U	0.012	U

All results were below the RL. No RSDs were calculated.
See page 7-49 for a list of acronyms and definitions.

Legend for Tables 7-3 through 7-7:

*Yellow	Highlighted cells designate exceedances of the adult resident farmer
REC	Receptor
RSL	US EPA Regional Screening Level
NG	National Guard Trainee Land Use
RFA	Resident Farmer Adult Land Use
BKG1	Surface Soil Background – Used for screening against surface soil MI samples and 1' – 3' and 3' – 5' subsurface MI samples
BKG2	Subsurface Soil Background – Used for screening against 5' – 7' subsurface MI samples
RSL	Regional Screening Level
R9	US EPA Region 9 Screening Criteria
NA	Not Analyzed
Primary	Primary Horizontal Subsurface MI Sample
Primary V	Primary Vertical Subsurface MI Sample
QC-H	Quality Control Horizontal Subsurface MI Sample
QC-V	Quality Control Vertical Subsurface MI Sample
QA-H	Quality Assurance Horizontal Subsurface MI Sample
WA-V	Quality Assurance Vertical Subsurface MI Sample
RSD	Relative Standard Deviation
RSD%	Relative Standard Deviation Percent
RPD	Relative Percent Difference
RL	Reporting Limit

<u>Data Qualifiers</u>

A	Analyte averaged calibration criteria within acceptable limits
B	Analyte detected in associated Method Blank
D or Dil	Diluted Out
E	No coliform detected in the Total Coliform Analysis
H	Holding time exceeded
J	Estimated value
M	Matrix spike and/or Matrix Spike Duplicate recovery outside acceptable limits
P or G	Concentration of analyte differs more than 40% between primary and confirmation analysis
U	Analyte concentration was not above the detention level
V	Raised quantitation or reporting limit due to dilution from matrix interference
Y	Replicate duplicate precision outside acceptance limits

8.0 QUALITY CONTROL/ASSURANCE

8.1 ANALYTICAL PROBLEM REPORT

The full set of analytical data deliverables were only received on September 28, 2011. Discussion will be provided in an addendum.

8.2 DATA VERIFICATION REPORT

The full set of analytical data deliverables were only received on September 28, 2011. Discussion will be provided in an addendum.

8.3 MATRIX SPIKE AND MATRIX SPIKE DUPLICATES

The full set of analytical data deliverables were only received on September 28, 2011. Discussion will be provided in the Draft Report.

8.4 FIELD QUALITY CONTROL

8.4.1 Equipment Rinsates

Equipment rinsate was collected on July 1 and July 6, 2011. The rinsate samples were submitted to TestAmerica and analyzed for all of the project analytical methods. No contamination was found in these rinsates samples.

8.5 ANALYSES OF TRIPLICATE ISM SAMPLES

To statistically and comprehensively evaluate the total sampling and analysis repeatability for each sample area/decision unit (DU), completely separate replicate ISM samples (collected from a set of systematic random or stratified random locations within the DU that are different from those used for the initial ISM samples) were collected from selected DUs (see Hawaii Dept. of Health, Technical Guidance Manual for the Implementation of the Hawaii State Contingency Plan). The replicate subsurface ISM sample that was sent to the primary laboratory was called the QC or blind duplicate, and the second replicate subsurface ISM sample that was sent to the quality assurance laboratory was called the QA duplicate. The replicates were made up of the same number of aliquots as the initial or primary sample. The replicate samples were prepared and analyzed in the same manner as carried out for the initial sample. Triplicate samples (i.e., initial ISM sample plus two replicates) are preferred and more useful than duplicates for statistical evaluation. The Primary and QC samples were sent to the primary laboratory, and the QA samples were sent to a second independent laboratory.

For sites with a number of sample areas, “batch” type replicates can be used. For example, a triplicate sample in one sample area can provide data for evaluating precision for up to 10 similar sample areas. Each site will be unique in terms of numbers of sample areas and how similar these sample areas are, so decisions on numbers of replicates are unique to each site and are addressed clearly in the Sampling and Analysis Plan (SAP). Replicate sample increments were generally collected along the same approximate directional lines established through the sample area for the initial or primary ISM sample. The replicate samples were sent to the laboratories as “blind” samples, meaning the laboratories did not know they represented replicate samples of the initial or primary ISM samples.

When field sampling is representative, repeat measurements within the same DU would be expected to estimate the average contaminant concentration similarly. Data from replicate sampling are used to determine:

1. The amount of variation from the mean that will be considered when comparing average contaminant concentrations in the sample areas to applicable CUGs and
2. Whether the estimate of average contaminant concentration(s) is adequately representative for the sample areas under investigation.

There are a number of options available for determining what measure of data variation from the mean will be used when evaluating the ISM sample replicate measurements and comparing ISM sample data to the CUGs. The measure of data variation from the mean that is chosen is a function of the DQO for the site investigation. Two common approaches are:

1. Use of the RSD of the triplicate values, or
2. Use of the 95 percent Upper Confidence Level (UCL) of the replicate (triplicate) values.

The field replicate data collected for sample areas are also used to demonstrate that the investigation error for each contaminant is within a reasonable range that supports a conclusion that average contaminant concentrations (e.g., mean plus standard deviation or 95 percent UCL of the mean) are below or above the relevant CUG. In other words, this evaluation addresses the question of whether the data are good enough to make a decision that the average contaminant concentration is below or above the CUG.

Typically, the Relative Standard Deviation (RSD) of the field replicates (triplicates) is used for this evaluation. The RSD is expressed as a percentage and is calculated using the following formula:

$$\text{RSD}(\%) = 100 * (\text{Standard Deviation}/\text{Average})$$

The lower the RSD(%) of the replicate data the better the quality of measurement is. Generally, an RSD(%) of approximately 35 or less indicates the amount of estimated total error is within a reasonable range for decision making. However, this evaluation will also depend on the DQO established for the site investigation, as well as how close the contaminant concentrations are to the relevant CUGs. For example, if the RSD(%) of replicates for a contaminant concentration in a sample area was determined to be 40 to 50, but the contaminant concentration was a factor or 3 or 4 below the relevant CUG, then a decision that the contaminant is below levels of concern would still be valid. In general, the closer the contaminant level is to the CUG, the more impact this statistical measure will have on site decisions.

The ISM sampling approach provides averages that approximate a statistically “normal distribution” if the RSD(%) of replicates is reasonably low (this is assumed, for example, when determining the 95 percent UCL of replicate data). The higher the RSD(%), the less confidence there is that the averages approximate a normal distribution, and that the average contaminant concentrations are adequately representative of the sample areas. As the RSD(%) exceeds 50, and if the average sample area concentrations are near the relevant CUGs, there is increasing uncertainty that the data are adequately representative. In this case, additional ISM sampling may be necessary, utilizing a larger number of sample increments and/or larger sample increment masses to obtain a more representative measure of the (very heterogeneous) contaminant concentrations in the sample area. Careful evaluation of the sample processing and analysis procedures would also be indicated. In some cases, grinding samples may serve to reduce the RSD(%) and provide more representative sampling data. As the RSD(%) approaches 100 there is little confidence that the sampling data are useful for decision making.

A summary of the RSDs of the surface soil samples is provided in Table 8-1. The RSDs were only calculated for a given chemical when there were detections in the primary, field duplicate, and blind duplicate samples. An average of the RSDs associated with a given analysis was then calculated. For instance, if there were RSD(%)s of 8, 7, 9, 5, 12, and 13 for metals of a given set of primary, field duplicates, and blind duplicates, then the average RSD(%) for metals for that sample group would be 9. For some chemical groups there were more RSDs typically than for others. For instance, there were generally many more individual RSDs for metals than for PCBs. From Table 8-1:

- Average RSD(%) of 82 individual metals was 21, with RSD(%)s for individual metals ranging from 2 to 132;
- Average RSD(%) of 15 individual SVOCs was 33~~%~~, with RSD(%)s for individual SVOCs ranging from 6 to 73;

The average and the vast majority of the metals RSDs indicated excellent repeatability. The much larger RSDs for the other contaminant groups reflect averages based on very few detections of generally very low values. In summary, the use of 30 increments in a surface soil sample is adequate for situations where there is minimal variation and thus provides a good evaluation of the field and laboratory processing.

Summaries of the relative standard deviations, RSD (%)s of the horizontal subsurface soil ISM samples are provided on Table 8-1. The same general trends noted for the surface soil ISM samples were observed with the subsurface soil ISM samples. Thus, from Table 8-1 for horizontal subsurface soil ISM samples:

- Average RSD(%) of 59 individual metals was 41, with RSDs for individual metals ranging from 3 to 151;
- Average RSD(%) of 5 SVOCs was 47, with RSD(%)s for individual SVOCs ranging from 16 to 58;
- Average RSD(%) of 3 PCBs was 62, with RSDs for individual PCBs ranging from 15 to 116..

1 **Table 8-1: Characterization Sampling ISM Repeatability (Prudent Surface Soil & Subsurface Soil Horizontal ISM Sampling Below/Adjacent to Footprints of Selected Buildings at LLs- 1, 2, 3, 4)**

Approx Date	Group Doing ISM Sampling	Document With ISM Sampling Results	Reason for Sampling/ Sampling Details- Procedures	Load Line	Building Number or Area	Building Characteristic	Sample ID	Type Sample	Sample Date	Sample Depth	Depth Below Surface	Adult Surface or Subsurface Sediment	Chemicals Analyzed	Non-Metals w/Values Greater Than Adult Farmer Clean-up Goals					
														PCB 1254 (mg/kg)	B(a)A (mg/kg)	B(b)F (mg/kg)	B(a)P (mg/kg)	D(a,h)A (mg/kg)	I(1,2,3-cd)P (mg/kg)
7-2011	Prudent	None	Previously Determined Areas of Subsurface Soil Contamination	1	CB-4A	NE-SE Side 20 ft. wide	LL1SB-644M-0101-SO	Primary	7/5/2011	1' - 3'	1' - 3'	Subsurface	Full Suite	0.79	0.021	0.028	0.019	0.007	0.014
							LL1SB-645M-0101-SO	QC						1.4	0.019	0.028	0.019	u	0.013
							LL1SB-646M-0101-SO	QA						0.44	0.026	u	u	u	u
													%RSD	55%	16%				
							LL1SB-644M-0102-SO	Primary		3' - 5'	3' - 5'	Subsurface	Full Suite	14	0.13	0.15	0.1	0.018	0.059
							LL1SB-645M-0102-SO	QC						18	0.12	0.13	0.099	0.014	0.058
							LL1SB-646M-0102-SO	QA						14	0.31	0.32	0.25	u	0.13
													%RSD	15%	57%	52%	58%		50%
							LL1SB-644M-0103-SO	Primary		5' - 7'	5' - 7'	Subsurface	Full Suite	1.8	u	0.01	0.007	u	u
							LL1SB-645M-0103-SO	QC						0.28	u	u	u	u	u
							LL1SB-646M-0103-SO	QA						0.23	u	u	u	u	u
													%RSD	116%					
							AVERAGE RSD = 51 %												
			Collect ISM Sample Over Previous RI Discrete Sample Location	2	RI-165		LL2SS-516M-0001-SO	Primary	7/3/2011	0 - 1'	0 - 1'	Surface	Full Suite	0.67	1.5	1.9	1.6	0.24	0.89
							LL2SS-517M-0001-SO	QC						0.25	1.6	2	1.7	0.21	1
							LL2SS-518M-0001-SO	QA						0.62	1.7	2.3	1.8	0.32	1.1
													%RSD	45%	6%	10%	6%	22%	11%
							AVERAGE RSD = 16 %												
			Collect ISM Sample Over Previous RI Discrete Sample Location	3	RI-050	Creek Bed	LL3SD-416M-0001-SO	Primary	7/2/2011	0 - 0.5'	0 - 0.5'	Sediment	Full Suite	0.044	8.6	9.1	6.8	1.2	4.1
							LL3SD-417M-0001-SO	QC						0.086	2.9	3.1	2.5	0.59	1.5
							LL3SD-418M-0001-SO	QA						0.087	4.9	6	3.7	1.1	2.4
													%RSD	34%	53%	49%	51%	34%	50%
							AVERAGE RSD = 47 %												
			Collect ISM Sample Over Previous RI Discrete Sample Location	4	RI-045		LL4SS-416M-0001-SO	Primary	7/2/2011	0 - 1'	0 - 1'	Surface	Full Suite	u	0.11	0.27	0.13	0.028	0.1
							LL4SS-417M-0001-SO	QC						u	0.087	0.25	0.11	0.027	0.087
							LL4SS-418M-0001-SO	QA						u	0.31	0.69	0.32	0.086	0.2
													%RSD		73%	62%	62%	72%	48%
							AVERAGE RSD = 63 %												
			Collect ISM Sample Over Previous RI Discrete Sample Location	12	RI-059		L12SS-300M-0001-SO	Primary	7/3/2011	0 - 1'	0 - 1'	Surface	Full Suite	u	5	5.2	4.5	0.75	2.6
							L12SS-301M-0001-SO	QC						u	8.3	8.5	6.8	0.96	3.7
							L12SS-302M-0001-SO	QA						1.4	5.5	7.7	4.3	1.2	2.3
													%RSD		28%	24%	27%	23%	26%
							AVERAGE RSD = 26 %												
			Evaluate Potential Borrow Source	Charlestown Quarry			CHASS-001M-0001-SO	Primary	6/29/2011	0 - 1'	0 - 1'	Surface	Full Suite	u	u	u	u	u	u
							CHASS-002M-0001-SO	QC						u	u	u	u	u	u
							CHASS-003M-0001-SO	QA						u	u	u	u	u	u

1

Table 8-1 continued

Load Line	Building Number or Area	Building Characteristic	Sample ID	Type Sample	Sample Date	Sample Depth	Depth Below Surface	Adult Surf or Subsurface Sediment	Chemicals Analyzed	M E T A L S											
										Al	Sb	As	Ba	Be	Cd	Ca	Cr	Cr +6	Co	Cu	Fe
										(mg/kg)	(mg/kg)	(mg/kg)	(mg/kg)	(mg/kg)	(mg/kg)	(mg/kg)	(mg/kg)	(mg/kg)	(mg/kg)	(mg/kg)	(mg/kg)
1	CB-4A	NE-SE Side 20 ft. wide	LL1SB-644M-0101-SO	Primary	5-Jul	1' - 3'	1' - 3'	Sub	Full Suite	4300	u	5.9	30	0.29	0.47	3900	15	0.71	4.8	10	15000
			LL1SB-645M-0101-SO	QC	2011					4300	u	5.8	39	0.35	3.8	9000	29	u	5.4	22	19000
			LL1SB-646M-0101-SO	QA						3260	0.11	4	21.3	0.21	u	2030	10.9	u	3	10.7	12000
									%RSD	15%		20%	29%	25%		72%	52%		28%	47%	23%
			LL1SB-644M-0102-SO	Primary		3' - 5'	3' - 5'	Sub	Full Suite	6600	u	6	60	0.53	0.6	26000	28	u	3.7	12	14000
			LL1SB-645M-0102-SO	QC						6200	u	5.5	71	0.59	0.44	29000	27	u	4	12	13000
			LL1SB-646M-0102-SO	QA						7290	3	4.2	65.3	0.47	u	22500	189	u	3.2	15.1	12900
									%RSD	8%		18%	8%	11%		13%	115%		11%	14%	5%
			LL1SB-644M-0103-SO	Primary		5' - 7'	5' - 7'	Sub	Full Suite	2000	u	3.7	17	0.15	0.15	3200	12	u	6.7	4	9200
			LL1SB-645M-0103-SO	QC						3400	u	3.5	23	0.45	0.15	9000	17	u	2.1	4.4	12000
			LL1SB-646M-0103-SO	QA						2370	5.3	2.9	18.6	0.14	0.029	5840	313	u	2.4	8.1	9270
									%RSD	28%		12%	16%	71%	64%	48%	151%		69%	41%	16%
									AVERAGE RSD = 41 %												
2	RI-165		LL2SS-516M-0001-SO	Primary	3-Jul	0 - 1'	0 - 1'	Surface	Full Suite	8100	0.15	10	79	0.86	0.27	17000	27	0.45	8.3	19	20000
			LL2SS-517M-0001-SO	QC	2011					11000	0.14	9.2	88	1	0.17	23000	32	u	9.2	18	20000
			LL2SS-518M-0001-SO	QA						9770	0.35	9.9	76.4	0.77	0.09	16600	17.7	u	7.5	22.6	21600
									%RSD	15%	56%	4%	8%	13%	51%	19%	28%		10%	12%	4%
									AVERAGE RSD = 24 %												
3	RI-050	Creek Bed	LL3SD-416M-0001-SO	Primary	2-Jul	0 - 0.5'	0 - 0.5'	Sediment	Full Suite	10000	1.4	14	150	1.3	1	15000	26	0.46	21	9.6	24000
			LL3SD-417M-0001-SO	QC	2011					9400	1.5	13	130	1.2	1.1	9800	31	0.45	19	10	25000
			LL3SD-418M-0001-SO	QA						10600	5.9	12.9	158	1.2	0.71	10700	298	u	13.3	18.6	43200
									%RSD	6%	88%	5%	10%	5%	22%	23%	132%		22%	40%	35%
									AVERAGE RSD = 33.1 %												
4	RI-045		LL4SS-416M-0001-SO	Primary	2-Jul	0 - 1'	0 - 1'	Surface	Full Suite	5900	0.2	8	67	0.48	0.37	4500	19	1	6.3	14	16000
			LL4SS-417M-0001-SO	QC	2011					7000	u	8.3	70	0.46	0.29	5200	22	1.2	6.6	14	17000
			LL4SS-418M-0001-SO	QA						7630	0.8	8.9	148	0.46	0.22	5310	55.6	u	6.4	18.6	18700
									%RSD	23%		5%	48%	2%	26%	9%	63%		2%	17%	8%
									AVERAGE RSD = 16.0 %												
12	RI-059		L12SS-300M-0001-SO	Primary	3-Jul	0 - 1'	0 - 1'	Surface	Full Suite	20000	0.96	16	79	0.86	1	17000	57	u	7.4	440	25000
			L12SS-301M-0001-SO	QC	2011					24000	1.4	12	84	0.94	1.4	19000	58	0.29	6.7	650	25000
			L12SS-302M-0001-SO	QA						19500	2.7	8.9	75.4	0.67	0.75	14700	150	u	5.1	665	22200
									%RSD	12%	54%	29%	5%	17%	31%	13%	60%		18%	22%	7%
									AVERAGE RSD = 26 %												
Charlestown Quarry			CHASS-001M-0001-SO	Primary	29-Jun	0 - 1'	0 - 1'	Surface	Full Suite	4900	u	8.1	27	0.28	0.042	640	11	0.32	5.2	13	15000
			CHASS-002M-0001-SO	QC	2011					4700	u	8.4	28	0.28	0.052	630	9.8	u	4.7	13	15000
			CHASS-003M-0001-SO	QA						4390	0.29	7.8	25.3	0.23	u	652	13.2	u	4.4	15.5	15400
									%RSD	6%		4%	5%	11%		2%	15%		8%	10%	2%
									AVERAGE RSD = 9.6 %												

Table 8-1 continued

Load Line	Building Number or Area	Building Characteristic	Sample ID	Type Sample	Sample Date	Sample Depth	Depth Below Surface	Adult Surf or Subsurface Sediment	Chemicals Analyzed	M E T A L S											
										Pb	Mg	Mn	Hg	Ni	K	Se	Ag	NA	Tl	V	Zn
										(mg/kg)	(mg/kg)	(mg/kg)	(mg/kg)	(mg/kg)	(mg/kg)	(mg/kg)	(mg/kg)	(mg/kg)	(mg/kg)	(mg/kg)	(mg/kg)
1	CB-4A	NE-SE Side 20 ft. wide	LL1SB-644M-0101-SO	Primary	5-Jul	1' - 3'	1' - 3'	Sub	Full Suite	36	1500	540	u	13	580	0.55	u	31	0.095	8.9	68
			LL1SB-645M-0101-SO	QC	2011					53	1700	600	0.021	20	590	0.44	u	60	0.12	8.1	100
			LL1SB-646M-0101-SO	QA						16.9	945	498	0.012	6.6	339	1.1	u	189	0.65	6.6	33.1
									%RSD	51%	28%	9%		51%	28%	51%		90%	109%	15%	50%
			LL1SB-644M-0102-SO	Primary		3' - 5'	3' - 5'	Sub	Full Suite	70	2700	670	0.039	17	580	0.71	u	91	0.067	8.6	130
			LL1SB-645M-0102-SO	QC						75	2800	690	0.043	17	690	0.65	u	96	0.093	8.8	63
			LL1SB-646M-0102-SO	QA						51.2	2860	504	0.033	13.4	1500	1.4	u	388	0.65	7.4	37.7
									%RSD	19%	3%	16%	13%	13%	54%	45%		89%	122%	9%	62%
			LL1SB-644M-0103-SO	Primary		5' - 7'	5' - 7'	Sub	Full Suite	7.7	580	530	u	9.4	450	0.34	u	26	0.11	4.8	62
			LL1SB-645M-0103-SO	QC						6.3	1800	310	u	10	460	0.42	u	66	0.066	3.9	42
			LL1SB-646M-0103-SO	QA						8	676	223	u	8.1	802	0.31	u	416	0.28	3.7	17.8
									%RSD	12%	67%	45%		11%	35%	16%		127%	74%	14%	55%
2	RI-165		LL2SS-516M-0001-SO	Primary	3-Jul	0 - 1'	0 - 1'	Surface	Full Suite	35	4100	670	0.023	26	1100	1.2	u	160	0.17	15	88
			LL2SS-517M-0001-SO	QC	2011					33	4500	870	0.022	29	1200	1.1	u	170	0.15	14	62
			LL2SS-518M-0001-SO	QA						42.6	4260	613	0.014	21.2	854	0.91	u	482	0.73	12.1	54.6
									%RSD	14%	5%	19%	25%	15%	17%	14%		68%	94%	11%	26%
									AVERAGE RSD = 35.2 %												
3	RI-050	Creek Bed	LL3SD-416M-0001-SO	Primary	2-Jul	0 - 0.5'	0 - 0.5'	Sediment	Full Suite	23	3400	3700	0.3	28	730	1.1	u	110	0.16	23	160
			LL3SD-417M-0001-SO	QC	2011					22	2400	3400	0.33	30	670	1.1	u	69	0.13	23	170
			LL3SD-418M-0001-SO	QA						56.1	2780	4880	0.23	25.4	1040	2.4	u	431	4	20.8	136
									%RSD	58%	18%	20%	18%	8%	24%	49%		97%	156%	6%	11%
									AVERAGE RSD = 33.1 %												
4	RI-045		LL4SS-416M-0001-SO	Primary	2-Jul	0 - 1'	0 - 1'	Surface	Full Suite	22	1900	430	0.024	24	710	0.81	u	38	0.12	12	110
			LL4SS-417M-0001-SO	QC	2011					20	2100	480	0.024	47	730	0.84	u	51	0.16	12	82
			LL4SS-418M-0001-SO	QA						24.7	2100	495	0.028	17.7	713	0.81	u	200	0.57	11.1	112
									%RSD	11%	6%	7%	9%	52%	2%	2%		93%	88%	4%	17%
									AVERAGE RSD = 16.0 %												
12	RI-059		L12SS-300M-0001-SO	Primary	3-Jul	0 - 1'	0 - 1'	Surface	Full Suite	67	4200	1200	0.088	51	980	1.4	u	110	0.099	19	280
			L12SS-301M-0001-SO	QC	2011					110	4300	820	0.11	54	980	1.2	u	130	1.3	21	340
			L12SS-302M-0001-SO	QA						88.4	3760	670	0.064	42.9	1120	1.5	u	350	0.84	14.8	237
									%RSD	24%	7%	30%	26%	12%	8%	11%		68%	81%	17%	18%
									AVERAGE RSD = 23.3 %												
Charlestown Quarry			CHASS-001M-0001-SO	Primary	29-Jun	0 - 1'	0 - 1'	Surface	Full Suite	8.3	1300	220	0.02	14	590	0.75	u	97	u	10	40
			CHASS-002M-0001-SO	QC	2011					8.2	1200	220	0.017	13	540	0.7	u	u	u	9.7	42
			CHASS-003M-0001-SO	QA						8.3	1130	247	0.013	11.8	298	0.51	u	175	0.28	8	40.4
									%RSD	1%	7%	7%	21%	9%	33%	19%				12%	3%
									AVERAGE RSD = 9.6 %												

Notes:

B(a)A = Benzo(a)anthracene
B(b)F = Benzo(b)fluoranthene
B(k)F = Benzo(k) fluoranthene
B(a)P = Benzo(a)pyrene
D(a,h)A = Dibenz(a,h)anthracene
I(1,2,3)P = Indeno(1,2,3-cd)pyrene
Primary = Analyzed at TestAmerica, N. Canton
QC = Quality Control (Analyzed at TestAmerica, N. Canton)
QA = Quality Assurance (Analyzed at CT Laboratories)
u = Not detected

RSD % = (STANDARD DEVIATION OF PRIMARY, QC, QA) / (AVERAGE OF PRIMARY, QC, QA) %

9.0 FINAL SITE ACTIVITES

9.1 FIELD INSPECTION

On July 6, 2011, Prudent personnel inspected the locations where sampling was performed during this project at Load Lines 1, 2, 3, 4, and 12 and removed any remaining materials associated with its sampling work.

9.2 REMOVAL OF ANCILLARY FACILITIES

The temporary sanitary facilities and potable water tank was removed on July 7 – 12, 2011.

9.3 FINAL INSPECTION

After final cleanup and storage of remaining materials, James McGee, Vista Project Manager, inspected the Prudent area at Building 1036 and indicated that the area was acceptable. Yellow caution tape was placed around the Prudent work area.

10.0 SUMMARY & CONCLUSIONS

Thirty-one (31) surface soil ISM samples, three (3) sediment ISM samples, three (3) 1' – 2' subsurface soil ISM samples, and fifty-nine (59) subsurface soil horizontal ISM samples (comprised of 163 individual geoprobe borings) were collected in a period of ten (10) work days. Previously developed/utilized tools and procedures to collect surface soil, wet sediment, and subsurface ISM soil samples worked well. The newly developed procedure utilizing two pointed, half pipe liners to collect surface soil ISM samples over a depth range of 0 – 1.0 ft bgs, with accompanying step probe to collect subsurface samples over a depth range of 1.0 to 2.0 ft bgs worked well.

An evaluation of the achievement of the data quality objectives follows.

DQO #1 – Reduce the amount of remediation required by dividing some large areas that require remediation into smaller areas.

Load Line 1: No levels of explosives above any of the CUGs were found in the subsurface soil ISM samples in the southwestern half of Building CB-4A. Thus, subsurface remediation for explosives is not required for this portion of the building.

Load Line 4: No levels of PAHs above any of the CUGs were found in the subsurface soil ISM samples in the northeastern half of Building G-8. Thus, subsurface remediation for PAHs is not required for this portion of the building.

DQO #2 – Bound previous incremental sampling methodology (ISM) areas that had levels of contamination above RVAAP CUGs. See Table 10-1.

1. DQO #3 – Conduct incremental sampling methodology (ISM) on soil and sediment sampling at previous discrete sample locations where levels of contamination for specific analytes above the RVAAP cleanup goals were measured, but not removed by previous remediation efforts, and whose inclusion caused the exposure point concentrations for the specific analytes to exceed the associated RCAAP cleanup goals. See Table 10-1.

DQO #4 – Provide analytical documentation that the source of backfill for the project meets OHEPA requirements for approved backfill. The analytical results of the sample from the Charlestown Quarry showed no contaminants levels above CUGs and thus the Charlestown Quarry is an acceptable source of backfill.

DQO #5 – Provide sufficient quality control/quality assurance sampling to evaluate the overall quality of both the field and laboratory sampling procedures. Triplicate surface and subsurface ISM sample results used to evaluate repeatability indicated good repeatability when there were at least ten detections that occurred in the primary, blind duplicate, and QA duplicate samples. The full set of analytical data deliverables were only received on September 28. Discussion of any problems will be provided in an addendum to be submitted soon.

The information provided herein along with all recent (1995 onward) environmental sampling will be utilized to conduct a comprehensive evaluation of the most cost effective means of providing the OHARNG with the least restrictive future land use. This evaluation will be conducted per the Guidance Document for the Evaluation of Land Use Controls at the Ravenna Army Ammunition Plant, Ohio and will be presented as the Land Use Control Assessment Report.

Table 10-1: Results of Sampling for Bounding Contamination

Load Line	Bldg/ Area	Side(s)	Type Sample	Depth Ft	Chemical	Above CUGs	Bounded ?
1	CB-4	SW-NW	Subsurf	1 - 7	PAHs	No	Yes
	CB-4	NE-SE	Subsurf	1 - 7	PAHs	No	Yes
	CB-4A	SW-NW	Subsurf	1 - 7	PAHs	No	Yes
	CB-4A	NE-SE	Subsurf	1 - 7	[1]FS	Yes	No
2	DB-4	SW-NW	Subsurf	1 - 7	PAHs	No	Yes
	DB-4	NE-SE	Surface	0 - 1	PCBs/PAHs	Yes	No
		NE-SE	Subsurf	1 - 7	PCBs/PAHs	Yes	No
	DB-4A	SW-NW	Subsurf	1 - 7	PAHs	No	Yes
	DB-4A	NE-SE	Subsurf	1 - 7	PAHs	No	Yes
	RI-165		Surface	0 - 1	FS	Yes	No
3	EB-4	SW-NW	Surface	0 - 1	PCBs	No	Yes
			Subsurf	1 - 5	PCBs	No	Yes
	EB-4	NE-SE	Surface	0 - 1	PCBs	No	Yes
		NE-SE	Subsurf	1 - 7	PCBs	Yes	No
	EB-10	SW-NW	Subsurf	1 - 7	As/PAHs	Yes	No
	EB-10	NE-SE	Subsurf	1 - 7	AS/PAHs	Yes	No
	RI-050		Sediment	0 – 0.5	FS	Yes	No
	RI-016		Surface	0 - 1	PAHs	Yes	No
	RI-016		Subsurf	1 - 2	PAHs	No	Yes
	RI-028		Surface	0 – 1	PAHs	Yes	No
	RI-028		Subsurf	1 – 2	PAHs	No	Yes
4	G-8	North	Subsurf	1 - 7	PAHs	Yes	No
	G-8	South	Subsurf	1 - 7	PAHs	Yes	No
	G-8	½ West	Surface	0 - 1	PAHs	No	Yes
	G-8	½ West	Subsurf	1 - 7	PAHs	No	Yes
	G-8	1 West	Surface	0 - 1	PAHs	No	Yes
	G-8	1 West	Subsurf	1 - 7	PAHs	No	Yes
	RI-045		Surface	0 - 1	FS	No	Yes
	RI-158		Surface	0 - 1	PAHs	No	Yes
	RI-034		Surface	0 - 1	PAHs	Yes	No
	RI-034		Subsurf	1 - 2	PAHs	No	Yes
12	RI-059		Surface	0 - 1	FS	Yes	No
	RI-060		Surface	0 - 1	PAHs	Yes	No
	RI-064		Surface	0 – 1	PAHs	Yes	No
	RI-099		Surface	0 - 1	PAHs	Yes	No
	RI-100		Surface	0 - 1	PAHs	Yes	No

Notes:
FS = RVAAP full suite of chemical analysis
Out = Outward or further away from the building than the characterization sample
Ard-Bel = Around and Below the characterization sample

11.0 REFERENCES

1. Bigl, Hewitt, Ramsey. MULTI INCREMENT© TCE Vadose-Zone Investigation, Wiley Inter-Science. Winter 2008.
2. Brockman and Szabo. Fractures and Their Distribution in the Tills of Ohio, Special Issue on Fractures in Ohio's Glacial Tills, Ohio Journal of Science. 2000.
3. Christy, Forsyth, Weatherington-Rice, Ohio's Fractured Environment: Introduction to the Ohio Journal of Science's Special Issue on Fractures in Ohio's Glacial Tills. 2000.
4. Hawaii Dept of Health, Technical Guidance Manual for the Implementation of the Hawai'i State Contingency Plan. November 2008.
5. Prudent, 2010a. Project Management Plan for Sampling & Closure of Load Lines 1, 2, 3, and 4 (RVAAP – 08, 09, 10, 11, and 12) and Other Areas of Concern, August 2010.
6. Prudent, 2010b. Work Plan for Sampling & Closure of Load Lines 1, 2, 3, and 4 (RVAAP – 08, 09, 10, 11, and 12) and Other Areas of Concern, August 2010.
7. Prudent,2011a. Sampling Report of Surface and Subsurface Incremental Sampling Methodology at Load Lines 1, 2, 3, and 4 (RVAAP-08, 09, 10, 11), March 2011.
8. Prudent, 2011b. Letter Sampling Plan for Characterization Sampling at LLs-1, 2, 3, 4, 12 and Other Areas of Concern Sampling and Closure, June 2011.
9. SAIC, 2001a. Facility-Wide Sampling and Analysis Plan for Environmental Investigations at the Ravenna Army Ammunition Plant. Ravenna, Ohio. Prepared for the US Army Corps of Engineers, Louisville District. March 2001.
10. SAIC,2010, Facility-Wide Human Health Cleanup Goals for the Ravenna Army Ammunition Plant Ravenna, Ohio. Prepared for the US Army Corps of Engineers, Louisville, March 2010.
11. USACE, 2010a. SOW for Sampling and Closure of Load Lines 1, 2, 3, 4, and 12 and Other Areas of Concern at the Ravenna Army Ammunition Plan (RVAAP) Ravenna, Ohio. 17 March 2010
12. USACE, 2010b. Draft Guidance Document for the Evaluation of Land Use Controls at Ravenna Army Ammunition Plant, Ravenna, Ohio. October 2010.
13. URS, 2009, Final Multi-Increment Sampling and Analysis of Soils Below Floor Slabs at RVAAP-9 Load Line 2, RVAAP-10 Load Line 3, and RVAAP-11 Load Line 4 at Ravenna Army Ammunition Plant, Dec 2009
14. URS, 2010, Final Sampling and Analysis of Soils Below Floor Slabs at RVAAP-08 Load Line 1 and Other Building Locations, Sep, 2010

Appendix A – Tailgate Health & Safety Meeting Logs

DAILY TAILGATE MEETING FORM

Site Name & Number: Ravenna LL1-4 + 12 Task 6
Project Number: G-510001
Work Being Performed: set up + pre-field work
Date & Time of Meeting: 6/24/2011, 7:30am
Name of Presenter: Amanda Miller

NOTE: On the initial day of the project, the Project Manager or designee should conduct a visual inspection of the project site prior to the Tailgate Meeting. This inspection should include a review of project site equipment, hazards, and specific job tasks, activities or operations to be performed for that day. These specific items must be covered during the Tailgate Meeting. For subsequent days, any changes to the site or operations must be covered in Tailgate Meeting.

Itemize the Specific Topics Discussed (if more space is needed use the back of this page):

- insects + snakes
- 2x4s + hammer dangers/safety
- grinder safety
- boots for rain
- Decon safety + process
- safe procedures in collecting samples
- brainstorm on area clearing of vegetation
- flat tire solutions
- cell phone info
- radio pickup + protocol
- discussed Hospital route + will show new workers

Participants (if needed, list additional participants on back of this page):

Print Name	Signature	Company	Date
Amanda Miller	Amanda Miller	Prudent	6/24/2011
Tavis Hernandez	[illegible]	Prudent	6/24/2011
Sam Mansy	[illegible]	Prudent	6/24/2011
John Dent	John D. Dent	Prudent	6-24-2011

A Tailgate Safety Meeting must be conducted and documented at the beginning of each workday when two or more Prudent employees and/or subcontractor representatives are present on site. Employees, client representatives and subcontractors who arrive at the site after the Tailgate Safety Meeting has been conducted must be briefed on the topics and acknowledge by signing this form.

DAILY TAILGATE MEETING FORM

Site Name & Number: Ravenna LL1-4 + 12
Project Number: 6-510001
Work Being Performed: vegetation removal + flagging
Date & Time of Meeting: 6-25-2011, 8:07am
Name of Presenter: Amanda Miller

NOTE: On the initial day of the project, the Project Manager or designee should conduct a visual inspection of the project site prior to the Tailgate Meeting. This inspection should include a review of project site equipment, hazards, and specific job tasks, activities or operations to be performed for that day. These specific items must be covered during the Tailgate Meeting. For subsequent days, any changes to the site or operations must be covered in Tailgate Meeting.

Itemize the Specific Topics Discussed (if more space is needed use the back of this page):

- insects + snakes
- safety with weed eater - eye + ear protection
- visibility of others - always wear orange/yellow vests
- trips, slips + falls
- 1st Aid Kits in vehicles + radio in 1 vehicle
- vehicle positioning - facing exit + leave keys in vehicles

Participants (if needed, list additional participants on back of this page):

Print Name	Signature	Company	Date
Amanda Miller	Amanda Miller	PRUDENT	6-25-2011
Tomas Hammer	[illegible]	PRUDENT	6-25-2011
SAMUR MANSY	[illegible]	PRUDENT	6-25-2011
JOHN JENT	[illegible]	PRUDENT	6-25-2011

A Tailgate Safety Meeting must be conducted and documented at the beginning of each workday when two or more Prudent employees and/or subcontractor representatives are present on site. Employees, client representatives and subcontractors who arrive at the site after the Tailgate Safety Meeting has been conducted must be briefed on the topics and acknowledge by signing this form.

DAILY TAILGATE MEETING FORM

Site Name & Number: RVAAP LL 1-4, 12
Project Number: G-510001
Work Being Performed: Surface sampling
Date & Time of Meeting: 6-26-11 8:02am
Name of Presenter: Amanda

NOTE: On the initial day of the project, the Project Manager or designee should conduct a visual inspection of the project site prior to the Tailgate Meeting. This inspection should include a review of project site equipment, hazards, and specific job tasks, activities or operations to be performed for that day. These specific items must be covered during the Tailgate Meeting. For subsequent days, any changes to the site or operations must be covered in Tailgate Meeting.

Itemize the Specific Topics Discussed (if more space is needed use the back of this page):

- topics from yesterday
- food safety
- UXO briefing from Travis
- sunblock
- wood + hammer safety

Participants (if needed, list additional participants on back of this page):

Print Name	Signature	Company	Date
Amanda Miller		PRUDENT	6-26-2011
John Dent		PRUDENT	6-26-2011
Morgan Helfrich		Prudent	6.26.11
SAMIR MANSY		Prudent	6-26-2011
Tomas Hernandez Sr		PRUDENT	6-26-2011
Travis Steele			

A Tailgate Safety Meeting must be conducted and documented at the beginning of each workday when two or more Prudent employees and/or subcontractor representatives are present on site. Employees, client representatives and subcontractors who arrive at the site after the Tailgate Safety Meeting has been conducted must be briefed on the topics and acknowledge by signing this form.

DAILY TAILGATE MEETING FORM

Site Name & Number: RVAAP LL1-4+12
Project Number: 6510001
Work Being Performed: subsurface soil sampling
Date & Time of Meeting: 6/27/2011
Name of Presenter: Amanda

NOTE: On the initial day of the project, the Project Manager or designee should conduct a visual inspection of the project site prior to the Tailgate Meeting. This inspection should include a review of project site equipment, hazards, and specific job tasks, activities or operations to be performed for that day. These specific items must be covered during the Tailgate Meeting. For subsequent days, any changes to the site or operations must be covered in Tailgate Meeting.

Itemize the Specific Topics Discussed (if more space is needed use the back of this page):

- drilling safety
  - hard hats
  - steel-toe boots
  - ear + eye protection
- UXO safety by Travis

Participants (if needed, list additional participants on back of this page):

Print Name	Signature	Company	Date
Amanda Miller	Amanda Miller	PRUDENT	6-27-2011
Tommy Hammock Jr	[illegible]	PRUDENT	6-27-2011
Ethan Frantz	Ethan R. Frantz	Frantz Drilling	"
John Dent	[illegible]	Prudent	"
Morgan Helfrich	[illegible]	Prudent	"
SAMIR MANSY	[illegible]	Prudent	" "
Travis Steele	[illegible]	ECC	" "

A Tailgate Safety Meeting must be conducted and documented at the beginning of each workday when two or more Prudent employees and/or subcontractor representatives are present on site. Employees, client representatives and subcontractors who arrive at the site after the Tailgate Safety Meeting has been conducted must be briefed on the topics and acknowledge by signing this form.

DAILY TAILGATE MEETING FORM

Site Name & Number: RVAAP [illegible]
Project Number: [illegible]
Work Being Performed: [illegible]
Date & Time of Meeting: [illegible]
Name of Presenter: [illegible]

NOTE: On the initial day of the project, the Project Manager or designee should conduct a visual inspection of the project site prior to the Tailgate Meeting. This inspection should include a review of project site equipment, hazards, and specific job tasks, activities or operations to be performed for that day. These specific items must be covered during the Tailgate Meeting. For subsequent days, any changes to the site or operations must be covered in Tailgate Meeting.

Itemize the Specific Topics Discussed (if more space is needed use the back of this page):

[illegible]

Participants (if needed, list additional participants on back of this page):

Print Name	Signature	Company	Date
[illegible]	[illegible]	[illegible]	[illegible]
[illegible]	[illegible]	[illegible]	[illegible]
[illegible]	[illegible]	[illegible]	[illegible]
[illegible]	[illegible]	[illegible]	[illegible]
John Dent	[illegible]	" "	" "
Dave Bogner	[illegible]	Frontz	"
Ethan R. Frontz	Ethan R. Frontz	Frontz Drilling	"
Travis Steele	[illegible]	ECC	" "

A Tailgate Safety Meeting must be conducted and documented at the beginning of each workday when two or more Prudent employees and/or subcontractor representatives are present on site. Employees, client representatives and subcontractors who arrive at the site after the Tailgate Safety Meeting has been conducted must be briefed on the topics and acknowledge by signing this form.

DAILY TAILGATE MEETING FORM

Site Name & Number: RVAAP LL1-4+12
Project Number: 6510001
Work Being Performed: Subsurface sampling - soil
Date & Time of Meeting: 6-29-2011 7:45am
Name of Presenter: Amanda Miller

NOTE: On the initial day of the project, the Project Manager or designee should conduct a visual inspection of the project site prior to the Tailgate Meeting. This inspection should include a review of project site equipment, hazards, and specific job tasks, activities or operations to be performed for that day. These specific items must be covered during the Tailgate Meeting. For subsequent days, any changes to the site or operations must be covered in Tailgate Meeting.

Itemize the Specific Topics Discussed (if more space is needed use the back of this page):

- safety near drill rig
- slips, trips + falls
- insects + snakes

Participants (if needed, list additional participants on back of this page):

Print Name	Signature	Company	Date
Amanda Miller	[signature]	PRUDENT	6/29/2011
Travis Steele	[signature]	ECC	" "
Ethan Frantz	Ethan R. Frantz	Frantz Drilling	" "
John Jent	[signature]	PRUDENT	" "
SAMIR MANSY	[signature]	" "	" "
Morgan Helfrich	[signature]	Prudent	" "
Tomas Hernandez Jr	[signature]	PRUDENT	" "

A Tailgate Safety Meeting must be conducted and documented at the beginning of each workday when two or more Prudent employees and/or subcontractor representatives are present on site. Employees, client representatives and subcontractors who arrive at the site after the Tailgate Safety Meeting has been conducted must be briefed on the topics and acknowledge by signing this form.

DAILY TAILGATE MEETING FORM

Site Name & Number: RVAAP LL1-4 & 12
Project Number: 6510001
Work Being Performed: subsurface soil sampling
Date & Time of Meeting: 6-30-2011 7:20am
Name of Presenter: Amanda Miller

NOTE: On the initial day of the project, the Project Manager or designee should conduct a visual inspection of the project site prior to the Tailgate Meeting. This inspection should include a review of project site equipment, hazards, and specific job tasks, activities or operations to be performed for that day. These specific items must be covered during the Tailgate Meeting. For subsequent days, any changes to the site or operations must be covered in Tailgate Meeting.

Itemize the Specific Topics Discussed (if more space is needed use the back of this page):

- drill rig safety
- visibility
- no food & drink in hot zone
- slips, trips & falls
- insects, snakes

Participants (if needed, list additional participants on back of this page):

Print Name	Signature	Company	Date
Amanda Miller	Amanda Miller	PRUDENT	6/30/2011
Travis Steele	[illegible]	ECC	6/30/2011
Ethan Frantz	Ethan R. Frantz	Frantz Drilling	6-30-2011
Thomas Hammer	[illegible]	Prudent	6-30-2011
Morgan Helfrich	[illegible]	Prudent	6-30-11
SAMIR MANSY	[illegible]	" "	" "
JOHN JEHT	[illegible]	" "	" "

A Tailgate Safety Meeting must be conducted and documented at the beginning of each workday when two or more Prudent employees and/or subcontractor representatives are present on site. Employees, client representatives and subcontractors who arrive at the site after the Tailgate Safety Meeting has been conducted must be briefed on the topics and acknowledge by signing this form.

DAILY TAILGATE MEETING FORM

Site Name & Number: RVAAP LL 1-4 + 12-
Project Number: 651001
Work Being Performed: subsurface soil sampling
Date & Time of Meeting: 7/01/2011 7:30am
Name of Presenter: Amanda Miller

NOTE: On the initial day of the project, the Project Manager or designee should conduct a visual inspection of the project site prior to the Tailgate Meeting. This inspection should include a review of project site equipment, hazards, and specific job tasks, activities or operations to be performed for that day. These specific items must be covered during the Tailgate Meeting. For subsequent days, any changes to the site or operations must be covered in Tailgate Meeting.

Itemize the Specific Topics Discussed (if more space is needed use the back of this page):

- two drill rigs
- no food in hot zone

Participants (if needed, list additional participants on back of this page):

Print Name	Signature	Company	Date
Amanda Miller	[signature]	PRUDENT	7/01/2011
Travis Steele	[signature]	ECC	7/1/11
Ethan R. Frantz	Ethan R. Frantz	Frantz Drilling	7-1-11
Richie Shanks	[signature]	FRANTZ Drilling	7-1-11
SAMIR MANSY	[signature]	PRUDENT	7-1-11
John Jent	[signature]	prudent	7-1-11
Morgan Helfrich	[signature]	Prudent	7-1-11

A Tailgate Safety Meeting must be conducted and documented at the beginning of each workday when two or more Prudent employees and/or subcontractor representatives are present on site. Employees, client representatives and subcontractors who arrive at the site after the Tailgate Safety Meeting has been conducted must be briefed on the topics and acknowledge by signing this form.

DAILY TAILGATE MEETING FORM

Site Name & Number: RVAAP LL1-4, 12
Project Number: G510001
Work Being Performed: discrete/surface sampling
Date & Time of Meeting: 7/02/11 7am
Name of Presenter: John Jent

NOTE: On the initial day of the project, the Project Manager or designee should conduct a visual inspection of the project site prior to the Tailgate Meeting. This inspection should include a review of project site equipment, hazards, and specific job tasks, activities or operations to be performed for that day. These specific items must be covered during the Tailgate Meeting. For subsequent days, any changes to the site or operations must be covered in Tailgate Meeting.

Itemize the Specific Topics Discussed (if more space is needed use the back of this page):

Participants (if needed, list additional participants on back of this page):

Print Name	Signature	Company	Date
John Jent	[illegible]	PRUDENT	7-2-2011
SAMIR MANSY	[illegible]	"	" "
Morgan Hetrick	[illegible]	Prudent	7-2-11
Travis Steele	[illegible]	ECC	7/2/11

A Tailgate Safety Meeting must be conducted and documented at the beginning of each workday when two or more Prudent employees and/or subcontractor representatives are present on site. Employees, client representatives and subcontractors who arrive at the site after the Tailgate Safety Meeting has been conducted must be briefed on the topics and acknowledge by signing this form.

DAILY TAILGATE MEETING FORM

Site Name & Number: RVAAP LL1-4 + 12
Project Number: 651000 1
Work Being Performed: Surface soil sampling
Date & Time of Meeting: 7/03/2011 7am
Name of Presenter: Amanda

NOTE: On the initial day of the project, the Project Manager or designee should conduct a visual inspection of the project site prior to the Tailgate Meeting. This inspection should include a review of project site equipment, hazards, and specific job tasks, activities or operations to be performed for that day. These specific items must be covered during the Tailgate Meeting. For subsequent days, any changes to the site or operations must be covered in Tailgate Meeting.

Itemize the Specific Topics Discussed (if more space is needed use the back of this page):

Surface sampling
- hammering safety
- bugs/insects & snakes
- trips, slips + falls

Participants (if needed, list additional participants on back of this page):

Print Name	Signature	Company	Date
Amanda Miller		PRUDENT	7/03/2011
Travis Stede		ECC	7/3/2011
SAMIR MANSY		PRUDENT	7/3/2011
John [illegible]		"	"
Tomas [illegible]		PRUDENT	7/3/2011

A Tailgate Safety Meeting must be conducted and documented at the beginning of each workday when two or more Prudent employees and/or subcontractor representatives are present on site. Employees, client representatives and subcontractors who arrive at the site after the Tailgate Safety Meeting has been conducted must be briefed on the topics and acknowledge by signing this form.

DAILY TAILGATE MEETING FORM

Site Name & Number: RVAAP LL 1-4 + 12
Project Number: G510001
Work Being Performed: Subsurface soil sampling
Date & Time of Meeting: 7/05/2011 @ 7:45am
Name of Presenter: Amanda Miller

NOTE: On the initial day of the project, the Project Manager or designee should conduct a visual inspection of the project site prior to the Tailgate Meeting. This inspection should include a review of project site equipment, hazards, and specific job tasks, activities or operations to be performed for that day. These specific items must be covered during the Tailgate Meeting. For subsequent days, any changes to the site or operations must be covered in Tailgate Meeting.

Itemize the Specific Topics Discussed (if more space is needed use the back of this page):

- safety w/ methanol
- trips, slips + falls
- drilling safety

Participants (if needed, list additional participants on back of this page):

Print Name	Signature	Company	Date
Amanda Miller	[signature]	PRUDENT	7/05/2011
Travis Steele	[signature]	ECC	7/5/2011
Ethan Frantz	Ethan R. Frantz	Frantz Drilling	7-5-2011
Rickie Shanks	[signature]	FRANTZ Drilling	7-5-2011
Tomas Hernandez	[signature]	Prudent	7-5-2011
John Jent	[signature]	PRUDENT	7-5-2011
SAMIR MANSY	[signature]	PRUDENT	7-5-2011
Morgan Helfrich	[signature]	Prudent	7.5.11

A Tailgate Safety Meeting must be conducted and documented at the beginning of each workday when two or more Prudent employees and/or subcontractor representatives are present on site. Employees, client representatives and subcontractors who arrive at the site after the Tailgate Safety Meeting has been conducted must be briefed on the topics and acknowledge by signing this form.

DAILY TAILGATE MEETING FORM

Site Name & Number: RVAAP LL 1-4 + 12
Project Number: 6510001
Work Being Performed: Subsurface sampling
Date & Time of Meeting: 7/06/2011 @ 7:11 am
Name of Presenter: Amanda Miller

NOTE: On the initial day of the project, the Project Manager or designee should conduct a visual inspection of the project site prior to the Tailgate Meeting. This inspection should include a review of project site equipment, hazards, and specific job tasks, activities or operations to be performed for that day. These specific items must be covered during the Tailgate Meeting. For subsequent days, any changes to the site or operations must be covered in Tailgate Meeting.

Itemize the Specific Topics Discussed (if more space is needed use the back of this page):

- beware of snakes in vehicles!
- slips, trips and falls
- drill rig safety

Participants (if needed, list additional participants on back of this page):

Print Name	Signature	Company	Date
Amanda Miller		PRUDENT	7/06/2011
Travis Steele		ECC	7/06/2011
Richie Shanks		FRONTZ Drilling	7-6-11
John Jent		PRUDENT	7-6-2011
SAMIR MANSY		PRUDENT	7-6-2011
Morgan Hedrick		Prudent	7-6-11
Ethan Frontz		Frontz Drilling	7-6-11
TOMAS HERNANDEZ		PRUDENT	7-6-11

A Tailgate Safety Meeting must be conducted and documented at the beginning of each workday when two or more Prudent employees and/or subcontractor representatives are present on site. Employees, client representatives and subcontractors who arrive at the site after the Tailgate Safety Meeting has been conducted must be briefed on the topics and acknowledge by signing this form.

Appendix B – Activity Field Logs

FIELD LOG – TASK 6 SUBSURFACE SOIL HORIZONTAL ISM SAMPLES

Project- Final Sampling & Closure of Load Lines 1, 2, 3, 4, 12, and Other Areas of Concern
USACE Contract No. W912QR-10-P-0037

Load Line: 1 Building No.: CB-4 Vertical Geoprobe Number (#): 1
(# only = Primary; A-# = 1st triplicate; B-# = 2nd Triplicate)

Subsurface Soil Horizontal ISM ID: LL1SB-641 M-(0101-0103)-SO

Date: 7/6/2011 (MM/DD/YYYY) Weather: CLEAR 72°F

Contractor Personnel: Amanda Miller, John Jent, Tomas Hernandez, Samir Mansy, Morgan Helfrich, Travis Steele

Subcontractor Personnel (Name/Company): Ethan Frontz/ Frontz Drilling

Tube A Time: 8:15 AM (HH:MM) Depth Range (ft) Drilled: 1-3 Recovery (ft:) 16"

Tube B Time: _____ (HH:MM) Depth Range (ft) Drilled: _____ Recovery (ft:) _____

Tube C Time: _____ (HH:MM) Depth Range (ft) Drilled: _____ Recovery (ft:) _____

Remarks/Visitors:

Load Line: 1 Building No.: CB-4 Vertical Geoprobe Number (#): 2
(# only = Primary; A-# = 1st triplicate; B-# = 2nd Triplicate)

Subsurface Soil Horizontal ISM ID: LL1SB-641M-(0101-0103)-SO

Date: 7/6/2011 (MM/DD/YYYY) Weather: CLEAR 72°F

Contractor Personnel: Amanda Miller, John Jent, Tomas Hernandez, Samir Mansy, Morgan Helfrich, Travis Steele

Subcontractor Personnel (Name/Company): Ethan Frontz / Frontz Drilling

Tube A Time: 8:20 AM (HH:MM) Depth Range (ft) Drilled: 1-3 Recovery (ft:) 23"

Tube B Time: _____ (HH:MM) Depth Range (ft) Drilled: _____ Recovery (ft:) _____

Tube C Time: _____ (HH:MM) Depth Range (ft) Drilled: _____ Recovery (ft:) _____

Remarks/Visitors:

FIELD LOG – TASK 6 SUBSURFACE SOIL HORIZONTAL ISM SAMPLES

Project- Final Sampling & Closure of Load Lines 1, 2, 3, 4, 12, and Other Areas of Concern
USACE Contract No. W912QR-10-P-0037

Load Line: 1 Building No.: CB-4 Vertical Geoprobe Number (#): 3
(# only = Primary; A-# = 1st triplicate; B-# = 2nd Triplicate)

Subsurface Soil Horizontal ISM ID: LL1SB-641M-(0101-0103)-SO

Date: 7/6/2011 (MM/DD/YYYY) Weather: CLEAR 72°F

Contractor Personnel: Amanda Miller, John Jent, Tomas Hernandez, Samir Mansy, Morgan Helfrich, Travis Steele

Subcontractor Personnel (Name/Company): Ethan Frontz/ Frontz Drilling

Tube A Time: 8:37 AM (HH:MM) Depth Range (ft) Drilled: 1-3 Recovery (ft:) 16"

Tube B Time: 8:37 AM (HH:MM) Depth Range (ft) Drilled: 3-5 Recovery (ft:) 16"

Tube C Time: 8:42 AM (HH:MM) Depth Range (ft) Drilled: 5-7 Recovery (ft:) 12"

Remarks/Visitors:

Load Line: 1 Building No.: CB-4 Vertical Geoprobe Number (#): 4
(# only = Primary; A-# = 1st triplicate; B-# = 2nd Triplicate)

Subsurface Soil Horizontal ISM ID: LL1SB-641M-(0101-0103)-SO

Date: 7/6/2011 (MM/DD/YYYY) Weather: CLEAR 72°F

Contractor Personnel: Amanda Miller, John Jent, Tomas Hernandez, Samir Mansy, Morgan Helfrich, Travis Steele

Subcontractor Personnel (Name/Company): Ethan Frontz / Frontz Drilling

Tube A Time: 8:53 AM (HH:MM) Depth Range (ft) Drilled: 1-3 Recovery (ft:) 21"

Tube B Time: 8:53 AM (HH:MM) Depth Range (ft) Drilled: 3-5 Recovery (ft:) 21"

Tube C Time: 8:58 AM (HH:MM) Depth Range (ft) Drilled: 5-7 Recovery (ft:) 11"

Remarks/Visitors:

FIELD LOG – TASK 6 SUBSURFACE SOIL HORIZONTAL ISM SAMPLES

Project- Final Sampling & Closure of Load Lines 1, 2, 3, 4, 12, and Other Areas of Concern
USACE Contract No. W912QR-10-P-0037

Load Line: 1 Building No.: CB-4 Vertical Geoprobe Number (#): 5
(# only = Primary; A-# = 1st triplicate; B-# = 2nd Triplicate)

Subsurface Soil Horizontal ISM ID: LL1SB-641M-(0101-0103)-SO

Date: 7/6/2011 (MM/DD/YYYY) Weather: CLEAR 72 °F

Contractor Personnel: Amanda Miller, John Jent, Tomas Hernandez, Samir Mansy, Morgan Helfrich, Travis Steele

Subcontractor Personnel (Name/Company): Ethan Frontz/ Frontz Drilling

Tube A Time: 9:06 AM (HH:MM) Depth Range (ft) Drilled: 1-3 Recovery (ft:) 24"

Tube B Time: 9:06 AM (HH:MM) Depth Range (ft) Drilled: 3-5 Recovery (ft:) 12"

Tube C Time: _____ (HH:MM) Depth Range (ft) Drilled: _____ Recovery (ft:) _____

Remarks/Visitors: _____

Load Line: 1 Building No.: CB-4 Vertical Geoprobe Number (#): 6
(# only = Primary; A-# = 1st triplicate; B-# = 2nd Triplicate)

Subsurface Soil Horizontal ISM ID: LL1SB-641M-(0101-0103)-SO

Date: 7/6/2011 (MM/DD/YYYY) Weather: CLEAR 72 °F

Contractor Personnel: Amanda Miller, John Jent, Tomas Hernandez, Samir Mansy, Morgan Helfrich, Travis Steele

Subcontractor Personnel (Name/Company): Ethan Frontz / Frontz Drilling

Tube A Time: 9:06 AM (HH:MM) Depth Range (ft) Drilled: 1-3 Recovery (ft:) 17"

Tube B Time: _____ (HH:MM) Depth Range (ft) Drilled: _____ Recovery (ft:) _____

Tube C Time: _____ (HH:MM) Depth Range (ft) Drilled: _____ Recovery (ft:) _____

Remarks/Visitors: _____

FIELD LOG – TASK 6 SUBSURFACE SOIL HORIZONTAL ISM SAMPLES

Project- Final Sampling & Closure of Load Lines 1, 2, 3, 4, 12, and Other Areas of Concern
USACE Contract No. W912QR-10-P-0037

Load Line: 1 Building No.: CB-4 Vertical Geoprobe Number (#): 7
(# only = Primary; A-# = 1st triplicate; B-# = 2nd Triplicate)

Subsurface Soil Horizontal ISM ID: LL1SB-641M-(0101-0103)-SO

Date: 7/6/2011 (MM/DD/YYYY) Weather: CLEAR 72 °F

Contractor Personnel: Amanda Miller, John Jent, Tomas Hernandez, Samir Mansy, Morgan Helfrich, Travis Steele

Subcontractor Personnel (Name/Company): Ethan Frontz/ Frontz Drilling

Tube A Time: 8:53 (HH:MM) Depth Range (ft) Drilled: 1-3 Recovery (ft:) 18"

Tube B Time: _____ (HH:MM) Depth Range (ft) Drilled: _____ Recovery (ft:) _____

Tube C Time: _____ (HH:MM) Depth Range (ft) Drilled: _____ Recovery (ft:) _____

Remarks/Visitors: _____

Load Line: 1 Building No.: CB-4 Vertical Geoprobe Number (#): 8
(# only = Primary; A-# = 1st triplicate; B-# = 2nd Triplicate)

Subsurface Soil Horizontal ISM ID: LL1SB-641M-(0101-0103)-SO

Date: 7/6/2011 (MM/DD/YYYY) Weather: CLEAR 72 °F

Contractor Personnel: Amanda Miller, John Jent, Tomas Hernandez, Samir Mansy, Morgan Helfrich, Travis Steele

Subcontractor Personnel (Name/Company): Ethan Frontz / Frontz Drilling

Tube A Time: 8:34 AM (HH:MM) Depth Range (ft) Drilled: 1-3 Recovery (ft:) 16"

Tube B Time: 8:34 AM (HH:MM) Depth Range (ft) Drilled: 3-5 Recovery (ft:) 16"

Tube C Time: 9:40 AM (HH:MM) Depth Range (ft) Drilled: 5-7 Recovery (ft:) 10"

Remarks/Visitors: _____

FIELD LOG – TASK 6 SUBSURFACE SOIL HORIZONTAL ISM SAMPLES

Project- Final Sampling & Closure of Load Lines 1, 2, 3, 4, 12, and Other Areas of Concern
USACE Contract No. W912QR-10-P-0037

Load Line: 1 Building No.: CB-4 Vertical Geoprobe Number (#): 1
(# only = Primary; A-# = 1st triplicate; B-# = 2nd Triplicate)

Subsurface Soil Horizontal ISM ID: LL1SB 642 M-(0101-0103)-SO

Date: 7/6/2011 (MM/DD/YYYY) Weather: CLEAR 74 °F

Contractor Personnel: Amanda Miller, John Jent, Tomas Hernandez, Samir Mansy, Morgan Helfrich, Travis Steele

Subcontractor Personnel (Name/Company): Ethan Frontz/ Frontz Drilling

Tube A Time: 9:52 AM (HH:MM) Depth Range (ft) Drilled: 1-3 Recovery (ft:) 16"

Tube B Time: 9:52 AM (HH:MM) Depth Range (ft) Drilled: 3-5 Recovery (ft:) 16"

Tube C Time: 10:00 (HH:MM) Depth Range (ft) Drilled: 5-7 Recovery (ft:) 16"

Remarks/Visitors:

Load Line: 1 Building No.: CB-4 Vertical Geoprobe Number (#): 2
(# only = Primary; A-# = 1st triplicate; B-# = 2nd Triplicate)

Subsurface Soil Horizontal ISM ID: LL1SB-642 M-(0101-0103)-SO

Date: 7/6/2011 (MM/DD/YYYY) Weather: CLEAR 74 °F

Contractor Personnel: Amanda Miller, John Jent, Tomas Hernandez, Samir Mansy, Morgan Helfrich, Travis Steele

Subcontractor Personnel (Name/Company): Ethan Frontz / Frontz Drilling

Tube A Time: 9:52 AM (HH:MM) Depth Range (ft) Drilled: 1-3 Recovery (ft:) 19"

Tube B Time: 9:52 AM (HH:MM) Depth Range (ft) Drilled: 3-5 Recovery (ft:) 19"

Tube C Time: 10:00 (HH:MM) Depth Range (ft) Drilled: 5-7 Recovery (ft:) 10½"

Remarks/Visitors:

FIELD LOG – TASK 6 SUBSURFACE SOIL HORIZONTAL ISM SAMPLES

Project- Final Sampling & Closure of Load Lines 1, 2, 3, 4, 12, and Other Areas of Concern
USACE Contract No. W912QR-10-P-0037

Load Line: 1 Building No.: CB-4 Vertical Geoprobe Number (#): 3
(# only = Primary; A-# = 1st triplicate; B-# = 2nd Triplicate)

Subsurface Soil Horizontal ISM ID: LL1SB-642M-(0101-0103)-SO

Date: 7/6/2011 (MM/DD/YYYY) Weather: CLEAR 74 °F

Contractor Personnel: Amanda Miller, John Jent, Tomas Hernandez, Samir Mansy, Morgan Helfrich, Travis Steele

Subcontractor Personnel (Name/Company): Ethan Frontz/ Frontz Drilling

Tube A Time: 10:10 AM (HH:MM) Depth Range (ft) Drilled: 1-3 Recovery (ft:) 12"

Tube B Time: _____ (HH:MM) Depth Range (ft) Drilled: _____ Recovery (ft:) _____

Tube C Time: _____ (HH:MM) Depth Range (ft) Drilled: _____ Recovery (ft:) _____

Remarks/Visitors: _____

Load Line: 1 Building No.: CB-4 Vertical Geoprobe Number (#): 4
(# only = Primary; A-# = 1st triplicate; B-# = 2nd Triplicate)

Subsurface Soil Horizontal ISM ID: LL1SB-642M-(0101-0103)-SO

Date: 7/6/2011 (MM/DD/YYYY) Weather: CLEAR 74 °F

Contractor Personnel: Amanda Miller, John Jent, Tomas Hernandez, Samir Mansy, Morgan Helfrich, Travis Steele

Subcontractor Personnel (Name/Company): Ethan Frontz / Frontz Drilling

Tube A Time: 10:17 AM (HH:MM) Depth Range (ft) Drilled: 1-3 Recovery (ft:) 19"

Tube B Time: _____ (HH:MM) Depth Range (ft) Drilled: _____ Recovery (ft:) _____

Tube C Time: _____ (HH:MM) Depth Range (ft) Drilled: _____ Recovery (ft:) _____

Remarks/Visitors: _____

FIELD LOG – TASK 6 SUBSURFACE SOIL HORIZONTAL ISM SAMPLES

Project- Final Sampling & Closure of Load Lines 1, 2, 3, 4, 12, and Other Areas of Concern
USACE Contract No. W912QR-10-P-0037

Load Line: 1 Building No.: CB-4 Vertical Geoprobe Number (#): 5
(# only = Primary; A-# = 1st triplicate; B-# = 2nd Triplicate)

Subsurface Soil Horizontal ISM ID: LL1SB-642M-(0101-0103)-SO

Date: 7/6/2011 (MM/DD/YYYY) Weather: CLEAR 74 °F

Contractor Personnel: Amanda Miller, John Jent, Tomas Hernandez, Samir Mansy, Morgan Helfrich, Travis Steele

Subcontractor Personnel (Name/Company): Ethan Frontz/ Frontz Drilling

Tube A Time: 10:30 AM (HH:MM) Depth Range (ft) Drilled: 1-3 Recovery (ft:) 22"

Tube B Time: _____ (HH:MM) Depth Range (ft) Drilled: _____ Recovery (ft:) _____

Tube C Time: _____ (HH:MM) Depth Range (ft) Drilled: _____ Recovery (ft:) _____

Remarks/Visitors: _____

Load Line: 1 Building No.: CB-4 Vertical Geoprobe Number (#): 6
(# only = Primary; A-# = 1st triplicate; B-# = 2nd Triplicate)

Subsurface Soil Horizontal ISM ID: LL1SB-642M-(0101-0103)-SO

Date: 7/6/2011 (MM/DD/YYYY) Weather: CLEAR 74 °F

Contractor Personnel: Amanda Miller, John Jent, Tomas Hernandez, Samir Mansy, Morgan Helfrich, Travis Steele

Subcontractor Personnel (Name/Company): Ethan Frontz / Frontz Drilling

Tube A Time: 10:15 AM (HH:MM) Depth Range (ft) Drilled: 1-3 Recovery (ft:) 16"

Tube B Time: _____ (HH:MM) Depth Range (ft) Drilled: _____ Recovery (ft:) _____

Tube C Time: _____ (HH:MM) Depth Range (ft) Drilled: _____ Recovery (ft:) _____

Remarks/Visitors: _____

FIELD LOG – TASK 6 SUBSURFACE SOIL HORIZONTAL ISM SAMPLES

Project- Final Sampling & Closure of Load Lines 1, 2, 3, 4, 12, and Other Areas of Concern
USACE Contract No. W912QR-10-P-0037

Load Line: 1 Building No.: CB-4 Vertical Geoprobe Number (#): 7
(# only = Primary; A-# = 1st triplicate; B-# = 2nd Triplicate)

Subsurface Soil Horizontal ISM ID: LL1SB-642M-(0101-0103)-SO

Date: 7/6/2011 (MM/DD/YYYY) Weather: CLEAR 74 °F

Contractor Personnel: Amanda Miller, John Jent, Tomas Hernandez, Samir Mansy, Morgan Helfrich, Travis Steele

Subcontractor Personnel (Name/Company): Ethan Frontz/ Frontz Drilling

Tube A Time: 10:25 AM (HH:MM) Depth Range (ft) Drilled: 1-3 Recovery (ft:) 14"

Tube B Time: _____ (HH:MM) Depth Range (ft) Drilled: _____ Recovery (ft:) _____

Tube C Time: _____ (HH:MM) Depth Range (ft) Drilled: _____ Recovery (ft:) _____

Remarks/Visitors: _____

Load Line: 1 Building No.: CB-4 Vertical Geoprobe Number (#): 8
(# only = Primary; A-# = 1st triplicate; B-# = 2nd Triplicate)

Subsurface Soil Horizontal ISM ID: LL1SB-642M-(0101-0103)-SO

Date: 7/6/2011 (MM/DD/YYYY) Weather: CLEAR 74 °F

Contractor Personnel: Amanda Miller, John Jent, Tomas Hernandez, Samir Mansy, Morgan Helfrich, Travis Steele

Subcontractor Personnel (Name/Company): Ethan Frontz / Frontz Drilling

Tube A Time: 10:33 AM (HH:MM) Depth Range (ft) Drilled: 1-3 Recovery (ft:) 19"

Tube B Time: _____ (HH:MM) Depth Range (ft) Drilled: _____ Recovery (ft:) _____

Tube C Time: _____ (HH:MM) Depth Range (ft) Drilled: _____ Recovery (ft:) _____

Remarks/Visitors: _____

FIELD LOG – TASK 6 SUBSURFACE SOIL HORIZONTAL ISM SAMPLES

Project- Final Sampling & Closure of Load Lines 1, 2, 3, 4, 12, and Other Areas of Concern
USACE Contract No. W912QR-10-P-0037

Load Line: 1 Building No.: CB-4A Vertical Geoprobe Number (#): 8
(# only = Primary; A-# = 1st triplicate; B-# = 2nd Triplicate)

Subsurface Soil Horizontal ISM ID: LL1 SB-644 M-(0101-0103)-SO

Date: 7/5/2011 (MM/DD/YYYY) Weather: CLEAR BLUE SKY, 72 °F

Contractor Personnel: Amanda Miller, John Jent, Tomas Hernandez, Samir Mansy, Morgan Helfrich, Travis Steele

Subcontractor Personnel (Name/Company): Ethan Frontz/ Frontz Drilling

Tube A Time: 8:50 AM (HH:MM) Depth Range (ft) Drilled: 1-3 Recovery (ft:) _____

Tube B Time: _____ (HH:MM) Depth Range (ft) Drilled: _____ Recovery (ft:) _____

Tube C Time: _____ (HH:MM) Depth Range (ft) Drilled: _____ Recovery (ft:) _____

Remarks/Visitors: _____

Load Line: 1 Building No.: CB-4A Vertical Geoprobe Number (#): 1
(# only = Primary; A-# = 1st triplicate; B-# = 2nd Triplicate)

Subsurface Soil Horizontal ISM ID: LL1 SB-644 M-(0101-0103)-SO

Date: 7/5/2011 (MM/DD/YYYY) Weather: CLEAR BLUE SKY, 72 °F

Contractor Personnel: Amanda Miller, John Jent, Tomas Hernandez, Samir Mansy, Morgan Helfrich, Travis Steele

Subcontractor Personnel (Name/Company): Ethan Frontz / Frontz Drilling

Tube A Time: 9:00 AM (HH:MM) Depth Range (ft) Drilled: 1-3 Recovery (ft:) 25"

Tube B Time: _____ (HH:MM) Depth Range (ft) Drilled: _____ Recovery (ft:) _____

Tube C Time: _____ (HH:MM) Depth Range (ft) Drilled: _____ Recovery (ft:) _____

Remarks/Visitors: _____

FIELD LOG – TASK 6 SUBSURFACE SOIL HORIZONTAL ISM SAMPLES

Project- Final Sampling & Closure of Load Lines 1, 2, 3, 4, 12, and Other Areas of Concern
USACE Contract No. W912QR-10-P-0037

Load Line: 1 Building No.: CB-4A Vertical Geoprobe Number (#) : 8
(# only = Primary; A-# = 1st triplicate; B-# = 2nd Triplicate)

Subsurface Soil Horizontal ISM ID: LL1SB-645 M-(0101-0103)-M-SO

Date: 7/5/2011 (MM/DD/YYYY) Weather: CLEAR BLUE SKY, 72°F

Contractor Personnel: Amanda Miller, John Jent, Tomas Hernandez, Samir Mansy, Morgan Helfrich, Travis Steele

Subcontractor Personnel (Name/Company): Ethan Frontz/ Frontz Drilling

Tube A Time: 9:02 (HH:MM) Depth Range (ft) Drilled: 1-3 Recovery (ft:) 17"

Tube B Time: _____ (HH:MM) Depth Range (ft) Drilled: _____ Recovery (ft:) _____

Tube C Time: _____ (HH:MM) Depth Range (ft) Drilled: _____ Recovery (ft:) _____

Remarks/Visitors: _____

Load Line: 1 Building No.: CB-4A Vertical Geoprobe Number (#) : 1
(# only = Primary; A-# = 1st triplicate; B-# = 2nd Triplicate)

Subsurface Soil Horizontal ISM ID: LL1SB-645M-(0101-0103)-SO

Date: 7/5/2011 (MM/DD/YYYY) Weather: CLEAR BLUE SKY, 72°F

Contractor Personnel: Amanda Miller, John Jent, Tomas Hernandez, Samir Mansy, Morgan Helfrich, Travis Steele

Subcontractor Personnel (Name/Company): Ethan Frontz / Frontz Drilling

Tube A Time: 9:17 AM (HH:MM) Depth Range (ft) Drilled: 1-3 Recovery (ft:) 27"

Tube B Time: _____ (HH:MM) Depth Range (ft) Drilled: _____ Recovery (ft:) _____

Tube C Time: _____ (HH:MM) Depth Range (ft) Drilled: _____ Recovery (ft:) _____

Remarks/Visitors: _____

FIELD LOG – TASK 6 SUBSURFACE SOIL HORIZONTAL ISM SAMPLES

Project- Final Sampling & Closure of Load Lines 1, 2, 3, 4, 12, and Other Areas of Concern
USACE Contract No. W912QR-10-P-0037

Load Line: 1 Building No.: CB-4A Vertical Geoprobe Number (#): 8
(# only = Primary; A-# = 1st triplicate; B-# = 2nd Triplicate)

Subsurface Soil Horizontal ISM ID: LL1SB-646M-(0101-0103)-SO

Date: 7/5/2011 (MM/DD/YYYY) Weather: CLEAR BLUE SKY, 72 °F

Contractor Personnel: Amanda Miller, John Jent, Tomas Hernandez, Samir Mansy, Morgan Helfrich, Travis Steele

Subcontractor Personnel (Name/Company): Ethan Frontz/ Frontz Drilling

Tube A Time: 9:10AM (HH:MM) Depth Range (ft) Drilled: 1-3 Recovery (ft:) 20"

Tube B Time: _____ (HH:MM) Depth Range (ft) Drilled: _____ Recovery (ft:) _____

Tube C Time: _____ (HH:MM) Depth Range (ft) Drilled: _____ Recovery (ft:) _____

Remarks/Visitors: _____

Load Line: 1 Building No.: CB-4A Vertical Geoprobe Number (#): 1
(# only = Primary; A-# = 1st triplicate; B-# = 2nd Triplicate)

Subsurface Soil Horizontal ISM ID: CLEAR BLUE SKY, 72 °F

Date: 7/5/2011 (MM/DD/YYYY) Weather: LL1SB-646M(0101-0103)-SO

Contractor Personnel: Amanda Miller, John Jent, Tomas Hernandez, Samir Mansy, Morgan Helfrich, Travis Steele

Subcontractor Personnel (Name/Company): Ethan Frontz / Frontz Drilling

Tube A Time: 9:18AM (HH:MM) Depth Range (ft) Drilled: 1-3 Recovery (ft:) 18"

Tube B Time: _____ (HH:MM) Depth Range (ft) Drilled: _____ Recovery (ft:) _____

Tube C Time: _____ (HH:MM) Depth Range (ft) Drilled: _____ Recovery (ft:) _____

Remarks/Visitors: _____

FIELD LOG – TASK 6 SUBSURFACE SOIL HORIZONTAL ISM SAMPLES

Project- Final Sampling & Closure of Load Lines 1, 2, 3, 4, 12, and Other Areas of Concern
USACE Contract No. W912QR-10-P-0037

Load Line: 1 Building No.: CB-4A Vertical Geoprobe Number (#): 7
(# only = Primary; A-# = 1st triplicate; B-# = 2nd Triplicate)

Subsurface Soil Horizontal ISM ID: LL1SB-644M-(0101-0103)-SO

Date: 7/5/2011 (MM/DD/YYYY) Weather: CLEAR BLUE SKY, 72°F

Contractor Personnel: Amanda Miller, John Jent, Tomas Hernandez, Samir Mansy, Morgan Helfrich, Travis Steele

Subcontractor Personnel (Name/Company): Ethan Frontz/ Frontz Drilling

Tube A Time: 9:20 (HH:MM) Depth Range (ft) Drilled: 1-3 Recovery (ft:) 21"

Tube B Time: _____ (HH:MM) Depth Range (ft) Drilled: _____ Recovery (ft:) _____

Tube C Time: _____ (HH:MM) Depth Range (ft) Drilled: _____ Recovery (ft:) _____

Remarks/Visitors: _____

Load Line: 1 Building No.: CB-4A Vertical Geoprobe Number (#): 2
(# only = Primary; A-# = 1st triplicate; B-# = 2nd Triplicate)

Subsurface Soil Horizontal ISM ID: LL1SB-644M-(0101-0103)-SO

Date: 7 (MM/DD/YYYY) Weather: CLEAR BLUE SKY, 72°F

Contractor Personnel: Amanda Miller, John Jent, Tomas Hernandez, Samir Mansy, Morgan Helfrich, Travis Steele

Subcontractor Personnel (Name/Company): Ethan Frontz / Frontz Drilling

Tube A Time: 9:24 AM (HH:MM) Depth Range (ft) Drilled: 1-3 Recovery (ft:) 17"

Tube B Time: 9:24 AM (HH:MM) Depth Range (ft) Drilled: 3-5 Recovery (ft:) 17"

Tube C Time: 9:30 AM (HH:MM) Depth Range (ft) Drilled: 5-7 Recovery (ft:) 12"

Remarks/Visitors: _____

FIELD LOG – TASK 6 SUBSURFACE SOIL HORIZONTAL ISM SAMPLES

Project- Final Sampling & Closure of Load Lines 1, 2, 3, 4, 12, and Other Areas of Concern
USACE Contract No. W912QR-10-P-0037

Load Line: 1 Building No.: CB-4A Vertical Geoprobe Number (#) : 7
(# only = Primary; A-# = 1st triplicate; B-# = 2nd Triplicate)

Subsurface Soil Horizontal ISM ID: LL1SO-645M-(0101-0103)-SO

Date: 7/5/2011 (MM/DD/YYYY) Weather: CLEAR BLUE SKY, 72 °F

Contractor Personnel: Amanda Miller, John Jent, Tomas Hernandez, Samir Mansy, Morgan Helfrich, Travis Steele

Subcontractor Personnel (Name/Company): Ethan Frontz/ Frontz Drilling

Tube A Time: _____ (HH:MM) Depth Range (ft) Drilled: 1-3 Recovery (ft:) NONE

Tube B Time: _____ (HH:MM) Depth Range (ft) Drilled: _____ Recovery (ft:) "

Tube C Time: _____ (HH:MM) Depth Range (ft) Drilled: _____ Recovery (ft:) "

Remarks/Visitors:

Load Line: 1 Building No.: CB-4A Vertical Geoprobe Number (#) : 2
(# only = Primary; A-# = 1st triplicate; B-# = 2nd Triplicate)

Subsurface Soil Horizontal ISM ID: LL1SO-645M-(0101-0103)-SO

Date: 7/5/2011 (MM/DD/YYYY) Weather: CLEAR BLUE SKY, 72 °F

Contractor Personnel: Amanda Miller, John Jent, Tomas Hernandez, Samir Mansy, Morgan Helfrich, Travis Steele

Subcontractor Personnel (Name/Company): Ethan Frontz / Frontz Drilling

Tube A Time: 9:35 AM (HH:MM) Depth Range (ft) Drilled: 1-3 Recovery (ft:) 21"

Tube B Time: 9:35 AM (HH:MM) Depth Range (ft) Drilled: 3-5 Recovery (ft:) 21"

Tube C Time: 9:35 AM (HH:MM) Depth Range (ft) Drilled: 5-7 Recovery (ft:) 10"

Remarks/Visitors:

FIELD LOG – TASK 6 SUBSURFACE SOIL HORIZONTAL ISM SAMPLES

Project- Final Sampling & Closure of Load Lines 1, 2, 3, 4, 12, and Other Areas of Concern
USACE Contract No. W912QR-10-P-0037

Load Line: 1 Building No.: CB-4A Vertical Geoprobe Number (#): 7
(# only = Primary; A-# = 1st triplicate; B-# = 2nd Triplicate)

Subsurface Soil Horizontal ISM ID: LL1SB-646M-(0101-0103)-S0

Date: 7/5/2011 (MM/DD/YYYY) Weather: CLEAR BLUE SKY, 72°F

Contractor Personnel: Amanda Miller, John Jent, Tomas Hernandez, Samir Mansy, Morgan Helfrich, Travis Steele

Subcontractor Personnel (Name/Company): Ethan Frontz/ Frontz Drilling

Tube A Time: 9:32 (HH:MM) Depth Range (ft) Drilled: 1-3 Recovery (ft:) 27"

Tube B Time: _____ (HH:MM) Depth Range (ft) Drilled: _____ Recovery (ft:) _____

Tube C Time: _____ (HH:MM) Depth Range (ft) Drilled: _____ Recovery (ft:) _____

Remarks/Visitors: _____

Load Line: 1 Building No.: CB-4A Vertical Geoprobe Number (#): 2
(# only = Primary; A-# = 1st triplicate; B-# = 2nd Triplicate)

Subsurface Soil Horizontal ISM ID: LL1SB-646M-(0101-0103)-S0

Date: 7/5/2011 (MM/DD/YYYY) Weather: CLEAR BLUE SKY, 72°F

Contractor Personnel: Amanda Miller, John Jent, Tomas Hernandez, Samir Mansy, Morgan Helfrich, Travis Steele

Subcontractor Personnel (Name/Company): Ethan Frontz / Frontz Drilling

Tube A Time: 9:40 (HH:MM) Depth Range (ft) Drilled: 1-3 Recovery (ft:) 17"

Tube B Time: 9:40 (HH:MM) Depth Range (ft) Drilled: 3-5 Recovery (ft:) 18"

Tube C Time: 9:52 (HH:MM) Depth Range (ft) Drilled: 5-7 Recovery (ft:) 8"

Remarks/Visitors: _____

FIELD LOG – TASK 6 SUBSURFACE SOIL HORIZONTAL ISM SAMPLES

Project- Final Sampling & Closure of Load Lines 1, 2, 3, 4, 12, and Other Areas of Concern
USACE Contract No. W912QR-10-P-0037

Load Line: 1 Building No.: CB-4A Vertical Geoprobe Number (#) : 6
(# only = Primary; A-# = 1st triplicate; B-# = 2nd Triplicate)

Subsurface Soil Horizontal ISM ID: LL1 SB-644M – (0101–0103)-SO

Date: 7/5/2011 (MM/DD/YYYY) Weather: CLEAR BLUE SKY, 72 °F

Contractor Personnel: Amanda Miller, John Jent, Tomas Hernandez, Samir Mansy, Morgan Helfrich, Travis Steele

Subcontractor Personnel (Name/Company): Ethan Frontz/ Frontz Drilling

Tube A Time: 9:44 AM (HH:MM) Depth Range (ft) Drilled: 1-3 Recovery (ft:) SH 24" 12"

Tube B Time: 9:44 AM (HH:MM) Depth Range (ft) Drilled: 3-5 Recovery (ft:) 12"

Tube C Time: _____ (HH:MM) Depth Range (ft) Drilled: _____ Recovery (ft:) _____

Remarks/Visitors: _____

Load Line: 1 Building No.: CB-4A Vertical Geoprobe Number (#) : 3
(# only = Primary; A-# = 1st triplicate; B-# = 2nd Triplicate)

Subsurface Soil Horizontal ISM ID: LL1SB-644M-(0101-0103)-SO

Date: 7/5/2011 (MM/DD/YYYY) Weather: CLEAR BLUE SKY, 72 °F

Contractor Personnel: Amanda Miller, John Jent, Tomas Hernandez, Samir Mansy, Morgan Helfrich, Travis Steele

Subcontractor Personnel (Name/Company): Ethan Frontz / Frontz Drilling

Tube A Time: 9:51 AM (HH:MM) Depth Range (ft) Drilled: 1-3 Recovery (ft:) 11"

Tube B Time: 9:51 AM (HH:MM) Depth Range (ft) Drilled: 3-5 Recovery (ft:) 11"

Tube C Time: _____ (HH:MM) Depth Range (ft) Drilled: _____ Recovery (ft:) _____

Remarks/Visitors: _____

FIELD LOG – TASK 6 SUBSURFACE SOIL HORIZONTAL ISM SAMPLES

Project- Final Sampling & Closure of Load Lines 1, 2, 3, 4, 12, and Other Areas of Concern
USACE Contract No. W912QR-10-P-0037

Load Line: 1 Building No.: CB-4A Vertical Geoprobe Number (#): 6
(# only = Primary; A-# = 1st triplicate; B-# = 2nd Triplicate)

Subsurface Soil Horizontal ISM ID: LL1SB-645M-(0101-0103)-SO

Date: 7/5/2011 (MM/DD/YYYY) Weather: CLEAR BLUE SKY, 72°F

Contractor Personnel: Amanda Miller, John Jent, Tomas Hernandez, Samir Mansy, Morgan Helfrich, Travis Steele

Subcontractor Personnel (Name/Company): Ethan Frontz/ Frontz Drilling

Tube A Time: 9:50 AM (HH:MM) Depth Range (ft) Drilled: 1-3 Recovery (ft:) 11"

Tube B Time: _____ (HH:MM) Depth Range (ft) Drilled: _____ Recovery (ft:) _____

Tube C Time: _____ (HH:MM) Depth Range (ft) Drilled: _____ Recovery (ft:) _____

Remarks/Visitors: _____

Load Line: 1 Building No.: CB-4A Vertical Geoprobe Number (#): 3
(# only = Primary; A-# = 1st triplicate; B-# = 2nd Triplicate)

Subsurface Soil Horizontal ISM ID: LL1SB-645M-(0101-0103)-SO

Date: 7/5/2011 (MM/DD/YYYY) Weather: CLEAR BLUE SKY, 72°F

Contractor Personnel: Amanda Miller, John Jent, Tomas Hernandez, Samir Mansy, Morgan Helfrich, Travis Steele

Subcontractor Personnel (Name/Company): Ethan Frontz / Frontz Drilling

Tube A Time: 10:01 AM (HH:MM) Depth Range (ft) Drilled: 1-3 Recovery (ft:) 13"

Tube B Time: 10:01 AM (HH:MM) Depth Range (ft) Drilled: 3-5 Recovery (ft:) 13"

Tube C Time: 10:04 AM (HH:MM) Depth Range (ft) Drilled: 5-7" Recovery (ft:) 13"

Remarks/Visitors: _____

FIELD LOG – TASK 6 SUBSURFACE SOIL HORIZONTAL ISM SAMPLES

Project- Final Sampling & Closure of Load Lines 1, 2, 3, 4, 12, and Other Areas of Concern
USACE Contract No. W912QR-10-P-0037

Load Line: 1 Building No.: CB-4A Vertical Geoprobe Number (#): 6
(# only = Primary; A-# = 1st triplicate; B-# = 2nd Triplicate)

Subsurface Soil Horizontal ISM ID: LL1SB-646M-(0101-0103)

Date: 7/5/2011 (MM/DD/YYYY) Weather: CLEAR BLUE SKY, 72 °F

Contractor Personnel: Amanda Miller, John Jent, Tomas Hernandez, Samir Mansy, Morgan Helfrich, Travis Steele

Subcontractor Personnel (Name/Company): Ethan Frontz/ Frontz Drilling

Tube A Time: 10:02 AM (HH:MM) Depth Range (ft) Drilled: 1-3 Recovery (ft:) 12"

Tube B Time: _____ (HH:MM) Depth Range (ft) Drilled: _____ Recovery (ft:) _____

Tube C Time: _____ (HH:MM) Depth Range (ft) Drilled: _____ Recovery (ft:) _____

Remarks/Visitors: _____

Load Line: 1 Building No.: CB-4A Vertical Geoprobe Number (#): 3
(# only = Primary; A-# = 1st triplicate; B-# = 2nd Triplicate)

Subsurface Soil Horizontal ISM ID: LL1SB-646M-(0101-0103)-SO

Date: 7/5/2011 (MM/DD/YYYY) Weather: CLEAR BLUE SKY, 72 °F

Contractor Personnel: Amanda Miller, John Jent, Tomas Hernandez, Samir Mansy, Morgan Helfrich, Travis Steele

Subcontractor Personnel (Name/Company): Ethan Frontz / Frontz Drilling

Tube A Time: 10:10 AM (HH:MM) Depth Range (ft) Drilled: 1-3 Recovery (ft:) 14"

Tube B Time: 10:10 AM (HH:MM) Depth Range (ft) Drilled: 3-5 Recovery (ft:) 14"

Tube C Time: 10:10 AM (HH:MM) Depth Range (ft) Drilled: 5-7 Recovery (ft:) 11"

Remarks/Visitors: _____

FIELD LOG – TASK 6 SUBSURFACE SOIL HORIZONTAL ISM SAMPLES

Project- Final Sampling & Closure of Load Lines 1, 2, 3, 4, 12, and Other Areas of Concern
USACE Contract No. W912QR-10-P-0037

Load Line: 1 Building No.: CB-4A Vertical Geoprobe Number (#) : 5
(# only = Primary; A-# = 1st triplicate; B-# = 2nd Triplicate)

Subsurface Soil Horizontal ISM ID: LL1SB-644M-(0101-0103)-SO

Date: 7/5/2011 (MM/DD/YYYY) Weather: CLEAR 72°F

Contractor Personnel: Amanda Miller, John Jent, Tomas Hernandez, Samir Mansy, Morgan Helfrich, Travis Steele

Subcontractor Personnel (Name/Company): Ethan Frontz/ Frontz Drilling

Tube A Time: 10:08 AM (HH:MM) Depth Range (ft) Drilled: 1-3 Recovery (ft:) 26"

Tube B Time: _____ (HH:MM) Depth Range (ft) Drilled: _____ Recovery (ft:) _____

Tube C Time: _____ (HH:MM) Depth Range (ft) Drilled: _____ Recovery (ft:) _____

Remarks/Visitors: _____

Load Line: 1 Building No.: CB-4A Vertical Geoprobe Number (#) : 4
(# only = Primary; A-# = 1st triplicate; B-# = 2nd Triplicate)

Subsurface Soil Horizontal ISM ID: LL1SB-644M-(0101-0103)-SO

Date: 7/5/2011 (MM/DD/YYYY) Weather: CLEAR 72°F

Contractor Personnel: Amanda Miller, John Jent, Tomas Hernandez, Samir Mansy, Morgan Helfrich, Travis Steele

Subcontractor Personnel (Name/Company): Ethan Frontz / Frontz Drilling

Tube A Time: 10:25 AM (HH:MM) Depth Range (ft) Drilled: 1-3 Recovery (ft:) 18"

Tube B Time: 10:25 AM (HH:MM) Depth Range (ft) Drilled: 3-5 Recovery (ft:) 8'

Tube C Time: _____ (HH:MM) Depth Range (ft) Drilled: _____ Recovery (ft:) _____

Remarks/Visitors: _____

FIELD LOG – TASK 6 SUBSURFACE SOIL HORIZONTAL ISM SAMPLES

Project- Final Sampling & Closure of Load Lines 1, 2, 3, 4, 12, and Other Areas of Concern
USACE Contract No. W912QR-10-P-0037

Load Line: 1 Building No.: CB-4A Vertical Geoprobe Number (#) : 5
(# only = Primary; A-# = 1st triplicate; B-# = 2nd Triplicate)

Subsurface Soil Horizontal ISM ID: LL1SB-645M-(0101-0103)-SO

Date: 7/5/2011 (MM/DD/YYYY) Weather: CLEAR 72°F

Contractor Personnel: Amanda Miller, John Jent, Tomas Hernandez, Samir Mansy, Morgan Helfrich, Travis Steele

Subcontractor Personnel (Name/Company): Ethan Frontz/ Frontz Drilling

Tube A Time: _____ (HH:MM) Depth Range (ft) Drilled: 1-3 Recovery (ft:) 20"

Tube B Time: _____ (HH:MM) Depth Range (ft) Drilled: _____ Recovery (ft:) _____

Tube C Time: _____ (HH:MM) Depth Range (ft) Drilled: _____ Recovery (ft:) _____

Remarks/Visitors: _____

Load Line: 1 Building No.: CB-4A Vertical Geoprobe Number (#) : 4
(# only = Primary; A-# = 1st triplicate; B-# = 2nd Triplicate)

Subsurface Soil Horizontal ISM ID: LL1SB-645M-(0101-0103)-SO

Date: 7/5/2011 (MM/DD/YYYY) Weather: CLEAR 72°F

Contractor Personnel: Amanda Miller, John Jent, Tomas Hernandez, Samir Mansy, Morgan Helfrich, Travis Steele

Subcontractor Personnel (Name/Company): Ethan Frontz / Frontz Drilling

Tube A Time: 10:26 (HH:MM) Depth Range (ft) Drilled: 1-3 Recovery (ft:) 18"

Tube B Time: 10:26 (HH:MM) Depth Range (ft) Drilled: 3-5 Recovery (ft:) 8"

Tube C Time: _____ (HH:MM) Depth Range (ft) Drilled: _____ Recovery (ft:) _____

Remarks/Visitors: _____

FIELD LOG – TASK 6 SUBSURFACE SOIL HORIZONTAL ISM SAMPLES

Project- Final Sampling & Closure of Load Lines 1, 2, 3, 4, 12, and Other Areas of Concern
USACE Contract No. W912QR-10-P-0037

Load Line: 1 Building No.: CB-4A Vertical Geoprobe Number (#) : 5
(# only = Primary; A-# = 1st triplicate; B-# = 2nd Triplicate)

Subsurface Soil Horizontal ISM ID: LL1SB-646M-(0101-0103)-S0

Date: 7/5/2011 (MM/DD/YYYY) Weather: CLEAR 72 °F

Contractor Personnel: Amanda Miller, John Jent, Tomas Hernandez, Samir Mansy, Morgan Helfrich, Travis Steele

Subcontractor Personnel (Name/Company): Ethan Frontz/ Frontz Drilling

Tube A Time: _____ (HH:MM) Depth Range (ft) Drilled: 1-3 Recovery (ft:) 23"

Tube B Time: _____ (HH:MM) Depth Range (ft) Drilled: _____ Recovery (ft:) _____

Tube C Time: _____ (HH:MM) Depth Range (ft) Drilled: _____ Recovery (ft:) _____

Remarks/Visitors: _____

Load Line: 1 Building No.: CB-4A Vertical Geoprobe Number (#) : 4
(# only = Primary; A-# = 1st triplicate; B-# = 2nd Triplicate)

Subsurface Soil Horizontal ISM ID: LL1SB-646M-(0101-0103)-S0

Date: 7/5/2011 (MM/DD/YYYY) Weather: CLEAR 72 °F

Contractor Personnel: Amanda Miller, John Jent, Tomas Hernandez, Samir Mansy, Morgan Helfrich, Travis Steele

Subcontractor Personnel (Name/Company): Ethan Frontz / Frontz Drilling

Tube A Time: 1027 (HH:MM) Depth Range (ft) Drilled: 1-3 Recovery (ft:) 18"

Tube B Time: 1027 (HH:MM) Depth Range (ft) Drilled: 3-5 Recovery (ft:) 6"

Tube C Time: _____ (HH:MM) Depth Range (ft) Drilled: _____ Recovery (ft:) _____

Remarks/Visitors: _____

FIELD LOG – TASK 6 SUBSURFACE SOIL HORIZONTAL ISM SAMPLES

Project- Final Sampling & Closure of Load Lines 1, 2, 3, 4, 12, and Other Areas of Concern
USACE Contract No. W912QR-10-P-0037

Load Line: 1 Building No.: CB-4A Vertical Geoprobe Number (#): 1
(# only = Primary; A-# = 1st triplicate; B-# = 2nd Triplicate)

Subsurface Soil Horizontal ISM ID: LL1SB-643M-(0101-0103)-SO

Date: 7/5/2011 (MM/DD/YYYY) Weather: CLEAR 75 °F

Contractor Personnel: Amanda Miller, John Jent, Tomas Hernandez, Samir Mansy, Morgan Helfrich, Travis Steele

Subcontractor Personnel (Name/Company): Ethan Frontz/ Frontz Drilling

Tube A Time: 1:15 PM (HH:MM) Depth Range (ft) Drilled: 1-3 Recovery (ft:) 20"

Tube B Time: _____ (HH:MM) Depth Range (ft) Drilled: 3-5 Recovery (ft:) _____

Tube C Time: _____ (HH:MM) Depth Range (ft) Drilled: 5-7 Recovery (ft:) _____

Remarks/Visitors: _____

Load Line: 1 Building No.: CB-4A Vertical Geoprobe Number (#): 8
(# only = Primary; A-# = 1st triplicate; B-# = 2nd Triplicate)

Subsurface Soil Horizontal ISM ID: LL1SB-643M (0101-0103)-SO

Date: 7/5/2011 (MM/DD/YYYY) Weather: CLEAR 75 °F

Contractor Personnel: Amanda Miller, John Jent, Tomas Hernandez, Samir Mansy, Morgan Helfrich, Travis Steele

Subcontractor Personnel (Name/Company): Ethan Frontz / Frontz Drilling

Tube A Time: 1:43 (HH:MM) Depth Range (ft) Drilled: 1-3 Recovery (ft:) 10"

Tube B Time: 1:43 (HH:MM) Depth Range (ft) Drilled: 3-5 Recovery (ft:) 10"

Tube C Time: ~~1:39~~ SM 1:50 (HH:MM) Depth Range (ft) Drilled: 5-7 Recovery (ft:) 8"

Remarks/Visitors: _____

FIELD LOG – TASK 6 SUBSURFACE SOIL HORIZONTAL ISM SAMPLES

Project- Final Sampling & Closure of Load Lines 1, 2, 3, 4, 12, and Other Areas of Concern
USACE Contract No. W912QR-10-P-0037

Load Line: 1 Building No.: CB-4A Vertical Geoprobe Number (#): 2
(# only = Primary; A-# = 1st triplicate; B-# = 2nd Triplicate)

Subsurface Soil Horizontal ISM ID: LL1SB-643M-(0101-0103)-S0

Date: 7/5/2011 (MM/DD/YYYY) Weather: CLEAR 75 °F

Contractor Personnel: Amanda Miller, John Jent, Tomas Hernandez, Samir Mansy, Morgan Helfrich, Travis Steele

Subcontractor Personnel (Name/Company): Ethan Frontz/ Frontz Drilling

Tube A Time: 1:30 PM (HH:MM) Depth Range (ft) Drilled: 1-3 Recovery (ft:) 12"

Tube B Time: _____ (HH:MM) Depth Range (ft) Drilled: _____ Recovery (ft:) _____

Tube C Time: _____ (HH:MM) Depth Range (ft) Drilled: _____ Recovery (ft:) _____

Remarks/Visitors: _____

Load Line: 1 Building No.: CB-4A Vertical Geoprobe Number (#): 7
(# only = Primary; A-# = 1st triplicate; B-# = 2nd Triplicate)

Subsurface Soil Horizontal ISM ID: LL1SB-643M-(0101-0103)-S0

Date: _____ (MM/DD/YYYY) Weather: CLEAR 75 °F

Contractor Personnel: Amanda Miller, John Jent, Tomas Hernandez, Samir Mansy, Morgan Helfrich, Travis Steele

Subcontractor Personnel (Name/Company): Ethan Frontz / Frontz Drilling

Tube A Time: 2:25 PM (HH:MM) Depth Range (ft) Drilled: 1-3 Recovery (ft:) 13"

Tube B Time: 2:25 PM (HH:MM) Depth Range (ft) Drilled: 3-5 Recovery (ft:) 6"

Tube C Time: _____ (HH:MM) Depth Range (ft) Drilled: _____ Recovery (ft:) _____

Remarks/Visitors: _____

FIELD LOG – TASK 6 SUBSURFACE SOIL HORIZONTAL ISM SAMPLES

Project- Final Sampling & Closure of Load Lines 1, 2, 3, 4, 12, and Other Areas of Concern
USACE Contract No. W912QR-10-P-0037

Load Line: 1 Building No.: CB-4A Vertical Geoprobe Number (#): 3
(# only = Primary; A-# = 1st triplicate; B-# = 2nd Triplicate)

Subsurface Soil Horizontal ISM ID: LL1SB-643M-(0101-0103)-SO

Date: 7/5/2011 (MM/DD/YYYY) Weather: CLEAR 75 °F

Contractor Personnel: Amanda Miller, John Jent, Tomas Hernandez, Samir Mansy, Morgan Helfrich, Travis Steele

Subcontractor Personnel (Name/Company): Ethan Frontz/ Frontz Drilling

Tube A Time: 1:50 PM (HH:MM) Depth Range (ft) Drilled: 1-3 Recovery (ft:) 18"

Tube B Time: ~~1:50~~ (HH:MM) Depth Range (ft) Drilled: ~~3-5~~ Recovery (ft:) ~~9"~~ SM

Tube C Time: _____ (HH:MM) Depth Range (ft) Drilled: _____ Recovery (ft:) _____

Remarks/Visitors: _____

Load Line: 1 Building No.: CB-4A Vertical Geoprobe Number (#): 6
(# only = Primary; A-# = 1st triplicate; B-# = 2nd Triplicate)

Subsurface Soil Horizontal ISM ID: LL1SB-643M-(0101-0103)-SO

Date: 7/5/2011 (MM/DD/YYYY) Weather: CLEAR 75 °F

Contractor Personnel: Amanda Miller, John Jent, Tomas Hernandez, Samir Mansy, Morgan Helfrich, Travis Steele

Subcontractor Personnel (Name/Company): Ethan Frontz / Frontz Drilling

Tube A Time: 2:30 PM (HH:MM) Depth Range (ft) Drilled: 1-3 Recovery (ft:) 15"

Tube B Time: _____ (HH:MM) Depth Range (ft) Drilled: _____ Recovery (ft:) _____

Tube C Time: _____ (HH:MM) Depth Range (ft) Drilled: _____ Recovery (ft:) _____

Remarks/Visitors: _____

FIELD LOG – TASK 6 SUBSURFACE SOIL HORIZONTAL ISM SAMPLES

Project- Final Sampling & Closure of Load Lines 1, 2, 3, 4, 12, and Other Areas of Concern
USACE Contract No. W912QR-10-P-0037

Load Line: 1 Building No.: CB-4A Vertical Geoprobe Number (#): 4
(# only = Primary; A-# = 1st triplicate; B-# = 2nd Triplicate)

Subsurface Soil Horizontal ISM ID: LL1SB-643 M-(0101-0103)-S0

Date: 7/5/2011 (MM/DD/YYYY) Weather: CLEAR 75°F

Contractor Personnel: Amanda Miller, John Jent, Tomas Hernandez, Samir Mansy, Morgan Helfrich, Travis Steele

Subcontractor Personnel (Name/Company): Ethan Frontz/ Frontz Drilling

Tube A Time: 2:00 PM (HH:MM) Depth Range (ft) Drilled: 1-3 Recovery (ft:) 10"

Tube B Time: 2:10 PM (HH:MM) Depth Range (ft) Drilled: 3-5 Recovery (ft:) 10"

Tube C Time: 2:12 PM (HH:MM) Depth Range (ft) Drilled: 5-7 Recovery (ft:) 10"

Remarks/Visitors:

Load Line: 1 Building No.: CB-4 Vertical Geoprobe Number (#): 5
(# only = Primary; A-# = 1st triplicate; B-# = 2nd Triplicate)

Subsurface Soil Horizontal ISM ID: LL1SB-643 M-(0101-0103)-S0

Date: 7/5/2011 (MM/DD/YYYY) Weather: CLEAR 75°F

Contractor Personnel: Amanda Miller, John Jent, Tomas Hernandez, Samir Mansy, Morgan Helfrich, Travis Steele

Subcontractor Personnel (Name/Company): Ethan Frontz / Frontz Drilling

Tube A Time: 2:28 PM (HH:MM) Depth Range (ft) Drilled: 1-3 Recovery (ft:) 18"

Tube B Time: 2:28 PM (HH:MM) Depth Range (ft) Drilled: 3-5 Recovery (ft:) 9"

Tube C Time: _____ (HH:MM) Depth Range (ft) Drilled: _____ Recovery (ft:) _____

Remarks/Visitors:

FIELD LOG – TASK 6 SUBSURFACE SOIL HORIZONTAL ISM SAMPLES

Project- Final Sampling & Closure of Load Lines 1, 2, 3, 4, 12, and Other Areas of Concern
USACE Contract No. W912QR-10-P-0037

Load Line: 1 Building No.: CB-4A Vertical Geoprobe Number (#) : 8
(# only = Primary; A-# = 1st triplicate; B-# = 2nd Triplicate)

Subsurface Soil Horizontal ISM ID: LL1SB-640M-(0101-0103)-SO

Date: 7/5/2011 (MM/DD/YYYY) Weather: CLEAR 80°F

Contractor Personnel: Amanda Miller, John Jent, Tomas Hernandez, Samir Mansy, Morgan Helfrich, Travis Steele

Subcontractor Personnel (Name/Company): Ethan Frontz/ Frontz Drilling

Tube A Time: 3:04 PM (HH:MM) Depth Range (ft) Drilled: 1-3 Recovery (ft:) 16"

Tube B Time: 3:04 PM (HH:MM) Depth Range (ft) Drilled: 3-5 Recovery (ft:) 16"

Tube C Time: _____ (HH:MM) Depth Range (ft) Drilled: _____ Recovery (ft:) _____

Remarks/Visitors: _____

Load Line: 1 Building No.: CB-4A Vertical Geoprobe Number (#) : 7
(# only = Primary; A-# = 1st triplicate; B-# = 2nd Triplicate)

Subsurface Soil Horizontal ISM ID: LL1SB-640M-(0101-0103)-SO

Date: 7/5/2011 (MM/DD/YYYY) Weather: CLEAR 80°F

Contractor Personnel: Amanda Miller, John Jent, Tomas Hernandez, Samir Mansy, Morgan Helfrich, Travis Steele

Subcontractor Personnel (Name/Company): Ethan Frontz / Frontz Drilling

Tube A Time: 3:12 PM (HH:MM) Depth Range (ft) Drilled: 1-3 Recovery (ft:) 12"

Tube B Time: _____ (HH:MM) Depth Range (ft) Drilled: _____ Recovery (ft:) _____

Tube C Time: _____ (HH:MM) Depth Range (ft) Drilled: _____ Recovery (ft:) _____

Remarks/Visitors: _____

FIELD LOG – TASK 6 SUBSURFACE SOIL HORIZONTAL ISM SAMPLES

Project- Final Sampling & Closure of Load Lines 1, 2, 3, 4, 12, and Other Areas of Concern
USACE Contract No. W912QR-10-P-0037

Load Line: 1 Building No.: SCB-4A Vertical Geoprobe Number (#): 6
(# only = Primary; A-# = 1st triplicate; B-# = 2nd Triplicate)

Subsurface Soil Horizontal ISM ID: LL1SB640M-(0101-0103)-SO

Date: 7/5/2011 (MM/DD/YYYY) Weather: CLEAR 82°F

Contractor Personnel: Amanda Miller, John Jent, Tomas Hernandez, Samir Mansy, Morgan Helfrich, Travis Steele

Subcontractor Personnel (Name/Company): Ethan Frontz/ Frontz Drilling

Tube A Time: 3:17 PM (HH:MM) Depth Range (ft) Drilled: 1-3 Recovery (ft:) 6"

Tube B Time: _____ (HH:MM) Depth Range (ft) Drilled: _____ Recovery (ft:) _____

Tube C Time: _____ (HH:MM) Depth Range (ft) Drilled: _____ Recovery (ft:) _____

Remarks/Visitors: _____

Load Line: 1 Building No.: CB-4A Vertical Geoprobe Number (#): 5
(# only = Primary; A-# = 1st triplicate; B-# = 2nd Triplicate)

Subsurface Soil Horizontal ISM ID: LL1SB640M-(0101-0103)-SO

Date: 7/5/2011 (MM/DD/YYYY) Weather: CLEAR 82°F

Contractor Personnel: Amanda Miller, John Jent, Tomas Hernandez, Samir Mansy, Morgan Helfrich, Travis Steele

Subcontractor Personnel (Name/Company): Ethan Frontz / Frontz Drilling

Tube A Time: 3:18 PM (HH:MM) Depth Range (ft) Drilled: 1-3 Recovery (ft:) 14"

Tube B Time: 3:18 PM (HH:MM) Depth Range (ft) Drilled: 3-5 Recovery (ft:) 14"

Tube C Time: 3:29 PM (HH:MM) Depth Range (ft) Drilled: 5-7 Recovery (ft:) 7"

Remarks/Visitors: _____

FIELD LOG – TASK 6 SUBSURFACE SOIL HORIZONTAL ISM SAMPLES

Project- Final Sampling & Closure of Load Lines 1, 2, 3, 4, 12, and Other Areas of Concern
USACE Contract No. W912QR-10-P-0037

Load Line: 1 Building No.: CB-4A Vertical Geoprobe Number (#): 4
(# only = Primary; A-# = 1st triplicate; B-# = 2nd Triplicate)

Subsurface Soil Horizontal ISM ID: LL1SB- 640M-(0101-0103)-SO

Date: 7/5/2011 (MM/DD/YYYY) Weather: CLEAR 83 °F

Contractor Personnel: Amanda Miller, John Jent, Tomas Hernandez, Samir Mansy, Morgan Helfrich, Travis Steele

Subcontractor Personnel (Name/Company): Ethan Frontz/ Frontz Drilling

Tube A Time: 3:44 PM (HH:MM) Depth Range (ft) Drilled: 1-3 Recovery (ft:) 12"

Tube B Time: 3:44 PM (HH:MM) Depth Range (ft) Drilled: 3-5 Recovery (ft:) 12"

Tube C Time: _____ (HH:MM) Depth Range (ft) Drilled: _____ Recovery (ft:) _____

Remarks/Visitors: _____

Load Line: 1 Building No.: CB-4A Vertical Geoprobe Number (#): 3
(# only = Primary; A-# = 1st triplicate; B-# = 2nd Triplicate)

Subsurface Soil Horizontal ISM ID: LL1SB- 640M-(0101-0103)-SO

Date: 7/5/2011 (MM/DD/YYYY) Weather: CLEAR 83 °F

Contractor Personnel: Amanda Miller, John Jent, Tomas Hernandez, Samir Mansy, Morgan Helfrich, Travis Steele

Subcontractor Personnel (Name/Company): Ethan Frontz / Frontz Drilling

Tube A Time: 3:55 PM (HH:MM) Depth Range (ft) Drilled: 1-3 Recovery (ft:) 6"

Tube B Time: _____ (HH:MM) Depth Range (ft) Drilled: _____ Recovery (ft:) _____

Tube C Time: _____ (HH:MM) Depth Range (ft) Drilled: _____ Recovery (ft:) _____

Remarks/Visitors: _____

FIELD LOG – TASK 6 SUBSURFACE SOIL HORIZONTAL ISM SAMPLES

Project- Final Sampling & Closure of Load Lines 1, 2, 3, 4, 12, and Other Areas of Concern
USACE Contract No. W912QR-10-P-0037

Load Line: 1 Building No.: CB-4A Vertical Geoprobe Number (#): 2
(# only = Primary; A-# = 1st triplicate; B-# = 2nd Triplicate)

Subsurface Soil Horizontal ISM ID: LL1SB-640M-(0101-0103)-SO

Date: 7/5/2011 (MM/DD/YYYY) Weather: CLEAR 83 °F

Contractor Personnel: Amanda Miller, John Jent, Tomas Hernandez, Samir Mansy, Morgan Helfrich, Travis Steele

Subcontractor Personnel (Name/Company): Ethan Frontz/ Frontz Drilling

Tube A Time: 4:07 (HH:MM) Depth Range (ft) Drilled: 1-3 Recovery (ft:) 12"

Tube B Time: _____ (HH:MM) Depth Range (ft) Drilled: _____ Recovery (ft:) _____

Tube C Time: _____ (HH:MM) Depth Range (ft) Drilled: _____ Recovery (ft:) _____

Remarks/Visitors: _____

Load Line: 1 Building No.: CB-4A Vertical Geoprobe Number (#): 1
(# only = Primary; A-# = 1st triplicate; B-# = 2nd Triplicate)

Subsurface Soil Horizontal ISM ID: LL1SB-640M-(0101-0103)-SO

Date: 7/5/2011 (MM/DD/YYYY) Weather: CLEAR 83 °F

Contractor Personnel: Amanda Miller, John Jent, Tomas Hernandez, Samir Mansy, Morgan Helfrich, Travis Steele

Subcontractor Personnel (Name/Company): Ethan Frontz / Frontz Drilling

Tube A Time: 4:00 PM (HH:MM) Depth Range (ft) Drilled: 1-3 Recovery (ft:) 18"

Tube B Time: _____ (HH:MM) Depth Range (ft) Drilled: _____ Recovery (ft:) _____

Tube C Time: _____ (HH:MM) Depth Range (ft) Drilled: _____ Recovery (ft:) _____

Remarks/Visitors: _____

FIELD LOG – TASK 6 SUBSURFACE SOIL HORIZONTAL ISM SAMPLES

Project- Final Sampling & Closure of Load Lines 1, 2, 3, 4, 12, and Other Areas of Concern
USACE Contract No. W912QR-10-P-0037

Load Line: 2 Building No.: DB-4 Vertical Geoprobe Number (#): 1
(# only = Primary; A-# = 1st triplicate; B-# = 2nd Triplicate)

Subsurface Soil Horizontal ISM ID: LL2 SB- 512M-(0101-0103)-SO

Date: 7/1/2011 (MM/DD/YYYY) Weather: CLEAR BLUE SKY, 86 °F

Contractor Personnel: Amanda Miller, John Jent, Tomas Hernandez, Samir Mansy, Morgan Helfrich, Travis Steele

Subcontractor Personnel (Name/Company): Ethan Frontz/ Frontz Drilling

Tube A Time: 2:41 PM (HH:MM) Depth Range (ft) Drilled: 1-3 Recovery (ft:) 17"

Tube B Time: 2:41 PM (HH:MM) Depth Range (ft) Drilled: 3-5 Recovery (ft:) 17"

Tube C Time: 2:45 PM (HH:MM) Depth Range (ft) Drilled: 5-7 Recovery (ft:) 13"

Remarks/Visitors:

Load Line: 2 Building No.: DB-4 Vertical Geoprobe Number (#): 8
(# only = Primary; A-# = 1st triplicate; B-# = 2nd Triplicate)

Subsurface Soil Horizontal ISM ID: LL2 SB- 512 M-(0101-0103)-SO

Date: 7/1/2011 (MM/DD/YYYY) Weather: CLEAR BLUE SKY, 86 °F

Contractor Personnel: Amanda Miller, John Jent, Tomas Hernandez, Samir Mansy, Morgan Helfrich, Travis Steele

Subcontractor Personnel (Name/Company): Ethan Frontz / Frontz Drilling

Tube A Time: 2:44 PM (HH:MM) Depth Range (ft) Drilled: 1-3 Recovery (ft:) 16"

Tube B Time: 2:44 PM (HH:MM) Depth Range (ft) Drilled: 3-5 Recovery (ft:) 16"

Tube C Time: 2:47 PM (HH:MM) Depth Range (ft) Drilled: 5-7 Recovery (ft:) 22"

Remarks/Visitors:

FIELD LOG – TASK 6 SUBSURFACE SOIL HORIZONTAL ISM SAMPLES

Project- Final Sampling & Closure of Load Lines 1, 2, 3, 4, 12, and Other Areas of Concern
USACE Contract No. W912QR-10-P-0037

Load Line: 2 Building No.: DB-4 Vertical Geoprobe Number (#) : 7
(# only = Primary; A-# = 1st triplicate; B-# = 2nd Triplicate)

Subsurface Soil Horizontal ISM ID: LL2 SB- 512 M-(0101-0103)-SO

Date: 7/1/2011 (MM/DD/YYYY) Weather: CLEAR BLUE SKY, 86 °F

Contractor Personnel: Amanda Miller, John Jent, Tomas Hernandez, Samir Mansy, Morgan Helfrich, Travis Steele

Subcontractor Personnel (Name/Company): Ethan Frontz/ Frontz Drilling

Tube A Time: 2:54 PM (HH:MM) Depth Range (ft) Drilled: 1-3 Recovery (ft:) 24"

Tube B Time: 2:54 PM (HH:MM) Depth Range (ft) Drilled: 3-5 Recovery (ft:) 24"

Tube C Time: 3:00 PM (HH:MM) Depth Range (ft) Drilled: 5-7 Recovery (ft:) 24"

Remarks/Visitors:

Load Line: 2 Building No.: DB-4 Vertical Geoprobe Number (#) : 2
(# only = Primary; A-# = 1st triplicate; B-# = 2nd Triplicate)

Subsurface Soil Horizontal ISM ID: LL2 SB- 512 M- (0101-0103)- SO

Date: 7/1/2011 (MM/DD/YYYY) Weather: CLEAR BLUE SKY, 86 °F

Contractor Personnel: Amanda Miller, John Jent, Tomas Hernandez, Samir Mansy, Morgan Helfrich, Travis Steele

Subcontractor Personnel (Name/Company): Ethan Frontz / Frontz Drilling

Tube A Time: 2:57 (HH:MM) Depth Range (ft) Drilled: 1-3 Recovery (ft:) 25"

Tube B Time: 2:57 (HH:MM) Depth Range (ft) Drilled: 3-5 Recovery (ft:) NONE

Tube C Time: _____ (HH:MM) Depth Range (ft) Drilled: _____ Recovery (ft:) NONE

Remarks/Visitors:

FIELD LOG – TASK 6 SUBSURFACE SOIL HORIZONTAL ISM SAMPLES

Project- Final Sampling & Closure of Load Lines 1, 2, 3, 4, 12, and Other Areas of Concern
USACE Contract No. W912QR-10-P-0037

Load Line: 2 Building No.: DB-4 Vertical Geoprobe Number (#): SM ~~7~~ 3
(# only = Primary; A-# = 1st triplicate; B-# = 2nd Triplicate)

Subsurface Soil Horizontal ISM ID: LL2SB-~~215~~512-(0101-0103)-SO

Date: 7/1/2011 (MM/DD/YYYY) Weather: CLEAR BLUE SKY, 86°F

Contractor Personnel: Amanda Miller, John Jent, Tomas Hernandez, Samir Mansy, Morgan Helfrich, Travis Steele

Subcontractor Personnel (Name/Company): Ethan Frontz/ Frontz Drilling

Tube A Time: 3:04 PM (HH:MM) Depth Range (ft) Drilled: 1-3 Recovery (ft:) 25"

Tube B Time: 3:04 PM (HH:MM) Depth Range (ft) Drilled: 3-5 Recovery (ft:) 25"

Tube C Time: ~~3:00 PM~~ 3:21 (HH:MM) Depth Range (ft) Drilled: 5-7 Recovery (ft:) ~~NONE~~ SM 24"

Remarks/Visitors:

Load Line: 2 Building No.: DB-4 Vertical Geoprobe Number (#): 6
(# only = Primary; A-# = 1st triplicate; B-# = 2nd Triplicate)

Subsurface Soil Horizontal ISM ID: LL2SB-512-(0101-0103)-SO

Date: 7/1/2011 (MM/DD/YYYY) Weather: CLEAR BLUE SKY, 86°F

Contractor Personnel: Amanda Miller, John Jent, Tomas Hernandez, Samir Mansy, Morgan Helfrich, Travis Steele

Subcontractor Personnel (Name/Company): Ethan Frontz / Frontz Drilling

Tube A Time: 3:10 PM (HH:MM) Depth Range (ft) Drilled: 1-3 Recovery (ft:) 18"

Tube B Time: _____ (HH:MM) Depth Range (ft) Drilled: 3-5 Recovery (ft:) NONE

Tube C Time: _____ (HH:MM) Depth Range (ft) Drilled: 5-7 Recovery (ft:) NONE

Remarks/Visitors:

FIELD LOG – TASK 6 SUBSURFACE SOIL HORIZONTAL ISM SAMPLES

Project- Final Sampling & Closure of Load Lines 1, 2, 3, 4, 12, and Other Areas of Concern
USACE Contract No. W912QR-10-P-0037

Load Line: 2 Building No.: DB-4 Vertical Geoprobe Number (#) : 5
(# only = Primary; A-# = 1st triplicate; B-# = 2nd Triplicate)

Subsurface Soil Horizontal ISM ID: LL2 – 512 M – (0101–0103) – SO

Date: 7/1/2011 (MM/DD/YYYY) Weather: CLEAR BLUE SKY, 86 °F

Contractor Personnel: Amanda Miller, John Jent, Tomas Hernandez, Samir Mansy, Morgan Helfrich, Travis Steele

Subcontractor Personnel (Name/Company): Ethan Frontz/ Frontz Drilling

Tube A Time: 3:16 (HH:MM) Depth Range (ft) Drilled: 1–3 Recovery (ft:) 22"
Tube B Time: 3:16 (HH:MM) Depth Range (ft) Drilled: 3–5 Recovery (ft:) 22"
Tube C Time: _____ (HH:MM) Depth Range (ft) Drilled: 5–7 Recovery (ft:) 24"

Remarks/Visitors:

Load Line: 2 Building No.: DB-4 Vertical Geoprobe Number (#) : 4
(# only = Primary; A-# = 1st triplicate; B-# = 2nd Triplicate)

Subsurface Soil Horizontal ISM ID: LL2 – 512 M – (0101–0103) – SO

Date: 7/1/2011 (MM/DD/YYYY) Weather: CLEAR BLUE SKY, 86 °F

Contractor Personnel: Amanda Miller, John Jent, Tomas Hernandez, Samir Mansy, Morgan Helfrich, Travis Steele

Subcontractor Personnel (Name/Company): Ethan Frontz / Frontz Drilling

Tube A Time: 3:30 PM (HH:MM) Depth Range (ft) Drilled: 1–3 Recovery (ft:) 25"
Tube B Time: 3:30 PM (HH:MM) Depth Range (ft) Drilled: 3–5 Recovery (ft:) 25"
Tube C Time: 3:34 PM (HH:MM) Depth Range (ft) Drilled: 5–7 Recovery (ft:) 13"

Remarks/Visitors:

FIELD LOG – TASK 6 SUBSURFACE SOIL HORIZONTAL ISM SAMPLES

Project- Final Sampling & Closure of Load Lines 1, 2, 3, 4, 12, and Other Areas of Concern
USACE Contract No. W912QR-10-P-0037

Load Line #12 Building No.: DB-4 Vertical Geoprobe Number (#): 8
(# only = Primary; A-# = 1st triplicate; B-# = 2nd Triplicate)

Subsurface Soil Horizontal ISM ID: LL2SB-513M-(0101-0103)-SO

Date: 7/1/2011 (MM/DD/YYYY) Weather: CLEAR BLUE SKY, 76°F

Contractor Personnel: Amanda Miller, John Jent, Tomas Hernandez, Samir Mansy, Morgan Helfrich, Travis Steele

Subcontractor Personnel (Name/Company): Ethan Frontz/ Frontz Drilling

Tube A Time: 11:35 AM (HH:MM) Depth Range (ft) Drilled: 1-3 Recovery (ft:) 18"
Tube B Time: 11:35 AM (HH:MM) Depth Range (ft) Drilled: 3-5 Recovery (ft:) 18"
Tube C Time: 11:40 AM (HH:MM) Depth Range (ft) Drilled: 5-7 Recovery (ft:) 24"

Remarks/Visitors:

Load Line: 2 Building No.: DB-4 Vertical Geoprobe Number (#): 7
(# only = Primary; A-# = 1st triplicate; B-# = 2nd Triplicate)

Subsurface Soil Horizontal ISM ID: LL2SB-513M-(0101-0103)-SO

Date: 7/1/2011 (MM/DD/YYYY) Weather: CLEAR BLUE SKY, 76°F

Contractor Personnel: Amanda Miller, John Jent, Tomas Hernandez, Samir Mansy, Morgan Helfrich, Travis Steele

Subcontractor Personnel (Name/Company): Ethan Frontz / Frontz Drilling

Tube A Time: 11:47 ~~11:57~~ AM (HH:MM) Depth Range (ft) Drilled: 1-3 Recovery (ft:) 21"
Tube B Time: 11:47 AM (HH:MM) Depth Range (ft) Drilled: 3-5 Recovery (ft:) 22"
Tube C Time: 11:51 AM (HH:MM) Depth Range (ft) Drilled: 5-7 Recovery (ft:) 24"

Remarks/Visitors:

FIELD LOG – TASK 6 SUBSURFACE SOIL HORIZONTAL ISM SAMPLES

Project- Final Sampling & Closure of Load Lines 1, 2, 3, 4, 12, and Other Areas of Concern
USACE Contract No. W912QR-10-P-0037

Load Line: 2 Building No.: DB-4 Vertical Geoprobe Number (#): 6
(# only = Primary; A-# = 1st triplicate; B-# = 2nd Triplicate)

Subsurface Soil Horizontal ISM ID: LL2 SB-513 M-(0101-0103)-SO

Date: 7/1/2011 (MM/DD/YYYY) Weather: CLEAR BLUE SKY, 76 °F

Contractor Personnel: Amanda Miller, John Jent, Tomas Hernandez, Samir Mansy, Morgan Helfrich, Travis Steele

Subcontractor Personnel (Name/Company): Ethan Frontz/ Frontz Drilling

Tube A Time: 12:03 PM (HH:MM) Depth Range (ft) Drilled: 1-3 Recovery (ft:) SM 26" 16"

Tube B Time: 12:03 PM (HH:MM) Depth Range (ft) Drilled: 3-5 Recovery (ft:) SM 27" 17"

Tube C Time: _____ (HH:MM) Depth Range (ft) Drilled: 5-7 Recovery (ft:) NONE

Remarks/Visitors:

Load Line: 2 Building No.: DB-4 Vertical Geoprobe Number (#): 5
(# only = Primary; A-# = 1st triplicate; B-# = 2nd Triplicate)

Subsurface Soil Horizontal ISM ID: LL2 SB-513M-(0101-0103)-SO

Date: 7/1/2011 (MM/DD/YYYY) Weather: CLEAR BLUE SKY, 76 °F

Contractor Personnel: Amanda Miller, John Jent, Tomas Hernandez, Samir Mansy, Morgan Helfrich, Travis Steele

Subcontractor Personnel (Name/Company): Ethan Frontz / Frontz Drilling

Tube A Time: 12:15 PM (HH:MM) Depth Range (ft) Drilled: 1-3 Recovery (ft:) 19"

Tube B Time: 12:15 PM (HH:MM) Depth Range (ft) Drilled: 3-5 Recovery (ft:) 20"

Tube C Time: 12:19 (HH:MM) Depth Range (ft) Drilled: 5-7 Recovery (ft:) 24"

Remarks/Visitors:

FIELD LOG – TASK 6 SUBSURFACE SOIL HORIZONTAL ISM SAMPLES

Project- Final Sampling & Closure of Load Lines 1, 2, 3, 4, 12, and Other Areas of Concern
USACE Contract No. W912QR-10-P-0037

Load Line: 2 Building No.: DB-4 Vertical Geoprobe Number (#): 4
(# only = Primary; A-# = 1st triplicate; B-# = 2nd Triplicate)

Subsurface Soil Horizontal ISM ID: LL2 SB-513 M-(0101-0103)-SO

Date: 7/1/2011 (MM/DD/YYYY) Weather: CLEAR BLUE SKY, 80°F

Contractor Personnel: Amanda Miller, John Jent, Tomas Hernandez, Samir Mansy, Morgan Helfrich, Travis Steele

Subcontractor Personnel (Name/Company): Ethan Frontz/ Frontz Drilling

Tube A Time: 12:30pm (HH:MM) Depth Range (ft) Drilled: 1-3 Recovery (ft:) 18"
Tube B Time: 12:30pm (HH:MM) Depth Range (ft) Drilled: 3-5 Recovery (ft:) 18"
Tube C Time: 12:35pm (HH:MM) Depth Range (ft) Drilled: 5-7 Recovery (ft:) 24"

Remarks/Visitors:

Load Line: 2 Building No.: DB-4 Vertical Geoprobe Number (#): 3
(# only = Primary; A-# = 1st triplicate; B-# = 2nd Triplicate)

Subsurface Soil Horizontal ISM ID: LL2 SB-513 M-(0101-0103)-SO

Date: 7/1/2011 (MM/DD/YYYY) Weather: CLEAR BLUE SKY, 80°F

Contractor Personnel: Amanda Miller, John Jent, Tomas Hernandez, Samir Mansy, Morgan Helfrich, Travis Steele

Subcontractor Personnel (Name/Company): Ethan Frontz / Frontz Drilling

Tube A Time: 12:46pm (HH:MM) Depth Range (ft) Drilled: 1-3 Recovery (ft:) 8"
Tube B Time: 12:46pm (HH:MM) Depth Range (ft) Drilled: 3-5 Recovery (ft:) None-hit perched water
Tube C Time: — (HH:MM) Depth Range (ft) Drilled: 5-7 Recovery (ft:) None

Remarks/Visitors:

FIELD LOG – TASK 6 SUBSURFACE SOIL HORIZONTAL ISM SAMPLES

Project- Final Sampling & Closure of Load Lines 1, 2, 3, 4, 12, and Other Areas of Concern
USACE Contract No. W912QR-10-P-0037

Load Line: 2 Building No.: DB-4 Vertical Geoprobe Number (#): 2
(# only = Primary; A-# = 1st triplicate; B-# = 2nd Triplicate)

Subsurface Soil Horizontal ISM ID: 2L2 SB-513M-(0101-0103)-SO

Date: 7/1/2011 (MM/DD/YYYY) Weather: CLEAR BLUE SKY, 82 °F

Contractor Personnel: Amanda Miller, John Jent, Tomas Hernandez, Samir Mansy, Morgan Helfrich, Travis Steele

Subcontractor Personnel (Name/Company): Ethan Frontz/ Frontz Drilling

Tube A Time: 12:58pm (HH:MM) Depth Range (ft) Drilled: 1-3 Recovery (ft:) 12"

Tube B Time: _____ (HH:MM) Depth Range (ft) Drilled: 3-5 Recovery (ft:) NONE

Tube C Time: _____ (HH:MM) Depth Range (ft) Drilled: 5-7 Recovery (ft:) NONE

Remarks/Visitors:

Load Line: 2 Building No.: DB-4 Vertical Geoprobe Number (#): 1
(# only = Primary; A-# = 1st triplicate; B-# = 2nd Triplicate)

Subsurface Soil Horizontal ISM ID: 2L2 SB-513M-(0101-0103)-SO

Date: 7/1/2011 (MM/DD/YYYY) Weather: CLEAR BLUE SKY 82 °F

Contractor Personnel: Amanda Miller, John Jent, Tomas Hernandez, Samir Mansy, Morgan Helfrich, Travis Steele

Subcontractor Personnel (Name/Company): Ethan Frontz / Frontz Drilling

Tube A Time: 1:12pm (HH:MM) Depth Range (ft) Drilled: 1-3 Recovery (ft:) 18"

Tube B Time: 1:12pm (HH:MM) Depth Range (ft) Drilled: 3-5 Recovery (ft:) 18"

Tube C Time: 1:15pm (HH:MM) Depth Range (ft) Drilled: 5-7 Recovery (ft:) 24"

Remarks/Visitors:

FIELD LOG – TASK 6 SUBSURFACE SOIL HORIZONTAL ISM SAMPLES

Project- Final Sampling & Closure of Load Lines 1, 2, 3, 4, 12, and Other Areas of Concern
USACE Contract No. W912QR-10-P-0037

Load Line: 2 Building No.: DB-4A Vertical Geoprobe Number (#) : 8
(# only = Primary; A-# = 1st triplicate; B-# = 2nd Triplicate)

Subsurface Soil Horizontal ISM ID: LL2SB-515M-(0101-0103)-SO

Date: 7/1/2011 (MM/DD/YYYY) Weather: CLEAR BLUE SKY 74°F

Contractor Personnel: Amanda Miller, John Jent, Tomas Hernandez, Samir Mansy, Morgan Helfrich, Travis Steele

Subcontractor Personnel (Name/Company): Ethan Frontz/ Frontz Drilling

Tube A Time: 9:40 AM (HH:MM) Depth Range (ft) Drilled: 1-3 Recovery (ft:) 15"

Tube B Time: 9:40 AM (HH:MM) Depth Range (ft) Drilled: 3-5 Recovery (ft:) 15"

Tube C Time: 9:45 AM (HH:MM) Depth Range (ft) Drilled: 5-7 Recovery (ft:) 24"

Remarks/Visitors:

Load Line: 2 Building No.: DB-4A Vertical Geoprobe Number (#) : 1
(# only = Primary; A-# = 1st triplicate; B-# = 2nd Triplicate)

Subsurface Soil Horizontal ISM ID: LL2SB-515M-(0101-0103)-SO

Date: 7/1/2011 (MM/DD/YYYY) Weather: CLEAR BLUE SKY 74°F

Contractor Personnel: Amanda Miller, John Jent, Tomas Hernandez, Samir Mansy, Morgan Helfrich, Travis Steele

Subcontractor Personnel (Name/Company): Ethan Frontz / Frontz Drilling

Tube A Time: 9:50 AM (HH:MM) Depth Range (ft) Drilled: 1-3 Recovery (ft:) 24"

Tube B Time: 9:50 AM (HH:MM) Depth Range (ft) Drilled: 3-5 Recovery (ft:) 25"

Tube C Time: 9:50 (HH:MM) Depth Range (ft) Drilled: 5-7 Recovery (ft:) 18"

Remarks/Visitors:

FIELD LOG – TASK 6 SUBSURFACE SOIL HORIZONTAL ISM SAMPLES

Project- Final Sampling & Closure of Load Lines 1, 2, 3, 4, 12, and Other Areas of Concern
USACE Contract No. W912QR-10-P-0037

Load Line: 2 Building No.: DB-4A Vertical Geoprobe Number (#) : 7
(# only = Primary; A-# = 1st triplicate; B-# = 2nd Triplicate)

Subsurface Soil Horizontal ISM ID: L2SB-515M-(0101-0103)-SO

Date: 7/1/2011 (MM/DD/YYYY) Weather: CLEAR BLUE SKY, 74°F

Contractor Personnel: Amanda Miller, John Jent, Tomas Hernandez, Samir Mansy, Morgan Helfrich, Travis Steele

Subcontractor Personnel (Name/Company): Ethan Frontz/ Frontz Drilling

Tube A Time: _____ (HH:MM) Depth Range (ft) Drilled: 1-3 Recovery (ft:) SM ~~13"~~ 26"

Tube B Time: _____ (HH:MM) Depth Range (ft) Drilled: 3-5 Recovery (ft:) SM ~~13"~~ NONE

Tube C Time: _____ (HH:MM) Depth Range (ft) Drilled: 5-7 Recovery (ft:) NONE

Remarks/Visitors:

Load Line: 2 Building No.: DB-4A Vertical Geoprobe Number (#) : 2
(# only = Primary; A-# = 1st triplicate; B-# = 2nd Triplicate)

Subsurface Soil Horizontal ISM ID: L2SB-515M-(010-0103)-SO

Date: 7/1/2011 (MM/DD/YYYY) Weather: CLEAR BLUE SKY, 74°F

Contractor Personnel: Amanda Miller, John Jent, Tomas Hernandez, Samir Mansy, Morgan Helfrich, Travis Steele

Subcontractor Personnel (Name/Company): Ethan Frontz / Frontz Drilling

Tube A Time: 10:00 AM (HH:MM) Depth Range (ft) Drilled: 1-3 Recovery (ft:) 18"

Tube B Time: 10:00 AM (HH:MM) Depth Range (ft) Drilled: 3-5 Recovery (ft:) 18"

Tube C Time: _____ (HH:MM) Depth Range (ft) Drilled: 5-7 Recovery (ft:) 17"

Remarks/Visitors:

FIELD LOG – TASK 6 SUBSURFACE SOIL HORIZONTAL ISM SAMPLES

Project- Final Sampling & Closure of Load Lines 1, 2, 3, 4, 12, and Other Areas of Concern
USACE Contract No. W912QR-10-P-0037

Load Line: 2 Building No.: DB-4A Vertical Geoprobe Number (#): 6
(# only = Primary; A-# = 1st triplicate; B-# = 2nd Triplicate)

Subsurface Soil Horizontal ISM ID: LL2SB-515M-(0101-0103)-SO

Date: 7/1/2011 (MM/DD/YYYY) Weather: CLEAR BLUE SKY, 74°F

Contractor Personnel: Amanda Miller, John Jent, Tomas Hernandez, Samir Mansy, Morgan Helfrich, Travis Steele

Subcontractor Personnel (Name/Company): Ethan Frontz/ Frontz Drilling

Tube A Time: 10:17 AM (HH:MM) Depth Range (ft) Drilled: 1-3 Recovery (ft:) 16"

Tube B Time: 10:17 AM (HH:MM) Depth Range (ft) Drilled: 3-5 Recovery (ft:) 17"

Tube C Time: _____ (HH:MM) Depth Range (ft) Drilled: 5-7 Recovery (ft:) 24"

Remarks/Visitors:

Load Line: 2 Building No.: DB-4A Vertical Geoprobe Number (#): 3
(# only = Primary; A-# = 1st triplicate; B-# = 2nd Triplicate)

Subsurface Soil Horizontal ISM ID: LL2SB-515M (0101-0103)-SO

Date: 7/1/2011 (MM/DD/YYYY) Weather: CLEAR BLUE SKY, 74°F

Contractor Personnel: Amanda Miller, John Jent, Tomas Hernandez, Samir Mansy, Morgan Helfrich, Travis Steele

Subcontractor Personnel (Name/Company): Ethan Frontz / Frontz Drilling

Tube A Time: 10:25 AM (HH:MM) Depth Range (ft) Drilled: 1-3 Recovery (ft:) 24"

Tube B Time: 10:25 A (HH:MM) Depth Range (ft) Drilled: 3-5 Recovery (ft:) 25"

Tube C Time: _____ (HH:MM) Depth Range (ft) Drilled: 5-7 Recovery (ft:) 24"

Remarks/Visitors:

FIELD LOG – TASK 6 SUBSURFACE SOIL HORIZONTAL ISM SAMPLES

Project- Final Sampling & Closure of Load Lines 1, 2, 3, 4, 12, and Other Areas of Concern
USACE Contract No. W912QR-10-P-0037

Load Line: 2 Building No.: DB-4A Vertical Geoprobe Number (#): 4
(# only = Primary; A-# = 1st triplicate; B-# = 2nd Triplicate)

Subsurface Soil Horizontal ISM ID: LL2SB-515M-(0101-0103)-SO

Date: 7/1/2011 (MM/DD/YYYY) Weather: CLEAR BLUE SKY, 74°F

Contractor Personnel: Amanda Miller, John Jent, Tomas Hernandez, Samir Mansy, Morgan Helfrich, Travis Steele

Subcontractor Personnel (Name/Company): Ethan Frontz/ Frontz Drilling

Tube A Time: 10:41 AM (HH:MM) Depth Range (ft) Drilled: 1-3 Recovery (ft:) 16"
Tube B Time: 10:41 AM (HH:MM) Depth Range (ft) Drilled: 3-5 Recovery (ft:) 16"
Tube C Time: 10:45 AM (HH:MM) Depth Range (ft) Drilled: 5-7 Recovery (ft:) 24"

Remarks/Visitors:

Load Line: 2 Building No.: DB-4A Vertical Geoprobe Number (#): 5
(# only = Primary; A-# = 1st triplicate; B-# = 2nd Triplicate)

Subsurface Soil Horizontal ISM ID: LL2SB-515M-(0101-0103)-SO

Date: 7/1/2011 (MM/DD/YYYY) Weather: CLEAR BLUE SKY, 74°F

Contractor Personnel: Amanda Miller, John Jent, Tomas Hernandez, Samir Mansy, Morgan Helfrich, Travis Steele

Subcontractor Personnel (Name/Company): Ethan Frontz / Frontz Drilling

Tube A Time: 10:37 AM (HH:MM) Depth Range (ft) Drilled: 1-3 Recovery (ft:) 15"
Tube B Time: 10:37 AM (HH:MM) Depth Range (ft) Drilled: 3-5 Recovery (ft:) 16"
Tube C Time: 10:45 AM (HH:MM) Depth Range (ft) Drilled: 5-7 Recovery (ft:) 24"

Remarks/Visitors:

FIELD LOG – TASK 6 SUBSURFACE SOIL HORIZONTAL ISM SAMPLES

Project- Final Sampling & Closure of Load Lines 1, 2, 3, 4, 12, and Other Areas of Concern
USACE Contract No. W912QR-10-P-0037

Load Line: 2 Building No.: DB-4A Vertical Geoprobe Number (#): 1
(# only = Primary; A-# = 1st triplicate; B-# = 2nd Triplicate)

Subsurface Soil Horizontal ISM ID: LL2SB-514M-(0101-0103)-SO

Date: 6/30/2011 (MM/DD/YYYY) Weather: CLEAR, BLUE SKY, 78°F

Contractor Personnel: Amanda Miller, John Jent, Tomas Hernandez, Samir Mansy, Morgan Helfrich, Travis Steele

Subcontractor Personnel (Name/Company): Ethan Frontz/ Frontz Drilling

Tube A Time: 3:25 PM (HH:MM) Depth Range (ft) Drilled: 1-3 Recovery (ft:) 20"

Tube B Time: 3:25 PM (HH:MM) Depth Range (ft) Drilled: 3-5 Recovery (ft:) 20"

Tube C Time: 3:35 PM (HH:MM) Depth Range (ft) Drilled: 5-7 Recovery (ft:) 19"

Remarks/Visitors:

Load Line: 2 Building No.: DB-4A Vertical Geoprobe Number (#): 2
(# only = Primary; A-# = 1st triplicate; B-# = 2nd Triplicate)

Subsurface Soil Horizontal ISM ID: LL2SB-514M-(0101-0103)-SO

Date: 06/30/2011 (MM/DD/YYYY) Weather: ~~LL2SB-514M-(0101-0103)-SO~~ CLEAR, 78°F

Contractor Personnel: Amanda Miller, John Jent, Tomas Hernandez, Samir Mansy, Morgan Helfrich, Travis Steele

Subcontractor Personnel (Name/Company): Ethan Frontz / Frontz Drilling

Tube A Time: 4:15 (HH:MM) Depth Range (ft) Drilled: 1-3 Recovery (ft:) 12"

Tube B Time: 4:15 (HH:MM) Depth Range (ft) Drilled: 3-5 Recovery (ft:) 12"

Tube C Time: 4:07 (HH:MM) Depth Range (ft) Drilled: 5-7 Recovery (ft:) 21"

Remarks/Visitors:

FIELD LOG – TASK 6 SUBSURFACE SOIL HORIZONTAL ISM SAMPLES

Project- Final Sampling & Closure of Load Lines 1, 2, 3, 4, 12, and Other Areas of Concern
USACE Contract No. W912QR-10-P-0037

Load Line: 2 Building No.: DB-4A Vertical Geoprobe Number (#): 3
(# only = Primary; A-# = 1st triplicate; B-# = 2nd Triplicate)

Subsurface Soil Horizontal ISM ID: LL2SB-~~4~~ SM 514A (0101-0103)-SO

Date: 6/30/2011 (MM/DD/YYYY) Weather: CLEAR, BLUE SKY, 78°F

Contractor Personnel: Amanda Miller, John Jent, Tomas Hernandez, Samir Mansy, Morgan Helfrich, Travis Steele

Subcontractor Personnel (Name/Company): Ethan Frontz/ Frontz Drilling

Tube A Time: 4:25 PM (HH:MM) Depth Range (ft) Drilled: 1-3 Recovery (ft:) 26"

Tube B Time: 4:25 PM (HH:MM) Depth Range (ft) Drilled: 3-5 Recovery (ft:) 26"

Tube C Time: 4:34 PM (HH:MM) Depth Range (ft) Drilled: 5-7 Recovery (ft:) 24"

Remarks/Visitors:

Load Line: 2 Building No.: DB-4A Vertical Geoprobe Number (#): SM ~~4~~ 5
(# only = Primary; A-# = 1st triplicate; B-# = 2nd Triplicate)

Subsurface Soil Horizontal ISM ID: LL2SB-514M-(0101-0103)-SO

Date: 7/1/2011 ~~6/30/2011~~ SM (MM/DD/YYYY) Weather: CLEAR, BLUE SKY, 72-78 SM °F

Contractor Personnel: Amanda Miller, John Jent, Tomas Hernandez, Samir Mansy, Morgan Helfrich, Travis Steele

Subcontractor Personnel (Name/Company): Ethan Frontz / Frontz Drilling

Tube A Time: 8:40 AM (HH:MM) Depth Range (ft) Drilled: 1-3 Recovery (ft:) 25"

Tube B Time: 8:40 AM (HH:MM) Depth Range (ft) Drilled: 3-5 Recovery (ft:) 25"

Tube C Time: 8:45 AM (HH:MM) Depth Range (ft) Drilled: 5-7 Recovery (ft:) 24"

Remarks/Visitors:

FIELD LOG – TASK 6 SUBSURFACE SOIL HORIZONTAL ISM SAMPLES

Project- Final Sampling & Closure of Load Lines 1, 2, 3, 4, 12, and Other Areas of Concern
USACE Contract No. W912QR-10-P-0037

Load Line: 2 Building No.: DB-4A Vertical Geoprobe Number (#): SH ~~5~~ 4
(# only = Primary; A-# = 1st triplicate; B-# = 2nd Triplicate)

Subsurface Soil Horizontal ISM ID: LL2SB-514M (0101-0103)-SO

Date: 6/30/2011 (MM/DD/YYYY) Weather: CLEAR, BLUE SKY, 78 °F

Contractor Personnel: Amanda Miller, John Jent, Tomas Hernandez, Samir Mansy, Morgan Helfrich, Travis Steele

Subcontractor Personnel (Name/Company): Ethan Frontz/ Frontz Drilling

Tube A Time: 4:45 PM (HH:MM) Depth Range (ft) Drilled: 1-3 Recovery (ft:) 25"

Tube B Time: 4:45 PM (HH:MM) Depth Range (ft) Drilled: 3-5 Recovery (ft:) 25"

Tube C Time: 4:51 PM (HH:MM) Depth Range (ft) Drilled: 5-7 Recovery (ft:) 24"

Remarks/Visitors:

Load Line: 2 Building No.: DB-4A Vertical Geoprobe Number (#): 6
(# only = Primary; A-# = 1st triplicate; B-# = 2nd Triplicate)

Subsurface Soil Horizontal ISM ID: LL2SB-514M (0101-0103)-SO

Date: 7/1/2011 (MM/DD/YYYY) Weather: CLEAR, BLUE SKY, 78°F

Contractor Personnel: Amanda Miller, John Jent, Tomas Hernandez, Samir Mansy, Morgan Helfrich, Travis Steele

Subcontractor Personnel (Name/Company): Ethan Frontz / Frontz Drilling

Tube A Time: 8:52 AM (HH:MM) Depth Range (ft) Drilled: 1-3 Recovery (ft:) 25"

Tube B Time: 8:52 AM (HH:MM) Depth Range (ft) Drilled: 3-5 Recovery (ft:) 25"

Tube C Time: 8:55 AM (HH:MM) Depth Range (ft) Drilled: 5-7 Recovery (ft:) 24"

Remarks/Visitors:

FIELD LOG – TASK 6 SUBSURFACE SOIL HORIZONTAL ISM SAMPLES

Project- Final Sampling & Closure of Load Lines 1, 2, 3, 4, 12, and Other Areas of Concern
USACE Contract No. W912QR-10-P-0037

Load Line: 3 Building No.: EB-4 Vertical Geoprobe Number (#): 1
(# only = Primary; A-# = 1st triplicate; B-# = 2nd Triplicate)

Subsurface Soil Horizontal ISM ID: LL3SB-412M-(0101-0103)-SO

Date: 6/30/2011 (MM/DD/YYYY) Weather: CLEAR, BLUE SKY, 72 °F

Contractor Personnel: Amanda Miller, John Jent, Tomas Hernandez, Samir Mansy, Morgan Helfrich, Travis Steele

Subcontractor Personnel (Name/Company): Ethan Frontz/ Frontz Drilling

Tube A Time: 8:20 AM (HH:MM) Depth Range (ft) Drilled: 1-3 Recovery (ft:) 12"

Tube B Time: _____ (HH:MM) Depth Range (ft) Drilled: 3-5 Recovery (ft:) NONE

Tube C Time: _____ (HH:MM) Depth Range (ft) Drilled: 5-7 Recovery (ft:) NONE

Remarks/Visitors: Three attempts

Load Line: 3 Building No.: EB-4 Vertical Geoprobe Number (#): 2
(# only = Primary; A-# = 1st triplicate; B-# = 2nd Triplicate)

Subsurface Soil Horizontal ISM ID: LL3SB-412M-(0101-0103)-SO

Date: 6/30/2011 (MM/DD/YYYY) Weather: CLEAR, BLUE SKY, 72 °F

Contractor Personnel: Amanda Miller, John Jent, Tomas Hernandez, Samir Mansy, Morgan Helfrich, Travis Steele

Subcontractor Personnel (Name/Company): Ethan Frontz / Frontz Drilling

Tube A Time: 8:30 AM (HH:MM) Depth Range (ft) Drilled: 1-3 Recovery (ft:) 21"

Tube B Time: 8:40 AM (HH:MM) Depth Range (ft) Drilled: 3-5 Recovery (ft:) 8'

Tube C Time: _____ (HH:MM) Depth Range (ft) Drilled: 5-7 Recovery (ft:) NONE

Remarks/Visitors:

FIELD LOG – TASK 6 SUBSURFACE SOIL HORIZONTAL ISM SAMPLES

Project- Final Sampling & Closure of Load Lines 1, 2, 3, 4, 12, and Other Areas of Concern
USACE Contract No. W912QR-10-P-0037

Load Line: 3 Building No.: EB-4 Vertical Geoprobe Number (#): 3
(# only = Primary; A-# = 1st triplicate; B-# = 2nd Triplicate)

Subsurface Soil Horizontal ISM ID: LL3SB-412M-(0101-0103)-SO

Date: 6/30/2011 (MM/DD/YYYY) Weather: CLEAR SKY, 72°F

Contractor Personnel: Amanda Miller, John Jent, Tomas Hernandez, Samir Mansy, Morgan Helfrich, Travis Steele

Subcontractor Personnel (Name/Company): Ethan Frontz/ Frontz Drilling

Tube A Time: 8:50 AM / 5M 06/30/2011 (HH:MM) Depth Range (ft) Drilled: 1-3 Recovery (ft:) 21"

Tube B Time: _____ (HH:MM) Depth Range (ft) Drilled: _____ Recovery (ft:) _____

Tube C Time: _____ (HH:MM) Depth Range (ft) Drilled: _____ Recovery (ft:) _____

Remarks/Visitors: _____

Load Line: 3 Building No.: EB-4 Vertical Geoprobe Number (#): 4
(# only = Primary; A-# = 1st triplicate; B-# = 2nd Triplicate)

Subsurface Soil Horizontal ISM ID: LL3SB-412M-(0101-0103)-SO

Date: 6/30/2011 (MM/DD/YYYY) Weather: _____

Contractor Personnel: Amanda Miller, John Jent, Tomas Hernandez, Samir Mansy, Morgan Helfrich, Travis Steele

Subcontractor Personnel (Name/Company): Ethan Frontz / Frontz Drilling

Tube A Time: 9:01 AM (HH:MM) Depth Range (ft) Drilled: 1-3 Recovery (ft:) 25"

Tube B Time: 9:07 AM (HH:MM) Depth Range (ft) Drilled: 3-5 Recovery (ft:) 5"

Tube C Time: _____ (HH:MM) Depth Range (ft) Drilled: _____ Recovery (ft:) _____

Remarks/Visitors: _____

FIELD LOG – TASK 6 SUBSURFACE SOIL HORIZONTAL ISM SAMPLES

Project- Final Sampling & Closure of Load Lines 1, 2, 3, 4, 12, and Other Areas of Concern
USACE Contract No. W912QR-10-P-0037

Load Line: 3 Building No.: EB-4 Vertical Geoprobe Number (#): 5
(# only = Primary; A-# = 1st triplicate; B-# = 2nd Triplicate)

Subsurface Soil Horizontal ISM ID: LL3SB-412 M-(0101-0103)SO

Date: 06/30/2011 (MM/DD/YYYY) Weather: CLEAR, BLUE SKY, 72°F

Contractor Personnel: Amanda Miller, John Jent, Tomas Hernandez, Samir Mansy, Morgan Helfrich, Travis Steele

Subcontractor Personnel (Name/Company): Ethan Frontz/ Frontz Drilling

Tube A Time: 9:24 (HH:MM) Depth Range (ft) Drilled: 1-3 Recovery (ft:) 23"

Tube B Time: 9:24 (HH:MM) Depth Range (ft) Drilled: 3-5 Recovery (ft:) 18"

Tube C Time: _____ (HH:MM) Depth Range (ft) Drilled: _____ Recovery (ft:) NONE

Remarks/Visitors: _____

Load Line: 3 Building No.: EB-4 Vertical Geoprobe Number (#): 6
(# only = Primary; A-# = 1st triplicate; B-# = 2nd Triplicate)

Subsurface Soil Horizontal ISM ID: LL3SB-412 M-(0101-0103)-SO

Date: 06/30/2011 (MM/DD/YYYY) Weather: CLEAR-BLUE SKY, 72°F

Contractor Personnel: Amanda Miller, John Jent, Tomas Hernandez, Samir Mansy, Morgan Helfrich, Travis Steele

Subcontractor Personnel (Name/Company): Ethan Frontz / Frontz Drilling

Tube A Time: 9:55 AM (HH:MM) Depth Range (ft) Drilled: 1-3 Recovery (ft:) 11"

Tube B Time: _____ (HH:MM) Depth Range (ft) Drilled: _____ Recovery (ft:) _____

Tube C Time: _____ (HH:MM) Depth Range (ft) Drilled: _____ Recovery (ft:) _____

Remarks/Visitors: _____

FIELD LOG – TASK 6 SUBSURFACE SOIL HORIZONTAL ISM SAMPLES

Project- Final Sampling & Closure of Load Lines 1, 2, 3, 4, 12, and Other Areas of Concern
USACE Contract No. W912QR-10-P-0037

Load Line: 3 Building No.: EB-4 Vertical Geoprobe Number (#): 7
(# only = Primary; A-# = 1st triplicate; B-# = 2nd Triplicate)

Subsurface Soil Horizontal ISM ID: LL3 SB-412 M-(0101-0103)-SO

Date: 06/30/2011 (MM/DD/YYYY) Weather: CLEAR, BLUE SKY, 72°F

Contractor Personnel: Amanda Miller, John Jent, Tomas Hernandez, Samir Mansy, Morgan Helfrich, Travis Steele

Subcontractor Personnel (Name/Company): Ethan Frontz/ Frontz Drilling

Tube A Time: 10:13 AM (HH:MM) Depth Range (ft) Drilled: 1-3 Recovery (ft:) 30"

Tube B Time: _____ (HH:MM) Depth Range (ft) Drilled: _____ Recovery (ft:) NONE

Tube C Time: _____ (HH:MM) Depth Range (ft) Drilled: _____ Recovery (ft:) NONE

Remarks/Visitors:

Load Line: 3 Building No.: EB-4 Vertical Geoprobe Number (#): 8
(# only = Primary; A-# = 1st triplicate; B-# = 2nd Triplicate)

Subsurface Soil Horizontal ISM ID: LL3 SB-412 M-(0101-0103)-SO

Date: 6/30/2011 (MM/DD/YYYY) Weather: CLEAR, BLUE SKY, 72°F

Contractor Personnel: Amanda Miller, John Jent, Tomas Hernandez, Samir Mansy, Morgan Helfrich, Travis Steele

Subcontractor Personnel (Name/Company): Ethan Frontz / Frontz Drilling

Tube A Time: 10:27 AM (HH:MM) Depth Range (ft) Drilled: 1-3 Recovery (ft:) 25"

Tube B Time: _____ (HH:MM) Depth Range (ft) Drilled: _____ Recovery (ft:) NONE

Tube C Time: _____ (HH:MM) Depth Range (ft) Drilled: _____ Recovery (ft:) NONE

Remarks/Visitors:

FIELD LOG – TASK 6 SUBSURFACE SOIL HORIZONTAL ISM SAMPLES

Project- Final Sampling & Closure of Load Lines 1, 2, 3, 4, 12, and Other Areas of Concern
USACE Contract No. W912QR-10-P-0037

Load Line: 3 Building No.: EB-4 Vertical Geoprobe Number (#): 1
(# only = Primary; A-# = 1st triplicate; B-# = 2nd Triplicate)

Subsurface Soil Horizontal ISM ID: LL3SB-413M-(0101-0103)-SO

Date: 06/30/2011 (MM/DD/YYYY) Weather: CLEAR, BLUE SKY, 71-78 °F SM

Contractor Personnel: Amanda Miller, John Jent, Tomas Hernandez, Samir Mansy, Morgan Helfrich, Travis Steele

Subcontractor Personnel (Name/Company): Ethan Frontz/ Frontz Drilling

Tube A Time: 11:06 AM (HH:MM) Depth Range (ft) Drilled: 1-3 Recovery (ft:) 24"

Tube B Time: 11:08 AM (HH:MM) Depth Range (ft) Drilled: 3-5 Recovery (ft:) 12"

Tube C Time: _____ (HH:MM) Depth Range (ft) Drilled: _____ Recovery (ft:) NONE

Remarks/Visitors: _____

Load Line: 3 Building No.: EB-4 Vertical Geoprobe Number (#): 2
(# only = Primary; A-# = 1st triplicate; B-# = 2nd Triplicate)

Subsurface Soil Horizontal ISM ID: LL3SB-413M-(0101-0103)-SO

Date: 06/30/2011 (MM/DD/YYYY) Weather: CLEAR SKY, 72 °F

Contractor Personnel: Amanda Miller, John Jent, Tomas Hernandez, Samir Mansy, Morgan Helfrich, Travis Steele

Subcontractor Personnel (Name/Company): Ethan Frontz / Frontz Drilling

Tube A Time: 11:31 AM (HH:MM) Depth Range (ft) Drilled: 1-3 Recovery (ft:) 5'

Tube B Time: _____ (HH:MM) Depth Range (ft) Drilled: _____ Recovery (ft:) NONE

Tube C Time: _____ (HH:MM) Depth Range (ft) Drilled: _____ Recovery (ft:) NONE

Remarks/Visitors: _____

FIELD LOG – TASK 6 SUBSURFACE SOIL HORIZONTAL ISM SAMPLES

Project- Final Sampling & Closure of Load Lines 1, 2, 3, 4, 12, and Other Areas of Concern
USACE Contract No. W912QR-10-P-0037

Load Line: 3 Building No.: EB-4 Vertical Geoprobe Number (#): 3
(# only = Primary; A-# = 1st triplicate; B-# = 2nd Triplicate)

Subsurface Soil Horizontal ISM ID: LL3SB-4I3M-(0101-0103)-SO

Date: 06/30/2011 (MM/DD/YYYY) Weather: CLEAR, BLUE SKY, 72°F

Contractor Personnel: Amanda Miller, John Jent, Tomas Hernandez, Samir Mansy, Morgan Helfrich, Travis Steele

Subcontractor Personnel (Name/Company): Ethan Frontz/ Frontz Drilling

Tube A Time: 11:59 AM (HH:MM) Depth Range (ft) Drilled: 1-3 Recovery (ft:) SM 19" 14"

Tube B Time: 11:59 AM (HH:MM) Depth Range (ft) Drilled: 3-5 Recovery (ft:) SM 19" 14"

Tube C Time: 12:01 PM (HH:MM) Depth Range (ft) Drilled: 5-7 Recovery (ft:) 16"

Remarks/Visitors:

Load Line: 3 Building No.: EB-4 Vertical Geoprobe Number (#): 4
(# only = Primary; A-# = 1st triplicate; B-# = 2nd Triplicate)

Subsurface Soil Horizontal ISM ID: LL3SB-4I3M-(0101-0103)-SO

Date: 06/30/2011 (MM/DD/YYYY) Weather: CLEAR, BLUE SKY, 72°F

Contractor Personnel: Amanda Miller, John Jent, Tomas Hernandez, Samir Mansy, Morgan Helfrich, Travis Steele

Subcontractor Personnel (Name/Company): Ethan Frontz / Frontz Drilling

Tube A Time: 12:12 PM (HH:MM) Depth Range (ft) Drilled: 1-3 Recovery (ft:) 25"

Tube B Time: 12:12 PM (HH:MM) Depth Range (ft) Drilled: 3-5 Recovery (ft:) 26"

Tube C Time: _____ (HH:MM) Depth Range (ft) Drilled: 5-7 Recovery (ft:) NONE

Remarks/Visitors:

FIELD LOG – TASK 6 SUBSURFACE SOIL HORIZONTAL ISM SAMPLES

Project- Final Sampling & Closure of Load Lines 1, 2, 3, 4, 12, and Other Areas of Concern
USACE Contract No. W912QR-10-P-0037

Load Line: 3 Building No.: EB-4 Vertical Geoprobe Number (#): 5
(# only = Primary; A-# = 1st triplicate; B-# = 2nd Triplicate)

Subsurface Soil Horizontal ISM ID: LL3SB-413M-(0101-0103)-SO

Date: 06/30/2011 (MM/DD/YYYY) Weather: CLEAR, Blue Sky, 78°F

Contractor Personnel: Amanda Miller, John Jent, Tomas Hernandez, Samir Mansy, Morgan Helfrich, Travis Steele

Subcontractor Personnel (Name/Company): Ethan Frontz/ Frontz Drilling

Tube A Time: 1:36 PM (HH:MM) Depth Range (ft) Drilled: 1-3 Recovery (ft:) 31"

Tube B Time: _____ (HH:MM) Depth Range (ft) Drilled: _____ Recovery (ft:) _____

Tube C Time: _____ (HH:MM) Depth Range (ft) Drilled: _____ Recovery (ft:) _____

Remarks/Visitors: _____

Load Line: 3 Building No.: EB-4 Vertical Geoprobe Number (#): 6
(# only = Primary; A-# = 1st triplicate; B-# = 2nd Triplicate)

Subsurface Soil Horizontal ISM ID: LL3SB-413M-(0101-0103)-SO

Date: 06/30/2011 (MM/DD/YYYY) Weather: CLEAR SKY, 78°F

Contractor Personnel: Amanda Miller, John Jent, Tomas Hernandez, Samir Mansy, Morgan Helfrich, Travis Steele

Subcontractor Personnel (Name/Company): Ethan Frontz / Frontz Drilling

Tube A Time: 1:50 PM (HH:MM) Depth Range (ft) Drilled: 1-3 Recovery (ft:) 32"

Tube B Time: _____ (HH:MM) Depth Range (ft) Drilled: _____ Recovery (ft:) _____

Tube C Time: _____ (HH:MM) Depth Range (ft) Drilled: _____ Recovery (ft:) _____

Remarks/Visitors: _____

FIELD LOG – TASK 6 SUBSURFACE SOIL HORIZONTAL ISM SAMPLES

Project- Final Sampling & Closure of Load Lines 1, 2, 3, 4, 12, and Other Areas of Concern
USACE Contract No. W912QR-10-P-0037

Load Line: 3 Building No.: EB-4 Vertical Geoprobe Number (#): 7
(# only = Primary; A-# = 1st triplicate; B-# = 2nd Triplicate)

Subsurface Soil Horizontal ISM ID: LL3SB-413M-(0101-0103)-SO

Date: 6/30/2011 (MM/DD/YYYY) Weather: CLEAR SKY, 78°F

Contractor Personnel: Amanda Miller, John Jent, Tomas Hernandez, Samir Mansy, Morgan Helfrich, Travis Steele

Subcontractor Personnel (Name/Company): Ethan Frontz/ Frontz Drilling

Tube A Time: 1:56 PM (HH:MM) Depth Range (ft) Drilled: 1-3 Recovery (ft:) 32"

Tube B Time: _____ (HH:MM) Depth Range (ft) Drilled: _____ Recovery (ft:) _____

Tube C Time: _____ (HH:MM) Depth Range (ft) Drilled: _____ Recovery (ft:) _____

Remarks/Visitors: _____

Load Line: 3 Building No.: EB-4 Vertical Geoprobe Number (#): 8
(# only = Primary; A-# = 1st triplicate; B-# = 2nd Triplicate)

Subsurface Soil Horizontal ISM ID: LL3SB-413M-(0101-0103)-SO

Date: 6/30/2011 (MM/DD/YYYY) Weather: CLEAR, BLUE SKY, 78°F

Contractor Personnel: Amanda Miller, John Jent, Tomas Hernandez, Samir Mansy, Morgan Helfrich, Travis Steele

Subcontractor Personnel (Name/Company): Ethan Frontz / Frontz Drilling

Tube A Time: 2:14 PM (HH:MM) Depth Range (ft) Drilled: 1-3 Recovery (ft:) 29"

Tube B Time: _____ (HH:MM) Depth Range (ft) Drilled: _____ Recovery (ft:) _____

Tube C Time: _____ (HH:MM) Depth Range (ft) Drilled: _____ Recovery (ft:) _____

Remarks/Visitors: _____

FIELD LOG – TASK 6 SUBSURFACE SOIL HORIZONTAL ISM SAMPLES

Project- Final Sampling & Closure of Load Lines 1, 2, 3, 4, 12, and Other Areas of Concern
USACE Contract No. W912QR-10-P-0037

Load Line: 3 Building No.: EB-10 Vertical Geoprobe Number (#) : 1
(# only = Primary; A-# = 1st triplicate; B-# = 2nd Triplicate)

Subsurface Soil Horizontal ISM ID: LL3SB-415M-(0101-0103)-SO

Date: 6/29/2011 (MM/DD/YYYY) Weather: BLUE SKY, 74 °F

Contractor Personnel: Amanda Miller, John Jent, Tomas Hernandez, Samir Mansy, Morgan Helfrich, Travis Steele

Subcontractor Personnel (Name/Company): Ethan Frontz/ Frontz Drilling

Tube A Time: 8:54 AM (HH:MM) Depth Range (ft) Drilled: 1-3 Recovery (ft:) 16"

Tube B Time: 8:54 AM (HH:MM) Depth Range (ft) Drilled: 3-5 Recovery (ft:) 15"

Tube C Time: 9:00 AM (HH:MM) Depth Range (ft) Drilled: 5-7 Recovery (ft:) 12"

Remarks/Visitors: 6' down limit, Two attempts, used 1st boring

Load Line: 3 Building No.: EB-10 Vertical Geoprobe Number (#) : 2
(# only = Primary; A-# = 1st triplicate; B-# = 2nd Triplicate)

Subsurface Soil Horizontal ISM ID: LL3SB-415M-(0101-0103)-SO

Date: 6/29/2011 (MM/DD/YYYY) Weather: BLUE SKY, 74 °F

Contractor Personnel: Amanda Miller, John Jent, Tomas Hernandez, Samir Mansy, Morgan Helfrich, Travis Steele

Subcontractor Personnel (Name/Company): Ethan Frontz / Frontz Drilling

Tube A Time: 9:47 (HH:MM) Depth Range (ft) Drilled: 1-3 Recovery (ft:) 18"

Tube B Time: — (HH:MM) Depth Range (ft) Drilled: 3-5 Recovery (ft:) NONE

Tube C Time: _____ (HH:MM) Depth Range (ft) Drilled: 5-7 Recovery (ft:) NONE

Remarks/Visitors: Three attempts.

FIELD LOG – TASK 6 SUBSURFACE SOIL HORIZONTAL ISM SAMPLES

Project- Final Sampling & Closure of Load Lines 1, 2, 3, 4, 12, and Other Areas of Concern
USACE Contract No. W912QR-10-P-0037

Load Line: 3 Building No.: EB-10 Vertical Geoprobe Number (#): 3
(# only = Primary; A-# = 1st triplicate; B-# = 2nd Triplicate)

Subsurface Soil Horizontal ISM ID: LL3 SB-415M-(0101-0103) SO

Date: 06/29/2011 (MM/DD/YYYY) Weather: BLUE SKY, 74 °F

Contractor Personnel: Amanda Miller, John Jent, Tomas Hernandez, Samir Mansy, Morgan Helfrich, Travis Steele

Subcontractor Personnel (Name/Company): Ethan Frontz/ Frontz Drilling

Tube A Time: ~~10:52~~ SM ~~10:25~~ (HH:MM) Depth Range (ft) Drilled: 1-3 Recovery (ft:) ~~18~~ ~~22~~ ~~SM~~ ✓18" SM

Tube B Time: _____ (HH:MM) Depth Range (ft) Drilled: 3-5 Recovery (ft:) NONE

Tube C Time: _____ (HH:MM) Depth Range (ft) Drilled: 5-7 Recovery (ft:) NONE

Remarks/Visitors: Three attempts (1-3)

Load Line: 3 Building No.: EB-10 Vertical Geoprobe Number (#): 4
(# only = Primary; A-# = 1st triplicate; B-# = 2nd Triplicate)

Subsurface Soil Horizontal ISM ID: LL3 SB-415M-(0101-0103) SO

Date: 06/29/2011 (MM/DD/YYYY) Weather: BLUE SKY, 74 °F

Contractor Personnel: Amanda Miller, John Jent, Tomas Hernandez, Samir Mansy, Morgan Helfrich, Travis Steele

Subcontractor Personnel (Name/Company): Ethan Frontz / Frontz Drilling

Tube A Time: 10:52 (HH:MM) Depth Range (ft) Drilled: 1-3 Recovery (ft:) 22"

Tube B Time: _____ (HH:MM) Depth Range (ft) Drilled: _____ Recovery (ft:) _____

Tube C Time: _____ (HH:MM) Depth Range (ft) Drilled: _____ Recovery (ft:) _____

Remarks/Visitors: _____

FIELD LOG – TASK 6 SUBSURFACE SOIL HORIZONTAL ISM SAMPLES

Project- Final Sampling & Closure of Load Lines 1, 2, 3, 4, 12, and Other Areas of Concern
USACE Contract No. W912QR-10-P-0037

Load Line: 3 Building No.: EB-10 Vertical Geoprobe Number (#) : 5
(# only = Primary; A-# = 1st triplicate; B-# = 2nd Triplicate)

Subsurface Soil Horizontal ISM ID: LL3SB-415M-(0101-0103)SC

Date: 06/29/2011 (MM/DD/YYYY) Weather: BLUE SKY, 74°F

Contractor Personnel: Amanda Miller, John Jent, Tomas Hernandez, Samir Mansy, Morgan Helfrich, Travis Steele

Subcontractor Personnel (Name/Company): Ethan Frontz/ Frontz Drilling

Tube A Time: 11:05 AM (HH:MM) Depth Range (ft) Drilled: 1-3 Recovery (ft:) 24"

Tube B Time: _____ (HH:MM) Depth Range (ft) Drilled: _____ Recovery (ft:) _____

Tube C Time: _____ (HH:MM) Depth Range (ft) Drilled: _____ Recovery (ft:) _____

Remarks/Visitors: Three attempts

Load Line: 3 Building No.: EB-10 Vertical Geoprobe Number (#) : 6
(# only = Primary; A-# = 1st triplicate; B-# = 2nd Triplicate)

Subsurface Soil Horizontal ISM ID: LL3SB-415M-(0101-0103)SB

Date: 06/29/2011 (MM/DD/YYYY) Weather: BLUE SKY, 74°F

Contractor Personnel: Amanda Miller, John Jent, Tomas Hernandez, Samir Mansy, Morgan Helfrich, Travis Steele

Subcontractor Personnel (Name/Company): Ethan Frontz / Frontz Drilling

Tube A Time: 11:42 (HH:MM) Depth Range (ft) Drilled: 1-3 Recovery (ft:) 25"

Tube B Time: 11:46 (HH:MM) Depth Range (ft) Drilled: 3-5 Recovery (ft:) 16"

Tube C Time: _____ (HH:MM) Depth Range (ft) Drilled: 5-7 Recovery (ft:) NONE

Remarks/Visitors: Three attempts

FIELD LOG – TASK 6 SUBSURFACE SOIL HORIZONTAL ISM SAMPLES

Project- Final Sampling & Closure of Load Lines 1, 2, 3, 4, 12, and Other Areas of Concern
USACE Contract No. W912QR-10-P-0037

Load Line: 3 Building No.: EB-10 Vertical Geoprobe Number (#): 7
(# only = Primary; A-# = 1st triplicate; B-# = 2nd Triplicate)

Subsurface Soil Horizontal ISM ID: LL3SB-415M-(0101-0103)S'O

Date: 6/29/2011 (MM/DD/YYYY) Weather: BLUE SKY, 74°F

Contractor Personnel: Amanda Miller, John Jent, Tomas Hernandez, Samir Mansy, Morgan Helfrich, Travis Steele

Subcontractor Personnel (Name/Company): Ethan Frontz/ Frontz Drilling

Tube A Time: 12:05 PM (HH:MM) Depth Range (ft) Drilled: 1-3 Recovery (ft:) 20"

Tube B Time: 12:07 PM (HH:MM) Depth Range (ft) Drilled: 3-5 Recovery (ft:) 13"

Tube C Time: _____ (HH:MM) Depth Range (ft) Drilled: 5-7 Recovery (ft:) NONE

Remarks/Visitors: Refusal

Load Line: 3 Building No.: EB-10 Vertical Geoprobe Number (#): 8
(# only = Primary; A-# = 1st triplicate; B-# = 2nd Triplicate)

Subsurface Soil Horizontal ISM ID: LL3SB-415M-(0101-0103)S'O

Date: 06/29/2011 (MM/DD/YYYY) Weather: BLUE SKY, 74°F

Contractor Personnel: Amanda Miller, John Jent, Tomas Hernandez, Samir Mansy, Morgan Helfrich, Travis Steele

Subcontractor Personnel (Name/Company): Ethan Frontz / Frontz Drilling

Tube A Time: 12:30 PM (HH:MM) Depth Range (ft) Drilled: 1-3 Recovery (ft:) 24"

Tube B Time: 12:32 (HH:MM) Depth Range (ft) Drilled: 3-5 Recovery (ft:) 10"

Tube C Time: _____ (HH:MM) Depth Range (ft) Drilled: 5-7 Recovery (ft:) NONE

Remarks/Visitors: Three attempts

FIELD LOG – TASK 6 SUBSURFACE SOIL HORIZONTAL ISM SAMPLES

Project- Final Sampling & Closure of Load Lines 1, 2, 3, 4, 12, and Other Areas of Concern
USACE Contract No. W912QR-10-P-0037

Load Line: 3 Building No.: EB-10 Vertical Geoprobe Number (#): 9
(# only = Primary; A-# = 1st triplicate; B-# = 2nd Triplicate)

Subsurface Soil Horizontal ISM ID: LL3SB-415M-(0101-0103)SO

Date: 6/29/2011 (MM/DD/YYYY) Weather: BLUE SKY, 74 °F

Contractor Personnel: Amanda Miller, John Jent, Tomas Hernandez, Samir Mansy, Morgan Helfrich, Travis Steele

Subcontractor Personnel (Name/Company): Ethan Frontz/ Frontz Drilling

Tube A Time: 12:50 PM (HH:MM) Depth Range (ft) Drilled: 1-3 Recovery (ft:) 16"

Tube B Time: _____ (HH:MM) Depth Range (ft) Drilled: 3-5 Recovery (ft:) NONE

Tube C Time: _____ (HH:MM) Depth Range (ft) Drilled: 5-7 Recovery (ft:) NONE

Remarks/Visitors: Three attempts

Load Line: 3 Building No.: EB-10 Vertical Geoprobe Number (#): 10
(# only = Primary; A-# = 1st triplicate; B-# = 2nd Triplicate)

Subsurface Soil Horizontal ISM ID: LL3SB-415M-(0101-0103)SO

Date: 06/29/2011 (MM/DD/YYYY) Weather: BLUE SKY, 74 °F

Contractor Personnel: Amanda Miller, John Jent, Tomas Hernandez, Samir Mansy, Morgan Helfrich, Travis Steele

Subcontractor Personnel (Name/Company): Ethan Frontz / Frontz Drilling

Tube A Time: 1:02 (HH:MM) Depth Range (ft) Drilled: 1-3 Recovery (ft:) 23"

Tube B Time: _____ (HH:MM) Depth Range (ft) Drilled: 3-5 Recovery (ft:) NONE

Tube C Time: _____ (HH:MM) Depth Range (ft) Drilled: 5-7 Recovery (ft:) NONE

Remarks/Visitors:

FIELD LOG – TASK 6 SUBSURFACE SOIL HORIZONTAL ISM SAMPLES

Project- Final Sampling & Closure of Load Lines 1, 2, 3, 4, 12, and Other Areas of Concern
USACE Contract No. W912QR-10-P-0037

Load Line: 3 Building No.: EB-10 Vertical Geoprobe Number (#) : 10
(# only = Primary; A-# = 1st triplicate; B-# = 2nd Triplicate)

Subsurface Soil Horizontal ISM ID: LL3SB 414-M-(0101-0103)SO

Date: 06/29/2011 (MM/DD/YYYY) Weather: CLEAR SKY, 74 °F

Contractor Personnel: Amanda Miller, John Jent, Tomas Hernandez, Samir Mansy, Morgan Helfrich, Travis Steele

Subcontractor Personnel (Name/Company): Ethan Frontz/ Frontz Drilling

Tube A Time: 2:34 PM (HH:MM) Depth Range (ft) Drilled: 1-3 Recovery (ft:) 20'

Tube B Time: _____ (HH:MM) Depth Range (ft) Drilled: _____ Recovery (ft:) NONE

Tube C Time: _____ (HH:MM) Depth Range (ft) Drilled: _____ Recovery (ft:) NONE

Remarks/Visitors:

Load Line: 3 Building No.: EB-10 Vertical Geoprobe Number (#) : 9
(# only = Primary; A-# = 1st triplicate; B-# = 2nd Triplicate)

Subsurface Soil Horizontal ISM ID: LL3SB-414-M-(0101-0103)SO

Date: 06/29/2011 (MM/DD/YYYY) Weather: BLUE SKY, 74 °F

Contractor Personnel: Amanda Miller, John Jent, Tomas Hernandez, Samir Mansy, Morgan Helfrich, Travis Steele

Subcontractor Personnel (Name/Company): Ethan Frontz / Frontz Drilling

Tube A Time: 2:52 PM (HH:MM) Depth Range (ft) Drilled: 1-3 Recovery (ft:) 23"

Tube B Time: 2:52 PM (HH:MM) Depth Range (ft) Drilled: 3-5 Recovery (ft:) 7"

Tube C Time: _____ (HH:MM) Depth Range (ft) Drilled: 5-7 Recovery (ft:) NONE

Remarks/Visitors:

FIELD LOG – TASK 6 SUBSURFACE SOIL HORIZONTAL ISM SAMPLES

Project- Final Sampling & Closure of Load Lines 1, 2, 3, 4, 12, and Other Areas of Concern
USACE Contract No. W912QR-10-P-0037

Load Line: 3 Building No.: EB-10 Vertical Geoprobe Number (#): 8
(# only = Primary; A-# = 1st triplicate; B-# = 2nd Triplicate)

Subsurface Soil Horizontal ISM ID: LL3SB-414M-(0101-0103)-SO

Date: 6/29/2011 (MM/DD/YYYY) Weather: BLUE SKY, 74°F

Contractor Personnel: Amanda Miller, John Jent, Tomas Hernandez, Samir Mansy, Morgan Helfrich, Travis Steele

Subcontractor Personnel (Name/Company): Ethan Frontz/ Frontz Drilling

Tube A Time: 3:20 PM (HH:MM) Depth Range (ft) Drilled: 1-3 Recovery (ft:) 15"

Tube B Time: _____ (HH:MM) Depth Range (ft) Drilled: _____ Recovery (ft:) NONE

Tube C Time: _____ (HH:MM) Depth Range (ft) Drilled: _____ Recovery (ft:) NONE

Remarks/Visitors: _____

Load Line: 3 Building No.: EB-10 Vertical Geoprobe Number (#): 7
(# only = Primary; A-# = 1st triplicate; B-# = 2nd Triplicate)

Subsurface Soil Horizontal ISM ID: LL3SB-414M1 (0101-0103)-SO

Date: _____ (MM/DD/YYYY) Weather: _____

Contractor Personnel: Amanda Miller, John Jent, Tomas Hernandez, Samir Mansy, Morgan Helfrich, Travis Steele

Subcontractor Personnel (Name/Company): Ethan Frontz / Frontz Drilling

Tube A Time: 3:32 PM (HH:MM) Depth Range (ft) Drilled: 1-3 Recovery (ft:) 18"

Tube B Time: _____ (HH:MM) Depth Range (ft) Drilled: _____ Recovery (ft:) NONE

Tube C Time: _____ (HH:MM) Depth Range (ft) Drilled: _____ Recovery (ft:) NONE

Remarks/Visitors: _____

FIELD LOG – TASK 6 SUBSURFACE SOIL HORIZONTAL ISM SAMPLES

Project- Final Sampling & Closure of Load Lines 1, 2, 3, 4, 12, and Other Areas of Concern
USACE Contract No. W912QR-10-P-0037

Load Line: 3 Building No.: EB-10 Vertical Geoprobe Number (#): 6
(# only = Primary; A-# = 1st triplicate; B-# = 2nd Triplicate)

Subsurface Soil Horizontal ISM ID: LL3-414M-(0101-0103)-SO

Date: 6/29/2011 (MM/DD/YYYY) Weather: BLUE SKY, 74°F

Contractor Personnel: Amanda Miller, John Jent, Tomas Hernandez, Samir Mansy, Morgan Helfrich, Travis Steele

Subcontractor Personnel (Name/Company): Ethan Frontz/ Frontz Drilling

Tube A Time: 3:44 PM (HH:MM) Depth Range (ft) Drilled: 1-3 Recovery (ft:) 10"

Tube B Time: 3:44 PM (HH:MM) Depth Range (ft) Drilled: 3-5 Recovery (ft:) 11

Tube C Time: _____ (HH:MM) Depth Range (ft) Drilled: 5-7 Recovery (ft:) NONE

Remarks/Visitors:

Load Line: 3 Building No.: EB-10 Vertical Geoprobe Number (#): 5
(# only = Primary; A-# = 1st triplicate; B-# = 2nd Triplicate)

Subsurface Soil Horizontal ISM ID: LL3-414M-(0101-0103)-SO

Date: 6/21/2011 (MM/DD/YYYY) Weather: BLUE SKY, 74°F

Contractor Personnel: Amanda Miller, John Jent, Tomas Hernandez, Samir Mansy, Morgan Helfrich, Travis Steele

Subcontractor Personnel (Name/Company): Ethan Frontz / Frontz Drilling

Tube A Time: 3:58 PM (HH:MM) Depth Range (ft) Drilled: 1-3 Recovery (ft:) 16"

Tube B Time: 4:09 PM (HH:MM) Depth Range (ft) Drilled: 3-5 Recovery (ft:) 9"

Tube C Time: _____ (HH:MM) Depth Range (ft) Drilled: _____ Recovery (ft:) NONE

Remarks/Visitors:

FIELD LOG – TASK 6 SUBSURFACE SOIL HORIZONTAL ISM SAMPLES

Project- Final Sampling & Closure of Load Lines 1, 2, 3, 4, 12, and Other Areas of Concern
USACE Contract No. W912QR-10-P-0037

Load Line: 3 Building No.: EB-10 Vertical Geoprobe Number (#): 4
(# only = Primary; A-# = 1st triplicate; B-# = 2nd Triplicate)

Subsurface Soil Horizontal ISM ID: LL3SB-414 M-(0101-0103)-SO

Date: 6/29/2011 (MM/DD/YYYY) Weather: BLUE SKY, 74 °F

Contractor Personnel: Amanda Miller, John Jent, Tomas Hernandez, Samir Mansy, Morgan Helfrich, Travis Steele

Subcontractor Personnel (Name/Company): Ethan Frontz/ Frontz Drilling

Tube A Time: 4:20 PM (HH:MM) Depth Range (ft) Drilled: 1-3 Recovery (ft:) 17"
Tube B Time: 4:24 PM (HH:MM) Depth Range (ft) Drilled: 3-5 Recovery (ft:) 10"
Tube C Time: 4:24 PM (HH:MM) Depth Range (ft) Drilled: 5-7 Recovery (ft:) 10"

Remarks/Visitors:

Load Line: 3 Building No.: EB-10 Vertical Geoprobe Number (#): 3
(# only = Primary; A-# = 1st triplicate; B-# = 2nd Triplicate)

Subsurface Soil Horizontal ISM ID: LL3SB-414M-(0101-0103)-SO

Date: 6/29/2011 (MM/DD/YYYY) Weather: BLUE SKY, 74 °F

Contractor Personnel: Amanda Miller, John Jent, Tomas Hernandez, Samir Mansy, Morgan Helfrich, Travis Steele

Subcontractor Personnel (Name/Company): Ethan Frontz / Frontz Drilling

Tube A Time: 4:50 PM (HH:MM) Depth Range (ft) Drilled: 1-3 Recovery (ft:) 20"
Tube B Time: 4:50 PM (HH:MM) Depth Range (ft) Drilled: 3-5 Recovery (ft:) SM ~~23~~ 12"
Tube C Time: 4:50 PM (HH:MM) Depth Range (ft) Drilled: 5-7 Recovery (ft:) 12"

Remarks/Visitors:

FIELD LOG – TASK 6 SUBSURFACE SOIL HORIZONTAL ISM SAMPLES

Project- Final Sampling & Closure of Load Lines 1, 2, 3, 4, 12, and Other Areas of Concern
USACE Contract No. W912QR-10-P-0037

Load Line: 3 Building No.: EB-10 Vertical Geoprobe Number (#): 2
(# only = Primary; A-# = 1st triplicate; B-# = 2nd Triplicate)

Subsurface Soil Horizontal ISM ID: LL3SB-414M-(0101-0103)-SO

Date: 6/29/2011 (MM/DD/YYYY) Weather: BLUE SKY, 74°F

Contractor Personnel: Amanda Miller, John Jent, Tomas Hernandez, Samir Mansy, Morgan Helfrich, Travis Steele

Subcontractor Personnel (Name/Company): Ethan Frontz/ Frontz Drilling

Tube A Time: 5:00 PM (HH:MM) Depth Range (ft) Drilled: 1-3 Recovery (ft:) 18"

Tube B Time: 5:10 PM (HH:MM) Depth Range (ft) Drilled: 3-5 Recovery (ft:) 8"

Tube C Time: _____ (HH:MM) Depth Range (ft) Drilled: 5-7 Recovery (ft:) NONE

Remarks/Visitors:

Load Line: 3 Building No.: EB-10 Vertical Geoprobe Number (#): 1
(# only = Primary; A-# = 1st triplicate; B-# = 2nd Triplicate)

Subsurface Soil Horizontal ISM ID: LL3SB-414M-(0101-0103)-SO

Date: 6/29/2011 (MM/DD/YYYY) Weather: BLUE SKY, 74°F

Contractor Personnel: Amanda Miller, John Jent, Tomas Hernandez, Samir Mansy, Morgan Helfrich, Travis Steele

Subcontractor Personnel (Name/Company): Ethan Frontz / Frontz Drilling

Tube A Time: 5:17 PM (HH:MM) Depth Range (ft) Drilled: 1-3 Recovery (ft:) 20"

Tube B Time: 5:23 PM (HH:MM) Depth Range (ft) Drilled: 3-5 Recovery (ft:) 8"

Tube C Time: _____ (HH:MM) Depth Range (ft) Drilled: _____ Recovery (ft:) NONE

Remarks/Visitors:

FIELD LOG – TASK 6 SUBSURFACE SOIL HORIZONTAL ISM SAMPLES

Project- Final Sampling & Closure of Load Lines 1, 2, 3, 4, 12, and Other Areas of Concern
USACE Contract No. W912QR-10-P-0037

Load Line: 4 Building No.: G-8 Vertical Geoprobe Number (#): 2
(# only = Primary; A-# = 1st triplicate; B-# = 2nd Triplicate)

Subsurface Soil Horizontal ISM ID: ~~LL415M-~~ SM LL4SB-415M-(0101-0103)-SO

Date: 06/28/2011 (MM/DD/YYYY) Weather: CLEAR SKY

Contractor Personnel: Amanda Miller, John Jent, Tomas Hernandez, Samir Mansy, Morgan Helfrich, Travis Steele

Subcontractor Personnel (Name/Company): Ethan Frontz/ Frontz Drilling

Tube A Time: 8:50 AM (HH:MM) Depth Range (ft) Drilled: 1-3 Recovery (ft:) 18"

Tube B Time: 8:50 AM (HH:MM) Depth Range (ft) Drilled: 3-5 Recovery (ft:) 17"

Tube C Time: 8:56 AM (HH:MM) Depth Range (ft) Drilled: 5-7 Recovery (ft:) 24"

Remarks/Visitors:

Load Line: 4 Building No.: G-8 Vertical Geoprobe Number (#): SM ~~9~~ 5
(# only = Primary; A-# = 1st triplicate; B-# = 2nd Triplicate)

Subsurface Soil Horizontal ISM ID: LL4SB-415M-(0101-0103)-SO

Date: 06/28/2011 (MM/DD/YYYY) Weather: CLEAR SKY

Contractor Personnel: Amanda Miller, John Jent, Tomas Hernandez, Samir Mansy, Morgan Helfrich, Travis Steele

Subcontractor Personnel (Name/Company): Ethan Frontz / Frontz Drilling

Tube A Time: 9:07 AM (HH:MM) Depth Range (ft) Drilled: 1-3 Recovery (ft:) 19"

Tube B Time: 9:07 AM (HH:MM) Depth Range (ft) Drilled: 3-5 Recovery (ft:) 20"

Tube C Time: 9:24 AM (HH:MM) Depth Range (ft) Drilled: 5-7 Recovery (ft:) 19"

Remarks/Visitors:

FIELD LOG – TASK 6 SUBSURFACE SOIL HORIZONTAL ISM SAMPLES

Project- Final Sampling & Closure of Load Lines 1, 2, 3, 4, 12, and Other Areas of Concern
USACE Contract No. W912QR-10-P-0037

Load Line: 4 Building No.: G-8 Vertical Geoprobe Number (#): 3
(# only = Primary; A-# = 1st triplicate; B-# = 2nd Triplicate)

Subsurface Soil Horizontal ISM ID: LL4SB-415M-(0101-0103)-SO

Date: 06/28/2011 (MM/DD/YYYY) Weather: CLEAR SKY

Contractor Personnel: Amanda Miller, John Jent, Tomas Hernandez, Samir Mansy, Morgan Helfrich, Travis Steele

Subcontractor Personnel (Name/Company): Ethan Frontz/ Frontz Drilling

Tube A Time: 9:35 AM (HH:MM) Depth Range (ft) Drilled: 1-3 Recovery (ft:) 18"
Tube B Time: 9:35 AM (HH:MM) Depth Range (ft) Drilled: 3-5 Recovery (ft:) 18"
Tube C Time: 9:39 AM (HH:MM) Depth Range (ft) Drilled: 5-7 Recovery (ft:) 23"

Remarks/Visitors: NONE

Load Line: 4 Building No.: G-8 Vertical Geoprobe Number (#): 1
(# only = Primary; A-# = 1st triplicate; B-# = 2nd Triplicate)

Subsurface Soil Horizontal ISM ID: LL4SB-415M-(0101-0103)-SO

Date: 06/28/2011 (MM/DD/YYYY) Weather: CLEAR SKY

Contractor Personnel: Amanda Miller, John Jent, Tomas Hernandez, Samir Mansy, Morgan Helfrich, Travis Steele

Subcontractor Personnel (Name/Company): Ethan Frontz / Frontz Drilling

Tube A Time: 9:58 AM (HH:MM) Depth Range (ft) Drilled: 1-3 Recovery (ft:) 23"
Tube B Time: 9:58 AM (HH:MM) Depth Range (ft) Drilled: 3-5 Recovery (ft:) 22"
Tube C Time: 10:00 AM (HH:MM) Depth Range (ft) Drilled: 5-7 Recovery (ft:) 29"

Remarks/Visitors: NONE

FIELD LOG – TASK 6 SUBSURFACE SOIL HORIZONTAL ISM SAMPLES

Project- Final Sampling & Closure of Load Lines 1, 2, 3, 4, 12, and Other Areas of Concern
USACE Contract No. W912QR-10-P-0037

Load Line: 4 Building No.: G-8 Vertical Geoprobe Number (#) : 4
(# only = Primary; A-# = 1st triplicate; B-# = 2nd Triplicate)

Subsurface Soil Horizontal ISM ID: LL4SB-415M-(0101-0103)-SO

Date: 06/28/2011 (MM/DD/YYYY) Weather: CLEAR SKY

Contractor Personnel: Amanda Miller, John Jent, Tomas Hernandez, Samir Mansy, Morgan Helfrich, Travis Steele

Subcontractor Personnel (Name/Company): Ethan Frontz/ Frontz Drilling

Tube A Time: 10:15 AM (HH:MM) Depth Range (ft) Drilled: 1-3 Recovery (ft:) 23"

Tube B Time: 10:15 AM (HH:MM) Depth Range (ft) Drilled: 3-5 Recovery (ft:) 23"

Tube C Time: 10:15 AM (HH:MM) Depth Range (ft) Drilled: 5-7 Recovery (ft:) 27"

Remarks/Visitors: NONE

Load Line: 4 Building No.: G-8 Vertical Geoprobe Number (#) : 7
(# only = Primary; A-# = 1st triplicate; B-# = 2nd Triplicate)

Subsurface Soil Horizontal ISM ID: LL4SB-415M-(0101-0103)-SO

Date: 06/28/2011 (MM/DD/YYYY) Weather: CLEAR SKY

Contractor Personnel: Amanda Miller, John Jent, Tomas Hernandez, Samir Mansy, Morgan Helfrich, Travis Steele

Subcontractor Personnel (Name/Company): Ethan Frontz / Frontz Drilling

Tube A Time: 10:30 AM (HH:MM) Depth Range (ft) Drilled: 1-3 Recovery (ft:) 25"

Tube B Time: 10:30 AM (HH:MM) Depth Range (ft) Drilled: 3-5 Recovery (ft:) 25"

Tube C Time: 10:37 AM (HH:MM) Depth Range (ft) Drilled: 5-7 Recovery (ft:) 33"

Remarks/Visitors: NONE

FIELD LOG – TASK 6 SUBSURFACE SOIL HORIZONTAL ISM SAMPLES

Project- Final Sampling & Closure of Load Lines 1, 2, 3, 4, 12, and Other Areas of Concern
USACE Contract No. W912QR-10-P-0037

Load Line: 4 Building No.: G-8 Vertical Geoprobe Number (#): 6
(# only = Primary; A-# = 1st triplicate; B-# = 2nd Triplicate)

Subsurface Soil Horizontal ISM ID: LL4 SB-415 M-(0101-0103)-SO

Date: 06/28/2011 (MM/DD/YYYY) Weather: CLEAR SKY

Contractor Personnel: Amanda Miller, John Jent, Tomas Hernandez, Samir Mansy, Morgan Helfrich, Travis Steele

Subcontractor Personnel (Name/Company): Ethan Frontz/ Frontz Drilling

Tube A Time: 10:46 AM (HH:MM) Depth Range (ft) Drilled: 1-3 Recovery (ft:) 23"
Tube B Time: 10:46 AM (HH:MM) Depth Range (ft) Drilled: 3-5 Recovery (ft:) 23
Tube C Time: 10:51 AM (HH:MM) Depth Range (ft) Drilled: 5-7 Recovery (ft:) 29"

Remarks/Visitors: NONE

Load Line: 4 Building No.: G-8 Vertical Geoprobe Number (#): 8
(# only = Primary; A-# = 1st triplicate; B-# = 2nd Triplicate)

Subsurface Soil Horizontal ISM ID: LL4 SB-415 M-(0101-0103)-SO

Date: 06/28/2011 (MM/DD/YYYY) Weather:

Contractor Personnel: Amanda Miller, John Jent, Tomas Hernandez, Samir Mansy, Morgan Helfrich, Travis Steele

Subcontractor Personnel (Name/Company): Ethan Frontz / Frontz Drilling

Tube A Time: 11:05 AM (HH:MM) Depth Range (ft) Drilled: 1-3 Recovery (ft:) 23"
Tube B Time: 11:05 AM (HH:MM) Depth Range (ft) Drilled: 3-5 Recovery (ft:) 22"
Tube C Time: 11:05 AM (HH:MM) Depth Range (ft) Drilled: 5-7 Recovery (ft:) 28"

Remarks/Visitors: NONE

FIELD LOG – TASK 6 SUBSURFACE SOIL HORIZONTAL ISM SAMPLES

Project- Final Sampling & Closure of Load Lines 1, 2, 3, 4, 12, and Other Areas of Concern
USACE Contract No. W912QR-10-P-0037

Load Line: 4 Building No.: G-8 Vertical Geoprobe Number (#): 2
(# only = Primary; A-# = 1st triplicate; B-# = 2nd Triplicate)

Subsurface Soil Horizontal ISM ID: LL4-SB-413M-(0101-0103)-SO

Date: 06/28/2011 (MM/DD/YYYY) Weather: CLEAR SKY

Contractor Personnel: Amanda Miller, John Jent, Tomas Hernandez, Samir Mansy, Morgan Helfrich, Travis Steele

Subcontractor Personnel (Name/Company): Ethan Frontz/ Frontz Drilling

Tube A Time: 12:44 PM (HH:MM) Depth Range (ft) Drilled: 1-3 Recovery (ft:) 26"

Tube B Time: 12:44 PM (HH:MM) Depth Range (ft) Drilled: 3-5 Recovery (ft:) 26"

Tube C Time: 12:44 PM (HH:MM) Depth Range (ft) Drilled: 5-7 Recovery (ft:) 21"

Remarks/Visitors: NONE

Load Line: 4 Building No.: G-8 Vertical Geoprobe Number (#): 5
(# only = Primary; A-# = 1st triplicate; B-# = 2nd Triplicate)

Subsurface Soil Horizontal ISM ID: LL4-SB-413M-(0101-0103)-SO

Date: 06/28/2011 (MM/DD/YYYY) Weather:

Contractor Personnel: Amanda Miller, John Jent, Tomas Hernandez, Samir Mansy, Morgan Helfrich, Travis Steele

Subcontractor Personnel (Name/Company): Ethan Frontz / Frontz Drilling

Tube A Time: 1:02 PM (HH:MM) Depth Range (ft) Drilled: 1-3 Recovery (ft:) 20"

Tube B Time: 1:02 PM (HH:MM) Depth Range (ft) Drilled: 3-5 Recovery (ft:) 20"

Tube C Time: 1:02 PM (HH:MM) Depth Range (ft) Drilled: 5-7 Recovery (ft:) 20"

Remarks/Visitors:

FIELD LOG – TASK 6 SUBSURFACE SOIL HORIZONTAL ISM SAMPLES

Project- Final Sampling & Closure of Load Lines 1, 2, 3, 4, 12, and Other Areas of Concern
USACE Contract No. W912QR-10-P-0037

Load Line: 4 Building No.: G-8 Vertical Geoprobe Number (#): 1
(# only = Primary; A-# = 1st triplicate; B-# = 2nd Triplicate)

Subsurface Soil Horizontal ISM ID: LL4SB-413M-(0101-0103)-SO

Date: 06/28/2011 (MM/DD/YYYY) Weather: CLEAR SKY

Contractor Personnel: Amanda Miller, John Jent, Tomas Hernandez, Samir Mansy, Morgan Helfrich, Travis Steele

Subcontractor Personnel (Name/Company): Ethan Frontz/ Frontz Drilling

Tube A Time: 1:16 PM (HH:MM) Depth Range (ft) Drilled: 1-3 Recovery (ft:) 22"

Tube B Time: 1:16 PM (HH:MM) Depth Range (ft) Drilled: 3-5 Recovery (ft:) 24"

Tube C Time: 1:21 PM (HH:MM) Depth Range (ft) Drilled: 5-7 Recovery (ft:) 27"

Remarks/Visitors: NONE

Load Line: 4 Building No.: G-8 Vertical Geoprobe Number (#): 4
(# only = Primary; A-# = 1st triplicate; B-# = 2nd Triplicate)

Subsurface Soil Horizontal ISM ID: LL4SB-413M1-(0101-0103)-SO

Date: 06/28/2011 (MM/DD/YYYY) Weather: CLEAR SKY

Contractor Personnel: Amanda Miller, John Jent, Tomas Hernandez, Samir Mansy, Morgan Helfrich, Travis Steele

Subcontractor Personnel (Name/Company): Ethan Frontz / Frontz Drilling

Tube A Time: 1:34 PM (HH:MM) Depth Range (ft) Drilled: 1-3 Recovery (ft:) 16"

Tube B Time: 1:34 PM (HH:MM) Depth Range (ft) Drilled: 3-5 Recovery (ft:) 17"

Tube C Time: 1:37 PM (HH:MM) Depth Range (ft) Drilled: 5-7 Recovery (ft:) 9"

Remarks/Visitors: NONE

FIELD LOG – TASK 6 SUBSURFACE SOIL HORIZONTAL ISM SAMPLES

Project- Final Sampling & Closure of Load Lines 1, 2, 3, 4, 12, and Other Areas of Concern
USACE Contract No. W912QR-10-P-0037

Load Line: 4 Building No.: G-8 Vertical Geoprobe Number (#): 7
(# only = Primary; A-# = 1st triplicate; B-# = 2nd Triplicate)

Subsurface Soil Horizontal ISM ID: LL4SB-4-13M-(0101-0103)-SO

Date: 06/28/2011 (MM/DD/YYYY) Weather: CLEAR SKY

Contractor Personnel: Amanda Miller, John Jent, Tomas Hernandez, Samir Mansy, Morgan Helfrich, Travis Steele

Subcontractor Personnel (Name/Company): Ethan Frontz/ Frontz Drilling

Tube A Time: ~~1:45~~ 2:05 PM (HH:MM) Depth Range (ft) Drilled: 1-3 Recovery (ft:) 14"

Tube B Time: ~~1:45~~ 2:05 PM (HH:MM) Depth Range (ft) Drilled: 3-5 Recovery (ft:) 14"

Tube C Time: 2:08 PM (HH:MM) Depth Range (ft) Drilled: 5-7 Recovery (ft:) 17"

Remarks/Visitors: TWO ATTEMPTS

Load Line: 4 Building No.: G-8 Vertical Geoprobe Number (#): 8
(# only = Primary; A-# = 1st triplicate; B-# = 2nd Triplicate)

Subsurface Soil Horizontal ISM ID: LL4SB-4-13M-(0101-0103)-SO

Date: 06/28/2011 (MM/DD/YYYY) Weather:

Contractor Personnel: Amanda Miller, John Jent, Tomas Hernandez, Samir Mansy, Morgan Helfrich, Travis Steele

Subcontractor Personnel (Name/Company): Ethan Frontz / Frontz Drilling

Tube A Time: 3:14 PM (HH:MM) Depth Range (ft) Drilled: 1-3 Recovery (ft:) 26"

Tube B Time: 3:14 PM (HH:MM) Depth Range (ft) Drilled: 3-5 Recovery (ft:) 26"

Tube C Time: 3:18 PM (HH:MM) Depth Range (ft) Drilled: 5-7 Recovery (ft:) 31"

Remarks/Visitors: NONE

FIELD LOG – TASK 6 SUBSURFACE SOIL HORIZONTAL ISM SAMPLES

Project- Final Sampling & Closure of Load Lines 1, 2, 3, 4, 12, and Other Areas of Concern
USACE Contract No. W912QR-10-P-0037

Load Line: 4 Building No.: G-8 Vertical Geoprobe Number (#): 3
(# only = Primary; A-# = 1st triplicate; B-# = 2nd Triplicate)

Subsurface Soil Horizontal ISM ID: LL4SB-413M-(0101-0103)-SO

Date: 06/28/2011 (MM/DD/YYYY) Weather: CLEAR SKY

Contractor Personnel: Amanda Miller, John Jent, Tomas Hernandez, Samir Mansy, Morgan Helfrich, Travis Steele

Subcontractor Personnel (Name/Company): Ethan Frontz/ Frontz Drilling

Tube A Time: 2:28 PM (HH:MM) Depth Range (ft) Drilled: 1-3 Recovery (ft:) 15"

Tube B Time: 2:28 PM (HH:MM) Depth Range (ft) Drilled: 3-5 Recovery (ft:) 16"

Tube C Time: 2:28 PM (HH:MM) Depth Range (ft) Drilled: 5-7 Recovery (ft:) 31"

Remarks/Visitors: NONE

Load Line: 4 Building No.: G-8 Vertical Geoprobe Number (#): 6
(# only = Primary; A-# = 1st triplicate; B-# = 2nd Triplicate)

Subsurface Soil Horizontal ISM ID: LL4SB-413M-(0101-0103)-SO

Date: 06/28/2011 (MM/DD/YYYY) Weather: CLEAR SKY

Contractor Personnel: Amanda Miller, John Jent, Tomas Hernandez, Samir Mansy, Morgan Helfrich, Travis Steele

Subcontractor Personnel (Name/Company): Ethan Frontz / Frontz Drilling

Tube A Time: 3:01 (HH:MM) Depth Range (ft) Drilled: 1-3 Recovery (ft:) 8"

Tube B Time: _____ (HH:MM) Depth Range (ft) Drilled: 3-5 Recovery (ft:) X

Tube C Time: _____ (HH:MM) Depth Range (ft) Drilled: 5-7 Recovery (ft:) X

Remarks/Visitors: No recovery for 3-5 ft / fell out & 5-7ft

FIELD LOG – TASK 6 SURFACE SOIL ISM SAMPLES

Project- Final Sampling & Closure of Load Lines 1, 2, 3, 4, 12, and Other Areas of Concern
USACE Contract No. W912QR-10-P-0037

Load Line: 4 Task 6 Sample ID: LL455-419M-0001-SO Former RI Sample ID LL4 - RI-158

Date: 06/26/2011 (MM/DD/YYYY) Time: 09:15 (HH:MM) Weather: SUNNY

Depth Range (Ft): 0-1

Contractor Personnel: MH, JJ, AM, TH

Material: BR TOPSOIL (SILT CLAY)

Remarks/Visitors: NONE

Load Line: 4 Task 6 Sample ID: LL455-420M-0001 SO Former RI Sample ID LL-4 RI-034

Date: 6/26/2011 (MM/DD/YYYY) Time: 10:30 (HH:MM) Weather: SUNNY ~65

Depth Range (Ft): 0-1

Contractor Personnel: SM, JJ, TH, AM, MH, TS

Material: BL TOPSOIL W/ SILTY CLAY - MOIST

Remarks/Visitors: NONE

Load Line: 4 Task 6 Sample ID: LL458-421M-0001 SO Former RI Sample ID LL-4 RI-034

Date: 6/26/2011 (MM/DD/YYYY) Time: 10:30 (HH:MM) Weather: SUNNY 65°

Depth Range (Ft): 1-2

Contractor Personnel: AM, TH, SM, MH, TS, JJ

Material: BL TOPSOIL, W/ SILTY CLAY - MOIST

Remarks/Visitors: NONE

FIELD LOG – TASK 6 SURFACE SOIL ISM SAMPLES

Project- Final Sampling & Closure of Load Lines 1, 2, 3, 4, 12, and Other Areas of Concern
USACE Contract No. W912QR-10-P-0037

W. SIDE BLDG 6-8

Load Line: 4 Task 6 Sample ID: LL455-412M-0001-SO Former RI Sample ID _____

Date: 6/26/2011 (MM/DD/YYYY) Time: 11:20 (HH:MM) Weather: SUNNY - 82

Depth Range (Ft): ~~0-0.8"~~ 0-(6-8")

Contractor Personnel: AM, TH, JJ, MH, TS, SM

Material: BR-TAN SILTY CLAY, TR GRAVEL, SOME SAND

Remarks/Visitors: NONE

SW END

Load Line: 4 Task 6 Sample ID: LL455-414M-0001-SO Former RI Sample ID LL4.

Date: 6/26/2011 (MM/DD/YYYY) Time: 12:00 (HH:MM) Weather: SUNNY - 84

Depth Range (Ft): 0-(8"-1.0')

Contractor Personnel: AM, TH, JJ, MH, TS, SM

Material: BR-TAN SILTY CLAY, TR GRAVEL, SOME SAND

Remarks/Visitors: NONE

SW END

Load Line: 4 Task 6 Sample ID: LL455-414M-0002-SO Former RI Sample ID LL4

Date: 6/26/2011 (MM/DD/YYYY) Time: 12:00 (HH:MM) Weather: SUNNY - 84

Depth Range (Ft): 0-(8"-1.0')

Contractor Personnel: AM, TH, SM, JJ, MH, TS

Material: BR-TAN SILTY CLAY, TR GRAVEL, SOME SAND

Remarks/Visitors: NONE

FIELD LOG – TASK 6 SURFACE SOIL ISM SAMPLES

Project- Final Sampling & Closure of Load Lines 1, 2, 3, 4, 12, and Other Areas of Concern
USACE Contract No. W912QR-10-P-0037

Load Line: 4 Task 6 Sample ID: LL455-416M-0001-SO Former RI Sample ID LL4-045

Date: 6/26/2011 (MM/DD/YYYY) Time: 1400 (HH:MM) Weather: SUNNY - 75

Depth Range (Ft): 0-1

Contractor Personnel: AM, TH, MH, TS, JJ, TS

Material: FILL - BR SILTY SANDY CLAY

Remarks/Visitors: USED SLEDGE

Load Line: 4 Task 6 Sample ID: LL455-416M-0002-SO Former RI Sample ID LL4-045

Date: 6/26/2011 (MM/DD/YYYY) Time: 1400 (HH:MM) Weather: SUNNY 75

Depth Range (Ft): 0-1

Contractor Personnel: AM, TH, MH, TS, JJ - SM,

Material: FILL BR SILTY SANDY CLAY

Remarks/Visitors: ~~NO~~ USED SLEDGE

Load Line: 4 Task 6 Sample ID: LL455-417M-0001-SO Former RI Sample ID LL4-045

Date: 6/26/2011 (MM/DD/YYYY) Time: 1400 (HH:MM) Weather: SUNNY 75°C

Depth Range (Ft): 0-1

Contractor Personnel: AM, TH, MH, TS, JJ, SM

Material: FILL BR SILTY SANDY CLAY

Remarks/Visitors: NONE

FIELD LOG – TASK 6 SURFACE SOIL ISM SAMPLES

Project- Final Sampling & Closure of Load Lines 1, 2, 3, 4, 12, and Other Areas of Concern
USACE Contract No. W912QR-10-P-0037

Load Line: 4 Task 6 Sample ID: LL455-418M-0001-50 Former RI Sample ID _____

Date: 6/26/2011 (MM/DD/YYYY) Time: 14:00 (HH:MM) Weather: SUNNY 75°

Depth Range (Ft): 0-1 QA

Contractor Personnel: AM-TH-MH-TS-JJ-SM

Material: FILL - BR SILTY SANDY CLAY

Remarks/Visitors: NONE

Load Line: 12 Task 6 Sample ID: L1255-306M-0001-50 Former RI Sample ID ~~G12~~ L1255-100

Date: 6-26-2011 (MM/DD/YYYY) Time: 1520 (HH:MM) Weather: SUNNY 78°

Depth Range (Ft): 0-1 (MOST 0-=0.4)

Contractor Personnel: AM-TH-JJ-MH-SM-TS

Material: BR TOPSOIL

Remarks/Visitors: SOLID LAYER @ 0.4-0.6' DOWN — NOISY
UXO HAS LOUD HITS - CANNOT POUR

Load Line: 12 Task 6 Sample ID: L1255-305M-0001-50 Former RI Sample ID ~~G~~L1255-099

Date: 6-26-2011 (MM/DD/YYYY) Time: 15:30 (HH:MM) Weather: SUNNY - 78°

Depth Range (Ft): 0-0.5

Contractor Personnel: AM, TH, SM, MH, JJ, TS

Material: BR TOPSOIL

Remarks/Visitors: CB ~~[illegible]~~

FIELD LOG – TASK 6 SURFACE SOIL ISM SAMPLES

Project- Final Sampling & Closure of Load Lines 1, 2, 3, 4, 12, and Other Areas of Concern
USACE Contract No. W912QR-10-P-0037

Load Line: 12 Task 6 Sample ID: L1255-304M-0001-50 Former RI Sample ID L12-066

Date: 6-26-2011 (MM/DD/YYYY) Time: 1556 (HH:MM) Weather: Sunny - 82

Depth Range (Ft): 0 - 0.8

Contractor Personnel: MH, JJ

Material: BR SILTY CLAY, TR TOPSOIL - MUCH SLAG

Remarks/Visitors: NONE

Load Line: 12 Task 6 Sample ID: L1255-304M-0001-50 Former RI Sample ID L12-064

Date: 6-26-2011 (MM/DD/YYYY) Time: 16:25 (HH:MM) Weather: Sunny 85

Depth Range (Ft): 0 - 0.7

Contractor Personnel: AM, TH, TS

Material:

Remarks/Visitors: NONE

Load Line: 12 Task 6 Sample ID: L1255-304M-0002-50 Former RI Sample ID L12-064

Date: 6-26-2011 (MM/DD/YYYY) Time: 16:25 (HH:MM) Weather: Sunny - 85

Depth Range (Ft): 0 - 0.7

Contractor Personnel: AM, TH, TS

Material:

Remarks/Visitors: NONE

FIELD LOG – TASK 6 SUBSURFACE SOIL HORIZONTAL ISM SAMPLES

Project- Final Sampling & Closure of Load Lines 1, 2, 3, 4, 12, and Other Areas of Concern
USACE Contract No. W912QR-10-P-0037

Load Line: 4 Building No.: 6-8 Vertical Geoprobe Number (#): 7
(# only = Primary; A-# = 1st triplicate; B-# = 2nd Triplicate)

Subsurface Soil Horizontal ISM ID: LL4 SB-411M-(0101-0109)-SO

Date: 06/27/2011 (MM/DD/YYYY) Weather: Clear Sky, Sunny,

Contractor Personnel: Amanda Miller, John Jent, Tomas Hernandez, Samir Mansy, Morgan Helfrich, Travis Steele

Subcontractor Personnel (Name/Company): Ethan Frontz/ Frontz Drilling

Tube A Time: 9:12 AM (HH:MM) Depth Range (ft) Drilled: 1-3 Recovery (ft:) 20"

Tube B Time: 9:12 AM (HH:MM) Depth Range (ft) Drilled: 3-5 Recovery (ft:) 19"

Tube C Time: 9:20 AM (HH:MM) Depth Range (ft) Drilled: 5-7 Recovery (ft:) 22"

Remarks/Visitors: NONE

Load Line: 4 Building No.: 6-8 Vertical Geoprobe Number (#): 6
(# only = Primary; A-# = 1st triplicate; B-# = 2nd Triplicate)

Subsurface Soil Horizontal ISM ID: LL4 SB-411M-(0101-0103)-SO

Date: 06/27/2011 (MM/DD/YYYY) Weather: Clear Sky, Sunny

Contractor Personnel: Amanda Miller, John Jent, Tomas Hernandez, Samir Mansy, Morgan Helfrich, Travis Steele

Subcontractor Personnel (Name/Company): Ethan Frontz / Frontz Drilling

Tube A Time: 9:34 AM (HH:MM) Depth Range (ft) Drilled: 1-3 Recovery (ft:) ~~25~~ 12"

Tube B Time: 9:34 AM (HH:MM) Depth Range (ft) Drilled: 3-5 Recovery (ft:) 13"

Tube C Time: 10:10 AM (HH:MM) Depth Range (ft) Drilled: 5-7 Recovery (ft:) 20"

Remarks/Visitors: NONE

FIELD LOG – TASK 6 SUBSURFACE SOIL HORIZONTAL ISM SAMPLES

Project- Final Sampling & Closure of Load Lines 1, 2, 3, 4, 12, and Other Areas of Concern
USACE Contract No. W912QR-10-P-0037

Load Line: 4 Building No.: G-8 Vertical Geoprobe Number (#): 8
(# only = Primary; A-# = 1st triplicate; B-# = 2nd Triplicate)

Subsurface Soil Horizontal ISM ID: LL4-411M-(0101-0108)-SO

Date: 06/27/2011 (MM/DD/YYYY) Weather: CLEAR SKY, SUNNY

Contractor Personnel: Amanda Miller, John Jent, Tomas Hernandez, Samir Mansy, Morgan Helfrich, Travis Steele

Subcontractor Personnel (Name/Company): Ethan Frontz/ Frontz Drilling

Tube A Time: 10:22 AM (HH:MM) Depth Range (ft) Drilled: 1-3 Recovery ~~(ft:)~~ 23"

Tube B Time: 10:22 AM (HH:MM) Depth Range (ft) Drilled: 3-5 Recovery ~~(ft:)~~ 24"

Tube C Time: 10:28 AM (HH:MM) Depth Range (ft) Drilled: 5-7 Recovery ~~(ft:)~~ 23"

Remarks/Visitors: NONE

Load Line: 4 Building No.: G-8 Vertical Geoprobe Number (#): 5
(# only = Primary; A-# = 1st triplicate; B-# = 2nd Triplicate)

Subsurface Soil Horizontal ISM ID: LL4-411M-(0101-0103)-SO

Date: 06/27/2011 (MM/DD/YYYY) Weather: CLEAR SKY - SUNNY

Contractor Personnel: Amanda Miller, John Jent, Tomas Hernandez, Samir Mansy, Morgan Helfrich, Travis Steele

Subcontractor Personnel (Name/Company): Ethan Frontz / Frontz Drilling

Tube A Time: 10:44 AM (HH:MM) Depth Range (ft) Drilled: 1-3 Recovery (ft:) 22"

Tube B Time: 10:44 AM (HH:MM) Depth Range (ft) Drilled: 3-5 Recovery (ft:) 22"

Tube C Time: 10:54 AM (HH:MM) Depth Range (ft) Drilled: 5-7 Recovery (ft:) 21"

Remarks/Visitors: NONE

FIELD LOG – TASK 6 SUBSURFACE SOIL HORIZONTAL ISM SAMPLES

Project- Final Sampling & Closure of Load Lines 1, 2, 3, 4, 12, and Other Areas of Concern
USACE Contract No. W912QR-10-P-0037

Load Line: 4 Building No.: G-8 Vertical Geoprobe Number (#): 3
(# only = Primary; A-# = 1st triplicate; B-# = 2nd Triplicate)

Subsurface Soil Horizontal ISM ID: LL4-411 M-(0101-0103)-SO

Date: 06/27/2011 (MM/DD/YYYY) Weather: CLEAR SKY

Contractor Personnel: Amanda Miller, John Jent, Tomas Hernandez, Samir Mansy, Morgan Helfrich, Travis Steele

Subcontractor Personnel (Name/Company): Ethan Frontz/ Frontz Drilling

Tube A Time: 11:01 AM (HH:MM) Depth Range (ft) Drilled: 1-3 Recovery (ft:) 11" 13"

Tube B Time: 11:01 AM (HH:MM) Depth Range (ft) Drilled: 3-5 Recovery (ft:) 24" 14"

Tube C Time: 11:07 (HH:MM) Depth Range (ft) Drilled: 5-7 Recovery (ft:) 31"

Remarks/Visitors: NONE

Load Line: 4 Building No.: G-8 Vertical Geoprobe Number (#): 2
(# only = Primary; A-# = 1st triplicate; B-# = 2nd Triplicate)

Subsurface Soil Horizontal ISM ID: LL4-411M-(0101-0103)-SO

Date: 06/27/2011 (MM/DD/YYYY) Weather: CLEAR SKY

Contractor Personnel: Amanda Miller, John Jent, Tomas Hernandez, Samir Mansy, Morgan Helfrich, Travis Steele

Subcontractor Personnel (Name/Company): Ethan Frontz / Frontz Drilling

Tube A Time: 11:10 AM (HH:MM) Depth Range (ft) Drilled: 1-3 Recovery (ft:) 18"

Tube B Time: 11:10 AM (HH:MM) Depth Range (ft) Drilled: 3-5 Recovery (ft:) 18"

Tube C Time: 11:14 AM (HH:MM) Depth Range (ft) Drilled: 5-7 Recovery (ft:) 24"

Remarks/Visitors: NONE

FIELD LOG – TASK 6 SUBSURFACE SOIL HORIZONTAL ISM SAMPLES

Project- Final Sampling & Closure of Load Lines 1, 2, 3, 4, 12, and Other Areas of Concern
USACE Contract No. W912QR-10-P-0037

Load Line: 4 Building No.: G-8 Vertical Geoprobe Number (#) : 1
(# only = Primary; A-# = 1st triplicate; B-# = 2nd Triplicate)

Subsurface Soil Horizontal ISM ID: LL4-411M (0101-0103)-SO

Date: 06/27/2011 (MM/DD/YYYY) Weather: CLEAR SKY

Contractor Personnel: Amanda Miller, John Jent, Tomas Hernandez, Samir Mansy, Morgan Helfrich, Travis Steele

Subcontractor Personnel (Name/Company): Ethan Frontz/ Frontz Drilling

Tube A Time: 11:30 AM (HH:MM) Depth Range (ft) Drilled: 1-3 Recovery (ft:) 12"

Tube B Time: 11:30 AM (HH:MM) Depth Range (ft) Drilled: 3-5 Recovery (ft:) 13"

Tube C Time: 11:35 AM (HH:MM) Depth Range (ft) Drilled: 5-7 Recovery (ft:) 20"

Remarks/Visitors: NONE

Load Line: 4 Building No.: G-8 Vertical Geoprobe Number (#) : 4
(# only = Primary; A-# = 1st triplicate; B-# = 2nd Triplicate)

Subsurface Soil Horizontal ISM ID: LL4-411M (0101-0103)-SO

Date: 06/27/2011 (MM/DD/YYYY) Weather: CLEAR SKY

Contractor Personnel: Amanda Miller, John Jent, Tomas Hernandez, Samir Mansy, Morgan Helfrich, Travis Steele

Subcontractor Personnel (Name/Company): Ethan Frontz / Frontz Drilling

Tube A Time: 11:40 AM (HH:MM) Depth Range (ft) Drilled: 1-3 Recovery (ft:) 14"

Tube B Time: 11:40 AM (HH:MM) Depth Range (ft) Drilled: 3-5 Recovery (ft:) 14"

Tube C Time: _____ (HH:MM) Depth Range (ft) Drilled: 5-7 Recovery (ft:) 26"

Remarks/Visitors: NONE

FIELD LOG – TASK 6 SUBSURFACE SOIL HORIZONTAL ISM SAMPLES

Project- Final Sampling & Closure of Load Lines 1, 2, 3, 4, 12, and Other Areas of Concern
USACE Contract No. W912QR-10-P-0037

Load Line: 4 Building No.: G-8 Vertical Geoprobe Number (#): 8
(# only = Primary; A-# = 1st triplicate; B-# = 2nd Triplicate)

Subsurface Soil Horizontal ISM ID: LL4-407M-(0101-0103)-SO

Date: 06/27/2011 (MM/DD/YYYY) Weather: CLEAR SKY

Contractor Personnel: Amanda Miller, John Jent, Tomas Hernandez, Samir Mansy, Morgan Helfrich, Travis Steele

Subcontractor Personnel (Name/Company): Ethan Frontz/ Frontz Drilling

Tube A Time: 12:02 PM (HH:MM) Depth Range (ft) Drilled: 1-3 Recovery (ft:) 24"

Tube B Time: 12:02 PM (HH:MM) Depth Range (ft) Drilled: 3-5 Recovery (ft:) 25"

Tube C Time: _____ (HH:MM) Depth Range (ft) Drilled: 5-7 Recovery (ft:) 23"

Remarks/Visitors: NONE

Load Line: 4 Building No.: G-8 Vertical Geoprobe Number (#): 7
(# only = Primary; A-# = 1st triplicate; B-# = 2nd Triplicate)

Subsurface Soil Horizontal ISM ID: LL4-407M-(0101-0103)-SO

Date: 06/27/2011 (MM/DD/YYYY) Weather: CLEAR SKY

Contractor Personnel: Amanda Miller, John Jent, Tomas Hernandez, Samir Mansy, Morgan Helfrich, Travis Steele

Subcontractor Personnel (Name/Company): Ethan Frontz / Frontz Drilling

Tube A Time: 12:17 PM (HH:MM) Depth Range (ft) Drilled: 1-3 Recovery (ft:) 28"

Tube B Time: 12:17 PM (HH:MM) Depth Range (ft) Drilled: 3-5 Recovery (ft:) 28"

Tube C Time: 12:24 PM (HH:MM) Depth Range (ft) Drilled: 5-7 Recovery (ft:) 31"

Remarks/Visitors: NONE

FIELD LOG – TASK 6 SUBSURFACE SOIL HORIZONTAL ISM SAMPLES

Project- Final Sampling & Closure of Load Lines 1, 2, 3, 4, 12, and Other Areas of Concern
USACE Contract No. W912QR-10-P-0037

Load Line: 4 Building No.: G-8 Vertical Geoprobe Number (#): 6
(# only = Primary; A-# = 1st triplicate; B-# = 2nd Triplicate)

Subsurface Soil Horizontal ISM ID: LL4-407M-(0101-0103)-S0

Date: 06/27/2011 (MM/DD/YYYY) Weather: CLEAR SKY

Contractor Personnel: Amanda Miller, John Jent, Tomas Hernandez, Samir Mansy, Morgan Helfrich, Travis Steele

Subcontractor Personnel (Name/Company): Ethan Frontz/ Frontz Drilling

Tube A Time: 12:40 PM (HH:MM) Depth Range (ft) Drilled: 1-3 Recovery (ft:) 22"

Tube B Time: 12:40 PM (HH:MM) Depth Range (ft) Drilled: 3-5 Recovery (ft:) 23"

Tube C Time: 12:48 PM (HH:MM) Depth Range (ft) Drilled: 5-7 Recovery (ft:) 26"

Remarks/Visitors: NONE

Load Line: 4 Building No.: G-8 Vertical Geoprobe Number (#): 5
(# only = Primary; A-# = 1st triplicate; B-# = 2nd Triplicate)

Subsurface Soil Horizontal ISM ID: LL4-407M-(0101-0103)-S0

Date: 06/27/2011 (MM/DD/YYYY) Weather: CLEAR SKY

Contractor Personnel: Amanda Miller, John Jent, Tomas Hernandez, Samir Mansy, Morgan Helfrich, Travis Steele

Subcontractor Personnel (Name/Company): Ethan Frontz / Frontz Drilling

Tube A Time: 12:57 PM (HH:MM) Depth Range (ft) Drilled: 1-3 Recovery (ft:) 26"

Tube B Time: 12:57 PM (HH:MM) Depth Range (ft) Drilled: 3-5 Recovery (ft:) 26"

Tube C Time: 1:03 PM (HH:MM) Depth Range (ft) Drilled: 5-7 Recovery (ft:) 24"

Remarks/Visitors:

FIELD LOG – TASK 6 SUBSURFACE SOIL HORIZONTAL ISM SAMPLES

Project- Final Sampling & Closure of Load Lines 1, 2, 3, 4, 12, and Other Areas of Concern
USACE Contract No. W912QR-10-P-0037

Load Line: 4 Building No.: G-8 Vertical Geoprobe Number (#): 4
(# only = Primary; A-# = 1st triplicate; B-# = 2nd Triplicate)

Subsurface Soil Horizontal ISM ID: LL4-407M-(0101-0103)-SO

Date: 06/27/2011 (MM/DD/YYYY) Weather: CLEAR SKY

Contractor Personnel: Amanda Miller, John Jent, Tomas Hernandez, Samir Mansy, Morgan Helfrich, Travis Steele

Subcontractor Personnel (Name/Company): Ethan Frontz/ Frontz Drilling

Tube A Time: 1:13 AM (HH:MM) Depth Range (ft) Drilled: 1-3 Recovery (ft:) 17"

Tube B Time: 1:13 AM (HH:MM) Depth Range (ft) Drilled: 3-5 Recovery (ft:) 18"

Tube C Time: _____ (HH:MM) Depth Range (ft) Drilled: 5-7 Recovery (ft:) 8"

Remarks/Visitors: NONE

Load Line: 4 Building No.: G-8 Vertical Geoprobe Number (#): 3
(# only = Primary; A-# = 1st triplicate; B-# = 2nd Triplicate)

Subsurface Soil Horizontal ISM ID: LL4-407M-(0101-0103)-SO

Date: 06/27/2011 (MM/DD/YYYY) Weather: CLEAR SKY

Contractor Personnel: Amanda Miller, John Jent, Tomas Hernandez, Samir Mansy, Morgan Helfrich, Travis Steele

Subcontractor Personnel (Name/Company): Ethan Frontz / Frontz Drilling

Tube A Time: 2:49 PM (HH:MM) Depth Range (ft) Drilled: 1-3 Recovery (ft:) 27"

Tube B Time: 2:49 PM (HH:MM) Depth Range (ft) Drilled: 3-5 Recovery (ft:) 27"

Tube C Time: 2:55 PM (HH:MM) Depth Range (ft) Drilled: 5-7 Recovery (ft:) 24"

Remarks/Visitors: NONE

FIELD LOG – TASK 6 SUBSURFACE SOIL HORIZONTAL ISM SAMPLES

Project- Final Sampling & Closure of Load Lines 1, 2, 3, 4, 12, and Other Areas of Concern
USACE Contract No. W912QR-10-P-0037

Load Line: 4 Building No.: G-8 Vertical Geoprobe Number (#) : 2
(# only = Primary; A-# = 1st triplicate; B-# = 2nd Triplicate)

Subsurface Soil Horizontal ISM ID: LL4 – 407M-(0101-0103)-SO

Date: 06/27/2011 (MM/DD/YYYY) Weather: CLEAR SKY

Contractor Personnel: Amanda Miller, John Jent, Tomas Hernandez, Samir Mansy, Morgan Helfrich, Travis Steele

Subcontractor Personnel (Name/Company): Ethan Frontz/ Frontz Drilling

Tube A Time: 3:00 PM (HH:MM) Depth Range (ft) Drilled: 1-3 Recovery (ft:) SM ~~21~~ 10"

Tube B Time: 3:00 PM (HH:MM) Depth Range (ft) Drilled: 3-5 Recovery (ft:) 11"

Tube C Time: _____ (HH:MM) Depth Range (ft) Drilled: 5-7 Recovery (ft:) 21"

Remarks/Visitors: NONE

Load Line: 4 Building No.: G-8 Vertical Geoprobe Number (#) : 1
(# only = Primary; A-# = 1st triplicate; B-# = 2nd Triplicate)

Subsurface Soil Horizontal ISM ID: LL4 -407M- (0101- 0103)-SO

Date: 06/27/2011 (MM/DD/YYYY) Weather: CLEAR SKY

Contractor Personnel: Amanda Miller, John Jent, Tomas Hernandez, Samir Mansy, Morgan Helfrich, Travis Steele

Subcontractor Personnel (Name/Company): Ethan Frontz / Frontz Drilling

Tube A Time: 3:17 PM (HH:MM) Depth Range (ft) Drilled: 1-3 Recovery (ft:) 25"

Tube B Time: 3:17 PM (HH:MM) Depth Range (ft) Drilled: 3-5 Recovery (ft:) 25"

Tube C Time: 3:24 PM (HH:MM) Depth Range (ft) Drilled: 5-7 Recovery (ft:) 26"

Remarks/Visitors: NONE

FIELD LOG – TASK 6 SUBSURFACE SOIL HORIZONTAL ISM SAMPLES

Project- Final Sampling & Closure of Load Lines 1, 2, 3, 4, 12, and Other Areas of Concern
USACE Contract No. W912QR-10-P-0037

Load Line: 4 Building No.: G-8 Vertical Geoprobe Number (#) : 1.
(# only = Primary; A-# = 1st triplicate; B-# = 2nd Triplicate)

Subsurface Soil Horizontal ISM ID: LL4-410M-(0101-0103)-S0

Date: 06/27/2011 (MM/DD/YYYY) Weather: CLEAR SKY

Contractor Personnel: Amanda Miller, John Jent, Tomas Hernandez, Samir Mansy, Morgan Helfrich, Travis Steele

Subcontractor Personnel (Name/Company): Ethan Frontz/ Frontz Drilling

Tube A Time: 3:35 PM (HH:MM) Depth Range (ft) Drilled: 1-3 Recovery (ft:) 12"

Tube B Time: 3:35 PM (HH:MM) Depth Range (ft) Drilled: 3-5 Recovery (ft:) 12"

Tube C Time: 3:37 PM (HH:MM) Depth Range (ft) Drilled: 5-7 Recovery (ft:) 21"

Remarks/Visitors: NONE

Load Line: 4 Building No.: G-8 Vertical Geoprobe Number (#) : 2
(# only = Primary; A-# = 1st triplicate; B-# = 2nd Triplicate)

Subsurface Soil Horizontal ISM ID: LL4-410M-(0101-0103)-S0

Date: 06/27/2011 (MM/DD/YYYY) Weather: CLEAR SKY

Contractor Personnel: Amanda Miller, John Jent, Tomas Hernandez, Samir Mansy, Morgan Helfrich, Travis Steele

Subcontractor Personnel (Name/Company): Ethan Frontz / Frontz Drilling

Tube A Time: 3:48 PM (HH:MM) Depth Range (ft) Drilled: 1-3 Recovery (ft:) 12"

Tube B Time: 3:48 PM (HH:MM) Depth Range (ft) Drilled: 3-5 Recovery (ft:) 12"

Tube C Time: 3:52 PM (HH:MM) Depth Range (ft) Drilled: 5-7 Recovery (ft:) 25"

Remarks/Visitors:

FIELD LOG – TASK 6 SUBSURFACE SOIL HORIZONTAL ISM SAMPLES

Project- Final Sampling & Closure of Load Lines 1, 2, 3, 4, 12, and Other Areas of Concern
USACE Contract No. W912QR-10-P-0037

Load Line: 4 Building No.: G-8 Vertical Geoprobe Number (#) : 3
(# only = Primary; A-# = 1st triplicate; B-# = 2nd Triplicate)

Subsurface Soil Horizontal ISM ID: LL4 - 410M1 - (0101-0103) - SO

Date: 06/27/2011 (MM/DD/YYYY) Weather: CLEAR SKY

Contractor Personnel: Amanda Miller, John Jent, Tomas Hernandez, Samir Mansy, Morgan Helfrich, Travis Steele

Subcontractor Personnel (Name/Company): Ethan Frontz/ Frontz Drilling

Tube A Time: 3:58 PM (HH:MM) Depth Range (ft) Drilled: 1-3 Recovery (ft:) 12"

Tube B Time: 3:58 PM (HH:MM) Depth Range (ft) Drilled: 3-5 Recovery (ft:) 12"

Tube C Time: _____ (HH:MM) Depth Range (ft) Drilled: 5-6.7 SM Recovery (ft:) 24"

Remarks/Visitors: NONE

Load Line: 4 Building No.: G-8 Vertical Geoprobe Number (#) : 4
(# only = Primary; A-# = 1st triplicate; B-# = 2nd Triplicate)

Subsurface Soil Horizontal ISM ID: LL4 - 410 M - (0101-0103) - SO

Date: 06/27/2011 (MM/DD/YYYY) Weather: CLEAR SKY

Contractor Personnel: Amanda Miller, John Jent, Tomas Hernandez, Samir Mansy, Morgan Helfrich, Travis Steele

Subcontractor Personnel (Name/Company): Ethan Frontz / Frontz Drilling

Tube A Time: 4:10 PM (HH:MM) Depth Range (ft) Drilled: 1-3 Recovery (ft:) 11"

Tube B Time: 4:10 PM (HH:MM) Depth Range (ft) Drilled: 3-5 Recovery (ft:) 11"

Tube C Time: 4:13 PM (HH:MM) Depth Range (ft) Drilled: 5-7 Recovery (ft:) 21"

Remarks/Visitors: NONE

FIELD LOG – TASK 6 SUBSURFACE SOIL HORIZONTAL ISM SAMPLES

Project- Final Sampling & Closure of Load Lines 1, 2, 3, 4, 12, and Other Areas of Concern
USACE Contract No. W912QR-10-P-0037

Load Line: 4 Building No.: G-8 Vertical Geoprobe Number (#): SM 5 SM 4 SM 5
(# only = Primary; A-# = 1st triplicate; B-# = 2nd Triplicate)

Subsurface Soil Horizontal ISM ID: LL4-410M-(0101-0103)-SO

Date: 06/27/2011 (MM/DD/YYYY) Weather: CLEAR SKY

Contractor Personnel: Amanda Miller, John Jent, Tomas Hernandez, Samir Mansy, Morgan Helfrich, Travis Steele

Subcontractor Personnel (Name/Company): Ethan Frontz/ Frontz Drilling

Tube A Time: 4:38 PM (HH:MM) Depth Range (ft) Drilled: 1-3 Recovery (ft:) 13"
Tube B Time: 4:38 PM (HH:MM) Depth Range (ft) Drilled: 3-5 Recovery (ft:) 13"
Tube C Time: 4:42 PM (HH:MM) Depth Range (ft) Drilled: 5-7 Recovery (ft:) 29"

Remarks/Visitors: NONE

Load Line: 4 Building No.: G-8 Vertical Geoprobe Number (#): SM 4 SM 5 6
(# only = Primary; A-# = 1st triplicate; B-# = 2nd Triplicate)

Subsurface Soil Horizontal ISM ID: LL4-410M-(0101-0103)-SO

Date: 06/27/2011 (MM/DD/YYYY) Weather: CLEAR SKY

Contractor Personnel: Amanda Miller, John Jent, Tomas Hernandez, Samir Mansy, Morgan Helfrich, Travis Steele

Subcontractor Personnel (Name/Company): Ethan Frontz / Frontz Drilling

Tube A Time: 4:59 PM (HH:MM) Depth Range (ft) Drilled: 1-3 Recovery (ft:) 12"
Tube B Time: 4:59 PM (HH:MM) Depth Range (ft) Drilled: 3-5 Recovery (ft:) 13"
Tube C Time: 5:04 PM (HH:MM) Depth Range (ft) Drilled: 5-7 Recovery (ft:) 19"

Remarks/Visitors: NONE

FIELD LOG – TASK 6 SUBSURFACE SOIL HORIZONTAL ISM SAMPLES

Project- Final Sampling & Closure of Load Lines 1, 2, 3, 4, 12, and Other Areas of Concern
USACE Contract No. W912QR-10-P-0037

Load Line: 4 Building No.: G-8 Vertical Geoprobe Number (#) : 7
(# only = Primary; A-# = 1st triplicate; B-# = 2nd Triplicate)

Subsurface Soil Horizontal ISM ID: LL4-410-M-(0101-0103)

Date: 06/27/2011 (MM/DD/YYYY) Weather: CLEAR SKY

Contractor Personnel: Amanda Miller, John Jent, Tomas Hernandez, Samir Mansy, Morgan Helfrich, Travis Steele

Subcontractor Personnel (Name/Company): Ethan Frontz/ Frontz Drilling

Tube A Time: 5:14 PM (HH:MM) Depth Range (ft) Drilled: 1-3 Recovery (ft:) 12"

Tube B Time: 5:14 PM (HH:MM) Depth Range (ft) Drilled: 3-5 Recovery (ft:) 12"

Tube C Time: 5:16 PM (HH:MM) Depth Range (ft) Drilled: 5-7 Recovery (ft:) 29"

Remarks/Visitors: NONE

Load Line: 4 Building No.: G-8 Vertical Geoprobe Number (#) : 8
(# only = Primary; A-# = 1st triplicate; B-# = 2nd Triplicate)

Subsurface Soil Horizontal ISM ID: LL4-410M-(0101-0103)

Date: 06/27/2011 (MM/DD/YYYY) Weather: CLEAR SKY

Contractor Personnel: Amanda Miller, John Jent, Tomas Hernandez, Samir Mansy, Morgan Helfrich, Travis Steele

Subcontractor Personnel (Name/Company): Ethan Frontz / Frontz Drilling

Tube A Time: 5:32 PM (HH:MM) Depth Range (ft) Drilled: 1-3 Recovery (ft:) 10"

Tube B Time: 5:32 PM (HH:MM) Depth Range (ft) Drilled: 3-5 Recovery (ft:) 11"

Tube C Time: 5:26 PM (HH:MM) Depth Range (ft) Drilled: 5-7 Recovery (ft:) 27"

Remarks/Visitors: ~~NONE~~ SM 3 trials for 1-3 & 3-5 Depth attempts

FIELD LOG – TASK 6 SURFACE SOIL ISM SAMPLES

Project- Final Sampling & Closure of Load Lines 1, 2, 3, 4, 12, and Other Areas of Concern
USACE Contract No. W912QR-10-P-0037

Load Line: 3 Task 6 Sample ID: LL3SS-424M-0001.50 Former RI Sample ID NE/SE ~~EB-4~~

Date: 6/30/2011 (MM/DD/YYYY) Time: 09:30 (HH:MM) Weather: SUNNY 72

Depth Range (Ft): 0-(0.5-1.0)

Contractor Personnel: ~~Amanda Miller,~~ John Jent, ~~Tomas Hernandez,~~ ~~Samir Mansy~~ Morgan Helfrich ~~Travis Steele~~

Material: FILL BR POORLY GRADED SMALL GRAVEL W/ CLAY

Remarks/Visitors: NONE

Load Line: 3 Task 6 Sample ID: LL3SS-423M-0001-50 Former RI Sample ID SW/NW ~~EB-4~~

Date: 6-30-2011 (MM/DD/YYYY) Time: 11:50 (HH:MM) Weather: SUNNY 72

Depth Range (Ft): 0-(0.3-1.0)

Contractor Personnel: ~~Amanda Miller,~~ John Jent, ~~Tomas Hernandez,~~ ~~Samir Mansy,~~ Morgan Helfrich ~~Travis Steele~~

Material: (FILL) BR POORLY GRADED SMALL GRAVEL W/ CLAY

Remarks/Visitors: NONE

Load Line: 3 Task 6 Sample ID: LL3SD-416M-0001-SD Former RI Sample ID ~~RI-05~~

Date: 7/2/2011 (MM/DD/YYYY) Time: 08:50 (HH:MM) Weather: CLOUDY 70

Depth Range (Ft): 0-0.5 (0-6")

Contractor Personnel: ~~Amanda Miller,~~ John Jent, ~~Tomas Hernandez,~~ ~~Samir Mansy,~~ Morgan Helfrich ~~Travis Steele~~

Material: BR SILTY SAND WITH GRAVEL + CLAY

Remarks/Visitors: ~~NONE~~ ALSO DID VOC, ULAC

FIELD LOG – TASK 6 SURFACE SOIL ISM SAMPLES

Project- Final Sampling & Closure of Load Lines 1, 2, 3, 4, 12, and Other Areas of Concern
USACE Contract No. W912QR-10-P-0037

Load Line: 3 Task 6 Sample ID: ~~LL3SS~~ LL3SS-419M-0001 ~~LL3SB-419M-0001~~-SO Former RI Sample ID 016

Date: 7-2-2011 (MM/DD/YYYY) Time: 12:30 (HH:MM) Weather: CLOUDY. 75°

Depth Range (Ft): 0-1

Contractor Personnel: ~~Amanda Miller,~~ John Jent, ~~Tomas Hernandez,~~ Samir Mansy Morgan Helfrich Travis Steele

Material: 2" TOPSOIL / LT. BR SILTY CLAY

Remarks/Visitors: USED SPLIT SPOON

Load Line: 3 Task 6 Sample ID: LL3SS-419M-0002 MS/MSD Former RI Sample ID 016

Date: 7-2-2011 (MM/DD/YYYY) Time: 12:30 (HH:MM) Weather: CLOUDY. 75°

Depth Range (Ft): 0-1

Contractor Personnel: ~~Amanda Miller,~~ John Jent, ~~Tomas Hernandez,~~ Samir Mansy, Morgan Helfrich Travis Steele

Material: 2" TOPSOIL / LT. BR SILTY CLAY

Remarks/Visitors: USED SPLIT SPOON

Load Line: 3 Task 6 Sample ID: LL3SB-420M-0001-SO Former RI Sample ID 016

Date: 7-2-2011 (MM/DD/YYYY) Time: 12:30 (HH:MM) Weather: CLOUDY - 75°

Depth Range (Ft): 1'-2'

Contractor Personnel: ~~Amanda Miller,~~ John Jent, ~~Tomas Hernandez,~~ Samir Mansy, Morgan Helfrich Travis Steele

Material: LT. BR SILTY CLAY

Remarks/Visitors:

FIELD LOG – TASK 6 SURFACE SOIL ISM SAMPLES

Project- Final Sampling & Closure of Load Lines 1, 2, 3, 4, 12, and Other Areas of Concern
USACE Contract No. W912QR-10-P-0037

Load Line: 3 Task 6 Sample ID: LL3SS-421M-0001-SO Former RI Sample ID 028

Date: 7-2-2011 (MM/DD/YYYY) Time: 3:00 (HH:MM) Weather: Sunny 80

Depth Range (Ft): 0-1

Contractor Personnel: ~~Amanda Miller~~, John Jent, ~~Tomas Hernandez~~, Samir Mansy, Morgan Helfrich, Travis Steele

Material: 2" BR TOPSOIL, BRN SILTY-CLAY

Remarks/Visitors: NONE

Load Line: 3 Task 6 Sample ID: LL3SB-422M-0001-SO Former RI Sample ID 028

Date: 7-2-2011 (MM/DD/YYYY) Time: 3:00 (HH:MM) Weather: Sunny-80

Depth Range (Ft): 1.0-2.0

Contractor Personnel: ~~Amanda Miller~~, John Jent, ~~Tomas Hernandez~~, Samir Mansy, Morgan Helfrich, Travis Steele

Material: 2" BR TOPSOIL, BRN SILTY-CLAY

Remarks/Visitors: NONE

Load Line: 2 Task 6 Sample ID: LL2SS-519M-0001-SO Former RI Sample ID —

Date: 7-2-2011 (MM/DD/YYYY) Time: 4:15 (HH:MM) Weather: Sunny-80

Depth Range (Ft): 0-1

Contractor Personnel: ~~Amanda Miller~~, John Jent, ~~Tomas Hernandez~~, Samir Mansy, Morgan Helfrich, Travis Steele

Material: FILL-(SILTY CLAY TO SILTY SAND)

Remarks/Visitors: NONE

FIELD LOG – TASK 6 SURFACE SOIL ISM SAMPLES

Project- Final Sampling & Closure of Load Lines 1, 2, 3, 4, 12, and Other Areas of Concern
USACE Contract No. W912QR-10-P-0037

Load Line: 3 Task 6 Sample ID: LL3SD-417M-0001-SD Former RI Sample ID 050C

Date: 7-2-2011 (MM/DD/YYYY) Time: 08:55 (HH:MM) Weather: CLOUDY - 70°

Depth Range (Ft): 0 - 0.5 (6")

Contractor Personnel: ~~Amanda Miller,~~ John Jent, ~~Tomas Hernandez,~~ ~~Samir Mansy~~ Morgan Helfrich ~~Travis Steele~~

Material: BR SILTY SAND WITH GRAVEL + CLAY

Remarks/Visitors: ALSO DID VOCs VIAL

QA

Load Line: 3 Task 6 Sample ID: LL3SD-418M-0001-SD Former RI Sample ID 050C

Date: 7-2-2011 (MM/DD/YYYY) Time: 0855 (HH:MM) Weather: CLOUDY 70°

Depth Range (Ft): 0 - 0.5 (6")

Contractor Personnel: ~~Amanda Miller,~~ John Jent, ~~Tomas Hernandez,~~ ~~Samir Mansy,~~ Morgan Helfrich ~~Travis Steele~~

Material: BR SILTY SAND WITH GRAVEL & CLAY

Remarks/Visitors: ALSO DID VOCs VIAL

Load Line: _____ Task 6 Sample ID: _____ Former RI Sample ID _____

Date: _____ (MM/DD/YYYY) Time: _____ (HH:MM) Weather: _____

Depth Range (Ft): _____

Contractor Personnel: Amanda Miller, John Jent, Tomas Hernandez, Samir Mansy, Morgan Helfrich Travis Steele

Material: _____

Remarks/Visitors: _____

FIELD LOG – TASK 6 SURFACE SOIL ISM SAMPLES

Project- Final Sampling & Closure of Load Lines 1, 2, 3, 4, 12, and Other Areas of Concern
USACE Contract No. W912QR-10-P-0037

Load Line: 2 Task 6 Sample ID: LL255-516M-0001-50 LL255-516M-0002-50 LL255-517M-0001-50 Former RI Sample ID LL255-165

Date: 7-3-2011 (MM/DD/YYYY) Time: 0945 (HH:MM) Weather: CLOUDY 75°

Depth Range (Ft): ~~0-1'~~ 0-(0.4-1.0) LL255-518M-0001-50 LL255-518M-0002-50

Contractor Personnel: Amanda Miller, John Jent, Tomas Hernandez, Samir Mansy ~~Morgan Helfrich~~ Travis Steele

Material: (FILL) LT BRN SILTY, SANDY CLAY, W/GRAVEL

Remarks/Visitors: NONE

Load Line: 12 Task 6 Sample ID: LL255-300M-0001-50 ~~LL~~LL255-301M-0001-50 LL255-302M-0001-50 Former RI Sample ID LL255-059

Date: 7-3-2011 (MM/DD/YYYY) Time: 11:15 (HH:MM) Weather: CLOUDY 78°

Depth Range (Ft): ~~0-1'~~ 0-(0.2-1.0)

Contractor Personnel: Amanda Miller, John Jent, Tomas Hernandez, Samir Mansy, ~~Morgan Helfrich~~ Travis Steele

Material: (FILL) BRN SILTY CLAY W/ ROCK, BRICK FRAGMENTS

Remarks/Visitors:

Load Line: _____ Task 6 Sample ID: _____ Former RI Sample ID _____

Date: _____ (MM/DD/YYYY) Time: _____ (HH:MM) Weather: _____

Depth Range (Ft): _____

Contractor Personnel: Amanda Miller, John Jent, Tomas Hernandez, Samir Mansy, Morgan Helfrich Travis Steele

Material: _____

Remarks/Visitors: _____

Appendix C – Daily QC Reports

TABLE 1 LOAD LINES 1, 2, 3, 4, 12 CHARACTERIZATION SAMPLING IDENTIFICATION NUMBERS

AOC/Area	Building or Area	Reason for Samping	Type Sampling	Sampling Depth (ft)	Number Borings	Nominal Spacing (Ft)	Sample ID	Laboratory Analyses	Date Completed
	SW Half of Bldg CB-4A	Possibly limit extent of remediation (outside elevator)	Subsurface ISM	1 - 3	8	36	LL1SB-640M-0101-SO	Explosives	7-5
				3 - 5			LL1SB-640M-0102-SO	Explosives	7-5
				5 - 7			LL1SB-640M-0103-SO	Explosives	7-5
	SW-NW Side of Bldg CB-4 20-ft Wide	Bound contamination	Subsurface ISM	1 - 3	8	37	LL1SB-641M-0101-SO	PAHs	7-6
				3 - 5			LL1SB-641M-0102-SO	PAHs	7-6
				5 - 7			LL1SB-641M-0103-SO	PAHs	7-6
	NE-SE Side of Bldg CB-4 20-ft Wide	Bound contamination	Subsurface ISM	1 - 3	8	37	LL1SB-642M-0101-SO	PAHs	7-6
				3 - 5			LL1SB-642M-0102-SO	PAHs	7-6
				5 - 7			LL1SB-642M-0103-SO	PAHs	7-6
	SW-NW Side of Bldg CB-4A 20-ft Wide	Bound contamination	Subsurface ISM	1 - 3	8	37	LL1SB-643M-0101-SO	PAHs	7-5
				3 - 5			LL1SB-643M-0102-SO	PAHs	7-5
				5 - 7			LL1SB-643M-0103-SO	PAHs	7-5
	NE-SE Side of Bldg CB-4A 20-ft Wide	Bound contamination (Primary)	Subsurface ISM	1 - 3	8	37	LL1SB-644M-0101-SO	Full Suite	7-5
				3 - 5			LL1SB-644M-0102-SO	Full Suite	7-5
				5 - 7			LL1SB-644M-0103-SO	Full Suite	7-5
	NE-SE Side of Bldg CB-4A 20-ft Wide	Bound contamination (QC)	Subsurface ISM	1 - 3	8	37	LL1SB-645M-0101-SO	Full Suite	7-5
				3 - 5			LL1SB-645M-0102-SO	Full Suite	7-5
				5 - 7			LL1SB-645M-0103-SO	Full Suite	7-5
	NE-SE Side of Bldg CB-4A 20-ft Wide	Bound contamination (QA)	Subsurface ISM	1 - 3	8	37	LL1SB-646M-0101-SO	Full Suite	7-5
				3 - 5			LL1SB-646M-0102-SO	Full Suite	7-5
				5 - 7			LL1SB-646M-0103-SO	Full Suite	7-5
LL-2	SW-NW Side of Bldg DB-4 20-ft Wide	Bound contamination	Subsurface ISM	1 - 3	8	37	LL2SB-512M-0101-SO	PAHs	7-1
				3 - 5			LL2SB-512M-0102-SO	PAHs	7-1
				5 - 7			LL2SB-512M-0103-SO	PAHs	7-1
	NE-SE Side of Bldg DB-4 20-ft Wide	Bound contamination	Surface ISM	0 - 1			LL2SS-519M-0001-SO	PAHs, PCBs	7-2
			Subsurface ISM	1 - 3	8	37	LL2SB-513M-0101-SO	PAHs, PCBs	7-1
				3 - 5			LL2SB-513M-0102-SO	PAHs, PCBs	7-1
				5 - 7			LL2SB-513M-0103-SO	PAHs, PCBs	7-1
	SW-NW Side of Bldg DB-4A 20-ft Wide	Bound contamination	Subsurface ISM	1 - 3	8	37	LL2SB-514M-0101-SO	PAHs	7-1
				3 - 5			LL2SB-514M-0102-SO	PAHs	7-1
				5 - 7			LL2SB-514M-0103-SO	PAHs	7-1
	NE-SE Side of Bldg DB-4A 20-ft Wide	Bound contamination	Subsurface ISM	1 - 3	8	37	LL2SB-515M-0101-SO	PAHs	7-1
				3 - 5			LL2SB-515M-0102-SO	PAHs	7-1
				5 - 7			LL2SB-515M-0103-SO	PAHs	7-1
	RI Discrete Sample Location	LL2ss-165 w B(a)P = 1.9 mg/kg	Surface ISM	0 - 1	Primary		LL2SS-516M-0001-SO	Full Suite	7-3
				0 - 1	MS/MSD		LL2SS-516M-0002-SO	Full Suite	7-3
	RI Discrete Sample Location	LL2ss-165 w B(a)P = 1.9 mg/kg	Surface ISM	0 - 1	QC		LL2SS-517M-0001-SO	Full Suite	7-3
	RI Discrete Sample Location	LL2ss-165 w B(a)P = 1.9 mg/kg	Surface ISM	0 - 1	QA		LL2SS-518M-0001-SO	Full Suite	7-3
				0 - 1	QA-MS/MSD		LL2SS-518M-0002-SO	Full Suite	7-3
LL-3	SW-NW Side of Bldg EB-4 20-ft Wide	Bound contamination	Surface ISM	0 - 1			LL3SS-423M-0001-SO	PCBs	6-30
			Subsurface ISM	1 - 3	8	37	LL3SB-412M-0101-SO	PCBs.	6-30
				3 - 5			LL3SB-412M-0102-SO	PCBs	6-30
				5 - 7	NO SAMPLE		LL3SB-412M-0103-SO	PCBs	NO SAMPLE
	NE-SE Side of Bldg EB-4 20-ft Wide	Bound contamination	Surface ISM	0 - 1			LL3SS-424M-0001-SO	PCBs	6-30
			Subsurface ISM	1 - 3	8	37	LL3SB-413M-0101-SO	PCBs	6-30
				3 - 5			LL3SB-413M-0102-SO	PCBs	6-30
				5 - 7			LL3SB-413M-0103-SO	PCBs	6-30
	SW-NW Side of Bldg EB-10 20-ft Wide	Bound contamination	Subsurface ISM	1 - 3	10	39	LL3SB-414M-0101-SO	Arsenic/PAHs	6-29
				3 - 5			LL3SB-414M-0102-SO	Arsenic/PAHs	6-29
				5 - 7			LL3SB-414M-0103-SO	Arsenic/PAHs	6-29
	NE-SE Side of Bldg EB-10 20-ft Wide	Bound contamination	Subsurface ISM	1 - 3	10	39	LL3SB-415M-0101-SO	Arsenic/PAHs	6-29
				3 - 5			LL3SB-415M-0102-SO	Arsenic/PAHs	6-29
				5 - 7			LL3SB-415M-0103-SO	Arsenic/PAHs	6-29
	RI Discrete Sediment Sample	LL3sd-050 w/B(a)P = 3.0 mg/kg J	Sediment ISM	0 - 0.5	Primary		LL3SD-416M-0001-SD	Full Suite	7-2
	RI Discrete Sediment Sample	LL3sd-050 w/B(a)P = 3.0 mg/kg J	Sediment ISM	0 - 0.5	QC		LL3SD-417M-0001-SD	Full Suite	7-2
	RI Discrete Sediment Sample	LL3sd-050 w/B(a)P = 3.0 mg/kg J	Sediment ISM	0 - 0.5	QA		LL3SD-418M-0001-SD	Full Suite	7-2
	Ph I RI Surf Soil Sample (0 - 2')	LL3ss-016 w/B(a)P = 1.0	Surface ISM	0 - 1			LL3SS-419M-0001-SO	PAHs	7-2
				0 - 1	MS/MSD		LL3SS-419M-0002-SO	PAHS	7-2
			Subsurface ISM	1 - 2			LL3SB-420M-0001-SO	PAHs	7-2
	Ph I RI Surf Soil Sample (0 - 2')	LL3ss-028 w/B(a)P = 0.88 mg/kg	Surface ISM	0 - 1			LL3SS-421M-0001-SO	PAHs	7-2
			Subsurface ISM	1 - 2			LL3SB-422M-0001-SO	PAHs	7-2

PAHs VOA QA
2
3
2
2
9

PAHs QA
1
2
1
1
5

Surf VOA
PAHs QA
6 3

PAHs QA
3 2
2 1

330-749-9867

LL-4	20-ft wide along north side	Building G-8	Subsurface ISM	1 - 3	8	41	LL4SB-407M-0101-SO	PAHs	6-27
		(Primary)		3 - 5			LL4SB-407M-0101-SO	PAHs	6-27
				5 - 7			LL4SB-407M-0101-SO	PAHs	6-27
	Area South of Building G-8	Bound south side of	Subsurface ISM	1 - 3	8	41	LL4SB-410M-0101-SO	PAHs	6-27
	20-ft wide along south side	Building G-8		3 - 5			LL4SB-410M-0101-SO	PAHs	6-27
				5 - 7			LL4SB-410M-0101-SO	PAHs	6-27
	NE Half of Bldg G-8	Possibly limit extent of	Subsurface ISM	1 - 3	8	41	LL4SB-411M-0101-SO	PAHs	6-27
		remediation (URS G-8 #2) had		3 - 5			LL4SB-411M-0102-SO	PAHs	6-27
		no elevated SVOCs		5 - 7			LL4SB-411M-0103-SO	PAHs	6-27
	Half-width of G-8, Adj to	Bound west side of	Surface ISM	0 - 1		—	LL4SS-412M-0001-SO	PAHs	6-26
	SW End of Bldg G-8	Building G-8	Subsurface ISM	1 - 3	8	41	LL4SB-413M-0101-SO	PAHs	6-28
				3 - 5			LL4SB-413M-0102-SO	PAHs	6-28
				5 - 7			LL4SB-413M-0103-SO	PAHs	6-28
	Half-width of G-8, Adj to	Bound west side of	Surface ISM	0 - 1		—	LL4SS-414M-0001-SO	PAHs	6-26
				0 - 1	MS/MSD	—	LL4SS-414M-0002-SO	PAHS	6-26
	SW End of Sample LL4SS-414	Building G-8	Subsurface ISM	1 - 3	8	41	LL4SB-415M-0101-SO	PAHs	6-28
				3 - 5			LL4SB-415M-0102-SO	PAHs	6-28
				5 - 7			LL4SB-415M-0103-SO	PAHs	6-28
	RI Discrete Sample Location	LL4ss-045 w B(a)P = 2.1 mg/kg	Surface ISM	0 - 1	Primary	—	LL4SS-416M-0001-SO	Full Suite	6-26
				0 - 1	MS/MSD	—	LL4SS-416M-0002-SO	Full Suite	6-26
	RI Discrete Sample Location	LL4ss-045 w B(a)P = 2.1 mg/kg	Surface ISM	0 - 1	QC	—	LL4SS-417M-0001-SO	Full Suite	6-26
	RI Discrete Sample Location	LL4ss-045 w B(a)P = 2.1 mg/kg	Surface ISM	0 - 1	QA		LL4SS-418M-0001-SO	Full Suite	6-26
	RI Discrete Sample Location	LL4ss-158 w B(a)P = 0.95 mg/kg	Surface ISM	0 - 1		—	LL4SS-419M-0001-SO	PAHs	6-26
	Ph I RI Surf Soil Sample (0 - 2')	LL4ss-034 W B(a)P = 0.45 mg/kg	Surface ISM	0 - 1		—	LL4SS-420M-0001-SO	PAHs	6-26
			Subsurface ISM	1 - 2		—	LL4SS-421M-0001-SO	PAHs	6-26
LL-12	RI Discrete Sample Location	L12ss-059 w B(a)P = 3.5 mg/kg	Surface ISM	0 - 1	Primary		L12SS-300M-0001-SO	Full Suite	7-3
	RI Discrete Sample Location	L12ss-059 w B(a)P = 3.5 mg/kg	Surface ISM	0 - 1	QC		L12SS-301M-0001-SO	Full Suite	7-3
	RI Discrete Sample Location	L12ss-059 w B(a)P = 3.5 mg/kg	Surface ISM	0 - 1	QA		L12SS-302M-0001-SO	Full Suite	7-3
	RI Discrete Sample Location	L12ss-060 w B(a)P = 4.7 mg/kg	Surface ISM	0 - 1		—	L12SS-303M-0001-SO	PAHs	6-26
	RI Discrete Sample Location	L12ss-064 w B(a)P = 24.0 mg/kg	Surface ISM	0 - 1		—	L12SS-304M-0001-SO	PAHs	6-26
				0 - 1	MS/MSD	—	L12SS-304M-0002-SO	PAHS	6-26
	RI Discrete Sample Location	L12ss-099 w B(a)P = 0.82 mg/kg	Surface ISM	0 - 1		—	L12SS-305M-0001-SO	PAHs	6-26
	RI Discrete Sample Location	L12ss-100 w B(a)P = 0.65 mg/kg	Surface ISM	0 - 1		—	L12SS-306M-0001-SO	PAHs	6-26
Borrow	Backfill Borrow Source	Evaluate for Approved Backfill	Surface ISM	0 - 1	Primary		CHASS-001M-0001-SO	Full Suite	6-29
	Backfill Borrow Source	Evaluate for Approved Backfill	Surface ISM	0 - 1	QC		CHASS-002M-0001-SO	Full Suite	6-29
	Backfill Borrow Source	Evaluate for Approved Backfill	Surface ISM	0 - 1	QA		CHASS-003M-0001-SO	Full Suite	6-29

B(a)P = Benzo(a)pyrene
PCB-54 = Aroclor-1254
CHA = Charlestown Sand and Gravel Quarry

Surface Soil ISM Borings	25
Sediment ISM Borings	3
Subsurface Soil ISM Borings	163
Subsurface Soil ISM Horizontal Samples	60
Subsurface Soil ISM (1' - 2') Samples	3

DAILY QUALITY CONTROL REPORT

Project- Final Sampling & Closure of Load Lines 1, 2, 3, 4, 12, and Other Areas of Concern
USACE Contract No. W912QR-10-P-0037 Corp Technical Manager- Derek Kinder
Contractor- Prudent Technologies, Inc Contractor Project Manager- John Jent

Date 06/24/2011 (MM/DD/YEAR) Day of Week FRIDAY

Weather- General ____ Bright; ____ Sunny; ____ Clear ; ✓ Overcast; ✓ Rain
Temp 65-75
Wind ____ Still: ✓ Moderate; ____ High
Humidity ____ Dry; ____ Moderate; ✓ Humid

Contractor Personnel: TOMAS HERNANDEZ (TH), JOHN JENT (JJ), SAMIR MANSY (SM)
AMANDA MILLER (AM)

Visitors on site: NONE

Subcontractors on Site - Name (Company): NONE

Equipment on Site: NONE

Work Performed:

VISITED SAMPLING LOCATIONS ALREADY LAID OUT
AM + SM VISITED TESTAMERICA LAB IN NORTH CANTON
TH + JJ PICKED UP 5 55-GALLON DRUMS IN YOUNGSTOWN
~~RE~~ CONSTRUCTED 4 1½-DIAMETER SPLIT ALUMINUM SAMPLERS
DECONTAMINATED SAMPLING EQUIPMENT
RECEIVED TOILET + WASH BASIN
PURCHASED EQUIPMENT

Date 06/24/2011
(MM/DD/~~2010~~)

Work Performed (Continued)

Quality Control Activities (Including Field Calibrations):

Health and Safety Levels and Activities:

TAILGATE MEETING

Problems Encountered/Resolution or Corrective Action Taken:

DEVELOPED EQUIPMENT TO TAKE 1'-2' ISM SAMPLES

DRUM CONTRACTOR DIDN'T HAVE ANY DRUMS/DRUM CONTRACTOR GAVE US REFERENCE TO HIS SUPPLIER + WE PICKED UP 5 DRUMS

Remarks: REVISED CMT RESPONSE TABLE FOR OHEPA COMMENTS + ADDED SURFACE SOIL ISM SAMPLES PER OHEPA

Tomorrow's Expectations: CLEAR SITES OF VEGETATION + LAYOUT BORING LOCATIONS, PICK UP TR AND MORGAN

Prepared by: John P. Jat
(Signature & Date)

QA Check by: _____
(Signature & Date)

DAILY QUALITY CONTROL REPORT

Project- Final Sampling & Closure of Load Lines 1, 2, 3, 4, 12, and Other Areas of Concern
USACE Contract No. W912QR-10-P-0037 Corp Technical Manager- Derek Kinder
Contractor- Prudent Technologies, Inc Contractor Project Manager- John Jent

Date 6-25-2011 Day of Week SATURDAY
(MM/DD/YEAR)

Weather- General ____ Bright; ____ Sunny; ____ Clear ; ✓ Overcast; ____ Rain
Temp 60-65
Wind ____ Still: ____ Moderate; ✓ High
Humidity ____ Dry; ____ Moderate; ✓ Humid

Contractor Personnel: AMANDA MILLER, SAM MANSY, TOMAS HERNANDEZ, JOHN JENT

Visitors on site: NONE

Subcontractors on Site - Name (Company): NONE

Equipment on Site: WEED WACKER, HAND TREE SAW

Work Performed:

1 CLEARED VEGETATION AT SAMPLE AREAS + PATHS TO THE SAMPLE AREAS AT LL-4

2 LAID OUT ~~BORING~~ GEOPROBE BORING LOCATIONS AT LOAD LINE 4

3 ~~LOOKED FOR~~ LAID OUT SAMPLE LOCATION LL3SD-416M AT LL-3

4 LOOKED FOR + FOUND PREVIOUSLY DETERMINED (AUG 2010) BUILDING CORNERS AT LL-3, BLDG EB-4A, EB-10

5 LOOKED FOR + FOUND PREVIOUSLY DETERMINED BUILDING CORNERS AT LL-2, SAMPLE LOCATION LL2SS-516

6 PICKED UP TRAVIS STEELE + MORGAN HELRICH AT AKRON + CLEVELAND AIRPORTS, RESPECTIVELY

Date 6-26-2011
(MM/DD/2010)

Work Performed (Continued)

Quality Control Activities (Including Field Calibrations):

LOCATED PREVIOUS BUILDING CORNER'

Health and Safety Levels and Activities:

TAILGATE ESPECIALLY TOWARD BRUSH CLEARIN/

Problems Encountered/Resolution or Corrective Action Taken:

FOUND LARGE WOOD PILE WITHIN SAMPLE LOCATION
LL455-415 AT LL-4/ AVOIDED. VERY BAD FOOTING

Remarks:

Tomorrow's Expectations: BEGIN SURFACE SOIL + SUBSURFACE MT
SAMPLING AT LLs-4, 12

Prepared by: (Signature & Date) 6-25-2010

QA Check by: (Signature & Date)

DAILY QUALITY CONTROL REPORT

Project- Final Sampling & Closure of Load Lines 1, 2, 3, 4, 12, and Other Areas of Concern
USACE Contract No. W912QR-10-P-0037 Corp Technical Manager- Derek Kinder
Contractor- Prudent Technologies, Inc Contractor Project Manager- John Jent

Date 6-26-2011 Day of Week SUNDAY
(MM/DD/YEAR)

Weather- General ____ Bright; ____ Sunny; ✓ Clear ; ____ Overcast; ____ Rain
Temp 60-75
Wind ✓ Still: ____ Moderate; ____ High
Humidity ____ Dry; ✓ Moderate; ____ Humid

Contractor Personnel: AMANDA MILLER, TOMAS HERNANDEZ, SAM MANSY, MORGAN HELFRICH, JOHN JENT, TRAVIS STEELE

Visitors on site: NONE

Subcontractors on Site - Name (Company):

Equipment on Site: SCHSTAEDT FOR SURFACE ANOMALY AVOIDANCE

Work Performed:

COLLECTED FOLLOWING SAMPLES AT LL-4

LL4SS-412M-0001-50

LL4SS-414M-0001-50

LL4SS-416M-0001-50 ALSO 416V-0001

LL4SS-417M-0001-50 ALSO 417V-0001

LL4SS-418M-0001-50 ALSO 418V-0001

LL4SS-419M-0001-50

LL4SS-420M-0001-50

LL4SB-421M-0001-50 (SUBSURFACE MI WORKED GREAT)

LL4SS-416M-0002-50 ALSO 416V-0002

~~LL~~ LL2SS-305M-0001-50

Date 6-26-2011
(MM/DD/2010)

Work Performed (Continued)

L12SS-306M-0001-SU
L12SS-303M-0001-SU
L12SS-304M-0001-SU
L12SS-304M-0002-SU

Quality Control Activities (Including Field Calibrations):

Health and Safety Levels and Activities:

TAILGATE MEETING STRESSED SAMPLING ACTIVITIES
ANOMALY AVOIDANCE BRIEFING + PROCEDURES FOLLED

Problems Encountered/Resolution or Corrective Action Taken:

Remarks: EQUIPMENT TO DO SUBSURFACE MI (1'-2') WORKED VERY WELL
CAN MAKE MINOR IMPROVEMENT THOUGH

Tomorrow's Expectations: SUBSURFACE MI SAMPLING AT LL-4

Prepared by: [signature] (Signature & Date) 6-26-2011

QA Check by: (Signature & Date)

DAILY QUALITY CONTROL REPORT

Project- Final Sampling & Closure of Load Lines 1, 2, 3, 4, 12, and Other Areas of Concern
USACE Contract No. W912QR-10-P-0037 Corp Technical Manager- Derek Kinder
Contractor- Prudent Technologies, Inc Contractor Project Manager- John Jent

Date 6-27-2011 Day of Week MONDAY
(MM/DD/YEAR)

Weather- General ____ Bright; ✓ Sunny; ____ Clear ; ____ Overcast; ____ Rain
Temp 60-80
Wind ✓ Still: ____ Moderate; ____ High
Humidity ____ Dry; ✓ Moderate; ____ Humid

Contractor Personnel: AMANDA MILLER, TOMAS HERNANDEZ, SAM MANSY, MORGAN HELFRICH, JOHN JENT, TRAVIS STEELE

Visitors on site: NONE

Subcontractors on Site - Name (Company): ETHAN FRONTZ / FRONTZ DRILLING

Equipment on Site: GEOPROBE MODEL 6620 T

Work Performed:

COLLECTED FOLLOWING SAMPLES AT LL-4

LL4SB-411M-0101
-0102
-0103

LL4SB-410M-0101
-0102
-0103

LL4 SB-407M-0101
-0102
-0103

LAID OUT BORING LOCATIONS AT BLDG EB-10 AT LOAD LINE 3

Date 6/27/2011
(MM/DD/2010)

Work Performed (Continued)

Quality Control Activities (Including Field Calibrations):

Health and Safety Levels and Activities:

TAILGATE SAFETY MTG

~~UXO~~ TAILGATE UXO MTG

Problems Encountered/Resolution or Corrective Action Taken:

NONE

Remarks:

Tomorrow's Expectations: COMPLETE SUBSURFACE MI DRILLING AT LL-4

Prepared by: 6-27-2011 QA Check by:
(Signature & Date) (Signature & Date)

DAILY QUALITY CONTROL REPORT

Project- Final Sampling & Closure of Load Lines 1, 2, 3, 4, 12, and Other Areas of Concern
USACE Contract No. W912QR-10-P-0037 Corp Technical Manager- Derek Kinder
Contractor- Prudent Technologies, Inc Contractor Project Manager- John Jent

Date 6-28-2011 Day of Week TUESDAY
(MM/DD/2010)

Weather- General ____ Bright; ____ Sunny; ✓ Clear ; ____ Overcast; ____ Rain
Temp ____ 50 – 70; ✓ 70 – 85; ____ 85 up
Wind ✓ Still: ____ Moderate; ____ High
Humidity ____ Dry; ✓ Moderate; ____ Humid

Contractor Personnel: AMANDA MILLER, TOMAS HERNANDEZ, SAM MANSY, MORGAN HELFRICH, JOHN JENT, TRAVIS STEELE

Visitors on site: NONE

Subcontractors on Site - Name (Company): ETHAN FRONTZ (FRONTZ DRILLING)

Equipment on Site: GEOPROBE MODEL 6620T

Work Performed:

COLLECTED FOLLOWING SAMPLES AT LL-4
LL4SB-415M-0101
-0102
-0103
LL4SB-413-0101
-0102
-0103
LAID OUT BORINGS AT BLDG DB-4A AT LL-2
AND EB-4 AT LL-3

Date 6/28/2011
(MM/DD/2010)

Work Performed (Continued)

Quality Control Activities (Including Field Calibrations):

Health and Safety Levels and Activities:

TAILGATE SAFETY MTG

TAILGATE UXO MTG

Problems Encountered/Resolution or Corrective Action Taken:

DRILLING IS SLOW - & LOOSING MATERIALS OUT OF TUBE

DRILLER IS TO GET A CATCHER

Remarks:

Tomorrow's Expectations: SUBSURFACE MT DRILLING AT LL-3, BLDG EB-10, EB-4

Prepared by: (Signature & Date) 6-28-2011 QA Check by: (Signature & Date)

DAILY QUALITY CONTROL REPORT

Project- Final Sampling & Closure of Load Lines 1, 2, 3, 4, 12, and Other Areas of Concern
USACE Contract No. W912QR-10-P-0037 Corp Technical Manager- Derek Kinder
Contractor- Prudent Technologies, Inc Contractor Project Manager- John Jent

Date 6-29-2011 (MM/DD/2010) Day of Week WEDNESDAY

Weather- General ____ Bright; ✓ Sunny; ____ Clear ; ____ Overcast; ____ Rain
Temp ____ 50 – 70; ✓ 70 – 85; ____ 85 up
Wind ✗ Still: ✓ Moderate; ____ High
Humidity ____ Dry; ✓ Moderate; ____ Humid

Contractor Personnel: AMANDA MILLER, TOMAS HERNANDEZ, SAM MANSY, MORGAN HELFRICH, JOHN JENT, TRAVIS STEELE

Visitors on site: NONE

Subcontractors on Site - Name (Company): ETHAN FRONTZ (FRONTZ DRILLING)

Equipment on Site: GEOPROBE MODEL 6620T

Work Performed:

COLLECTED FOLLOWING SAMPLES

LL-3, BLDG E^B/D

LL3SB-414M-0101-SO

LL3SB-414M-0102-SO

LL3SB-414M-0103-SO

LL3SB-415M-0101-SO

LL3SB-415M-0102-SO

LL3SB-415M-0103-SO

CHARLESTOWN S+G

CHASS-001M-0001-SO

CHASS-001V-0001-SO

Date 6/29/2011
(MM/DD/2010)

Work Performed (Continued)
CHASS-002M-0001-SO
CHASS-002V-0001-SO
CHASS-003M-0001-SO
CHASS-003V-0001-SO

Quality Control Activities (Including Field Calibrations):

Health and Safety Levels and Activities:

TAILGATE SAFETY MEETING
TAILGATE HXD MEETING

Problems Encountered/Resolution or Corrective Action Taken:

DRILLING W/ CATCHER IS BETTER

Remarks:

Tomorrow's Expectations: SUBSURFACE MI DRILLING AT LL-3, BLDG EB-4
SURFACE SOIL MI AT LL-3, BLDG EB-4
LAYOUT LL-2, BLDG 2 + LL-1 BLDGS CB-4, CB-4A

Prepared by: (Signature & Date) 6-29-2011

QA Check by: (Signature & Date)

DAILY QUALITY CONTROL REPORT

Project- Final Sampling & Closure of Load Lines 1, 2, 3, 4, 12, and Other Areas of Concern
USACE Contract No. W912QR-10-P-0037 Corp Technical Manager- Derek Kinder
Contractor- Prudent Technologies, Inc Contractor Project Manager- John Jent

Date 6-30-2011 Day of Week THURSDAY
(MM/DD/2010)

Weather- General ____ Bright; ✓ Sunny; ____ Clear ; ____ Overcast; ____ Rain
Temp ____ 50 – 70; ✓ 70 – 85; ✓ 85 up
Wind ____ Still: ✓ Moderate; ____ High
Humidity ____ Dry; ✓ Moderate; ____ Humid

Contractor Personnel: AMANDA MILLER, TOMAS HERNANDEZ, SAM MANSY, MORGAN HELFRICH, JOHN JENT, TRAVIS STERLE

Visitors on site: NONE

Subcontractors on Site - Name (Company): ETHAN FRONTZ (FRONTZ DRILLING)

Equipment on Site: GEOPROBE MODEL 6620T

Work Performed:

COLLECTED FOLLOWING SAMPLES

LL-3, BLDG EB-4

LL3SS-423M-0001-SO

LL3SS-424M-0001-SO

LL3SB-412M-0101-SO

LL3SB-412M-0102-SO

LL3SB-413M-0101-SO

~~LL3SB-412M-01~~

LL3SB-413M-0102-SO

LL3SB-413M-0103-SO

MET W/ DON TROCHMO - DISCUSSED SURVEY WORK FOR REMAINDER OF PROJECT

Date 6-30-2011
(MM/DD/2010)

Work Performed (Continued)

LAID OUT SUBSURFACE BORINGS AT LL-2, BLDG DB-4

Quality Control Activities (Including Field Calibrations):

Health and Safety Levels and Activities:

TAILGATE SAFETY MEETING

TAILGATE UXO MEETING

Problems Encountered/Resolution or Corrective Action Taken:

Remarks: 2ND DRILLING RIG BROUGHT TO SITE

Tomorrow's Expectations: SUBSURFACE MI DRILLING AT DB-4, DB-4A, SURFACE MI AT DB-4, LL-1 SW HALF OF BLDG CB-4A

Prepared by: [signature] (Signature & Date) 6-30-2011

QA Check by: (Signature & Date)

DAILY QUALITY CONTROL REPORT

Project- Final Sampling & Closure of Load Lines 1, 2, 3, 4, 12, and Other Areas of Concern
USACE Contract No. W912QR-10-P-0037 Corp Technical Manager- Derek Kinder
Contractor- Prudent Technologies, Inc Contractor Project Manager- John Jent

Date 7-1-2011 Day of Week FRIDAY
(MM/DD/2010)

Weather- General ____ Bright; ✓ Sunny; ____ Clear ; ____ Overcast; ____ Rain
Temp ____ 50 – 70; ____ 70 – 85; ✓ 85 up
Wind ____ Still: ____ Moderate; ____ High
Humidity ____ Dry; ____ Moderate; ____ Humid

Contractor Personnel: AMANDA MILLER, TOMAS HERNANDEZ, SAM MATSY, MORGAN HELFRICH, JOHN JENT, TRAVIS STEELE

Visitors on site: NONE

Subcontractors on Site - Name (Company): ETHAN FRONTZ, RICKIE SHANKS (FRONTZ DRILLING)

Equipment on Site: GEOPROBE MODEL 6620T (TRACK) + GEO PROBE MODEL 6620 ON FORD F-550 TRUCK

Work Performed:

COLLECTED FOLLOWING SAMPLES

LL-2 BLDG DB-4A	LL-2 BLDG DB-4
LL2SB-514M-0101	LL2SB-512M-0101
-0102	-0102
-0103	-0103
LL2SB-515M-0101	LL2SB-513M-0101
-0102	-0102
-0103	-0103

EQUIPMENT RINSATE 1

LAID ~~CALL OUT~~ OUT BORING LOCATIONS @ LL-1, BLDG CB-1

COORDINATED SURVEYING EFFORTS WITH DON TROCHIMO

Date 7-1-2011
(MM/DD/2010)

Work Performed (Continued)

Quality Control Activities (Including Field Calibrations):

Health and Safety Levels and Activities:

TAILGATE SAFETY MEETING

TAILGATE HXD MEETING

Problems Encountered/Resolution or Corrective Action Taken:

Remarks: 2ND RIG IN OPERATION HELPS A LOT

Tomorrow's Expectations: REMAINING SURFACE SOIL ~~DISCRETE MI SAMP~~ AND SEDIMENT MI SAMPLES

Prepared by: (Signature & Date) 7-1-2011

QA Check by: (Signature & Date)

DAILY QUALITY CONTROL REPORT

Project- Final Sampling & Closure of Load Lines 1, 2, 3, 4, 12, and Other Areas of Concern
USACE Contract No. W912QR-10-P-0037 Corp Technical Manager- Derek Kinder
Contractor- Prudent Technologies, Inc Contractor Project Manager- John Jent

Date 7-2-2011 Day of Week SATURDAY
(MM/DD/2010)

Weather- General ____ Bright; ____ Sunny; ____ Clear ; ✓ Overcast; ____ Rain
Temp ____ 50 – 70; ✓ 70 – 85; ____ 85 up
Wind ____ Still: ✓ Moderate; ____ High
Humidity ____ Dry; ____ Moderate; ✓ Humid

Contractor Personnel: SAM MANSY, MORGAN HELFRICH, JOHN JENT, TRAVIS STERLE

Visitors on site: NONE

Subcontractors on Site - Name (Company): NONE

Equipment on Site: NONE

Work Performed:

COLLECTED FOLLOWING SAMPLES

LL-3 LL3SD-416M-0001-SD SD
LL3SD-416V-0001-SD SD
LL3SD-417M-0001-SD SD
LL3SD-417V-0001-SD SD
LL3SD-418M-0001-SD SD
LL3SD-418V-0001-SD SD
LL3SS-419M-0001-SD
LL3SS-419M-0002-SD
LL3SB-420M-0001-SD
LL3SS-421M-0001-SD

Date 7-2-2011
(MM/DD/2010)

Work Performed (Continued)

LL3.5B-422M-0001-SO

~~LL3~~ LL255-519M-0001-SO

Quality Control Activities (Including Field Calibrations):

Health and Safety Levels and Activities:

TAILGATE SAFETY MEETING

TAILGATE UXO MEETING

Problems Encountered/Resolution or Corrective Action Taken:

HAD RAIN + LIGHTNING FOR SHORT PERIOD — RETREATED TO BLDG 1036

Remarks:

Tomorrow's Expectations: FINISH SURFACE SOIL & MI SAMPLING

Prepared by: [signature] 7-2-2011
(Signature & Date)

QA Check by: _____
(Signature & Date)

DAILY QUALITY CONTROL REPORT

Project- Final Sampling & Closure of Load Lines 1, 2, 3, 4, 12, and Other Areas of Concern
USACE Contract No. W912QR-10-P-0037 Corp Technical Manager- Derek Kinder
Contractor- Prudent Technologies, Inc Contractor Project Manager- John Jent

Date 7-3-2011 Day of Week SUNDAY
(MM/DD/2010)

Weather- General ____ Bright; ____ Sunny; ____ Clear ; ✓ Overcast; ____ Rain
Temp ____ 50 – 70; ✓ 70 – 85; ____ 85 up
Wind ____ Still: ____ Moderate; ____ High
Humidity ____ Dry; ____ Moderate; ____ Humid

Contractor Personnel: SAM MANSY, JOHN JENT, TRAVIS STEELE, THOMAS HERNANDEZ, AMANDA MILLER

Visitors on site: NONE

Subcontractors on Site - Name (Company): NONE

Equipment on Site: NONE

Work Performed:

COLLECTED FOLLOWING SAMPLES

LL-2 LL2SS-516M-0001-SO
LL2SS-516V-0001-SO
LL2SS-516M-0002-SO
LL2SS-516V-0002-SO
LL2SS-517M-0001-SO
LL2SS-517V-0001-SO
LL2SS-518M-0001-SO
LL2SS-518V-0001-SO
LL2SS-518M-0002-SO
LL2SS-518V-0002-SO

LL-12 LL12SS-300M-0001-SO
LL12SS-300V-0001-SO
LL12SS-301M-0001-SO
LL12SS-301V-0001-SO
LL12SS-302M-0001-SO
LL12SS-302V-0001-SO

Date 7-3-2011
(MM/DD/2010)

Work Performed (Continued)

LAID OUT BORING LOCATIONS AT LL-1

Quality Control Activities (Including Field Calibrations):

Health and Safety Levels and Activities:

TAILGATE SAFETY MEETING

TAILGATE UXO MEETING

Problems Encountered/Resolution or Corrective Action Taken:

NONE

Remarks:

Tomorrow's Expectations: TUESDAY- COMPLETE SUBSURFACE BORINGS AT LL-1

Prepared by: (Signature & Date) 7-3-2011

QA Check by: (Signature & Date)

DAILY QUALITY CONTROL REPORT

Project- Final Sampling & Closure of Load Lines 1, 2, 3, 4, 12, and Other Areas of Concern
USACE Contract No. W912QR-10-P-0037 Corp Technical Manager- Derek Kinder
Contractor- Prudent Technologies, Inc Contractor Project Manager- John Jent

Date 7-5-2011 (MM/DD/2010) Day of Week TUESDAY

Weather- General ____ Bright; ✓ Sunny; ____ Clear ; ____ Overcast; ____ Rain
Temp ____ 50 – 70; ____ 70 – 85; ✓ 85 up
Wind ✓ Still: ____ Moderate; ____ High
Humidity ____ Dry; ✓ Moderate; ____ Humid

Contractor Personnel: SAM MANSY, JOHN JENT, TRAVIS STEELE, TOMAS HERNANDEZ, AMANDA MILLER

Visitors on site: NONE

Subcontractors on Site - Name (Company): ETHAN FRONTZ, RICKIA SHANKS (FRONTZ DRILLING)

Equipment on Site: GEOPROBE MODEL 6620 T (TRACK) + GEO PROBE MODEL 6620 ON FORD F-550 TRUCK

Work Performed:

COLLECTED FOLLOWING SAMPLES

LL1SB-644M-0101-SO	LL1SB-645M-0101-SO	LL1SB-646M-0101-SO
LL1SB-644V-0101-SO	LL1SB-645V-0101-SO	LL1SB-646V-0101-SO
LL1SB-644M-0102-SO	LL1SB-645M-0102-SO	LL1SB-646M-0102-SO
LL1SB-644V-0102-SO	LL1SB-645V-0102-SO	LL1SB-646V-0102-SO
LL1SB-644M-0103-SO	LL1SB-645M-0103-SO	LL1SB-646M-0103-SO
LL1SB-644V-0103-SO	LL1SB-645V-0103-SO	LL1SB-646V-0103-SO

LL1SB-643M-0101-SO	LL1SB-640M-0101-SO
LL1SB-643M-0102-SO	LL1SB-640M-0102-SO
LL1SB-643M-0103-SO	LL1SB-640M-0103-SO

Date 7-5-2011
(MM/DD/2010)

Work Performed (Continued)

Quality Control Activities (Including Field Calibrations):

Health and Safety Levels and Activities:

TAILGATE SAFETY MEETING
TAILGATE UXO MEETING

Problems Encountered/Resolution or Corrective Action Taken:

NONE

Remarks:

Tomorrow's Expectations: WEDNESDAY- COMPLETE SUBSURFACE BORINGS AT LL-1

Prepared by: (Signature & Date) 7-5-2011

QA Check by: (Signature & Date)

DAILY QUALITY CONTROL REPORT

Project- Final Sampling & Closure of Load Lines 1, 2, 3, 4, 12, and Other Areas of Concern
USACE Contract No. W912QR-10-P-0037 Corp Technical Manager- Derek Kinder
Contractor- Prudent Technologies, Inc Contractor Project Manager- John Jent

Date 7-6-2011 (MM/DD/2010) Day of Week WEDNESDAY

Weather- General ____ Bright; ✓ Sunny; ____ Clear ; ____ Overcast; ____ Rain
Temp ____ 50 – 70; ____ 70 – 85; ✓ 85 up
Wind ✓ Still: ____ Moderate; ____ High
Humidity ____ Dry; ✓ Moderate; ____ Humid

Contractor Personnel: SAM MANSY, JOHN JENT, TRAVIS STERLE, TOMAS HERNANDEZ, AMANDA MILLER

Visitors on site: NONE

Subcontractors on Site - Name (Company): ETHAN FRONTZ, RICKER SHANKS (FRONTZ DRILLING)

Equipment on Site: GEOPROBE MODEL 6620 T (TRACK MOUNTED)

Work Performed:

COLLECTED FOLLOWING SAMPLES
LLI SB-641M-0101-SO
LLI SB-641M-0102-SO
LLI SB-641M-0103-SO
LLI SB-642M-0101-SO
LLI SB-642M-0102-SO
LLI SB-642M-0103-SO
EQUIPMENT RINSATE 2-(1-11)
CLEANED UP & SECURED AREA

Date 7-6-2011
(MM/DD/2010)

Work Performed (Continued)

Quality Control Activities (Including Field Calibrations):

Health and Safety Levels and Activities:

TAILGATE SAFETY MEETING

TAILGATE UXO MEETING

Problems Encountered/Resolution or Corrective Action Taken:

NONE

Remarks:

Tomorrow's Expectations: RETURN HOME

Prepared by: (Signature & Date) 7-6-2011

QA Check by: (Signature & Date)

From: Steve Wright (swright@frontzdrilling.com)
To: jpjent@prudentweb.com;
Date: Tue, July 12, 2011 8:59:43 AM
Cc:
Subject: [No Subject]

John:

The rig we used was also a Geoprobe 6620. It was mounted on a Ford F-550 truck.

If you have any other questions do not hesitate to contact me.

Thanks

Stephen R. Wright
Environmental Services Manager
FRONTZ DRILLING
WOOSTER, OHIO
Office: 330-262-5301
Fax: 330-264-7242
Cell: 330-465-6685

Appendix D – Field Boring Logs

411M-7

PRUDENT TECHNOLOGIES, INC. dba Prudent Environmental Services, Inc

BORING LOG: LL4-~~68-7~~

Sheet: 1 of 1
Date: 6-27-11

Site Name:
Site Address: Ravenna Army Ammunition Plant, Ravenna, Ohio

Project No:
Logged By: AM + MH
Reviewed By:
Drilled By:
Driller:
Drilling Method:
Total Depth: ~~2'5~~ 61"
Sampling Method:
Groundwater Depth:
Groundwater Measurement:
TOC Elevation:
Groundwater Elevation:

Depth (Feet)	Interval	% Recovery	Sample ID	PID/FID (ppm)	USCS	Soil Description	Depth (Feet)	Comments
					SW	first 7" is sandy w/organics		9:12 AM
						7-12" slag w/ gravel		
		39		Ø	GM	12-16" becoming clay		
					CL	16-39" is dense clay		
						All is reddish brown		
5					CL	Dense clay 0-2"	5	9:20
		12		Ø	SW	sandy w/organics 2-6"		became saturated
					CL CH	6-22" vfg clay		@ 53"
						same red brown color		
10							10	
15							15	
20							20	
25							25	

PRUDENT TECHNOLOGIES, INC. dba Prudent Environmental Services, Inc

BORING LOG: LL4-411M-6

Sheet: 1 of 1
Date: 6-27-11

Site Name:
Site Address: Ravenna Army Ammunition Plant, Ravenna, Ohio

Project No:
Logged By: MH
Reviewed By:
Drilled By:
Driller:
Drilling Method:
Total Depth: 45"
Sampling Method:
Groundwater Depth:
Groundwater Measurement:
TOC Elevation:
Groundwater Elevation:

Depth (Feet)	Interval	% Recovery	Sample ID	PID/FID (ppm)	USCS	Soil Description	Depth (Feet)	Comments
		25"		Ø	SW	0-4" sandy w/ organics redish brown fill		9:34
					GM			
					~~CL~~ GM	4-8" sandy w/ darker black coloration fill		
					CL	8-10" sandy w/ gravel		
5		28"		Ø	CL	10-25" dense clay of redish brown	5	
					GM			
					CL			
					SP	25-27" sandy w/ mixed clay & gravel red/brown		
					CL			
						27-34 dense clay red/brown		
10						34-38 sandy w/ clay mix	10	
						38-45 saturated clay red/brown		
15							15	
20							20	
25							25	

PRUDENT TECHNOLOGIES, INC. dba Prudent Environmental Services Inc

BORING LOG: LL4-411M-8

Sheet: 1 of 1
Date: 6-27-11

Site Name:
Site Address: Ravenna Army Ammunition Plant, Ravenna, Ohio

Project No:
Logged By: MH
Reviewed By:
Drilled By:
Driller:
Drilling Method:
Total Depth: 70"
Sampling Method:
Groundwater Depth:
Groundwater Measurement:
TOC Elevation:
Groundwater Elevation:

Depth (Feet)	Interval	% Recovery	Sample ID	PID/FID (ppm)	USCS	Soil Description	Depth (Feet)	Comments
					GM	0-5" sand & gravel fill		
		47		Ø	CL	5-47" silty platy clay all red/brown		
5		13		Ø	CL GM ML CL ML	47-49" silty platy clay 49-51" sandy w/gravel 51-54" fine grain sand/silt 54-65" wet clay platy 65-70" fg sand all red/brown	5	
10							10	
15							15	
20							20	
25							25	

PRUDENT TECHNOLOGIES, INC. dba Prudent Environmental Services, Inc

BORING LOG: LL4-411M-5

Sheet: 1 of 1
Date: 6-27-11

Site Name:
Site Address: Ravenna Army Ammunition Plant, Ravenna, Ohio

Project No:
Logged By: MH
Reviewed By:
Drilled By:
Driller:
Drilling Method:
Total Depth: 65"
Sampling Method:
Groundwater Depth:
Groundwater Measurement:
TOC Elevation:
Groundwater Elevation:

Depth (Feet)	Interval	% Recovery	Sample ID	PID/FID (ppm)	USCS	Soil Description	Depth (Feet)	Comments
					GC	0-7" sandy fill brown		
					OL	7-14" black organic clay w/ slag		
		44"		Ø	CL	14-44" silty platy clay brown/red		
5					CL	44-49" silty platy clay	5	
		21			CL	49-57" saturated clay		
						57-65" silty platy clay all grayish in color		
10							10	
15							15	
20							20	
25							25	

PRUDENT TECHNOLOGIES, INC. dba Prudent Environmental Services, Inc

BORING LOG: LL4 - 41M - 3

Sheet: 1 of 1
Date: 6-27-11

Site Name:
Site Address: Ravenna Army Ammunition Plant, Ravenna, Ohio

Project No:
Drilled By: 58
Total Depth:
Groundwater Measurement:

Logged By: MH
Driller:
Sampling Method:
TOC Elevation:

Reviewed By:
Drilling Method:
Groundwater Depth:
Groundwater Elevation:

Depth (Feet)	Interval	% Recovery	Sample ID	PID/FID (ppm)	USCS	Soil Description	Depth (Feet)	Comments
		27		Ø	GC	Sandy Fill w/gravel & slag. moist grey & brown in color 0-14"		
					CL	14-27" silty plasty clay		
5		31			SP CL SP	27-29" sandy gravely w/silt	5	
					CL	29-33" silty clay		
						33-35" brown sand		
						35-58" silty plasty clay		
10							10	
15							15	
20							20	
25							25	

PRUDENT TECHNOLOGIES, INC.
dba Prudent Environmental Services, Inc

BORING LOG: CL4-411M-2

Sheet: 1 of 1
Date: 6-27-11

Site Name:
Site Address: Ravenna Army Ammunition Plant, Ravenna, Ohio

Project No:
Logged By: MH
Reviewed By:
Drilled By:
Driller:
Drilling Method:
Total Depth: 60
Sampling Method:
Groundwater Depth:
Groundwater Measurement:
TOC Elevation:
Groundwater Elevation:

Depth (Feet)	Interval	% Recovery	Sample ID	PID/FID (ppm)	USCS	Soil Description	Depth (Feet)	Comments
					GM	0-5 poorly sorted sand brown/red		
		96		0	CL	5-36 clay plastic		
5						36-60 plastic clay	5	
		24		0	CL			
10							10	
15							15	
20							20	
25							25	

PRUDENT TECHNOLOGIES, INC. dba Prudent Environmental Services, Inc

BORING LOG: LL4-411M-1

Sheet: 1 of 1
Date: 6-27-91

Site Name:
Site Address: Ravenna Army Ammunition Plant, Ravenna, Ohio

Project No:
Logged By: MH
Reviewed By:
Drilled By:
Driller:
Drilling Method:
Total Depth: 45
Sampling Method:
Groundwater Depth:
Groundwater Measurement:
TOC Elevation:
Groundwater Elevation:

Depth (Feet)	Interval	% Recovery	Sample ID	PID/FID (ppm)	USCS	Soil Description	Depth (Feet)	Comments
		25		Ø GM	GM	0-13 coarsesandy brown/grey silt w/ organics		
						13-15 dark red sand		
					CL	15-25 grey/brown clay		
5		20			CL	25-45 grey/brown mixed clay	5	
10							10	
15							15	
20							20	
25							25	

PRUDENT TECHNOLOGIES, INC. dba Prudent Environmental Services, Inc

BORING LOG: LL4-411M-4

Sheet: 1 of 1
Date: 6-27-11

Site Name:
Site Address: Ravenna Army Ammunition Plant, Ravenna, Ohio

Project No:
Logged By: MH
Reviewed By:
Drilled By: SKD
Driller:
Drilling Method:
Total Depth: 54
Sampling Method:
Groundwater Depth:
Groundwater Measurement:
TOC Elevation:
Groundwater Elevation:

Depth (Feet)	Interval	% Recovery	Sample ID	PID/FID (ppm)	USCS	Soil Description	Depth (Feet)	Comments
		28		Ø	GM	0-13 coarse red/brown gravely sand w/ some gry layers		
					CL	13-28 brown & gry clay		
5		26			GM	28-38 red/brown sand w/ gravel & silt	5	
					CL	38-54 brown & gry clay		
10							10	
15							15	
20							20	
25							25	

PRUDENT TECHNOLOGIES, INC.
dba Prudent Environmental Services, Inc

BORING LOG: LL4-407M-8

Sheet: 1 of 1
Date: 6-27-11

Site Name:
Site Address: Ravenna Army Ammunition Plant, Ravenna, Ohio

Project No:
Logged By: MH
Reviewed By:
Drilled By:
Driller:
Drilling Method:
Total Depth: 72
Sampling Method:
Groundwater Depth:
Groundwater Measurement:
TOC Elevation:
Groundwater Elevation:

Depth (Feet)	Interval	% Recovery	Sample ID	PID/FID (ppm)	USCS	Soil Description	Depth (Feet)	Comments
		49		Ø	SM CL	0-4 silty clay w/ organics 4-49 dense clay all brwn w/gry		
5		72		SM → ML	~~SM~~ CL ~~CL~~ ML	49-53 red/brwn silt ~~53-61 red/brwn sand w/silt~~ ~~61-67~~ 53-61 red/brwn clay 61-65 red/brwn sand 65-72 grading from sand to silt to clay to silt	5	
10							10	
15							15	
20							20	
25							25	

PRUDENT TECHNOLOGIES, INC. dba Prudent Environmental Services Inc

BORING LOG: LL4 - 407M 7

Sheet: 1 of 1
Date: 6-27-11

Site Name:
Site Address: Ravenna Army Ammunition Plant, Ravenna, Ohio

Project No:
Logged By: ALM
Reviewed By:
Drilled By:
Driller:
Drilling Method:
Total Depth:
Sampling Method:
Groundwater Depth:
Groundwater Measurement:
TOC Elevation:
Groundwater Elevation:

Depth (Feet)	Interval	% Recovery	Sample ID	PID/FID (ppm)	USCS	Soil Description	Depth (Feet)	Comments
		56"		Ø	CL	first ~7" is brown clay with slag, then ~20" of brown + orange-brown clay with silt. Last ~29 in is brown uniform clay, platy with some silt.		12:17pm
5							5	
		31"		Ø	CL	Similar to last ~29" - brown to orange clay + silt, platy		12:24pm
10							10	
15							15	
20							20	
25							25	

PRUDENT TECHNOLOGIES, INC.
dba Prudent Environmental Services, Inc

BORING LOG: LL4-407M-6

Sheet: 1 of 1
Date: 6-27-11

Site Name:
Site Address: Ravenna Army Ammunition Plant, Ravenna, Ohio

Project No:
Logged By: ALM
Reviewed By:
Drilled By:
Driller:
Drilling Method:
Total Depth:
Sampling Method: ALM
Groundwater Depth:
Groundwater Measurement:
TOC Elevation:
Groundwater Elevation:

Depth (Feet)	Interval	% Recovery	Sample ID	PID/FID (ppm)	USCS	Soil Description	Depth (Feet)	Comments
		50"		Ø	CL	first ~ 1in. is slag + organic then ~ 8in soft brown-org. clay with silt, then rest of ~~samp~~ boring is brown, uniform, platy clay.		12:40pm
5		26"		Ø	CL	platy, clay with some silt. Last 4 inches in swollen clay + silt (cow liver).	5	12:48pm
10							10	
15							15	
20							20	
25							25	

PRUDENT TECHNOLOGIES, INC. dba Prudent Environmental Services, Inc

BORING LOG: LL4-407-5

Sheet: 1 of 1
Date: 6-27-11

Site Name:
Site Address: Ravenna Army Ammunition Plant, Ravenna, Ohio

Project No:
Logged By: AUM
Reviewed By:
Drilled By:
Driller:
Drilling Method:
Total Depth:
Sampling Method:
Groundwater Depth:
Groundwater Measurement:
TOC Elevation:
Groundwater Elevation:

Depth (Feet)	Interval	% Recovery	Sample ID	PID/FID (ppm)	USCS	Soil Description	Depth (Feet)	Comments
		58"			CL	first ~5in. is slag + organic, then platy clay light tan-orange in color, uniform thru out rest of boring. More orange as it gets deeper		12:57pm
5		24"			CL	tan + orange clay, platy, uniform some specks of red/brown	5	1:03pm
10							10	
15							15	
20							20	
25							25	

PRUDENT TECHNOLOGIES, INC. dba Prudent Environmental Services, Inc

BORING LOG: LL4-407M-4

Sheet: 1 of 1

Date:

Site Name:

Site Address: Ravenna Army Ammunition Plant, Ravenna, Ohio

Project No:

Logged By: AUM

Reviewed By:

Drilled By:

Driller:

Drilling Method:

Total Depth:

Sampling Method:

Groundwater Depth:

Groundwater Measurement:

TOC Elevation:

Groundwater Elevation:

Depth (Feet)	Interval	% Recovery	Sample ID	PID/FID (ppm)	USCS	Soil Description	Depth (Feet)	Comments
		41"			GC	light brown clay + gravel with slag - mostly fill material first ~16 in. Next ~25 inches is brown clay + gravel with more sand than top 16 in.		1:13pm ~~12:58pm~~
5		8in.			CL	Clay, platy with gravel and slag, light brown	5	1:16pm
10							10	
15							15	
20							20	
25							25	

PRUDENT TECHNOLOGIES, INC. dba Prudent Environmental Services, Inc

BORING LOG: LL4-407M-3

Sheet: 1 of 1
Date: 6-27-11

Site Name:
Site Address: Ravenna Army Ammunition Plant, Ravenna, Ohio

Project No:
Logged By: ALM
Reviewed By:
Drilled By:
Driller:
Drilling Method:
Total Depth:
Sampling Method:
Groundwater Depth:
Groundwater Measurement:
TOC Elevation:
Groundwater Elevation:

Depth (Feet)	Interval	% Recovery	Sample ID	PID/FID (ppm)	USCS	Soil Description	Depth (Feet)	Comments
		57"		Ø	CL	brown clay somewhat orange, uniform otherwise, platy some silt		2:49pm
5		24"		Ø	CL/SC	~12in is uniform, platy clay w/ brown. Last 12" is orange-brown sand w/ some silt	5	2:55pm
10							10	
15							15	
20							20	
25							25	

PRUDENT TECHNOLOGIES, INC. dba Prudent Environmental Services, Inc

BORING LOG: LL4-407M-2

Sheet: 1 of 1
Date: 6-27-11

Site Name:
Site Address: Ravenna Army Ammunition Plant, Ravenna, Ohio

Project No:
Logged By: AUM
Reviewed By:
Drilled By:
Driller:
Drilling Method:
Total Depth:
Sampling Method:
Groundwater Depth:
Groundwater Measurement:
TOC Elevation:
Groundwater Elevation:

Depth (Feet)	Interval	% Recovery	Sample ID	PID/FID (ppm)	USCS	Soil Description	Depth (Feet)	Comments
		27"		ϕ	SP/CL	1st 16 inches is organic material with gravel, sand, silt + clay. Brown. Last ~11 inches is clay		slag present 3:01pm
5		21"		ϕ		brown clay uniform. Last 8in is gravely clay with ~3in of sand at the end	5	3:04
10							10	
15							15	
20							20	
25							25	

PRUDENT TECHNOLOGIES, INC. dba Prudent Environmental Services, Inc

BORING LOG: LL4-40M-1

Sheet: 1 of 1
Date: 6-27-11

Site Name:
Site Address: Ravenna Army Ammunition Plant, Ravenna, Ohio

Project No:
Logged By: ALM
Reviewed By:
Drilled By:
Driller:
Drilling Method:
Total Depth:
Sampling Method:
Groundwater Depth:
Groundwater Measurement:
TOC Elevation:
Groundwater Elevation:

Depth (Feet)	Interval	% Recovery	Sample ID	PID/FID (ppm)	USCS	Soil Description	Depth (Feet)	Comments
		52"		Ø	SP/CL	1st ~8inches is organic and clay with some sand + silt. 2 rock/gravel seams are present @ ~9-11inches + ~20-22inches. In between are clay and silt. At ~23" is gray clay trans. to brown clay. Uniform.		3:19pm
5		26"		Ø			5	
					CL	— — — — — brown to lt. brown clay, uniform, somewhat platy, some pieces of gravel		3:24pm
10							10	
15							15	
20							20	
25							25	

PRUDENT TECHNOLOGIES, INC. dba Prudent Environmental Services, Inc

BORING LOG: LL4-410M-01

Sheet: 1 of 1
Date: 6-27-11

Site Name:
Site Address: Ravenna Army Ammunition Plant, Ravenna, Ohio

Project No:
Logged By: AUM
Reviewed By:
Drilled By:
Driller:
Drilling Method:
Total Depth:
Sampling Method:
Groundwater Depth:
Groundwater Measurement:
TOC Elevation:
Groundwater Elevation:

Depth (Feet)	Interval	% Recovery	Sample ID	PID/FID (ppm)	USCS	Soil Description	Depth (Feet)	Comments
		28"		Ø	SP	first ~8in is sand and gravel brown. Then sandy clay with gravel brown with some yellow		3:35pm
5		21"		Ø		first-8inches is sand and silt with some gravel. Last ~8in is ~~we~~ moist gravel + clay	5	3:37pm wood pieces present and small piece (~1.5") of red stained
10							10	
15							15	
20							20	
25							25	

PRUDENT TECHNOLOGIES, INC. dba Prudent Environmental Services Inc

BORING LOG: LL4-410M-02

Sheet: 1 of 1
Date: 6-27-11

Site Name:
Site Address: Ravenna Army Ammunition Plant, Ravenna, Ohio

Project No:
Logged By: ALM
Reviewed By:
Drilled By:
Driller:
Drilling Method:
Total Depth:
Sampling Method:
Groundwater Depth:
Groundwater Measurement:
TOC Elevation:
Groundwater Elevation:

Depth (Feet)	Interval	% Recovery	Sample ID	PID/FID (ppm)	USCS	Soil Description	Depth (Feet)	Comments
		26"		Ø	SC	brown sand at first ~8in. then gray gravely sand for ~4inches. Last ~13in is light tan/brown gravel and clay with slag at last inch.		3:48pm
5		25"		Ø	CL	clay somewhat moist-swollen, light brown with some sand at top ~7in. then dryer clay, uniform and platy last ~18in.	5	3:52
10							10	
15							15	
20							20	
25							25	

PRUDENT TECHNOLOGIES, INC.
dba Prudent Environmental Services, Inc

BORING LOG: LL4-415M-08

Sheet: 1 of 1
Date: 6-28-2011

Site Name:
Site Address: Ravenna Army Ammunition Plant, Ravenna, Ohio

Project No:
Logged By: ALM
Reviewed By:
Drilled By:
Driller:
Drilling Method:
Total Depth:
Sampling Method:
Groundwater Depth:
Groundwater Measurement:
TOC Elevation:
Groundwater Elevation:

Depth (Feet)	Interval	% Recovery	Sample ID	PID/FID (ppm)	USCS	Soil Description	Depth (Feet)	Comments
		52"		Ø	CL	About 1.5 feet ~~from~~ top is dry clay brown to orange ~~then~~ with a gravel seam. Transitions to gray orange clay.		11:06am
5		28"		Ø	CL	Uniform clay, soft gray and orange.	5	11:06am
10							10	
15							15	
20							20	
25							25	

PRUDENT TECHNOLOGIES, INC. dba Prudent Environmental Services, Inc

BORING LOG: LL4-410M-03

Sheet: 1 of 1
Date: 6-27-11

Site Name:
Site Address: Ravenna Army Ammunition Plant, Ravenna, Ohio

Project No:
Logged By: ALM
Reviewed By:
Drilled By:
Driller:
Drilling Method:
Total Depth:
Sampling Method:
Groundwater Depth:
Groundwater Measurement:
TOC Elevation:
Groundwater Elevation:

Depth (Feet)	Interval	% Recovery	Sample ID	PID/FID (ppm)	USCS	Soil Description	Depth (Feet)	Comments
		28"		∅	SC	first ~14in. is sandy, silty clay with some gravel, then clay, brown + uniform @ last ~14in.		3:58pm wood pieces present in 1st foot with black organics.
5		24"		∅	CL	brown, uniform, platy clay	5	wood present @ top ~10in.
10							10	
15							15	
20							20	
25							25	

PRUDENT TECHNOLOGIES, INC. dba Prudent Environmental Services, Inc

BORING LOG: LL4-410M-04

Sheet: 1 of 1
Date: 6-27-11

Site Name:
Site Address: Ravenna Army Ammunition Plant, Ravenna, Ohio

Project No:
Logged By: ALM
Reviewed By:
Drilled By:
Driller:
Drilling Method:
Total Depth:
Sampling Method:
Groundwater Depth:
Groundwater Measurement:
TOC Elevation:
Groundwater Elevation:

Depth (Feet)	Interval	% Recovery	Sample ID	PID/FID (ppm)	USCS	Soil Description	Depth (Feet)	Comments
		27"		Ø	SC	Timber pieces and black organics present @ ~14 in. first ~14in. is sandy silts w/ some gravel. Brown. Last ~11in. is uniform, platy clay brown. Timber present @ last ~2in.		4:10pm - wood present
5		21"		Ø	CL	brown, uniform clay some is dark brown/gray	5	4:13pm
10							10	
15							15	
20							20	
25							25	

PRUDENT TECHNOLOGIES, INC. dba Prudent Environmental Services, Inc

BORING LOG: LL4-410M-05

Sheet: 1 of 1
Date: 6-27-11

Site Name:
Site Address: Ravenna Army Ammunition Plant, Ravenna, Ohio

Project No:
Drilled By: Frontz
Total Depth: 7 feet
Groundwater Measurement:

Logged By: ALM
Driller: Ethan
Sampling Method:
TOC Elevation:

Reviewed By:
Drilling Method:
Groundwater Depth:
Groundwater Elevation:

Depth (Feet)	Interval	% Recovery	Sample ID	PID/FID (ppm)	USCS	Soil Description	Depth (Feet)	Comments
		29"		Ø	SC/CL	first 7-8 inches is moist sandy and clay fill material w/ organic mat. at top. then brown clay with little silt.		4:38pm
5		29"		Ø	CL	uniform, platy, brown clay with a rock seam @ 4 inches from top	5	4:42pm
10							10	
15							15	
20							20	
25							25	

PRUDENT TECHNOLOGIES, INC.
dba Prudent Environmental Services, Inc

BORING LOG: LL4-410M-06

Sheet: 1 of 1
Date: 6-27-11

Site Name:
Site Address: Ravenna Army Ammunition Plant, Ravenna, Ohio

Project No:
Logged By: ALM
Reviewed By:
Drilled By:
Driller:
Drilling Method:
Total Depth:
Sampling Method:
Groundwater Depth:
Groundwater Measurement:
TOC Elevation:
Groundwater Elevation:

Depth (Feet)	Interval	% Recovery	Sample ID	PID/FID (ppm)	USCS	Soil Description	Depth (Feet)	Comments
		20"		Ø	SM/CL	Sandy silt, moist, some gravel first ~10inches, then brown clay		4:59pm
5		19"		Ø	CL	brown clay with a gravel seam at ~4in. then another gravel seam @ ~8 and ~12in.	5	5:04pm
10							10	
15							15	
20							20	
25							25	

PRUDENT TECHNOLOGIES, INC. dba Prudent Environmental Services, Inc

BORING LOG: LL4-410M-07

Sheet: 1 of 1
Date: 6-27-11

Site Name:
Site Address: Ravenna Army Ammunition Plant, Ravenna, Ohio

Project No:
Logged By: ALM
Reviewed By:
Drilled By:
Driller:
Drilling Method:
Total Depth:
Sampling Method:
Groundwater Depth:
Groundwater Measurement:
TOC Elevation:
Groundwater Elevation:

Depth (Feet)	Interval	% Recovery	Sample ID	PID/FID (ppm)	USCS	Soil Description	Depth (Feet)	Comments
		28"		Ø	SM/CL	brown sandy, silt + some gravel towards ~~tac~~ ~10 inches, then brown clay		5:14pm timber present @ top foot
5		29"		Ø	CL	brown clay, then ~6 inches is a gravel seam, then brown clay with trace silt.	5	5:16pm
10							10	
15							15	
20							20	
25							25	

PRUDENT TECHNOLOGIES, INC. dba Prudent Environmental Services Inc

BORING LOG: LL4-410M-DB

Sheet: 1 of 1
Date: 6-27-11

Site Name: DVAAP LL1-4, 12
Site Address: Ravenna Army Ammunition Plant, Ravenna, Ohio

Project No: G-510001
Logged By: ALM
Reviewed By:
Drilled By: Frontz
Driller: Ethan
Drilling Method: Push probe
Total Depth: 7'
Sampling Method: Split spoon
Groundwater Depth: NA
Groundwater Measurement: Ø N/A
TOC Elevation:
Groundwater Elevation:

Depth (Feet)	Interval	% Recovery	Sample ID	PID/FID (ppm)	USCS	Soil Description	Depth (Feet)	Comments
		24"		Ø		Sand + silt, trace gravel + slag first ~9 inches, then more clay. Last ~15 inches is brown clay.		Timber present in first foot. 5:32pm ↳ made three attempts to get better recovery. Hitting rock
5		27"		Ø		brown clay with trace slag around ~4 inches, then clay for ~8 inches with ~2 in. sand seam - moist, last ~14 in. is moist, swollen clay.	5	5:26pm
10							10	
15							15	
20							20	
25							25	

PRUDENT TECHNOLOGIES, INC. dba Prudent Environmental Services, Inc

BORING LOG: LL4-415M-2

Sheet: 1 of 1

Date:

Site Name:

Site Address: Ravenna Army Ammunition Plant, Ravenna, Ohio

Project No:

Logged By: ALM

Reviewed By:

Drilled By:

Driller:

Drilling Method:

Total Depth:

Sampling Method:

Groundwater Depth:

Groundwater Measurement:

TOC Elevation:

Groundwater Elevation:

Depth (Feet)	Interval	% Recovery	Sample ID	PID/FID (ppm)	USCS	Soil Description	Depth (Feet)	Comments
		41"		Ø	CL	first ~5 inches is topsoil - organic material dark brown for ~ 10 in. - clay. Then clay is platy uniform and orange and lite gray for rest of boring.		8:50 am
5		24"		Ø			5	8:56 am
					SC/ ML	first ~12 in. is moist silty clay - light brown to tan. Then sandy clay with trace organics and gravel (~8 in) then ~4 in of moist silty clay followed by clay.		
10							10	
15							15	
20							20	
25							25	

PRUDENT TECHNOLOGIES, INC.
dba Prudent Environmental Services Inc

BORING LOG: LL4-415M-3

Sheet: 1 of 1
Date: 6-28-11

Site Name:
Site Address: Ravenna Army Ammunition Plant, Ravenna, Ohio

Project No:
Logged By: ALM
Reviewed By:
Drilled By:
Driller:
Drilling Method:
Total Depth:
Sampling Method:
Groundwater Depth:
Groundwater Measurement:
TOC Elevation:
Groundwater Elevation:

Depth (Feet)	Interval	% Recovery	Sample ID	PID/FID (ppm)	USCS	Soil Description	Depth (Feet)	Comments
		38"		Ø	CL	first ~4in is top soil - dark brown, transitions to light brown/tan, orange, gray. That soil is ~32 in. clay, uniform w/ trace organics.		9:35 am
5		23"		Ø	SC/CL	moist sandy clay (cow liver) at ~14in. is a sandstone seam, then dry, uniform brown clay.	5	9:39am
10							10	
15							15	
20							20	
25							25	

PRUDENT TECHNOLOGIES, INC. dba Prudent Environmental Services, Inc

BORING LOG: LL4-415M-5

Sheet: 1 of 1
Date: 6-28-2011

Site Name:
Site Address: Ravenna Army Ammunition Plant, Ravenna, Ohio

Project No:
Logged By: AUM
Reviewed By:
Drilled By:
Driller:
Drilling Method:
Total Depth:
Sampling Method:
Groundwater Depth:
Groundwater Measurement:
TOC Elevation:
Groundwater Elevation:

Depth (Feet)	Interval	% Recovery	Sample ID	PID/FID (ppm)	USCS	Soil Description	Depth (Feet)	Comments
		44"		Ø	CL	first ~4 inches is dark brown silty clay w/ org. mat. then ~18 inches of dry, platy clay, grayish brown w/ some orange. Last ~22 inches is slightly moister soil - clay, platy.		9:07 am
5		14"		Ø	CL	soft uniform clay orange, gray + brown colors ~~with trace organics~~	5	9:24 a.m
10							10	
15							15	
20							20	
25							25	

01

PRUDENT TECHNOLOGIES, INC. dba Prudent Environmental Services Inc

BORING LOG: LL4-415M-~~03~~

Sheet: 1 of 1
Date: 6-28-2011

Site Name:
Site Address: Ravenna Army Ammunition Plant, Ravenna, Ohio

Project No:
Logged By: ALM
Reviewed By:
Drilled By:
Driller:
Drilling Method:
Total Depth:
Sampling Method:
Groundwater Depth:
Groundwater Measurement:
TOC Elevation:
Groundwater Elevation:

Depth (Feet)	Interval	% Recovery	Sample ID	PID/FID (ppm)	USCS	Soil Description	Depth (Feet)	Comments
		52"		∅		first ~5in. is top soil then @ ~14 in. is charcoal and clay is darker grays transitions to brown + orange btw ~15-17inch.		9:58am
5		29"		∅		Remaining boring is orange to lt. gray uniform clay. A sandseam is present @ 3 in. from end	5	9:59am
10						brown, orange uniform clay. A sandseam is present @ ~6 in. from top, then uniform clay, then sand + gravel @ ~17 inches, then brown uniform clay, then last ~3 inches is sand + silt - orange + brown.	10	
15							15	
20							20	
25							25	

PRUDENT TECHNOLOGIES, INC. dba Prudent Environmental Services Inc

BORING LOG: LL4-415M-04

Sheet: 1 of 1
Date: 6-28

Site Name:
Site Address: Ravenna Army Ammunition Plant, Ravenna, Ohio

Project No:
Logged By:
Reviewed By:
Drilled By:
Driller:
Drilling Method:
Total Depth:
Sampling Method:
Groundwater Depth:
Groundwater Measurement:
TOC Elevation:
Groundwater Elevation:

Depth (Feet)	Interval	% Recovery	Sample ID	PID/FID (ppm)	USCS	Soil Description	Depth (Feet)	Comments
		50"		Ø	CL	Silty clay first 16 inches then clay and gravel for ~10 inches, then drk. gray clay w/ some orange then transitions to brown-orange uniform clay.		10:15am
5		27		Ø	CL	soft brown to light brown clay then ~9 in. from top is a sandy silt ~~clay~~ seam w/ trace gravel then last ~8 in. is clay.	5	10:15am
10							10	
15							15	
20							20	
25							25	

PRUDENT TECHNOLOGIES, INC. dba Prudent Environmental Services, Inc

BORING LOG: LL4-415M-07

Sheet: 1 of 1
Date: 8-28-2011

Site Name:
Site Address: Ravenna Army Ammunition Plant, Ravenna, Ohio

Project No:
Logged By: AUM
Reviewed By:
Drilled By:
Driller:
Drilling Method:
Total Depth:
Sampling Method:
Groundwater Depth:
Groundwater Measurement:
TOC Elevation:
Groundwater Elevation:

Depth (Feet)	Interval	% Recovery	Sample ID	PID/FID (ppm)	USCS	Soil Description	Depth (Feet)	Comments
		55"		Ø		~4 in. of drk. brown clayey soil. Then dry platy clay brown to gray. Transitions to softer clay brown to orange. Trace organics.		10:30 am
5		33"		Ø		soft clay gray to orange, uniform. Timber pieces at top ~5 inches.	5	10:37 am
10							10	
15							15	
20							20	
25							25	

PRUDENT TECHNOLOGIES, INC. dba Prudent Environmental Services Inc

BORING LOG: LL4-415M-6

Sheet: 1 of 1
Date: 6-28-11

Site Name:
Site Address: Ravenna Army Ammunition Plant, Ravenna, Ohio

Project No:
Drilled By:
Total Depth:
Groundwater Measurement:

Logged By: ALM
Driller:
Sampling Method:
TOC Elevation:

Reviewed By:
Drilling Method:
Groundwater Depth:
Groundwater Elevation:

Depth (Feet)	Interval	% Recovery	Sample ID	PID/FID (ppm)	USCS	Soil Description	Depth (Feet)	Comments
		52"		Ø	CL	Top ~4 in. is dark clay w/ organics then dry silty clay w/ trace organic material - brown to gray transitions to gray clay ~2 feet, then orange to gray uniform clay.		10:46am
5		29"		Ø	SM SC	clay with sand - gray to orange/brown, platy for 1st ~20 inches, then swollen clay with sand for ~7in. then last ~2 in. is uniform clay.	5	10:51am
10							10	
15							15	
20							20	
25							25	

PRUDENT TECHNOLOGIES, INC. dba Prudent Environmental Services, Inc

BORING LOG: LL4-413M-2

Sheet: 1 of 1
Date: 6-28-11

Site Name:
Site Address: Ravenna Army Ammunition Plant, Ravenna, Ohio

Project No:
Logged By: ALM
Reviewed By:
Drilled By:
Driller:
Drilling Method:
Total Depth:
Sampling Method:
Groundwater Depth:
Groundwater Measurement:
TOC Elevation:
Groundwater Elevation:

Depth (Feet)	Interval	% Recovery	Sample ID	PID/FID (ppm)	USCS	Soil Description	Depth (Feet)	Comments
		57"		Ø		boring is gray to orange clay similar to previous Trace gravel near top 1.5 feet		12:44pm
5		21"		Ø		Clay is uniform gray and orange.	5	12:44pm
10							10	
15							15	
20							20	
25							25	

PRUDENT TECHNOLOGIES, INC. dba Prudent Environmental Services, Inc

BORING LOG: LL4-413M-05

Sheet: 1 of 1

Date:

Site Name:

Site Address: Ravenna Army Ammunition Plant, Ravenna, Ohio

Project No:

Logged By: AYM

Reviewed By:

Drilled By:

Driller:

Drilling Method:

Total Depth:

Sampling Method:

Groundwater Depth:

Groundwater Measurement:

TOC Elevation:

Groundwater Elevation:

Depth (Feet)	Interval	% Recovery	Sample ID	PID/FID (ppm)	USCS	Soil Description	Depth (Feet)	Comments
		48"		Ø		top is organics and dark soil w/ clay. Next dry clay lt. brown. At ~20 inches is ~~slag~~ piece of wood. Then uniform clay - brown to orange and gray.		1:02pm timber present @ top ~6 in.
5		20"		Ø		Entire boring is gray and orange clay with trace organics.	5	1:02pm
10							10	
15							15	
20							20	
25							25	

PRUDENT TECHNOLOGIES, INC.
dba Prudent Environmental Services, Inc

BORING LOG: LL4-413M-01

Sheet: 1 of 1
Date: 6-28-11

Site Name:
Site Address: Ravenna Army Ammunition Plant, Ravenna, Ohio

Project No:
Drilled By:
Total Depth:
Groundwater Measurement:

Logged By: ALM
Driller:
Sampling Method:
TOC Elevation:

Reviewed By:
Drilling Method:
Groundwater Depth:
Groundwater Elevation:

Depth (Feet)	Interval	% Recovery	Sample ID	PID/FID (ppm)	USCS	Soil Description	Depth (Feet)	Comments
		51"		Ø		organics and dark brown clay. @ ~2 feet is a gravel seam. The rest of the boring is clay - orange to gray. Timber @ ~15in from end.		1:16pm Timber present
5		27"		Ø		Entire sample is clay gray, orange + brown. Trace sand present @ last ~4 inches.	5	1:21pm
10							10	
15							15	
20							20	
25							25	

PRUDENT TECHNOLOGIES, INC. dba Prudent Environmental Services Inc

BORING LOG: LL4-413M-04

Sheet: 1 of 1

Date:

Site Name:

Site Address: Ravenna Army Ammunition Plant, Ravenna, Ohio

Project No:

Logged By:

Reviewed By:

Drilled By:

Driller:

Drilling Method:

Total Depth:

Sampling Method:

Groundwater Depth:

Groundwater Measurement:

TOC Elevation:

Groundwater Elevation:

Depth (Feet)	Interval	% Recovery	Sample ID	PID/FID (ppm)	USCS	Soil Description	Depth (Feet)	Comments
		39"			CL / SC	organic debris with pebbles top ~5 inches, then clay of gray color then @ ~20 inches sandstone seam about ~3 inches then gray and orange clay then last ~8 in is sand - brownish orange.		near utility line / man hole
5		9"			SC	all 9 inches is brown-orange sand w/ clay.	5	
10							10	
15							15	
20							20	
25							25	

PRUDENT TECHNOLOGIES, INC. dba Prudent Environmental Services, Inc

BORING LOG: LL4-413-07

Sheet: 1 of 1
Date: 6-28-11

Site Name:
Site Address: Ravenna Army Ammunition Plant, Ravenna, Ohio

Project No:
Drilled By:
Total Depth:
Groundwater Measurement:

Logged By:
Driller:
Sampling Method:
TOC Elevation:

Reviewed By:
Drilling Method:
Groundwater Depth:
Groundwater Elevation:

Depth (Feet)	Interval	% Recovery	Sample ID	PID/FID (ppm)	USCS	Soil Description	Depth (Feet)	Comments
		31"		Ø	SC	Sandstone seam @ ~1.5 feet from top and @ ~6in. from end. Rest is sandy clay - all brown to lt. brownish		~~1:45pm~~ not enough 2:05pm
5		17"		Ø	SC	Sample is all sandy clay - brown to light brown	5	2:08
10							10	
15							15	
20							20	
25							25	

PRUDENT TECHNOLOGIES, INC. dba Prudent Environmental Services, Inc

BORING LOG: LL4-413M-03

Sheet: 1 of 1
Date: 6-28-11

Site Name:
Site Address: Ravenna Army Ammunition Plant, Ravenna, Ohio

Project No:
Logged By: AUM
Reviewed By:
Drilled By:
Driller:
Drilling Method:
Total Depth:
Sampling Method:
Groundwater Depth:
Groundwater Measurement:
TOC Elevation:
Groundwater Elevation:

Depth (Feet)	Interval	% Recovery	Sample ID	PID/FID (ppm)	USCS	Soil Description	Depth (Feet)	Comments
		4"		Ø	CL	gravel and organic mat top ~3 inches then brown clay some grays for rest of sample.		2:28pm
5		31"		Ø	C	soft, platy uniform clay - orange + gray in color	5	2:28pm
10							10	
15							15	
20							20	
25							25	

PRUDENT TECHNOLOGIES, INC. dba Prudent Environmental Services, Inc

BORING LOG: LLH-413-06

Sheet: 1 of 1
Date: 6-28-11

Site Name:
Site Address: Ravenna Army Ammunition Plant, Ravenna, Ohio

Project No:
Drilled By:
Total Depth:
Groundwater Measurement:

Logged By: ALM
Driller:
Sampling Method:
TOC Elevation:

Reviewed By:
Drilling Method:
Groundwater Depth:
Groundwater Elevation:

Depth (Feet)	Interval	% Recovery	Sample ID	PID/FID (ppm)	USCS	Soil Description	Depth (Feet)	Comments
		12"		Ø	GC	sandy clay and pebbles		pushed to 5 feet, only used bottom 8 inches for 1-3 foot sample. Pushed 3 times 3:01pm
5				Ø			5	
								pushed to 7 feet all sample fell out bc no catcher was available. No sample
10							10	
15							15	
20							20	
25							25	

PRUDENT TECHNOLOGIES, INC. dba Prudent Environmental Services, Inc.

BORING LOG: LL4-413M-08

Sheet: 1 of 1
Date: 6-28-2011

Site Name:
Site Address: Ravenna Army Ammunition Plant, Ravenna, Ohio

Project No:
Logged By: ALM
Reviewed By:
Drilled By:
Driller:
Drilling Method:
Total Depth:
Sampling Method:
Groundwater Depth:
Groundwater Measurement:
TOC Elevation:
Groundwater Elevation:

Depth (Feet)	Interval	% Recovery	Sample ID	PID/FID (ppm)	USCS	Soil Description	Depth (Feet)	Comments
		57"		Ø	CL	Sandstone seam present @ ~12inches, gray + orange clay-uniform rest of sample.		3:14pm
5		31"		Ø	CL	gray to brown clay, uniform, some Fe_2O_3 present.	5	3:18pm
10							10	
15							15	
20							20	
25							25	

PRUDENT TECHNOLOGIES, INC. dba Prudent Environmental Services, Inc

BORING LOG: LL3-415M-01

Sheet: 1 of 1
Date: 6-29-11

Site Name:
Site Address: Ravenna Army Ammunition Plant, Ravenna, Ohio

Project No: EB-10
Logged By: MH & AM
Reviewed By:
Drilled By:
Driller:
Drilling Method:
Total Depth: 48"
Sampling Method:
Groundwater Depth:
Groundwater Measurement:
TOC Elevation:
Groundwater Elevation:

Depth (Feet)	Interval	% Recovery	Sample ID	PID/FID (ppm)	USCS	Soil Description	Depth (Feet)	Comments
		36"		∅	GC	Poorly sorted sandy w/silt & cobbles brown w/ organics & starts to turn grey 2ft in. slag cobbles at 3ft then grades into brwn/gry clay @ 5ft.		~~1st~~ 8:57am
5		12"			SC		5	1st push to 6'
					SC	brwn fg sand w/ blunt transition to poorly sorted grey sand. Blunt transition to brwn clay at last 3"		
10					CL		10	
15							15	
20							20	
25							25	

PRUDENT TECHNOLOGIES, INC. dba Prudent Environmental Services, Inc

BORING LOG: LL3-415M-02

Sheet: 1 of 1
Date: 6-29-11

Site Name:
Site Address: Ravenna Army Ammunition Plant, Ravenna, Ohio

Project No: EB-10
Logged By: MH
Reviewed By:
Drilled By:
Driller:
Drilling Method:
Total Depth: 22"
Sampling Method:
Groundwater Depth:
Groundwater Measurement:
TOC Elevation:
Groundwater Elevation:

Depth (Feet)	Interval	% Recovery	Sample ID	PID/FID (ppm)	USCS	Soil Description	Depth (Feet)	Comments
		22"		Ø	SM/CL	Dark brown silty clay grading to a dense clay. Blunt transition to lt. brown sand (fg).		Pushed 1st time to 2½ ft. Refusal @ 3ft @ 9:42. sampled 2nd push. ~~is trying~~ Pushed 3Xs total. Refusal @ 3ft, stop push
5							5	
10							10	
15							15	
20							20	
25							25	

PRUDENT TECHNOLOGIES, INC. dba Prudent Environmental Services, Inc

BORING LOG: LL3-415M-03

Sheet: 1 of 1
Date: 6.29.11

Site Name:
Site Address: Ravenna Army Ammunition Plant, Ravenna, Ohio

Project No: EB-10
Logged By: MH
Reviewed By:
Drilled By:
Driller:
Drilling Method:
Total Depth: 21"
Sampling Method:
Groundwater Depth:
Groundwater Measurement:
TOC Elevation:
Groundwater Elevation:

Depth (Feet)	Interval	% Recovery	Sample ID	PID/FID (ppm)	USCS	Soil Description	Depth (Feet)	Comments
		2"		Ø	SM	white/tan fg sandy fill. transition to a lt. brwn sitly sand. well sorted		•Pushed 1st time to 3ft w/ very little recovery. Hit refusal @ 3ft.
5							5	•Push 2 hit refusal at 2 3/4ft.
								•Push 3 = refusal at 3ft.
10							10	
15							15	
20							20	
25							25	

PRUDENT TECHNOLOGIES, INC. dba Prudent Environmental Services, Inc

BORING LOG: LL3-415M-04

Sheet: 1 of 1
Date: 6-29-11

Site Name:
Site Address: Ravenna Army Ammunition Plant, Ravenna, Ohio

Project No: EB-10
Logged By: MH
Reviewed By:
Drilled By:
Driller:
Drilling Method:
Total Depth: 25"
Sampling Method:
Groundwater Depth:
Groundwater Measurement:
TOC Elevation:
Groundwater Elevation:

Depth (Feet)	Interval	% Recovery	Sample ID	PID/FID (ppm)	USCS	Soil Description	Depth (Feet)	Comments
		23		Ø	GC ↓ SM/CL	Using Push 3 as sample. Poorly sorted vfg silt/sand & cobbles. lt. brwn 1st 10". fewer cobbles after 10". 10-12" very lt. brwn sandy material w/ interbedded clay. Blunt transition to dark brwn/red clay/silt 12-14" last few inches a sandy red. w/ interbedded grey clay		• Push 1 - hit refusal @ 3ft. • Push 2 - hit refusal @ 3ft. • Push 3 - hit refusal @ 3ft
5							5	
10							10	
15							15	
20							20	
25							25	

PRUDENT TECHNOLOGIES, INC. dba Prudent Environmental Services, Inc

BORING LOG: LL3 - 415M - 05

Sheet: 1 of 1
Date: 6-29-11

Site Name:
Site Address: Ravenna Army Ammunition Plant, Ravenna, Ohio

Project No: EB-10
Logged By: MH
Reviewed By:
Drilled By:
Driller:
Drilling Method:
Total Depth: 27"
Sampling Method:
Groundwater Depth:
Groundwater Measurement:
TOC Elevation:
Groundwater Elevation:

Depth (Feet)	Interval	% Recovery	Sample ID	PID/FID (ppm)	USCS	Soil Description	Depth (Feet)	Comments
		27"		Ø	GC	Poorly sorted silt/sand/pebbles brwn in color. slag at 6" & turning grg then back to dark brwn. transitioning clay & sand layers. Turned to lt. brwn fg sand w/ grey clay layers at 20".		• Push 1 - refusal at 3ft.
					SM/ CL			• Push 2 - refusal at 3ft.
								• Push 3 - refusal at 3ft.
5							5	
10							10	
15							15	
20							20	
25							25	

PRUDENT TECHNOLOGIES, INC. dba Prudent Environmental Services, Inc

BORING LOG: LL3-415M-06

Sheet: 1 of 1
Date: 6-29-11

Site Name:
Site Address: Ravenna Army Ammunition Plant, Ravenna, Ohio

Project No:
Logged By: AUM
Reviewed By:
Drilled By:
Driller:
Drilling Method:
Total Depth:
Sampling Method:
Groundwater Depth:
Groundwater Measurement:
TOC Elevation:
Groundwater Elevation:

Depth (Feet)	Interval	% Recovery	Sample ID	PID/FID (ppm)	USCS	Soil Description	Depth (Feet)	Comments
								11:42am
		29		Ø	SC	first ~4in. is gravel, sand + clay then ~3 in of dark red/brown silty clay, then ~8in. of sand + sandstone, then ~4in. of dark red/blown silty clay then last ~10 in. is sand + SS.		1st push is 5 feet
		16 in.		Ø				2nd push to 5 feet
								3rd push to 5.5 feet
5							5	used 3rd push @ 11:48
					SC	Entire sample is sand + sandstone w/ clay. light tan.		
10							10	
15							15	
20							20	
25							25	

PRUDENT TECHNOLOGIES, INC.
dba Prudent Environmental Services, Inc

BORING LOG: LL3-415M-07

Sheet: 1 of 1
Date: 6-29-11

Site Name:
Site Address: Ravenna Army Ammunition Plant, Ravenna, Ohio

Project No:
Logged By: AUM
Reviewed By:
Drilled By:
Driller:
Drilling Method:
Total Depth:
Sampling Method:
Groundwater Depth:
Groundwater Measurement:
TOC Elevation:
Groundwater Elevation:

Depth (Feet)	Interval	% Recovery	Sample ID	PID/FID (ppm)	USCS	Soil Description	Depth (Feet)	Comments
								12:05pm
		26"		Ø	CL	greenish-gray clay until last ~4in is slag, then 1 inch of sand + sandstone. Organic debris @ top.		1st push to 5 feet x 3
		13"		Ø				12:07pm
5					SC	sand + sandstone light orange, tan with some gray. Last ~8inches more gray color + more clay.	5	
10							10	
15							15	
20							20	
25							25	

PRUDENT TECHNOLOGIES, INC. dba Prudent Environmental Services Inc

BORING LOG: LL3-415M-08

Sheet: 1 of 1
Date: 6-29-11

Site Name:
Site Address: Ravenna Army Ammunition Plant, Ravenna, Ohio

Project No:
Logged By: ALM
Reviewed By:
Drilled By:
Driller:
Drilling Method:
Total Depth:
Sampling Method:
Groundwater Depth:
Groundwater Measurement:
TOC Elevation:
Groundwater Elevation:

Depth (Feet)	Interval	% Recovery	Sample ID	PID/FID (ppm)	USCS	Soil Description	Depth (Feet)	Comments
								12:39pm
		28"		Ø	SC	sample is fill material consisting of sand, gravel, organic material clay + silt.		pushed to 4.5 feet
		10"		Ø				pushed to 4 feet x 2
5						moist silty clay with gravel - dark gray to brown. Terminates @ SS.	5	12:32pm
								timber present @ 1 foot - smelled like petroleum.
10							10	
15							15	
20							20	
25							25	

PRUDENT TECHNOLOGIES, INC. dba Prudent Environmental Services, Inc

BORING LOG: LL3-415M-09

Sheet: 1 of 1
Date: 6-29-11

Site Name:
Site Address: Ravenna Army Ammunition Plant, Ravenna, Ohio

Project No:
Logged By: ALM
Reviewed By:
Drilled By:
Driller:
Drilling Method:
Total Depth:
Sampling Method:
Groundwater Depth:
Groundwater Measurement:
TOC Elevation:
Groundwater Elevation:

Depth (Feet)	Interval	% Recovery	Sample ID	PID/FID (ppm)	USCS	Soil Description	Depth (Feet)	Comments
	X	18"		Ø	CL	fill material with organic material, slag sandstone and clay		pushed 3 times to 2 feet.
5							5	
10							10	
15							15	
20							20	
25							25	

PRUDENT TECHNOLOGIES, INC.
dba Prudent Environmental Services, Inc

BORING LOG: LL3-415M-10

Sheet: 1 of 1
Date: 6-29-11

Site Name:
Site Address: Ravenna Army Ammunition Plant, Ravenna, Ohio

Project No:
Logged By: ALM
Reviewed By:
Drilled By:
Driller:
Drilling Method:
Total Depth:
Sampling Method:
Groundwater Depth:
Groundwater Measurement:
TOC Elevation:
Groundwater Elevation:

Depth (Feet)	Interval	% Recovery	Sample ID	PID/FID (ppm)	USCS	Soil Description	Depth (Feet)	Comments
		24"		Ø	SC	Sand + SS @ ~3 inches, then slag for ~6 inches, platy clay-crumbly gray to brown. Terminates at sandstone.		1st push to 2.25' 2nd + 3rd @ 2.25'
5							5	
10							10	
15							15	
20							20	
25							25	

PRUDENT TECHNOLOGIES, INC. dba Prudent Environmental Services, Inc

BORING LOG: LL3-414M-10

Sheet: 1 of 1
Date: 6-29-11

Site Name:
Site Address: Ravenna Army Ammunition Plant, Ravenna, Ohio

Project No: FB-10
Logged By:
Reviewed By:
Drilled By:
Driller: MH
Drilling Method:
Total Depth: 24"
Sampling Method:
Groundwater Depth:
Groundwater Measurement:
TOC Elevation:
Groundwater Elevation:

Depth (Feet)	Interval	% Recovery	Sample ID	PID/FID (ppm)	USCS	Soil Description	Depth (Feet)	Comments
	X	24"		Ø	GM	Poorly sorted brown sandy fill. slag @ 10". sandy silt after slag 10"-19". vein of dark organics & dark red clay 19-20". Brown & gry silty clay 20-24".		· Push 1 - refusal at 2.5ft.
								· Push 2 - refusal at 2ft
5					SC		5	· Push 3 - refusal at 3ft ← sampled
10							10	
15							15	
20							20	
25							25	

PRUDENT TECHNOLOGIES, INC. dba Prudent Environmental Services, Inc

BORING LOG: LLJ-414M-09

Sheet: 1 of 1
Date: 6-29-11

Site Name:
Site Address: Ravenna Army Ammunition Plant, Ravenna, Ohio

Project No: EB-10
Logged By: MH
Reviewed By:
Drilled By:
Driller:
Drilling Method:
Total Depth: 32"
Sampling Method:
Groundwater Depth:
Groundwater Measurement:
TOC Elevation:
Groundwater Elevation:

Depth (Feet)	Interval	% Recovery	Sample ID	PID/FID (ppm)	USCS	Soil Description	Depth (Feet)	Comments
		25"		Ø	SM	Dark brown sandy/silt w/ slag, at 3" & 19". grain size fining toward bottom.		• Push 1 - refusal at 4ft
		7"		Ø	↓			• Push 2 - refusal at 3½ ft
5					CL	Sandy silt & clay. Dark brown w/ some ~~cobbles~~ rock frags	5	
10							10	
15							15	
20							20	
25							25	

PRUDENT TECHNOLOGIES, INC. dba Prudent Environmental Services, Inc

BORING LOG: LL3-414M-08

Sheet: 1 of 1
Date: 6-29-11

Site Name:
Site Address: Ravenna Army Ammunition Plant, Ravenna, Ohio

Project No: EB-10
Logged By: MH
Reviewed By:
Drilled By:
Driller:
Drilling Method:
Total Depth: 16"
Sampling Method:
Groundwater Depth:
Groundwater Measurement:
TOC Elevation:
Groundwater Elevation:

Depth (Feet)	Interval	% Recovery	Sample ID	PID/FID (ppm)	USCS	Soil Description	Depth (Feet)	Comments
		16"		Ø	GC	Grey clays mixed w/ brown/ tan sandy/silt. Mixed slag		Push 1 - refusal at 3ft.
								Push 2 - refusal at 3ft
								Push 3 - refusal at 3ft
5							5	
10							10	
15							15	
20							20	
25							25	

PRUDENT TECHNOLOGIES, INC. dba Prudent Environmental Services Inc

BORING LOG: LL3 - 414M - 07

Sheet: 1 of 1
Date: 6-29-11

Site Name:
Site Address: Ravenna Army Ammunition Plant, Ravenna, Ohio

Project No: EB-10
Logged By: MH
Reviewed By:
Drilled By:
Driller:
Drilling Method:
Total Depth: 22"
Sampling Method:
Groundwater Depth:
Groundwater Measurement:
TOC Elevation:
Groundwater Elevation:

Depth (Feet)	Interval	% Recovery	Sample ID	PID/FID (ppm)	USCS	Soil Description	Depth (Feet)	Comments
	X	22"			GC/SM	lt. brwn sandy fill & layered grey clay. 6" down brwn sandy silt. 16" down grey clay layer ~5". Last ~4" is lt. tan sandy fill w/ ~~slag~~. ~~cobbles~~ rock		·Push 1 - refusal at 1.5ft ·Push 2 - refusal at 2.5 ft
5							5	
10							10	
15							15	
20							20	
25							25	

PRUDENT TECHNOLOGIES, INC. dba Prudent Environmental Services, Inc

BORING LOG: LL3 - 414M - 06

Sheet: 1 of 1
Date: 6-29-11

Site Name:
Site Address: Ravenna Army Ammunition Plant, Ravenna, Ohio

Project No: EB-10
Logged By: MH
Reviewed By:
Drilled By:
Driller:
Drilling Method:
Total Depth: 35"
Sampling Method:
Groundwater Depth:
Groundwater Measurement:
TOC Elevation:
Groundwater Elevation:

Depth (Feet)	Interval	% Recovery	Sample ID	PID/FID (ppm)	USCS	Soil Description	Depth (Feet)	Comments
		13		Ø	GC	Sandy silt w/ gry clay & ~~cobbles~~ rocks. Wood pecies. Sand is dark brwn. Lt. brwn sand grading to silt w/ organics, ~~cobbles~~ rocks & gry clay. At 20"–28" is red/brwn sand (fg). Clay layer at 30". transitioning sand & clay.		Pushed to 7ft
5		22			SM/CL		5	
10							10	
15							15	
20							20	
25							25	

PRUDENT TECHNOLOGIES, INC. dba Prudent Environmental Services, Inc

BORING LOG: LL3-414M-05

Sheet: 1 of 1
Date: 6-29-11

Site Name:
Site Address: Ravenna Army Ammunition Plant, Ravenna, Ohio

Project No: EB-10
Logged By: MH
Reviewed By:
Drilled By:
Driller:
Drilling Method:
Total Depth: 28"
Sampling Method:
Groundwater Depth:
Groundwater Measurement:
TOC Elevation:
Groundwater Elevation:

Depth (Feet)	Interval	% Recovery	Sample ID	PID/FID (ppm)	USCS	Soil Description	Depth (Feet)	Comments
		19"		Ø	GC	poorly sorted silty sand of dark brwn. Layer of lt. brwn sand at 10". Drk brwn clay w/ drd gry slag to ~~19"~~ 26". Gry clay w/ brwn sand 26-28".		· Push 1 - refusal at 3.5 ft
		9"			SM			· Push 2 - refusal at 5.5 ft
					CL			
5							5	
10							10	
15							15	
20							20	
25							25	

PRUDENT TECHNOLOGIES, INC. dba Prudent Environmental Services, Inc

BORING LOG: LL3-414M-04

Sheet: 1 of 1
Date: 6-29-11

Site Name:
Site Address: Ravenna Army Ammunition Plant, Ravenna, Ohio

Project No: EB-10
Logged By: MH
Reviewed By:
Drilled By:
Driller:
Drilling Method:
Total Depth: 42"
Sampling Method:
Groundwater Depth:
Groundwater Measurement:
TOC Elevation:
Groundwater Elevation:

Depth (Feet)	Interval	% Recovery	Sample ID	PID/FID (ppm)	USCS	Soil Description	Depth (Feet)	Comments
		22"			SM	fg sand, brwn w/ gry clay from 5-25" w/ more clay at bottom. wet fg brwn sand 25-42" w/ a layer of grey clay at 38"		Refusal at 6ft
		30"						
5							5	
10							10	
15							15	
20							20	
25							25	

PRUDENT TECHNOLOGIES, INC. dba Prudent Environmental Services Inc

BORING LOG: LL3 - 414M - 03

Sheet: 1 of 1
Date: 6-29-11

Site Name:
Site Address: Ravenna Army Ammunition Plant, Ravenna, Ohio

Project No: EB-10
Logged By: MH
Reviewed By:
Drilled By:
Driller:
Drilling Method:
Total Depth: 45"
Sampling Method:
Groundwater Depth:
Groundwater Measurement:
TOC Elevation:
Groundwater Elevation:

Depth (Feet)	Interval	% Recovery	Sample ID	PID/FID (ppm)	USCS	Soil Description	Depth (Feet)	Comments
5		21" 24"		Ø	GC/SM	vfg brwn & tan sand w/ gry clay mixed in. Layer of slag at 3". Dark red/brwn sand from 16-43". Lt. brwn last 2". Pebbles throughout. Trace organics at 18".	5	Pushed to 6.5 ft
10							10	
15							15	
20							20	
25							25	

PRUDENT TECHNOLOGIES, INC. dba Prudent Environmental Services Inc

BORING LOG: LL3-414M-02

Sheet: 1 of 1
Date: 6-29-11

Site Name:
Site Address: Ravenna Army Ammunition Plant, Ravenna, Ohio

Project No: EB-10
Logged By: MH
Reviewed By:
Drilled By:
Driller:
Drilling Method:
Total Depth: 30"
Sampling Method:
Groundwater Depth:
Groundwater Measurement:
TOC Elevation:
Groundwater Elevation:

Depth (Feet)	Interval	% Recovery	Sample ID	PID/FID (ppm)	USCS	Soil Description	Depth (Feet)	Comments
		12"		Ø	~~SM~~ CL ↓ SM	crushed slag w/ gry clay - 4" transition from gry clay to brown/tan vfg sand at bottom. Brown sandy clay 3-5ft		Refusal at 5ft
		9"						
5							5	
10							10	
15							15	
20							20	
25							25	

PRUDENT TECHNOLOGIES, INC. dba Prudent Environmental Services, Inc

BORING LOG: LL3-414M-01

Sheet: 1 of 1
Date: 6-29-11

Site Name:
Site Address: Ravenna Army Ammunition Plant, Ravenna, Ohio

Project No: EB-10
Logged By: MH
Reviewed By:
Drilled By:
Driller:
Drilling Method:
Total Depth: 37"
Sampling Method:
Groundwater Depth:
Groundwater Measurement:
TOC Elevation:
Groundwater Elevation:

Depth (Feet)	Interval	% Recovery	Sample ID	PID/FID (ppm)	USCS	Soil Description	Depth (Feet)	Comments
		29"		Ø	SM/ CL	crushed slag first 6". Mixed vfg sand of red/ brwn/tan w/ grg clay. ~~Cobbles~~ throughout. rocks		Refusal at 5.5 ft
		8"						
5							5	
10							10	
15							15	
20							20	
25							25	

412M

PRUDENT TECHNOLOGIES, INC. dba Prudent Environmental Services, Inc

BORING LOG: LL3 - ~~413M~~ - 01

Sheet: 1 of 1
Date: 6-30-11

Site Name:
Site Address: Ravenna Army Ammunition Plant, Ravenna, Ohio

Project No: EB-04
Logged By: MH / TH
Reviewed By:
Drilled By:
Driller:
Drilling Method: PUSH PROBE
Total Depth: 18"
Sampling Method: CORE B
Groundwater Depth: N/A
Groundwater Measurement: N/A
TOC Elevation:
Groundwater Elevation: N/A

Depth (Feet)	Interval	% Recovery	Sample ID	PID/FID (ppm)	USCS	Soil Description	Depth (Feet)	Comments
		16"	1-3'	Ø	↑ FILL	3 pushes to 18" 2-push used 6" SANDY MATERIAL w/ GRAVEL 12" MIXED FILL MATERIAL SAND/GRAVEL/CLAY LIGHT BROWN TO FINISH ORANGE MIXED SS TD @ 18"		• Push 1 - refusal at 1.5 ft. • Push 2 - refusal at 1.5 ft ← sampled • Push 3 - refusal at 1.5 ft. 8:20 AM
5							5	
10							10	
15							15	
20							20	
25							25	

PRUDENT TECHNOLOGIES, INC. dba Prudent Environmental Services, Inc

BORING LOG: LL3 412M-Ø2

Sheet: 1 of 1
Date: 6-30-11

Site Name:
Site Address: Ravenna Army Ammunition Plant, Ravenna, Ohio

Project No: EB-04
Logged By: TH
Reviewed By:
Drilled By:
Driller:
Drilling Method: PUSH PROBE
Total Depth: 4'
Sampling Method:
Groundwater Depth: NA
Groundwater Measurement: NA
TOC Elevation:
Groundwater Elevation: N/A

Depth (Feet)	Interval	% Recovery	Sample ID	PID/FID (ppm)	USCS	Soil Description	Depth (Feet)	Comments
	X	24"	1-3'	ϕ	CL	DARK BRN DENSE CLAY (~~SANDY~~ SILTY) TRACE SAND/SILT AT SURFACE @ 22" CRUSH-GRAVEL MATERIAL SUBG-		8:30 AM 1st PUSH 24" 1-3'
	X	12"	4-7'		FILL	FILL MATERIAL - BRICKS, SILT/CLAY BRN - DK BRN MIXED GRAVEL		1st PUSH 8:38 AM 4-7' 12" REC
5					CL	TD @ 4' - SANDY CLAY DK BRN ORANGE - SS	5	2ND PUSH 4-7' 8" REC 3RD PUSH 4-7 <8" REC
10							10	
15							15	
20							20	
25							25	

PRUDENT TECHNOLOGIES, INC. dba Prudent Environmental Services, Inc

BORING LOG: U3 A12M - Ø 3

Sheet: 1 of 1
Date: 6/30/11

Site Name:
Site Address: Ravenna Army Ammunition Plant, Ravenna, Ohio

Project No: EB-94
Logged By: TK
Reviewed By:
Drilled By:
Driller:
Drilling Method: Push Probe
Total Depth: 3'
Sampling Method: Core B
Groundwater Depth: N/A
Groundwater Measurement: N/A
TOC Elevation:
Groundwater Elevation: N/A

Depth (Feet)	Interval	% Recovery	Sample ID	PID/FID (ppm)	USCS	Soil Description	Depth (Feet)	Comments
		28"	1-3'	0	SC	SILTY LOAM SURFACE MATERIAL 6" DK BRN SILTY CLAY GRAVEL (SLAG) 3" SEAM SILTY SAND BRN ORANGE TD @ 28" SS		8:53 AM 1st PUSH REC 1-3' 28" 2nd PUSH REC 1-3' < 28" 3rd PUSH REC 1-3' < 28"
5							5	
10							10	
15							15	
20							20	
25							25	

PRUDENT TECHNOLOGIES, INC. dba Prudent Environmental Services, Inc

BORING LOG: LL3 412M-04

Sheet: 1 of 1
Date: 6-30-11

Site Name:
Site Address: Ravenna Army Ammunition Plant, Ravenna, Ohio

Project No: EA-04
Logged By: TH
Reviewed By:
Drilled By:
Driller:
Drilling Method: Push Probe
Total Depth: ~~4.82'~~ 3.5
Sampling Method: Code B
Groundwater Depth: N/A
Groundwater Measurement: N/A
TOC Elevation:
Groundwater Elevation: N/A

Depth (Feet)	Interval	% Recovery	Sample ID	PID/FID (ppm)	USCS	Soil Description	Depth (Feet)	Comments
		21"	1-3	ø		SANDY LOAM SURFACE 5"		9:05 AM
						GRAVEL / CLAY TAN LSH 10"		1st PUSH - REC
						DK BRN SILTY CLAY		1-4' 29"
		5"	4-7	ø	CL	TURNS TO		
						TAN - ORANGE SILTY SAND		
5						— (NOTED IN WOOD) SILTY CL	5	1st PUSH REC
						TD @ ~~4.0~~ 3.5 SS		4-7' 5"
								2nd PUSH
								4-7' <5"
10							10	3rd PUSH
								4-7' <5"
15							15	
20							20	
25							25	

PRUDENT TECHNOLOGIES, INC. dba Prudent Environmental Services, Inc

BORING LOG: LL3 412M-05

Sheet: 1 of 1
Date: 6-30-11

Site Name:
Site Address: Ravenna Army Ammunition Plant, Ravenna, Ohio

Project No: EB4
Logged By: TH
Reviewed By:
Drilled By:
Driller:
Drilling Method: PUSH PROBE
Total Depth: 4.5
Sampling Method: CORES
Groundwater Depth: N/A
Groundwater Measurement: N/A
TOC Elevation:
Groundwater Elevation: N/A

Depth (Feet)	Interval	% Recovery	Sample ID	PID/FID (ppm)	USCS	Soil Description	Depth (Feet)	Comments
		28"	1-3'	0	CL	SILTY LOAM SURFACE 6"		9:25 AM
						BRN - DK BRN SILTY CLAY		1ST PUSH REC
					FILL	INTER BEDDED SILTY SAND SEAMS & GRAVEL		1-4 42"
		18"	4-7'		CL	BRN SILTY CLAY		
5						TD @ 4.5 SS	5	1ST PUSH REC
								4-7 18"
								2ND PUSH
								4-7 <18"
10							10	3RD
								4-7 <18"
15							15	
20							20	
25							25	

PRUDENT TECHNOLOGIES, INC. dba Prudent Environmental Services, Inc

BORING LOG: LL 3 412M-Ø6

Sheet: 1 of 1
Date: 6-30-11

Site Name:
Site Address: Ravenna Army Ammunition Plant, Ravenna, Ohio

Project No: EB-Ø4
Logged By: TH
Reviewed By:
Drilled By:
Driller:
Drilling Method: PUSH PROBE
Total Depth: 1.5'
Sampling Method: CORE B
Groundwater Depth: N/A
Groundwater Measurement: N/A
TOC Elevation:
Groundwater Elevation: N/A

Depth (Feet)	Interval	% Recovery	Sample ID	PID/FID (ppm)	USCS	Soil Description	Depth (Feet)	Comments
		14"	1-3	Ø		BRN OLIVE - BRN DK SILTY CLAY to CLAY		9:55 AM
						TD @ 1.5' SS TAN-BUFF		1st PUSH REC
								1-3 14"
5							5	2nd PUSH 13"
								3rd PUSH <13"
10							10	
15							15	
20							20	
25							25	

PRUDENT TECHNOLOGIES, INC. dba Prudent Environmental Services Inc

BORING LOG: LL3 412M-Ø7

Sheet: 1 of 1

Date: 6-30-1

Site Name:

Site Address: Ravenna Army Ammunition Plant, Ravenna, Ohio

Project No: EB. ØA

Logged By: MK

Reviewed By:

Drilled By:

Driller:

Drilling Method: PUSH PROBE

Total Depth: 2.5

Sampling Method: LOLEB

Groundwater Depth: N/A

Groundwater Measurement: N/A

TOC Elevation:

Groundwater Elevation: N/A

Depth (Feet)	Interval	% Recovery	Sample ID	PID/FID (ppm)	USCS	Soil Description	Depth (Feet)	Comments
	X	33"	1-3'	Ø	CL	BLK-BRN CLAY 9" GRAVEL SEAM 3" (SLAG) TRANS TO ORANGE BRN TO BRN SILTY CLAY - SANDY CLAY TD @ 2.5' SS		10: 05 am 15 1st PUSH REC 1-3' ~~14"~~ 33" 2nd PUSH REC 1-3' 38" 3rd PUSH < 30" 1-3'
5							5	
10							10	
15							15	
20							20	
25							25	

PRUDENT TECHNOLOGIES, INC. dba Prudent Environmental Services, Inc

BORING LOG: LL3 412M-Ø8

Sheet: 1 of 1
Date: 6-30-11

Site Name:
Site Address: Ravenna Army Ammunition Plant, Ravenna, Ohio

Project No: EB-Ø4
Logged By: TH
Reviewed By:
Drilled By:
Driller:
Drilling Method: PUSH PROBE
Total Depth: 1.5'
Sampling Method: LOGE B
Groundwater Depth: N/A
Groundwater Measurement: N/A
TOC Elevation:
Groundwater Elevation: N/A

Depth (Feet)	Interval	% Recovery	Sample ID	PID/FID (ppm)	USCS	Soil Description	Depth (Feet)	Comments
		30"	1-3'	Ø	CL	SILTY/CLAY LOAM 4" BRN SILTY CLAY TRANS LIGHT BRN/ORANGE SILTY CLAY Interbedded SILTY SEAMS		1Ø: 29mm 1st PUSH 1-3' REC 3Ø" 2ND PUSH 1-3' 28" 3RD PUSH 1-3' < 28"
5						TD @ 1.5' 55 LIGHT BRN SANDSTONE	5	
10							10	
15							15	
20							20	
25							25	

PRUDENT TECHNOLOGIES, INC.
dba Prudent Environmental Services, Inc

BORING LOG: LL 3 4BM-01

Sheet: 1 of 1
Date: 6-30-11

Site Name:
Site Address: Ravenna Army Ammunition Plant, Ravenna, Ohio

Project No: EB-4
Drilled By:
Total Depth: 4.5'
Groundwater Measurement: N/A

Logged By: TH
Driller:
Sampling Method: Core B
TOC Elevation:

Reviewed By:
Drilling Method: Push Probe
Groundwater Depth: N/A
Groundwater Elevation: N/A

Depth (Feet)	Interval	% Recovery	Sample ID	PID/FID (ppm)	USCS	Soil Description	Depth (Feet)	Comments
	X	41"	1-3'	0	CL	LIGHT SILTY CLAY TRANS TO LIGHT GRAY Back to LIGHT ORANGE BRN		11:00 AM 1st Push REC 1-3' 41"
	X	12"	3-5'			Interbedded SS SILTY-SANDY CLAY LIGHT ORANGE-BRN SILTY CLAY		
5							5	1st Push REC 3-7'
						TD @ 4.5' SILTY CLAY		
10							10	
15							15	
20							20	
25							25	

PRUDENT TECHNOLOGIES, INC.
dba Prudent Environmental Services, Inc

BORING LOG: 23 413M - Ø2

Sheet: 1 of 1
Date: 6-30-11

Site Name:
Site Address: Ravenna Army Ammunition Plant, Ravenna, Ohio

Project No: EB-1
Logged By: TM
Reviewed By:
Drilled By:
Driller:
Drilling Method: Push Probe
Total Depth: 18'
Sampling Method: Clear B
Groundwater Depth: N/A
Groundwater Measurement: N/A
TOC Elevation: N/A
Groundwater Elevation: N/A

Depth (Feet)	Interval	% Recovery	Sample ID	PID/FID (ppm)	USCS	Soil Description	Depth (Feet)	Comments
		18"	1-3'	Ø	CL	CLAY - TRANSH ORANGE TRANS TO a SILTY CLAY TO SANDY STONE TD @ 1.5' SS		10:31 AM 1st Posit 1-3' REC 8" 2nd Posit 1-3' REC 18" 3rd Posit 1-3' REC < 18"
5							5	
10							10	
15							15	
20							20	
25							25	

PRUDENT TECHNOLOGIES, INC. dba Prudent Environmental Services Inc

BORING LOG: LL 3 413M-P3

Sheet: 1 of 1
Date: 6-30-11

Site Name:
Site Address: Ravenna Army Ammunition Plant, Ravenna, Ohio

Project No: EB-4
Drilled By:
Total Depth: 6.5'
Groundwater Measurement: N/A

Logged By: TH
Driller:
Sampling Method: CORE B
TOC Elevation: N/A

Reviewed By:
Drilling Method: Push Probe
Groundwater Depth: N/A
Groundwater Elevation: N/A

Depth (Feet)	Interval	% Recovery	Sample ID	PID/FID (ppm)	USCS	Soil Description	Depth (Feet)	Comments
		31"	1-3'	0	Fill	BRN - SILTY CLAY MIXED SAND GRAVEL & CLAY (SUBG)		12:00 REC 1st Push 31' 1-5
			3-5'					1st Push REC 12:02
5		16"	5-7'	0	CL	OCHRE BRN SILTY CLAY w/ Inter-Mixed Gravel (MOSTLY CLAY SILT/SAND(FINE))	5	5-7 16"
						TD 6.5'		
10							10	
15							15	
20							20	
25							25	

PRUDENT TECHNOLOGIES, INC. dba Prudent Environmental Services, Inc

BORING LOG: LL3 413M-04

Sheet: 1 of 1
Date: 6-30-11

Site Name:
Site Address: Ravenna Army Ammunition Plant, Ravenna, Ohio

Project No: EB-9
Logged By: TH
Reviewed By:
Drilled By:
Driller:
Drilling Method: Push Probe
Total Depth: 5.0'
Sampling Method: Core B
Groundwater Depth: N/A
Groundwater Measurement: N/A
TOC Elevation: N/A
Groundwater Elevation: N/A

Depth (Feet)	Interval	% Recovery	Sample ID	PID/FID (ppm)	USCS	Soil Description	Depth (Feet)	Comments
		50"	1-3' 3-5'	Ø	~~CL~~ FILL CL	LIGHT BRN SILTY CLAY DENSE Interbedded SILTY SEAMS LAST 6" SILTY/SANDY CLAY W/ SANDSTONE TD @ 5.0' SS		12:12 1st PUSH 1-5' REC 36" 2nd PUSH 1-5' 56"
5							5	
10							10	
15							15	
20							20	
25							25	

PRUDENT TECHNOLOGIES, INC. dba Prudent Environmental Services, Inc

BORING LOG: LL3 413M – Ø5

Sheet: 1 of 1
Date: 6-30-11

Site Name:
Site Address: Ravenna Army Ammunition Plant, Ravenna, Ohio

Project No: EB-4
Logged By: TH
Reviewed By:
Drilled By:
Driller:
Drilling Method: Push Probe
Total Depth: 3'
Sampling Method: Core B
Groundwater Depth: N/A
Groundwater Measurement: N/A
TOC Elevation: N/A
Groundwater Elevation: N/A

Depth (Feet)	Interval	% Recovery	Sample ID	PID/FID (ppm)	USCS	Soil Description	Depth (Feet)	Comments
		32"	1-3'	Ø	CL	LBRN SILTY CLAY TRANS TO LIGHT BRN w/ SOME SANDY GRAVEL @ 3Ø"		1:38 pm
					Fill			1st Push LEC. 1-5' 3'
					CL	TD @ 3' SANDY CLAY		2nd Push 1-5' 3.5'
5							5	3rd 1-5' < 3'
10							10	
15							15	
20							20	
25							25	

PRUDENT TECHNOLOGIES, INC.
dba Prudent Environmental Services, Inc

BORING LOG: LL3 413M-Ø6

Sheet: 1 of 1
Date: 6-30-11

Site Name:
Site Address: Ravenna Army Ammunition Plant, Ravenna, Ohio

Project No: EB-4
Drilled By:
Total Depth:
Groundwater Measurement: N/A

Logged By: TH
Driller:
Sampling Method: CORE B
TOC Elevation: N/A

Reviewed By:
Drilling Method: Push Probe
Groundwater Depth: N/A
Groundwater Elevation: N/A

Depth (Feet)	Interval	% Recovery	Sample ID	PID/FID (ppm)	USCS	Soil Description	Depth (Feet)	Comments
		38"	1-3'	Ø	Fill	BRN TO DK BRN SILTY CLAY SANDY SILT SEAM AT 28" TRANS BACK TO TO BRNISH ORANGE SILTY CLAY		1: 50 ppm 1st push REC 1-5' 3.2' 2nd push REC 1-5' 3.0'
					CL			
5						TD @ 3.2'	5	
10							10	
15							15	
20							20	
25							25	

PRUDENT TECHNOLOGIES, INC. dba Prudent Environmental Services, Inc

BORING LOG: LL3 413M-07

Sheet: 1 of 1
Date: 6-30-11

Site Name:
Site Address: Ravenna Army Ammunition Plant, Ravenna, Ohio

Project No: EB-1
Drilled By:
Total Depth: 3.0'
Groundwater Measurement: N/A

Logged By: TH
Driller:
Sampling Method: COLE B
TOC Elevation: N/A

Reviewed By:
Drilling Method: Push Probe
Groundwater Depth: N/A
Groundwater Elevation: N/A

Depth (Feet)	Interval	% Recovery	Sample ID	PID/FID (ppm)	USCS	Soil Description	Depth (Feet)	Comments
		36"	1-3	Ø	FILL	BRN - DK BRN SILTY CLAY 12"-18" WOOD MIXED w/ GRAVEL (SLAG) SANDS & SILT MATERIAL		1:58 pm 1ST PUSH REC 1-5' 36"
					CL	FOLLOWED BY SS DK BLK ORGANIC SILTY CLAY		
5						TD @ 3.0	5	2ND PUSH REC 1-5' 32"
								3RD PUSH REC 1-5' < 32"
10							10	
15							15	
20							20	
25							25	

PRUDENT TECHNOLOGIES, INC. dba Prudent Environmental Services, Inc

BORING LOG: LL3 413M-08

Sheet: 1 of 1
Date: 6-30-4

Site Name:
Site Address: Ravenna Army Ammunition Plant, Ravenna, Ohio

Project No: FB-4
Logged By: TLH
Reviewed By:
Drilled By:
Driller:
Drilling Method: Push Probe
Total Depth:
Sampling Method: Core B
Groundwater Depth: N/A
Groundwater Measurement: N/A
TOC Elevation: N/A
Groundwater Elevation: N/A

Depth (Feet)	Interval	% Recovery	Sample ID	PID/FID (ppm)	USCS	Soil Description	Depth (Feet)	Comments
		36	1-3	0	FILL	BRN - DK BRN SILTY CLAY GRAVEL (SLAG) SILTY/SAND TRANS TO DK BRNISH RED SILTY CLAY TD@ 3.0'		2:14 pm
								1st Push 1-5' Rec 3.0'
5							5	2nd Push 1-5' Rec 3.0'
								3rd Push 1-5 Rec 3.0'
10							10	
15							15	
20							20	
25							25	

PRUDENT TECHNOLOGIES, INC.
dba Prudent Environmental Services, Inc

BORING LOG: LL2 514M-01

Sheet: 1 of 1
Date: 6-30-11

Site Name:
Site Address: Ravenna Army Ammunition Plant, Ravenna, Ohio

Project No: DB.4A
Drilled By:
Total Depth: 7'
Groundwater Measurement: NA

Logged By: TH
Driller:
Sampling Method: CORE B
TOC Elevation:

Reviewed By:
Drilling Method: Push Probe
Groundwater Depth: N/A
Groundwater Elevation: N/A

Depth (Feet)	Interval	% Recovery	Sample ID	PID/FID (ppm)	USCS	Soil Description	Depth (Feet)	Comments
		45"	1-3'	0	Fill	GRAVEL & SAND		3:35 pm
						BRN-TANISH TRANS TO BRN ORANGE SILTY CLAY		
			3-5'		CL	SMALL GRAVEL SEAM (SLAG)		
5		19"	5-7'			" TRANS TO GRAY SILTY CLAY	5	
						TD @ 7'		
10							10	
15							15	
20							20	
25							25	

PRUDENT TECHNOLOGIES, INC.
dba Prudent Environmental Services, Inc

BORING LOG: LL~~3~~ 2 5HM-Ø2

Sheet: 1 of 1
Date: 6-30-11

Site Name:
Site Address: Ravenna Army Ammunition Plant, Ravenna, Ohio

Project No: DB-4A
Drilled By:
Total Depth: 7'
Groundwater Measurement: N/A

Logged By: TH
Driller:
Sampling Method: CORE B
TOC Elevation:

Reviewed By:
Drilling Method: PUSH PROBE
Groundwater Depth: N/A
Groundwater Elevation: N/A

Depth (Feet)	Interval	% Recovery	Sample ID	PID/FID (ppm)	USCS	Soil Description	Depth (Feet)	Comments
		26"	1-3' 3-5'	Ø	Fill	GRAVEL/SAND SILTY CLAY BRN-TANISH SILTY CLAY		1st push 1-5' REC 23"
						BRN-ORANGE ~~TO GRAY~~ SILTY CLAY VERY WET 14" TRANS TO LT GRAY SILTY CLAY		2nd push 1-5' REC ✓ 26"
5		21"	5-7'		CL		5	3rd Push 1-5' REC 25"
						TD @ 7'		
10							10	
15							15	
20							20	
25							25	

PRUDENT TECHNOLOGIES, INC. dba Prudent Environmental Services, Inc

BORING LOG: LL2 SIAM-Ø3

Sheet: 1 of 1
Date: 6-20-11

Site Name:
Site Address: Ravenna Army Ammunition Plant, Ravenna, Ohio

Project No: DB-9A
Logged By: TH
Reviewed By:
Drilled By:
Driller:
Drilling Method: Posi Probe
Total Depth: 7'
Sampling Method: Core B
Groundwater Depth: N/A
Groundwater Measurement: N/a
TOC Elevation:
Groundwater Elevation: N/A

Depth (Feet)	Interval	% Recovery	Sample ID	PID/FID (ppm)	USCS	Soil Description	Depth (Feet)	Comments
		57"	1-3'	Ø		LT BRN (TAN SH) SILTY CLAY DENSE VERY PLATY		
			3-5'					
5		24"				LT BRN (ORANGE) SILTY CLAY	5	
						TD @ 7'		
10							10	
15							15	
20							20	
25							25	

PRUDENT TECHNOLOGIES, INC. dba Prudent Environmental Services, Inc

BORING LOG: LL32 514M-04

Sheet: 1 of 1
Date: 6-30-11

Site Name:
Site Address: Ravenna Army Ammunition Plant, Ravenna, Ohio

Project No: DB-4A
Logged By: TH
Reviewed By:
Drilled By:
Driller:
Drilling Method: Push Probe
Total Depth: 7'
Sampling Method: Core B
Groundwater Depth: N/A
Groundwater Measurement: N/A
TOC Elevation:
Groundwater Elevation: N/A

Depth (Feet)	Interval	% Recovery	Sample ID	PID/FID (ppm)	USCS	Soil Description	Depth (Feet)	Comments
			1-3'	ϕ	CL	GRAY SILTY CLAY		
		57"	3-5'		CL			
5		24"	5-7'		CL	BRN SAT - SILTY CLAY @ TRANS TO GRAY SILTY CLAY SAT	5	
						TD @ 7'		
10							10	
15							15	
20							20	
25							25	

Ø5

PRUDENT TECHNOLOGIES, INC. dba Prudent Environmental Services, Inc

BORING LOG: LL2-514A-~~Ø4~~

Sheet: 1 of 1
Date: 7-1-11

Site Name:
Site Address: Ravenna Army Ammunition Plant, Ravenna, Ohio

Project No: DB-4A
Logged By: MH
Reviewed By:
Drilled By:
Driller:
Drilling Method:
Total Depth: 8011
Sampling Method:
Groundwater Depth:
Groundwater Measurement: N/A
TOC Elevation:
Groundwater Elevation:

Depth (Feet)	Interval	% Recovery	Sample ID	PID/FID (ppm)	USCS	Soil Description	Depth (Feet)	Comments
	X	56"	1-3'	Ø	CL	Brown/Gray silty clay		
			3-5'		CL			
5	X	24"	5-7'		CL		5	
10							10	
15							15	
20							20	
25							25	

PRUDENT TECHNOLOGIES, INC. dba Prudent Environmental Services, Inc

BORING LOG: LL2 - 514M - Ø6

Sheet: 1 of 1
Date: 7-1-11

Site Name:
Site Address: Ravenna Army Ammunition Plant, Ravenna, Ohio

Project No: DB-4A
Logged By: MH
Reviewed By:
Drilled By:
Driller:
Drilling Method:
Total Depth: 81"
Sampling Method:
Groundwater Depth:
Groundwater Measurement:
TOC Elevation:
Groundwater Elevation:

Depth (Feet)	Interval	% Recovery	Sample ID	PID/FID (ppm)	USCS	Soil Description	Depth (Feet)	Comments
		57"		Ø	CL	Brown/Gray Silty Clay Gravel at ~25" Sandstone at ~40" layer		
					CL			
5		24"			CL		5	
10							10	
15							15	
20							20	
25							25	

PRUDENT TECHNOLOGIES, INC. dba Prudent Environmental Services, Inc

BORING LOG: LL2-514M-07

Sheet: 1 of 1
Date: 7.1.11

Site Name:
Site Address: Ravenna Army Ammunition Plant, Ravenna, Ohio

Project No: DB-4A
Logged By: MH
Reviewed By:
Drilled By:
Driller:
Drilling Method:
Total Depth: 81"
Sampling Method:
Groundwater Depth:
Groundwater Measurement:
TOC Elevation:
Groundwater Elevation:

Depth (Feet)	Interval	% Recovery	Sample ID	PID/FID (ppm)	USCS	Soil Description	Depth (Feet)	Comments
		57"			CL	Same brown/grey clay/silt w/ some gravel & rock. Sandstone seam at 25"		
					CL			
5		24"			CL	gravel ends ~60"	5	
10							10	
15							15	
20							20	
25							25	

PRUDENT TECHNOLOGIES, INC. dba Prudent Environmental Services, Inc

BORING LOG: LL2-514M-08

Sheet: 1 of 1
Date: 7-1-11

Site Name:
Site Address: Ravenna Army Ammunition Plant, Ravenna, Ohio

Project No: DB-4A
Logged By: MH
Reviewed By:
Drilled By:
Driller:
Drilling Method:
Total Depth: 80"
Sampling Method:
Groundwater Depth:
Groundwater Measurement:
TOC Elevation:
Groundwater Elevation:

Depth (Feet)	Interval	% Recovery	Sample ID	PID/FID (ppm)	USCS	Soil Description	Depth (Feet)	Comments
		56"		Ø	CL	brown/gray silty clay Gravel in first 12" Trace gravel through first		
					CL	few ft.		
5		24"			CL	wet 56-60" very dry 60-67" random trace gravel throughout.	5	
10							10	
15							15	
20							20	
25							25	

515M

PRUDENT TECHNOLOGIES, INC. dba Prudent Environmental Services, Inc

BORING LOG: LL2 - ~~SMM~~ - Ø8

Sheet: 1 of 1
Date: 7-1-11

Site Name:
Site Address: Ravenna Army Ammunition Plant, Ravenna, Ohio

Project No: DB-4A
Logged By: MH
Reviewed By:
Drilled By:
Driller:
Drilling Method:
Total Depth: 59"
Sampling Method:
Groundwater Depth:
Groundwater Measurement:
TOC Elevation:
Groundwater Elevation:

Depth (Feet)	Interval	% Recovery	Sample ID	PID/FID (ppm)	USCS	Soil Description	Depth (Feet)	Comments
		35"		Ø	GC	Silty sand w/ lg. ~~cobbles~~ rock frags & slag 0-10". Brown		
					GP	10-23" slag w/ brown/gry clay		
5		24"			CL	23-35" wet silty clay, brown - gry.	5	
					CL	35-43" gry shale all broken up w/ gry clay transitioning to wet gry/brown clay w/ trace gravel		
10							10	
15							15	
20							20	
25							25	

PRUDENT TECHNOLOGIES, INC. dba Prudent Environmental Services Inc

BORING LOG: LL2-515M-01

Sheet: 1 of 1
Date: 7-1-11

Site Name:
Site Address: Ravenna Army Ammunition Plant, Ravenna, Ohio

Project No: DB-4A
Logged By: MH
Reviewed By:
Drilled By:
Driller:
Drilling Method:
Total Depth: 75"
Sampling Method:
Groundwater Depth:
Groundwater Measurement:
TOC Elevation:
Groundwater Elevation:

Depth (Feet)	Interval	% Recovery	Sample ID	PID/FID (ppm)	USCS	Soil Description	Depth (Feet)	Comments
		57"		Ø	CL	silty clay, brwn/gry w/ trace gravel		
					ML	57-68" clayey silt w/ red/brwn color. wet		
5		18"			CL	68-75" silty clay gry	5	
10							10	
15							15	
20							20	
25							25	

PRUDENT TECHNOLOGIES, INC. dba Prudent Environmental Services, Inc

BORING LOG: LL2-515M-07

Sheet: 1 of 1
Date: 7-1-11

Site Name:
Site Address: Ravenna Army Ammunition Plant, Ravenna, Ohio

Project No: DB-4A
Logged By: MH
Reviewed By:
Drilled By:
Driller:
Drilling Method:
Total Depth: 31"
Sampling Method:
Groundwater Depth:
Groundwater Measurement:
TOC Elevation:
Groundwater Elevation:

Depth (Feet)	Interval	% Recovery	Sample ID	PID/FID (ppm)	USCS	Soil Description	Depth (Feet)	Comments
		31"		Ø	CL/GC	brown/grey silty clay w/ some sand & gravel. very gravely at 20" w/ timber. rotating clay & gravel to 27" → wet grey silty clay w/ some gravel.		· Push 1 - refusal at 2ft. · Push 2 - refusal at 2ft. · Push 3 - refusal at 3ft. ← sampled
5							5	
10							10	
15							15	
20							20	
25							25	

PRUDENT TECHNOLOGIES, INC.
dba Prudent Environmental Services, Inc

BORING LOG: LL2 - 515M - Ø2

Sheet: 1 of 1
Date: 7·1·11

Site Name:
Site Address: Ravenna Army Ammunition Plant, Ravenna, Ohio

Project No: DB-4A
Logged By: MH
Reviewed By:
Drilled By:
Driller:
Drilling Method:
Total Depth: 59"
Sampling Method:
Groundwater Depth:
Groundwater Measurement:
TOC Elevation:
Groundwater Elevation:

Depth (Feet)	Interval	% Recovery	Sample ID	PID/FID (ppm)	USCS	Soil Description	Depth (Feet)	Comments
		42"			CL	brown/grey silty clay w/ some sand. trace gravel throughout.		~~Push 1 - refusal at 2ft.~~
					CL	gravel/ ~~cobble seam~~ rock frag at 12" - 20"		
5		17"			CL	same clay as above w/ gravel & cobbles at last 10".	5	
10							10	
15							15	
20							20	
25							25	

PRUDENT TECHNOLOGIES, INC. dba Prudent Environmental Services, Inc

BORING LOG: LL2-515M-06

Sheet: 1 of 1
Date: 7-1-11

Site Name:
Site Address: Ravenna Army Ammunition Plant, Ravenna, Ohio

Project No: DB-41A
Logged By: MH
Reviewed By:
Drilled By:
Driller:
Drilling Method:
Total Depth: 64"
Sampling Method:
Groundwater Depth:
Groundwater Measurement:
TOC Elevation:
Groundwater Elevation:

Depth (Feet)	Interval	% Recovery	Sample ID	PID/FID (ppm)	USCS	Soil Description	Depth (Feet)	Comments
		40"			GM	brown clayey silt w/ slag rock to 20". 20-30" is crushed slag & slag rock		
5		24"				30-32" is very dark & wet clay w/ gravel	5	
					CL	32-40" brown silty clay		
						same clay 40-64" rocks w/ some gravel/~~cobbles~~		
10							10	
15							15	
20							20	
25							25	

PRUDENT TECHNOLOGIES, INC.
dba Prudent Environmental Services Inc

BORING LOG: LL2-515M-Ø3

Sheet: 1 of 1
Date: 7-6-11

Site Name:
Site Address: Ravenna Army Ammunition Plant, Ravenna, Ohio

Project No: DB-4A
Logged By: MH
Reviewed By:
Drilled By:
Driller:
Drilling Method:
Total Depth: 80'
Sampling Method:
Groundwater Depth:
Groundwater Measurement:
TOC Elevation:
Groundwater Elevation:

Depth (Feet)	Interval	% Recovery	Sample ID	PID/FID (ppm)	USCS	Soil Description	Depth (Feet)	Comments
		56"		Ø	CL	Brown/Gray Clay w/ silt		
					ML	More silt 3-5ft. w/ trace rocks ~~cobbles~~		
5		24"			CL/GM/GC	Brown silty clay & clayey silt w/ gravel	5	
10							10	
15							15	
20							20	
25							25	

PRUDENT TECHNOLOGIES, INC. dba Prudent Environmental Services, Inc

BORING LOG: LL2-515M-Ø5

Sheet: 1 of 1
Date: 7-1-11

Site Name:
Site Address: Ravenna Army Ammunition Plant, Ravenna, Ohio

Project No: DB-41A
Logged By: MH
Reviewed By:
Drilled By:
Driller:
Drilling Method:
Total Depth: 60"
Sampling Method:
Groundwater Depth:
Groundwater Measurement:
TOC Elevation:
Groundwater Elevation:

Depth (Feet)	Interval	% Recovery	Sample ID	PID/FID (ppm)	USCS	Soil Description	Depth (Feet)	Comments
		36"			SC	Alternating sand/silty clays of brown & gray from 0-12". 12-30" crushed slag & slag rock. trace organics		
5		24"			GM	30-33" very dark brown wet clay w/ gravel.	5	
					CL	33-36" brown clay		
						brown/gray clay w/ trace gravel 36-60"		
10							10	
15							15	
20							20	
25							25	

PRUDENT TECHNOLOGIES, INC. dba Prudent Environmental Services, Inc

BORING LOG: LL2 - 515M - 04

Sheet: 1 of 1
Date: 7.1.11

Site Name:
Site Address: Ravenna Army Ammunition Plant, Ravenna, Ohio

Project No: DB-4A
Logged By: MH
Reviewed By:
Drilled By:
Driller:
Drilling Method:
Total Depth: 59"
Sampling Method:
Groundwater Depth:
Groundwater Measurement:
TOC Elevation:
Groundwater Elevation:

Depth (Feet)	Interval	% Recovery	Sample ID	PID/FID (ppm)	USCS	Soil Description	Depth (Feet)	Comments
		35"		Ø	CL	brown/gray silty clay to 18"		
						slag from 18 - 23"		
5		29"			CL	brown/gray silty clay w/ trace timber 23 - 35".	5	
					CL	silty/~~sandy~~ clay mostly green w/some gravel & trace organics		
					CH	dense clay of high plasticity w/ some ~~cobbles~~ rock frags 38 - 59"		
10							10	
15							15	
20							20	
25							25	

PRUDENT TECHNOLOGIES, INC.
dba Prudent Environmental Services, Inc

BORING LOG: LL2 - 51DM - 08

Sheet: 1 of 1
Date: 7-1-11

Site Name:
Site Address: Ravenna Army Ammunition Plant, Ravenna, Ohio

Project No: DB-4
Logged By: MH
Reviewed By:
Drilled By:
Driller:
Drilling Method:
Total Depth: 68"
Sampling Method:
Groundwater Depth:
Groundwater Measurement:
TOC Elevation:
Groundwater Elevation:

Depth (Feet)	Interval	% Recovery	Sample ID	PID/FID (ppm)	USCS	Soil Description	Depth (Feet)	Comments
		44"		Ø	CL	4. brown & gry silty clay w/ gravel & rubble debris 1-3ft		
5		27"				3-5 ft brown & gry silty clay	5	
						5-7ft " " w/ trace gravel		
10							10	
15							15	
20							20	
25							25	

PRUDENT TECHNOLOGIES, INC. dba Prudent Environmental Services, Inc

BORING LOG: LL2-513M-07

Sheet: 1 of 1
Date: 7-1-11

Site Name:
Site Address: Ravenna Army Ammunition Plant, Ravenna, Ohio

Project No: DB-4
Logged By: MH
Reviewed By:
Drilled By:
Driller:
Drilling Method:
Total Depth: 73"
Sampling Method:
Groundwater Depth:
Groundwater Measurement:
TOC Elevation:
Groundwater Elevation:

Depth (Feet)	Interval	% Recovery	Sample ID	PID/FID (ppm)	USCS	Soil Description	Depth (Feet)	Comments
		42"		Ø	CL	brown/gray silty clay gravel/rubble at 20" & 50"		
5		24"					5	
10							10	
15							15	
20							20	
25							25	

PRUDENT TECHNOLOGIES, INC.
dba Prudent Environmental Services, Inc.

BORING LOG: LL2-513M-06

Sheet: 1 of 1
Date: 7.11

Site Name:
Site Address: Ravenna Army Ammunition Plant, Ravenna, Ohio

Project No: DB-4
Drilled By:
Total Depth: 31"
Groundwater Measurement:

Logged By: MH
Driller:
Sampling Method:
TOC Elevation:

Reviewed By:
Drilling Method:
Groundwater Depth:
Groundwater Elevation:

Depth (Feet)	Interval	% Recovery	Sample ID	PID/FID (ppm)	USCS	Soil Description	Depth (Feet)	Comments
		31"		Ø	CL	Brown/gray silty clay hit slag gravel at 5ft.		Pushed 3X & hit refusal at 5ft.
5							5	
10							10	
15							15	
20							20	
25							25	

PRUDENT TECHNOLOGIES, INC.
dba Prudent Environmental Services, Inc

BORING LOG: LL2-513M-05

Sheet: 1 of 1
Date: 7.1.11

Site Name:
Site Address: Ravenna Army Ammunition Plant, Ravenna, Ohio

Project No: DB-4
Logged By: MH
Reviewed By:
Drilled By:
Driller:
Drilling Method:
Total Depth: 7'4"
Sampling Method:
Groundwater Depth:
Groundwater Measurement:
TOC Elevation:
Groundwater Elevation:

Depth (Feet)	Interval	% Recovery	Sample ID	PID/FID (ppm)	USCS	Soil Description	Depth (Feet)	Comments
	X	50%		Ø	CL	Same brown/gray silty clay w/ some gravel. Fe rich.		
5	X	2'4"					5	
10							10	
15							15	
20							20	
25							25	

PRUDENT TECHNOLOGIES, INC. dba Prudent Environmental Services, Inc

BORING LOG: LL2 - SB3M - 04

Sheet: 1 of 1
Date: 7-1-11

Site Name:
Site Address: Ravenna Army Ammunition Plant, Ravenna, Ohio

Project No: DB-4
Logged By: MH
Reviewed By:
Drilled By:
Driller:
Drilling Method:
Total Depth: 74"
Sampling Method:
Groundwater Depth:
Groundwater Measurement:
TOC Elevation:
Groundwater Elevation:

Depth (Feet)	Interval	% Recovery	Sample ID	PID/FID (ppm)	USCS	Soil Description	Depth (Feet)	Comments
		50"		Ø	CL	brown/grey silty clay. Fe rich very gravelly 45-50"		
5		24"				same 5-7ft silty clay w/ trace gravel.	5	
10							10	
15							15	
20							20	
25							25	

PRUDENT TECHNOLOGIES, INC.
dba Prudent Environmental Services Inc

BORING LOG: LL2-513M-03

Sheet: 1 of 1
Date: 7-1-11

Site Name:
Site Address: Ravenna Army Ammunition Plant, Ravenna, Ohio

Project No: DB-4
Logged By: MH
Reviewed By:
Drilled By:
Driller:
Drilling Method:
Total Depth: 8"
Sampling Method:
Groundwater Depth:
Groundwater Measurement:
TOC Elevation:
Groundwater Elevation:

Depth (Feet)	Interval	% Recovery	Sample ID	PID/FID (ppm)	USCS	Soil Description	Depth (Feet)	Comments
	X	8"				Gravel fill. Very wet		Pushed 3X. To much water to get a good sample
5							5	
10							10	
15							15	
20							20	
25							25	

PRUDENT TECHNOLOGIES, INC. dba Prudent Environmental Services, Inc

BORING LOG: LL2-513M-02

Sheet: 1 of 1
Date: 7-1-11

Site Name:
Site Address: Ravenna Army Ammunition Plant, Ravenna, Ohio

Project No: DB-4
Logged By: MH
Reviewed By:
Drilled By:
Driller:
Drilling Method:
Total Depth: 12"
Sampling Method:
Groundwater Depth:
Groundwater Measurement:
TOC Elevation:
Groundwater Elevation:

Depth (Feet)	Interval	% Recovery	Sample ID	PID/FID (ppm)	USCS	Soil Description	Depth (Feet)	Comments
	X	12"			CL	silty clay		Poor recovery. Pushed 3X w/ very little material due to compact gravel.
5							5	
10							10	
15							15	
20							20	
25							25	

PRUDENT TECHNOLOGIES, INC. dba Prudent Environmental Services, Inc

BORING LOG: LL3 - SB3M - 01

Sheet: 1 of 1
Date: 7-6-11

Site Name:
Site Address: Ravenna Army Ammunition Plant, Ravenna, Ohio

Project No: DB-4
Logged By: MH
Reviewed By:
Drilled By:
Driller:
Drilling Method:
Total Depth: 6 2''
Sampling Method:
Groundwater Depth:
Groundwater Measurement:
TOC Elevation:
Groundwater Elevation:

Depth (Feet)	Interval	% Recovery	Sample ID	PID/FID (ppm)	USCS	Soil Description	Depth (Feet)	Comments
		38''		Ø	CL	Gray/brown silty clay w/ gravel. 18'' crushed gravel seam.		
5		24''				5-7ft was very wet brown silty clay w/gravel.	5	
10							10	
15							15	
20							20	
25							25	

PRUDENT TECHNOLOGIES, INC. dba Prudent Environmental Services, Inc

BORING LOG: LL2-412-07

Sheet: 1 of 1
Date: 7/01/2011

Site Name:
Site Address: Ravenna Army Ammunition Plant, Ravenna, Ohio

Project No:
Logged By: AUM
Reviewed By:
Drilled By:
Driller:
Drilling Method:
Total Depth:
Sampling Method:
Groundwater Depth:
Groundwater Measurement:
TOC Elevation:
Groundwater Elevation:

Depth (Feet)	Interval	% Recovery	Sample ID	PID/FID (ppm)	USCS	Soil Description	Depth (Feet)	Comments
		56in.		Ø		brown to dark brown/clay silty clay sand seam @ ~20inch. Then brown to orange silty clay.		2:56pm
5		24		Ø		silty brown to orange clay. Sand/rock seam @ ~1 foot from end.	5	
10							10	
15							15	
20							20	
25							25	

PRUDENT TECHNOLOGIES, INC.
dba Prudent Environmental Services, Inc

BORING LOG: LL2-412-02

Sheet: 1 of 1
Date: 7-01-2011

Site Name:
Site Address: Ravenna Army Ammunition Plant, Ravenna, Ohio

Project No:
Drilled By:
Total Depth:
Groundwater Measurement:

Logged By: AUM
Driller:
Sampling Method:
TOC Elevation:

Reviewed By:
Drilling Method:
Groundwater Depth:
Groundwater Elevation:

Depth (Feet)	Interval	% Recovery	Sample ID	PID/FID (ppm)	USCS	Soil Description	Depth (Feet)	Comments
	X	30		Ø	CL	silty clay with a rock seam ~10 in. from end. Gravel + trace rocks ~~thru out.~~ in first ~1 to 1.5 feet. Clay is gray to brown + terminates on slag.		2:58pm pushed to 2.5 feet X3
5							5	
10							10	
15							15	
20							20	
25							25	

PRUDENT TECHNOLOGIES, INC.
dba Prudent Environmental Services Inc

BORING LOG: LL2-412-03

Sheet: 1 of 1
Date:

Site Name:
Site Address: Ravenna Army Ammunition Plant, Ravenna, Ohio

Project No:
Drilled By:
Total Depth:
Groundwater Measurement:

Logged By: ALM
Driller:
Sampling Method:
TOC Elevation:

Reviewed By:
Drilling Method:
Groundwater Depth:
Groundwater Elevation:

Depth (Feet)	Interval	% Recovery	Sample ID	PID/FID (ppm)	USCS	Soil Description	Depth (Feet)	Comments
								3:05pm
		56"		Ø	CL	Gray to orange clay with some silt. ~8in. from end is sand seam, At ~18 in. from end is rock seam.		Refusal at 5.5-feet 1st push
5		24in.		Ø	SM/CL	Top ~1.5-feet is yellow to tan sand + sandstone with little silt then fines with depth to clay-brown in color.	5	2nd push < 5ft. 3rd < 5 ft. 4th to 17 feet
10							10	
15							15	
20							20	
25							25	

PRUDENT TECHNOLOGIES, INC. dba Prudent Environmental Services, Inc

BORING LOG: LL2-412-06

Sheet: 1 of 1

Date:

Site Name:

Site Address: Ravenna Army Ammunition Plant, Ravenna, Ohio

Project No:

Logged By:

Reviewed By:

Drilled By:

Driller:

Drilling Method:

Total Depth:

Sampling Method:

Groundwater Depth:

Groundwater Measurement:

TOC Elevation:

Groundwater Elevation:

Depth (Feet)	Interval	% Recovery	Sample ID	PID/FID (ppm)	USCS	Soil Description	Depth (Feet)	Comments
								3.10pm
	X	26in.		Ø	CL	brown silty clay & gravel. Last ~6in. is very silty clay - moist and dark gray.		Refusal at 4 feet - 1st push
5							5	2nd push @ < 4ft, 3rd < 4ft.
10							10	
15							15	
20							20	
25							25	

PRUDENT TECHNOLOGIES, INC. dba Prudent Environmental Services, Inc

BORING LOG: LL2-412-01

Sheet: 1 of 1
Date: 7/01/2011

Site Name:
Site Address: Ravenna Army Ammunition Plant, Ravenna, Ohio

Project No:
Drilled By:
Total Depth:
Groundwater Measurement:

Logged By: ACM
Driller:
Sampling Method:
TOC Elevation:

Reviewed By:
Drilling Method:
Groundwater Depth:
Groundwater Elevation:

Depth (Feet)	Interval	% Recovery	Sample ID	PID/FID (ppm)	USCS	Soil Description	Depth (Feet)	Comments
		42		∅	CL/SC	Dense brown clay with slag @ 1.5 feet from top. Last ~8in. is sandstone.		
5		18in			CL	grey silty clay moist	5	
10							10	
15							15	
20							20	
25							25	

PRUDENT TECHNOLOGIES, INC. dba Prudent Environmental Services, Inc

BORING LOG: LL2-412-08

Sheet: 1 of 1
Date: 7/01/2011

Site Name:
Site Address: Ravenna Army Ammunition Plant, Ravenna, Ohio

Project No:
Logged By:
Reviewed By:
Drilled By:
Driller:
Drilling Method:
Total Depth:
Sampling Method:
Groundwater Depth:
Groundwater Measurement:
TOC Elevation:
Groundwater Elevation:

Depth (Feet)	Interval	% Recovery	Sample ID	PID/FID (ppm)	USCS	Soil Description	Depth (Feet)	Comments
		4/6in.		Ø	CL	organic debris + gravel 1st 8in. then sandstone + sand. ~8in. 6in. from end is timber, black.		
5		2/2in.		Ø	CL	Dark brown silty clay.	5	
10							10	
15							15	
20							20	
25							25	

PRUDENT TECHNOLOGIES, INC. dba Prudent Environmental Services, Inc

BORING LOG: LL2-412-05

Sheet: 1 of 1
Date: 7/01/2011

Site Name:
Site Address: Ravenna Army Ammunition Plant, Ravenna, Ohio

Project No:
Logged By: ACM
Reviewed By:
Drilled By:
Driller:
Drilling Method:
Total Depth:
Sampling Method:
Groundwater Depth:
Groundwater Measurement:
TOC Elevation:
Groundwater Elevation:

Depth (Feet)	Interval	% Recovery	Sample ID	PID/FID (ppm)	USCS	Soil Description	Depth (Feet)	Comments
		51		Ø	GC/CL	gravel, clay + silt first 1.5 feet. Sand + sand seam is ~15 in. from end. Clay is grayish to dark gray @ ~2 feet and is ~4 inches. Then transitions to brown clay.		
5		24		Ø	CL		5	
						brown silty, platy clay with some gravel		
10							10	
15							15	
20							20	
25							25	

PRUDENT TECHNOLOGIES, INC. dba Prudent Environmental Services, Inc

BORING LOG: LL2-412-04

Sheet: 1 of 1
Date: 7/01/2011

Site Name:
Site Address: Ravenna Army Ammunition Plant, Ravenna, Ohio

Project No:
Logged By: ALM
Reviewed By:
Drilled By:
Driller:
Drilling Method:
Total Depth:
Sampling Method:
Groundwater Depth:
Groundwater Measurement:
TOC Elevation:
Groundwater Elevation:

Depth (Feet)	Interval	% Recovery	Sample ID	PID/FID (ppm)	USCS	Soil Description	Depth (Feet)	Comments
		50		ϕ		dense clay braon to orange. Dark gray clay with timber w/6 in. from end		refusal at 6 feet 1st push 2nd push refusal @ 6 feet 3rd < 6 ft.
5		13				brown silty clay	5	
10							10	
15							15	
20							20	
25							25	

PRUDENT TECHNOLOGIES, INC. dba Prudent Environmental Services, Inc

BORING LOG: LL1-644M-08 645 646

Sheet: 1 of 1
Date: 7-5-11

Site Name:
Site Address: Ravenna Army Ammunition Plant, Ravenna, Ohio

Project No: CB-4A
Logged By: MH
Reviewed By:
Drilled By:
Driller:
Drilling Method:
Total Depth: 23"
Sampling Method:
Groundwater Depth:
Groundwater Measurement:
TOC Elevation:
Groundwater Elevation:

Depth (Feet)	Interval	% Recovery	Sample ID	PID/FID (ppm)	USCS	Soil Description	Depth (Feet)	Comments
	X	23"		Ø	SM	brown silty sand w/ ~~cobbles~~ ~~throughout~~. All Fill rock frags & gravel throughout		Refusal at 2 ft. -644 2 ft -645 2.5 ft -646
5							5	
10							10	
15							15	
20							20	
25							25	

PRUDENT TECHNOLOGIES, INC. dba Prudent Environmental Services, Inc

BORING LOG: LL1 - 644M - Ø1
645
646

Sheet: 1 of 1
Date: 7-5-11

Site Name:
Site Address: Ravenna Army Ammunition Plant, Ravenna, Ohio

Project No: CB-4A
Logged By: MH
Reviewed By:
Drilled By:
Driller:
Drilling Method:
Total Depth: 32"
Sampling Method:
Groundwater Depth:
Groundwater Measurement:
TOC Elevation:
Groundwater Elevation:

Depth (Feet)	Interval	% Recovery	Sample ID	PID/FID (ppm)	USCS	Soil Description	Depth (Feet)	Comments
		32"		Ø	CL	brown/gray silty clay ~0-14"		644 Refusal at 2.5ft
					SM	~14-32" red/brown silty sand gravel & rock frags throughout		
5							5	
10							10	
15							15	
20							20	
25							25	

PRUDENT TECHNOLOGIES, INC.
fka Prudent Environmental Services, Inc

BORING LOG: LL1-644A-07
645
646

Sheet: 1 of 1
Date: 7-5-11

Site Name:
Site Address: Ravenna Army Ammunition Plant, Ravenna, Ohio

Project No: LB-4A
Logged By: MH
Reviewed By:
Drilled By:
Driller:
Drilling Method:
Total Depth: 28"
Sampling Method:
Groundwater Depth:
Groundwater Measurement:
TOC Elevation:
Groundwater Elevation:

Depth (Feet)	Interval	% Recovery	Sample ID	PID/FID (ppm)	USCS	Soil Description	Depth (Feet)	Comments
		28"		Ø	SM	silty clayey sand of brwn/gry. Dark brwn layer at 6" overlaying red/brwn silty sand fading to a lt. brwn silty sand. Terminating on sandstone.		644 - refusal at 3ft 645 646
5							5	
10							10	
15							15	
20							20	
25							25	

PRUDENT TECHNOLOGIES, INC. dba Prudent Environmental Services, Inc

BORING LOG: LL1-644M-Ø2 645 646

Sheet: 1 of 1
Date: 7-5-11

Site Name:
Site Address: Ravenna Army Ammunition Plant, Ravenna, Ohio

Project No: CB-4A
Logged By: MH
Reviewed By:
Drilled By:
Driller:
Drilling Method:
Total Depth: 52"
Sampling Method:
Groundwater Depth:
Groundwater Measurement:
TOC Elevation:
Groundwater Elevation:

Depth (Feet)	Interval	% Recovery	Sample ID	PID/FID (ppm)	USCS	Soil Description	Depth (Feet)	Comments
		40"		Ø	CL SM	0-5ft brown silty clay to 30" 30-40" red/brown silty sand w/ gravel & rock frags through 5-7ft red/brown silty sand w/ gravel & rock frags.		All the way to 7ft. poor recovery from 5-7ft
5		12"					5	
10							10	
15							15	
20							20	
25							25	

PRUDENT TECHNOLOGIES, INC.
a Prudent Environmental Services Inc

BORING LOG: LL1-644M-Ø6
645
646

Sheet: 1 of 1
Date: 7-5-11

Site Name:
Site Address: Ravenna Army Ammunition Plant, Ravenna, Ohio

Project No: CB-4A
Logged By: MH
Reviewed By:
Drilled By:
Driller:
Drilling Method:
Total Depth: 28"
Sampling Method:
Groundwater Depth:
Groundwater Measurement:
TOC Elevation:
Groundwater Elevation:

Depth (Feet)	Interval	% Recovery	Sample ID	PID/FID (ppm)	USCS	Soil Description	Depth (Feet)	Comments
	X	28"		Ø	SM	0-5ft gravely sandy fill to 8". Red/brown silty sand to 5ft. Rock frags through.		644 - Refusal at 5ft 645 - Refusal at 3ft 646 - refusal at 3ft very poor recovery
5							5	
10							10	
15							15	
20							20	
25							25	

PRUDENT TECHNOLOGIES, INC. dba Prudent Environmental Services, Inc

BORING LOG: LL1-644A-03
645
646

Sheet: 1 of 1
Date: 7-5-11

Site Name:
Site Address: Ravenna Army Ammunition Plant, Ravenna, Ohio

Project No: CB-4A
Logged By: MH
Reviewed By:
Drilled By:
Driller:
Drilling Method:
Total Depth: 4'7"
Sampling Method:
Groundwater Depth:
Groundwater Measurement:
TOC Elevation:
Groundwater Elevation:

Depth (Feet)	Interval	% Recovery	Sample ID	PID/FID (ppm)	USCS	Soil Description	Depth (Feet)	Comments
		34"		Ø	SM	0-5ft slag rock on top. brown silty sand w/ rock frags.		644 - refusal at 5ft w/ poor recovery 645 - refusal at 6ft 646 - refusal at 6ft
5		13"			SM	5-7ft silty sand w/some clay terminating on sand stone	5	
10							10	
15							15	
20							20	
25							25	

PRUDENT TECHNOLOGIES, INC. dba Prudent Environmental Services, Inc

BORING LOG: LL1-644M-Ø5
645
646

Sheet: 1 of 1
Date: 7-5-11

Site Name:

Site Address: Ravenna Army Ammunition Plant, Ravenna, Ohio

Project No: CB-4A

Logged By: MJ

Reviewed By:

Drilled By:

Driller:

Drilling Method:

Total Depth: 32"

Sampling Method:

Groundwater Depth:

Groundwater Measurement:

TOC Elevation:

Groundwater Elevation:

Depth (Feet)	Interval	% Recovery	Sample ID	PID/FID (ppm)	USCS	Soil Description	Depth (Feet)	Comments
		32"		Ø	SM	brown silty/clayey sand w/ lots of rock frags. All Fill. very Fe rich at last 3"		644 - refusal at 3ft 645 - " " 646 - "
5							5	
10							10	
15							15	
20							20	
25							25	

PRUDENT TECHNOLOGIES, INC. dba Prudent Environmental Services, Inc

BORING LOG: LL1-644M-04
645
646

Sheet: 1 of 1
Date: 7-5-11

Site Name:
Site Address: Ravenna Army Ammunition Plant, Ravenna, Ohio

Project No: CB-4A
Logged By: MH
Reviewed By:
Drilled By:
Driller:
Drilling Method:
Total Depth: 33"
Sampling Method:
Groundwater Depth:
Groundwater Measurement:
TOC Elevation:
Groundwater Elevation:

Depth (Feet)	Interval	% Recovery	Sample ID	PID/FID (ppm)	USCS	Soil Description	Depth (Feet)	Comments
		33"		Ø	SM ~~CL~~	Drk brown ~~silty clay~~ clayey silt w/ some vfg. sand.		644 645 646 refusal at 4ft.
					GM	3-4ft is silty sand w/ lots of gravel & crushed rock. Fill terminating on sandstone. saturated at bottom.		
5							5	
10							10	
15							15	
20							20	
25							25	

PRUDENT TECHNOLOGIES, INC.
dba Prudent Environmental Services, Inc.

BORING LOG: LL1-643M-Ø1

Sheet: 1 of 1
Date: 7-5-11

Site Name:
Site Address: Ravenna Army Ammunition Plant, Ravenna, Ohio

Project No: CB 4A
Logged By: MH
Reviewed By:
Drilled By:
Driller:
Drilling Method:
Total Depth: 26"
Sampling Method:
Groundwater Depth:
Groundwater Measurement:
TOC Elevation:
Groundwater Elevation:

Depth (Feet)	Interval	% Recovery	Sample ID	PID/FID (ppm)	USCS	Soil Description	Depth (Feet)	Comments
	X	26"		Ø	SM	brown sandy ~~fill~~ crush w/ some silt & clay. lots of broken rock frags. terminated on sandstone.		Pushed 3 times w/ refusal at 3ft.
5							5	
10							10	
15							15	
20							20	
25							25	

PRUDENT TECHNOLOGIES, INC. dba Prudent Environmental Services Inc

BORING LOG: LL1-643M-08

Sheet: 1 of 1
Date: 7-5-11

Site Name:
Site Address: Ravenna Army Ammunition Plant, Ravenna, Ohio

Project No: CB-4A
Logged By: MH
Reviewed By:
Drilled By:
Driller:
Drilling Method:
Total Depth: 34"
Sampling Method:
Groundwater Depth:
Groundwater Measurement:
TOC Elevation:
Groundwater Elevation:

Depth (Feet)	Interval	% Recovery	Sample ID	PID/FID (ppm)	USCS	Soil Description	Depth (Feet)	Comments
		26"		Ø	SM	silty/clayey brown vfg sand. w/ rock frags. Terricota frags at ~3ft. dark red/brown in color		Metal Anomaly below 5ft. will not push further Push 1 ↑ Push 2: 0-5 ft w/ poor recovery. Refusal at 6ft. Push 3: 0-5 ft w/ poor recovery
5		8"					5	
10							10	
15							15	
20							20	
25							25	

PRUDENT TECHNOLOGIES, INC. dba Prudent Environmental Services, Inc

BORING LOG: LL-643M-Ø2

Sheet: 1 of 1
Date: 7-5-11

Site Name:
Site Address: Ravenna Army Ammunition Plant, Ravenna, Ohio

Project No: CB-4A
Logged By: M.H
Reviewed By:
Drilled By:
Driller:
Drilling Method:
Total Depth: 26"
Sampling Method:
Groundwater Depth:
Groundwater Measurement:
TOC Elevation:
Groundwater Elevation:

Depth (Feet)	Interval	% Recovery	Sample ID	PID/FID (ppm)	USCS	Soil Description	Depth (Feet)	Comments
	X	26"		Ø	SM	gry/lt. brwn sandy ~~clay~~ crush/ lots of rock frags. Terminates ~~at~~ on sandstone. Pulverized sandstone		Push 1: refusal at 2ft. Push 2: " " Push 3: "
5							5	
10							10	
15							15	
20							20	
25							25	

PRUDENT TECHNOLOGIES, INC.
dba Prudent Environmental Services, Inc

BORING LOG: LL1-643M-Ø3

Sheet: 1 of 1
Date: 7-5-11

Site Name:
Site Address: Ravenna Army Ammunition Plant, Ravenna, Ohio

Project No: CB-4A
Logged By: MH
Reviewed By:
Drilled By:
Driller:
Drilling Method:
Total Depth: 27'
Sampling Method:
Groundwater Depth:
Groundwater Measurement:
TOC Elevation:
Groundwater Elevation:

Depth (Feet)	Interval	% Recovery	Sample ID	PID/FID (ppm)	USCS	Soil Description	Depth (Feet)	Comments
		27"		Ø	SM	vfg. crushed sand stone w/ some silt & clay. lots of S.S. rock frags. terminated on S.S.		Pushed 3 times w/ refusal at 3ft.
5							5	
10							10	
15							15	
20							20	
25							25	

PRUDENT TECHNOLOGIES, INC. dba Prudent Environmental Services, Inc

BORING LOG: LL1-643M-Ø7

Sheet: 1 of 1
Date: 7-5-11

Site Name:
Site Address: Ravenna Army Ammunition Plant, Ravenna, Ohio

Project No: CB-4A
Logged By: MH
Reviewed By:
Drilled By:
Driller:
Drilling Method:
Total Depth: 25"
Sampling Method:
Groundwater Depth:
Groundwater Measurement:
TOC Elevation:
Groundwater Elevation:

Depth (Feet)	Interval	% Recovery	Sample ID	PID/FID (ppm)	USCS	Soil Description	Depth (Feet)	Comments
		25"		Ø	SM	Demolished Sand stone. wood chunck at ~3ft Terricota at ~4ft. lg. rock frags Red brick ~~pieces~~ chunks at 4ft		Push 1: refusal at 4ft Push 2: " " Push 3: " "
5							5	
10							10	
15							15	
20							20	
25							25	

PRUDENT TECHNOLOGIES, INC. dba Prudent Environmental Services, Inc

BORING LOG: LL1-643M-04

Sheet: 1 of 1
Date: 7-5-11

Site Name:
Site Address: Ravenna Army Ammunition Plant, Ravenna, Ohio

Project No: CB-4A
Logged By: MH
Reviewed By:
Drilled By:
Driller:
Drilling Method:
Total Depth: 37"
Sampling Method:
Groundwater Depth:
Groundwater Measurement:
TOC Elevation:
Groundwater Elevation:

Depth (Feet)	Interval	% Recovery	Sample ID	PID/FID (ppm)	USCS	Soil Description	Depth (Feet)	Comments
		27"		Ø	SM	Dark brown silty/clayey sand. All crushed S.S. very dark last 2". Lg. wood chunck at 34".		Push 1 = refusal at 3ft Push 2: " Push 3: refusal at 6ft
5		10"					5	
10							10	
15							15	
20							20	
25							25	

PRUDENT TECHNOLOGIES, INC. dba Prudent Environmental Services, Inc

BORING LOG: LL1-643M-Ø6

Sheet: 1 of 1
Date: 7-5-11

Site Name:
Site Address: Ravenna Army Ammunition Plant, Ravenna, Ohio

Project No: CB-4A
Logged By: MH
Reviewed By:
Drilled By:
Driller:
Drilling Method:
Total Depth: 15"
Sampling Method:
Groundwater Depth:
Groundwater Measurement:
TOC Elevation:
Groundwater Elevation:

Depth (Feet)	Interval	% Recovery	Sample ID	PID/FID (ppm)	USCS	Soil Description	Depth (Feet)	Comments
	X	15"		Ø	SM/GM	Very poorly sorted slag/sand crushed rock w/ traces of silt & clay		Push 1: refusal at 3ft Push 2: refusal at 2ft Push 3: refusal at 3ft
5							5	
10							10	
15							15	
20							20	
25							25	

PRUDENT TECHNOLOGIES, INC. dba Prudent Environmental Services, Inc

BORING LOG: LL1-643M-05

Sheet: 1 of 1
Date: 7-5-11

Site Name:
Site Address: Ravenna Army Ammunition Plant, Ravenna, Ohio

Project No: CB-4A
Logged By: MH
Reviewed By:
Drilled By:
Driller:
Drilling Method:
Total Depth: 36"
Sampling Method:
Groundwater Depth:
Groundwater Measurement:
TOC Elevation:
Groundwater Elevation:

Depth (Feet)	Interval	% Recovery	Sample ID	PID/FID (ppm)	USCS	Soil Description	Depth (Feet)	Comments
		36"		Ø	SM	Drk & lt. brwn crush sand stone w/ some silt & clay. lots of crushed S.S. rocks 3-4ft was very drk brwn/red vfg sand ~~stone~~ Fe rich		Push 1: refusal at 4ft Push 2: " " Push 3:
5							5	
10							10	
15							15	
20							20	
25							25	

PRUDENT TECHNOLOGIES, INC. dba Prudent Environmental Services, Inc

BORING LOG: LL1-640M-08

Sheet: 1 of 1
Date: 7-5-11

Site Name:
Site Address: Ravenna Army Ammunition Plant, Ravenna, Ohio

Project No: CD-4A
Logged By: MH
Reviewed By:
Drilled By:
Driller:
Drilling Method:
Total Depth: 39"
Sampling Method:
Groundwater Depth:
Groundwater Measurement:
TOC Elevation:
Groundwater Elevation:

Depth (Feet)	Interval	% Recovery	Sample ID	PID/FID (ppm)	USCS	Soil Description	Depth (Feet)	Comments
		39"		Ø	SM	Crushed sandstone of varying color: lt. brown, dark brown & gry. Some silt & clay throughout. ~~Lg~~ rock frags. Crushed slag layer at ~4ft depth.		Push 1: refusal at 5ft → sampled Push 2 & 3: refusal at 3ft.
5							5	
10							10	
15							15	
20							20	
25							25	

PRUDENT TECHNOLOGIES, INC. dba Prudent Environmental Services, Inc

BORING LOG: LL1-640M-07

Sheet: 1 of 1
Date: 7-5-11

Site Name:
Site Address: Ravenna Army Ammunition Plant, Ravenna, Ohio

Project No: CB-4A
Logged By: MH
Reviewed By:
Drilled By:
Driller:
Drilling Method:
Total Depth: 23"
Sampling Method:
Groundwater Depth:
Groundwater Measurement:
TOC Elevation:
Groundwater Elevation:

Depth (Feet)	Interval	% Recovery	Sample ID	PID/FID (ppm)	USCS	Soil Description	Depth (Feet)	Comments
	X	23"		Ø	SM/GM	very poorly sorted clay/silt/sandy/gravel/rock frags. very dark brown & grg in color.		Push 1,2 & 3: refusal at 2ft.
5							5	
10							10	
15							15	
20							20	
25							25	

PRUDENT TECHNOLOGIES, INC. dba Prudent Environmental Services, Inc

BORING LOG: LL1-640M-06

Sheet: 1 of 1
Date: 7-5-11

Site Name:
Site Address: Ravenna Army Ammunition Plant, Ravenna, Ohio

Project No: CB-4A
Logged By: MH
Reviewed By:
Drilled By:
Driller:
Drilling Method:
Total Depth: 18"
Sampling Method:
Groundwater Depth:
Groundwater Measurement:
TOC Elevation:
Groundwater Elevation:

Depth (Feet)	Interval	% Recovery	Sample ID	PID/FID (ppm)	USCS	Soil Description	Depth (Feet)	Comments
	X	18"		Ø	SM/GM	very poorly sorted, very dark silty/clayey/sandy gravel.		Push 1: refusal at 1.5ft ↓ 2 3
5							5	
10							10	
15							15	
20							20	
25							25	

PRUDENT TECHNOLOGIES, INC. dba Prudent Environmental Services, Inc

BORING LOG: LL1 - 640M - Ø5

Sheet: 1 of 1
Date: 7-5-11

Site Name:
Site Address: Ravenna Army Ammunition Plant, Ravenna, Ohio

Project No: CB-4A
Logged By: MH
Reviewed By:
Drilled By:
Driller:
Drilling Method:
Total Depth: 45'
Sampling Method:
Groundwater Depth:
Groundwater Measurement:
TOC Elevation:
Groundwater Elevation:

Depth (Feet)	Interval	% Recovery	Sample ID	PID/FID (ppm)	USCS	Soil Description	Depth (Feet)	Comments
		36"		Ø	SM/GM	very poorly sorted clayey silty sand w/ crushed rock & gravel. lots of slag (50-100%) from 26-36"		Push 1: refusal at 5.5ft Push 2: " " Push 3: refusal at 4ft
5		1"			GM	last ½ ft very poorly sorted gravel & slag & sand/clay.	5	
10							10	
15							15	
20							20	
25							25	

PRUDENT TECHNOLOGIES, INC.
dba Prudent Environmental Services, Inc

BORING LOG: LL1-610M-04

Sheet: 1 of 1
Date: 7-5-11

Site Name:
Site Address: Ravenna Army Ammunition Plant, Ravenna, Ohio

Project No: CB-4A
Logged By: MH
Reviewed By:
Drilled By:
Driller:
Drilling Method:
Total Depth:
Sampling Method:
Groundwater Depth:
Groundwater Measurement:
TOC Elevation:
Groundwater Elevation:

Depth (Feet)	Interval	% Recovery	Sample ID	PID/FID (ppm)	USCS	Soil Description	Depth (Feet)	Comments
		33"		Ø	GM	very poorly sorted silty/clayey/gravely sand of varrying color brown to gray slag gravel throughout.		Push 1: refusal at 5.5ft Push 2: pushed to 5ft but w/ poor recovery Push 3: refusal at 4.5ft
5							5	
10							10	
15							15	
20							20	
25							25	

PRUDENT TECHNOLOGIES, INC. dba Prudent Environmental Services, Inc.

BORING LOG: LL1 - 640.M - Ø 3

Sheet: 1 of 1
Date: 7-5-11

Site Name:
Site Address: Ravenna Army Ammunition Plant, Ravenna, Ohio

Project No: CD-4A
Logged By: MH
Reviewed By:
Drilled By:
Driller:
Drilling Method:
Total Depth: 18"
Sampling Method:
Groundwater Depth:
Groundwater Measurement:
TOC Elevation:
Groundwater Elevation:

Depth (Feet)	Interval	% Recovery	Sample ID	PID/FID (ppm)	USCS	Soil Description	Depth (Feet)	Comments
	X	18"		Ø	SM	silty/clayey brown sand Trace gravel		Push 1 - refusal at 1ft Push 2: refusal at 1ft Push 3: refusal at 15ft
5							5	
10							10	
15							15	
20							20	
25							25	

PRUDENT TECHNOLOGIES, INC. dba Prudent Environmental Services, Inc

BORING LOG: LL1-640M-Ø2

Sheet: 1 of 1
Date: 7-5-11

Site Name:
Site Address: Ravenna Army Ammunition Plant, Ravenna, Ohio

Project No: CB-4A
Logged By: MH
Reviewed By:
Drilled By:
Driller:
Drilling Method:
Total Depth:
Sampling Method:
Groundwater Depth:
Groundwater Measurement:
TOC Elevation:
Groundwater Elevation:

Depth (Feet)	Interval	% Recovery	Sample ID	PID/FID (ppm)	USCS	Soil Description	Depth (Feet)	Comments
	X	24"		Ø	SM/GM	silty sand w/ some gravel & rock frags. Semi-VOC smell. Lots of crushed slag & slag rock. very stinky.		Push 1: refusal at 2ft Push 2: " " Push 3:
5							5	
10							10	
15							15	
20							20	
25							25	

PRUDENT TECHNOLOGIES, INC. dba Prudent Environmental Services, Inc

BORING LOG: LL1-640-01

Sheet: 1 of 1
Date: 7-5-11

Site Name:
Site Address: Ravenna Army Ammunition Plant, Ravenna, Ohio

Project No: CD-4A
Logged By: MH
Reviewed By:
Drilled By:
Driller:
Drilling Method:
Total Depth: 30"
Sampling Method:
Groundwater Depth:
Groundwater Measurement:
TOC Elevation:
Groundwater Elevation:

Depth (Feet)	Interval	% Recovery	Sample ID	PID/FID (ppm)	USCS	Soil Description	Depth (Feet)	Comments
	X	30"			CL/SM	sandy/silty dark brown clay w/ trace gravel. sandy layer at 27"		Push 1: refusal at 2ft Push 2: " Push 3: refusal at 2.5ft w/ best recovery
5							5	
10							10	
15							15	
20							20	
25							25	

PRUDENT TECHNOLOGIES, INC.
dba Prudent Environmental Services, Inc

BORING LOG: LL1-641M-01

Sheet: 1 of 1
Date: 7-6-11

Site Name:
Site Address: Ravenna Army Ammunition Plant, Ravenna, Ohio

Project No: CB-4
Logged By: MH
Reviewed By:
Drilled By:
Driller:
Drilling Method:
Total Depth: 22"
Sampling Method:
Groundwater Depth:
Groundwater Measurement:
TOC Elevation:
Groundwater Elevation:

Depth (Feet)	Interval	% Recovery	Sample ID	PID/FID (ppm)	USCS	Soil Description	Depth (Feet)	Comments
	X	22"		Ø	~~GM~~ SM	Silty/clayey sand. Brown w/ some blk. Some gravel. Terminates on sandstone.		Push 1: Refusal on 2ft Push 2: Refusal on 2ft
5							5	
10							10	
15							15	
20							20	
25							25	

PRUDENT TECHNOLOGIES, INC. dba Prudent Environmental Services, Inc

BORING LOG: LL1 - 641M - Ø2

Sheet: 1 of 1
Date: 7-6-11

Site Name:
Site Address: Ravenna Army Ammunition Plant, Ravenna, Ohio

Project No: CD-4
Logged By: MH
Reviewed By:
Drilled By:
Driller:
Drilling Method:
Total Depth: 32"
Sampling Method:
Groundwater Depth:
Groundwater Measurement:
TOC Elevation:
Groundwater Elevation:

Depth (Feet)	Interval	% Recovery	Sample ID	PID/FID (ppm)	USCS	Soil Description	Depth (Feet)	Comments
		32"		Ø	~~GM~~ SM	Brown silty/clayey sand w/ sandstone frags. Terminated on s.s.		Push 1: refusal at 3.6ft Push 2: " "
5							5	
10							10	
15							15	
20							20	
25							25	

PRUDENT TECHNOLOGIES, INC. dba Prudent Environmental Services, Inc

BORING LOG: LL1-641M-08

Sheet: 1 of 1
Date: 7-6-11

Site Name:
Site Address: Ravenna Army Ammunition Plant, Ravenna, Ohio

Project No: CB-4
Logged By: MH
Reviewed By:
Drilled By:
Driller:
Drilling Method:
Total Depth: 42"
Sampling Method:
Groundwater Depth:
Groundwater Measurement:
TOC Elevation:
Groundwater Elevation:

Depth (Feet)	Interval	% Recovery	Sample ID	PID/FID (ppm)	USCS	Soil Description	Depth (Feet)	Comments
		32"		Ø	Fill ~~GM~~ SM	Dik gravel on top first 5". Everything else is silty/clayey sand w/ sand stone rock frags. Terminated on SS. Last push went to 7ft w/ some gravel at bottom. Trace terracotta in last few inches.		Push 1: refusal at 2ft Push 2: refusal at 5ft Push 3: ~~refusal at 7ft~~ Pushed to 7ft
5		16"			SM ~~GM~~		5	
10							10	
15							15	
20							20	
25							25	

PRUDENT TECHNOLOGIES, INC. dba Prudent Environmental Services, Inc

BORING LOG: LL1 - 641 M - Ø3

Sheet: 1 of 1
Date: 7-6-11

Site Name:
Site Address: Ravenna Army Ammunition Plant, Ravenna, Ohio

Project No: CB-4
Logged By: MLt
Reviewed By:
Drilled By:
Driller:
Drilling Method:
Total Depth: 5'11"
Sampling Method:
Groundwater Depth:
Groundwater Measurement:
TOC Elevation:
Groundwater Elevation:

Depth (Feet)	Interval	% Recovery	Sample ID	PID/FID (ppm)	USCS	Soil Description	Depth (Feet)	Comments
		39"		Ø	~~GM~~ SM	same brwn silty sand w/ lots of S.S. rock frags.		Push 1: refusal at 5ft
					SM	grain size fining toward bottom w/ more silt & clay		Push 2: went to 7ft
5		12"					5	
10							10	
15							15	
20							20	
25							25	

PRUDENT TECHNOLOGIES, INC.
dba Prudent Environmental Services Inc

BORING LOG: LL1-641M-Ø4

Sheet: 1 of 1
Date: 7·6·11

Site Name:
Site Address: Ravenna Army Ammunition Plant, Ravenna, Ohio

Project No: CB-4
Logged By: MH
Reviewed By:
Drilled By:
Driller:
Drilling Method:
Total Depth: 59"
Sampling Method:
Groundwater Depth:
Groundwater Measurement:
TOC Elevation:
Groundwater Elevation:

Depth (Feet)	Interval	% Recovery	Sample ID	PID/FID (ppm)	USCS	Soil Description	Depth (Feet)	Comments
		48"		Ø	SM	Mixed layers of silty sand & clay all brown in color w/		Pushed to 7ft on first try.
					GM	lots of S.S rock frags. from 1-3ft. 3-5f is consistent		
					SC	dark brown/red clayey sand		
5		11"					5	
10							10	
15							15	
20							20	
25							25	

PRUDENT TECHNOLOGIES, INC.
dba Prudent Environmental Services, Inc

BORING LOG: LL1 - 641 M - Ø7

Sheet: 1 of 1
Date: 7-6-1

Site Name:
Site Address: Ravenna Army Ammunition Plant, Ravenna, Ohio

Project No: CB-4
Logged By: MH
Reviewed By:
Drilled By:
Driller:
Drilling Method:
Total Depth: 24"
Sampling Method:
Groundwater Depth:
Groundwater Measurement:
TOC Elevation:
Groundwater Elevation:

Depth (Feet)	Interval	% Recovery	Sample ID	PID/FID (ppm)	USCS	Soil Description	Depth (Feet)	Comments
	X	24"		Ø	SC	Dark brown red clayey sand from 0-20". Last 4" is lighter brown silty sand w/ ~~gravel~~ crushed SS.		Push 1: refusal at 2.5ft
					GM			Push 2: refusal at 2.5ft w/ better recovery
5							5	
10							10	
15							15	
20							20	
25							25	

PRUDENT TECHNOLOGIES, INC. dba Prudent Environmental Services, Inc

BORING LOG: LL1-641M-06

Sheet: 1 of 1
Date: 7-6-11

Site Name:
Site Address: Ravenna Army Ammunition Plant, Ravenna, Ohio

Project No: CB-4
Logged By: MH
Reviewed By:
Drilled By:
Driller:
Drilling Method:
Total Depth: 22"
Sampling Method:
Groundwater Depth:
Groundwater Measurement:
TOC Elevation:
Groundwater Elevation:

Depth (Feet)	Interval	% Recovery	Sample ID	PID/FID (ppm)	USCS	Soil Description	Depth (Feet)	Comments
	X	22"		Ø	CL	very dark brown silty clay w/some sand, Trace gravel		Push 1: refusal at 3ft. Push 2: " "
5							5	
10							10	
15							15	
20							20	
25							25	

PRUDENT TECHNOLOGIES, INC. dba Prudent Environmental Services, Inc

BORING LOG: LL1-641M-05

Sheet: 1 of 1
Date: 7-6-11

Site Name:
Site Address: Ravenna Army Ammunition Plant, Ravenna, Ohio

Project No: CB-4
Logged By: MH
Reviewed By:
Drilled By:
Driller:
Drilling Method:
Total Depth: 36"
Sampling Method:
Groundwater Depth:
Groundwater Measurement:
TOC Elevation:
Groundwater Elevation:

Depth (Feet)	Interval	% Recovery	Sample ID	PID/FID (ppm)	USCS	Soil Description	Depth (Feet)	Comments
		36"		Ø	SM	silty sand w/ sandstone frags + gravel. brown in color. At 10"-15" layer of crushed slag		Push 1: refusal at 4ft
					GM			Push 2: " "
5							5	
10							10	
15							15	
20							20	
25							25	

PRUDENT TECHNOLOGIES, INC. dba Prudent Environmental Services, Inc

BORING LOG: LL1-642M-01

Sheet: 1 of 1
Date: 7-6-11

Site Name:
Site Address: Ravenna Army Ammunition Plant, Ravenna, Ohio

Project No: CB-4
Logged By: MH
Reviewed By:
Drilled By:
Driller:
Drilling Method:
Total Depth: 56"
Sampling Method:
Groundwater Depth:
Groundwater Measurement:
TOC Elevation:
Groundwater Elevation:

Depth (Feet)	Interval	% Recovery	Sample ID	PID/FID (ppm)	USCS	Soil Description	Depth (Feet)	Comments
		40"		Ø	SM/GM	Silty sand w/ some fill & s.s. rock frags		Push 1: All the way to 7 ft.
5		16"					5	
10							10	
15							15	
20							20	
25							25	

PRUDENT TECHNOLOGIES, INC.
dba Prudent Environmental Services, Inc

BORING LOG: LL1 - 642 M - Ø2

Sheet: 1 of 1
Date: 7-6-11

Site Name:
Site Address: Ravenna Army Ammunition Plant, Ravenna, Ohio

Project No: CB-4
Logged By: MH
Reviewed By:
Drilled By:
Driller:
Drilling Method:
Total Depth: 55.5"
Sampling Method:
Groundwater Depth:
Groundwater Measurement:
TOC Elevation:
Groundwater Elevation:

Depth (Feet)	Interval	% Recovery	Sample ID	PID/FID (ppm)	USCS	Soil Description	Depth (Feet)	Comments
		45"			CL	1-3ft is very drk brown silty clay w/ trace gravel		Push 1: all the way to 7ft
					SM	3.5ft is silty sand of lt. brwn. ss. rock frags		
5		10.5"					5	
10							10	
15							15	
20							20	
25							25	

PRUDENT TECHNOLOGIES, INC.
dba Prudent Environmental Services, Inc

BORING LOG: LL1-642M-03

Sheet: 1 of 1
Date: 7.6.11

Site Name:
Site Address: Ravenna Army Ammunition Plant, Ravenna, Ohio

Project No: CB-4
Logged By: MH
Reviewed By:
Drilled By:
Driller:
Drilling Method:
Total Depth: 15"
Sampling Method:
Groundwater Depth:
Groundwater Measurement:
TOC Elevation:
Groundwater Elevation:

Depth (Feet)	Interval	% Recovery	Sample ID	PID/FID (ppm)	USCS	Soil Description	Depth (Feet)	Comments
	X	15"		Ø	SM/CL	crushed sandstone w/ layers of dark brown clay. s.s. rock frags		Push 1: refusal at 2ft. Push 2: refusal at 1.5ft.
5							5	
10							10	
15							15	
20							20	
25							25	

PRUDENT TECHNOLOGIES, INC. dba Prudent Environmental Services, Inc

BORING LOG: LL1 - 642 M - Ø6

Sheet: 1 of 1
Date: 7-6-11

Site Name:
Site Address: Ravenna Army Ammunition Plant, Ravenna, Ohio

Project No: CB-4
Logged By: MH
Reviewed By:
Drilled By:
Driller:
Drilling Method:
Total Depth: 21"
Sampling Method:
Groundwater Depth:
Groundwater Measurement:
TOC Elevation:
Groundwater Elevation:

Depth (Feet)	Interval	% Recovery	Sample ID	PID/FID (ppm)	USCS	Soil Description	Depth (Feet)	Comments
	X	21"		Ø	CL/SM	Dark brown silty clay layered w/ sand stone frags & crushed s.s.		Push 1: refusal at 2ft. Push 2: " "
5							5	
10							10	
15							15	
20							20	
25							25	

PRUDENT TECHNOLOGIES, INC. dba Prudent Environmental Services, Inc

BORING LOG: LL1-642M-Ø4

Sheet: 1 of 1
Date: 7-6-11

Site Name:
Site Address: Ravenna Army Ammunition Plant, Ravenna, Ohio

Project No: CB-4
Logged By: MH
Reviewed By:
Drilled By:
Driller:
Drilling Method:
Total Depth: 24"
Sampling Method:
Groundwater Depth:
Groundwater Measurement:
TOC Elevation:
Groundwater Elevation:

Depth (Feet)	Interval	% Recovery	Sample ID	PID/FID (ppm)	USCS	Soil Description	Depth (Feet)	Comments
	X	24"		Ø	SM	dark brown clayey silt w/ rock frags		Push 1: refusal at 2ft. Push 2: " "
5							5	
10							10	
15							15	
20							20	
25							25	

PRUDENT TECHNOLOGIES, INC. dba Prudent Environmental Services, Inc

BORING LOG: LL1 - 642M - Ø7

Sheet: 1 of 1
Date: 7-6-11

Site Name:
Site Address: Ravenna Army Ammunition Plant, Ravenna, Ohio

Project No: CB 4
Logged By: MH
Reviewed By:
Drilled By:
Driller:
Drilling Method:
Total Depth: 19"
Sampling Method:
Groundwater Depth:
Groundwater Measurement:
TOC Elevation:
Groundwater Elevation:

Depth (Feet)	Interval	% Recovery	Sample ID	PID/FID (ppm)	USCS	Soil Description	Depth (Feet)	Comments
	X	19"		Ø	SM/CL	silty/clayey sand transitioning to dark brown silty clay at bottom. Contains gravel & SS rock frags.		Push 1: refusal at 2.5ft. Push 2: " "
5							5	
10							10	
15							15	
20							20	
25							25	

PRUDENT TECHNOLOGIES, INC. dba Prudent Environmental Services, Inc

BORING LOG: LL1 - ~~CB~~ 642M - Ø5

Sheet: 1 of 1

Date: 7.6.11

Site Name:

Site Address: Ravenna Army Ammunition Plant, Ravenna, Ohio

Project No: CB-4

Logged By: MLT

Reviewed By:

Drilled By:

Driller:

Drilling Method:

Total Depth: 30"

Sampling Method:

Groundwater Depth:

Groundwater Measurement:

TOC Elevation:

Groundwater Elevation:

Depth (Feet)	Interval	% Recovery	Sample ID	PID/FID (ppm)	USCS	Soil Description	Depth (Feet)	Comments
	X	30"		Ø	CL	Sandy/silty clay. Med red/brown color w/ some s.s. rock frags		Push 1: refusal at 3 ft. Push 2: "
5							5	
10							10	
15							15	
20							20	
25							25	

PRUDENT TECHNOLOGIES, INC.
dba Prudent Environmental Services, Inc

BORING LOG: LL1 - 642M - Ø8

Sheet: 1 of 1
Date: 7-6-11

Site Name:
Site Address: Ravenna Army Ammunition Plant, Ravenna, Ohio

Project No: CB-4
Logged By: MH
Reviewed By:
Drilled By:
Driller:
Drilling Method:
Total Depth: 26"
Sampling Method:
Groundwater Depth:
Groundwater Measurement:
TOC Elevation:
Groundwater Elevation:

Depth (Feet)	Interval	% Recovery	Sample ID	PID/FID (ppm)	USCS	Soil Description	Depth (Feet)	Comments
		26"		Ø	SM/ CL	Silty sand w/ s.s. rock frags. Last 6" is silty clay of dark brown.		Push 1: refusal at 3ft Push 2: refusal at 3ft
5							5	
10							10	
15							15	
20							20	
25							25	

Appendix E – Typed Field Boring Logs

PRUDENT TECHNOLOGIES, INC.
dba Prudent Environmental Services, Inc.

BORING LOG: LL4-415M-08

Sheet: 1 of 1
Date: 06/28/11

Site Name: LL4 Building
Site Address: Ravenna Army Ammunition Plant, Ravenna, Ohio

Project No: G-510001 (LL 1-4, 12)
Logged By: Amanda Miller
Reviewed By: John Jent
Drilled By: Frontz Drilling
Driller: Ethan Frontz
Drilling Method: Geo Probe
Total Depth: 80"
Sampling Method:
Groundwater Depth: N/A
Groundwater Measurement: N/A
TOC Elevation:
Groundwater Elevation: N/A

Depth (Feet)	Interval	% Recovery	Sample ID	PID/FID (ppm)	USCS	Soil Description	Depth (Feet)	Comments
	x	52"	0-5	0 ppm	CL	About 1.5 feet from top is dry clay brown to orange with a gravel seam. Transitions to gray orange clay		11:06am
5	x	28"	5-7	0 ppm	CL	Uniform clay, soft gray and orange	5	11:06am
10							10	
15							15	
20							20	
25							25	

PRUDENT TECHNOLOGIES, INC.
dba Prudent Environmental Services, Inc.

BORING LOG: LL4-415M-07

Sheet: 1 of 1
Date: 06/28/11

Site Name: LL4 Building
Site Address: Ravenna Army Ammunition Plant, Ravenna, Ohio

Project No: G-510001 (LL 1-4, 12)
Logged By: Amanda Miller
Reviewed By: John Jent
Drilled By: Frontz Drilling
Driller: Ethan Frontz
Drilling Method: Geo Probe
Total Depth: 88"
Sampling Method: Split Spoon
Groundwater Depth: N/A
Groundwater Measurement: N/A
TOC Elevation:
Groundwater Elevation: N/A

Depth (Feet)	Interval	% Recovery	Sample ID	PID/FID (ppm)	USCS	Soil Description	Depth (Feet)	Comments
			0-5	0 ppm		approx. 4" of dark brown clayey soil. Then dry platy clay brown to gray transitions to softer clay brown to orange. trace organics		10:30am
		55"						
5		33"	5-7	0 ppm		soft clay gray to orange, uniform, timber pieces at top approx. 5"	5	10:37am
10							10	
15							15	
20							20	
25							25	

PRUDENT TECHNOLOGIES, INC.
dba Prudent Environmental Services, Inc.

BORING LOG: LL4-415M-06

Sheet: 1 of 1
Date: 06/28/11

Site Name: LL4 Building
Site Address: Ravenna Army Ammunition Plant, Ravenna, Ohio

Project No: G-510001 (LL 1-4, 12)
Logged By: Amanda Miller
Reviewed By: John Jent
Drilled By: Frontz Drilling
Driller: Ethan Frontz
Drilling Method: Geo Probe
Total Depth: 81"
Sampling Method: Split Spoon
Groundwater Depth: N/A
Groundwater Measurement: N/A
TOC Elevation:
Groundwater Elevation: N/A

Depth (Feet)	Interval	% Recovery	Sample ID	PID/FID (ppm)	USCS	Soil Description	Depth (Feet)	Comments
		52"	0-5	0 ppm	CL	Top approx. 6" dark clay w/ organics then dry silty clay w/ trace organic material . brown to gray transitions to gray clay approx. 2 feet. Then orange to gray uniform clay		10:46am
5		29"	5-7	0 ppm	SC	clay with sand and gray to orange/brown , platy for 1st approx. 20", then swollen clay with sand for approx. 7". Then last approx. 2" is uniform clay	5	10:51am
10							10	
15							15	
20							20	
25							25	

PRUDENT TECHNOLOGIES, INC.
dba Prudent Environmental Services, Inc.

BORING LOG: LL4-415M-05

Sheet: 1 of 1
Date: 06/28/11

Site Name: LL4 Building
Site Address: Ravenna Army Ammunition Plant, Ravenna, Ohio

Project No: G-510001 (LL 1-4, 12)
Logged By: Amanda Miller
Reviewed By: John Jent
Drilled By: Frontz Drilling
Driller: Ethan Frontz
Drilling Method: Geo Probe
Total Depth: 63"
Sampling Method: Split Spoon
Groundwater Depth: N/A
Groundwater Measurement: N/A
TOC Elevation:
Groundwater Elevation: N/A

Depth (Feet)	Interval	% Recovery	Sample ID	PID/FID (ppm)	USCS	Soil Description	Depth (Feet)	Comments
		44"	0-5	0 ppm	CL	Fist approx. 4" is dark brown silty clay w/ org. mat. then approx. 18" os dry, platy clay, grayish brown w/ some orange. Last approx. 22" is slightly moister soil-clay, platy		9:07am
5		19"	5-7	0 ppm	CL	soft uniform clay orange, gray and brown colors	5	9:24am
10							10	
15							15	
20							20	
25							25	

PRUDENT TECHNOLOGIES, INC.
dba Prudent Environmental Services, Inc.

BORING LOG: LL4-415M-04

Sheet: 1 of 1
Date: 06/28/11

Site Name: LL4 Building
Site Address: Ravenna Army Ammunition Plant, Ravenna, Ohio

Project No: G-510001 (LL 1-4, 12)
Logged By: Amanda Miller
Reviewed By: John Jent
Drilled By: Frontz Drilling
Driller: Ethan Frontz
Drilling Method: Geo Probe
Total Depth: 79"
Sampling Method: Split Spoon
Groundwater Depth: N/A
Groundwater Measurement: N/A
TOC Elevation:
Groundwater Elevation: N/A

Depth (Feet)	Interval	% Recovery	Sample ID	PID/FID (ppm)	USCS	Soil Description	Depth (Feet)	Comments
		52"	0-5	0 ppm		silty clay first approx. 6" then clay and gravel for approx. 10", then dark gray clay w/ some orange, then transitions to brown-orange uniform clay.		10:15am
5		27"	5-7	0 ppm		soft brown to lt. brown clay then approx. 9" from top is a sandy silt seam w/ trace gravel then last approx. 8" is clay.	5	10:15am
10							10	
15							15	
20							20	
25							25	

PRUDENT TECHNOLOGIES, INC.
dba Prudent Environmental Services, Inc.

BORING LOG: LL4-415M-03

Sheet: 1 of 1
Date: 06/28/11

Site Name: LL4 Building
Site Address: Ravenna Army Ammunition Plant, Ravenna, Ohio

Project No: G-510001 (LL 1-4, 12)
Logged By: Amanda Miller
Reviewed By: John Jent
Drilled By: Frontz Drilling
Driller: Ethan Frontz
Drilling Method: Geo Probe
Total Depth: 61"
Sampling Method: Split Spoon
Groundwater Depth: N/A
Groundwater Measurement: N/A
TOC Elevation:
Groundwater Elevation: N/A

Depth (Feet)	Interval	% Recovery	Sample ID	PID/FID (ppm)	USCS	Soil Description	Depth (Feet)	Comments
		38"	0-5	0 ppm	CL	Fist approx. 4" is top soil - dark brown, transition to light brown/tan, orange, gray. That soil is approx. 32" clay uniform with trace organics		9:35am
5		23"	5-7	0 ppm	SC/ CL	moist sandy clay (cow liver) at approx. 14" is a sandstone seam, then dry uniform brown clay	5	9:39am
10							10	
15							15	
20							20	
25							25	

PRUDENT TECHNOLOGIES, INC.
dba Prudent Environmental Services, Inc.

BORING LOG: LL4-415M-02

Sheet: 1 of 1
Date: 06/28/11

Site Name: LL4 Building
Site Address: Ravenna Army Ammunition Plant, Ravenna, Ohio

Project No: G-510001 (LL 1-4, 12)
Logged By: Amanda Miller
Reviewed By: John Jent
Drilled By: Frontz Drilling
Driller: Ethan Frontz
Drilling Method: Geo Probe
Total Depth: 65"
Sampling Method: Split Spoon
Groundwater Depth: N/A
Groundwater Measurement: N/A
TOC Elevation:
Groundwater Elevation: N/A

Depth (Feet)	Interval	% Recovery	Sample ID	PID/FID (ppm)	USCS	Soil Description	Depth (Feet)	Comments
		41"	0-5	0 ppm	CL	first approx. 5" is topsoil - organic material. dark brown for approx. 10" - clay. Then clay is platy uniform and orange and light gray for rest of boring		8:50am
5		24"	5-7	0 ppm	SC/ ML	first approx. 2" is moist silty clay - light brown to tan. Then sandy clay with trace organics and gravel (approx. 8") then approx. 4" of moist silty clay followed by clay.	5	8:56am
10							10	
15							15	
20							20	
25							25	

PRUDENT TECHNOLOGIES, INC.
dba Prudent Environmental Services, Inc.

BORING LOG: LL4-415M-01

Sheet: 1 of 1
Date: 06/28/11

Site Name: LL4 Building
Site Address: Ravenna Army Ammunition Plant, Ravenna, Ohio

Project No: G-510001 (LL 1-4, 12)
Logged By: Amanda Miller
Reviewed By: John Jent
Drilled By: Frontz Drilling
Driller: Ethan Frontz
Drilling Method: Geo Probe
Total Depth: 81"
Sampling Method: Split Spoon
Groundwater Depth: N/A
Groundwater Measurement: N/A
TOC Elevation:
Groundwater Elevation: N/A

Depth (Feet)	Interval	% Recovery	Sample ID	PID/FID (ppm)	USCS	Soil Description	Depth (Feet)	Comments
	x					Fist approx. 5" is top soil the @ approx. 14" is charcoal and clay is darker grays transitioning to brown and orange btw. approx. 15"-17". Remaining boring is orange to lt. gray uniform clay. A sand seam is present @ 3" from end.		9:58am
	x	52"	0-5	0 ppm				
5	x	29"	5-7	0 ppm		brown, orange uniform clay. A sand seam is present @ approx. 6" from top, then uniform clay, then sand and gravel @ approx. 17", then brown uniform clay, then last approx. 3" is sand and silt - orange and brown.	5	9:59am
10							10	
15							15	
20							20	
25							25	

PRUDENT TECHNOLOGIES, INC.
dba Prudent Environmental Services, Inc.

BORING LOG: LL4-413M-08

Sheet: 1 of 1
Date: 06/28/11

Site Name: LL4 Building
Site Address: Ravenna Army Ammunition Plant, Ravenna, Ohio

Project No: G-510001 (LL 1-4, 12)
Logged By: Amanda Miller
Reviewed By: John Jent
Drilled By: Frontz Drilling
Driller: Ethan Frontz
Drilling Method: Geo Probe
Total Depth: 88"
Sampling Method:
Groundwater Depth: N/A
Groundwater Measurement: N/A
TOC Elevation:
Groundwater Elevation: N/A

Depth (Feet)	Interval	% Recovery	Sample ID	PID/FID (ppm)	USCS	Soil Description	Depth (Feet)	Comments
		57"	0-5	0 ppm	CL	Sandstone present @ approx. 12", gray and orange clay- uniform rest of sample		3:14pm
5		31"	5-7	0 ppm	CL	Gray to brown clay, uniform. Some Fe2O3 present.	5	3:18pm
10							10	
15							15	
20							20	
25							25	

PRUDENT TECHNOLOGIES, INC.
dba Prudent Environmental Services, Inc.

BORING LOG: LL4-413M-07

Sheet: 1 of 1
Date: 06/28/11

Site Name: LL4 Building
Site Address: Ravenna Army Ammunition Plant, Ravenna, Ohio

Project No: G-510001 (LL 1-4, 12)
Logged By: Amanda Miller
Reviewed By: John Jent
Drilled By: Frontz Drilling
Driller: Ethan Frontz
Drilling Method: Geo Probe
Total Depth: 48"
Sampling Method: Split Spoon
Groundwater Depth: N/A
Groundwater Measurement: N/A
TOC Elevation:
Groundwater Elevation: N/A

Depth (Feet)	Interval	% Recovery	Sample ID	PID/FID (ppm)	USCS	Soil Description	Depth (Feet)	Comments
					SC	sandstone seam @ approx. 1.5 feet from top and @ approx. 6" from end. Rest is sandy clay - all brown to lt. brown		~~1:45pm~~ not enough 2:05pm
		31"	0-5	0 ppm				
5		17"	5-7	0 ppm	SC	sample is all sandy clay - brown to lt. brown	5	2:08pm
10							10	
15							15	
20							20	
25							25	

PRUDENT TECHNOLOGIES, INC. dba Prudent Environmental Services, Inc.

BORING LOG: LL4-413M-06

Sheet: 1 of 1
Date: 06/28/11

Site Name: LL4 Building
Site Address: Ravenna Army Ammunition Plant, Ravenna, Ohio

Project No: G-510001 (LL 1-4, 12)
Logged By: Amanda Miller
Reviewed By: John Jent
Drilled By: Frontz Drilling
Driller: Ethan Frontz
Drilling Method: Geo Probe
Total Depth: 12"
Sampling Method:
Groundwater Depth: N/A
Groundwater Measurement: N/A
TOC Elevation:
Groundwater Elevation: N/A

Depth (Feet)	Interval	% Recovery	Sample ID	PID/FID (ppm)	USCS	Soil Description	Depth (Feet)	Comments
0–7	x	12"	0-5	0 ppm	GC	Sandy clay and pebbles		Pushed to 5 feet, only used bottom 8" for 1-3 foot sample. Pushed 3 times. 3:01pm
5			5-7	0 ppm			5	Pushed to 7 feet, all sample fell out because no catcher was available. No sample
10							10	
15							15	
20							20	
25							25	

PRUDENT TECHNOLOGIES, INC.
dba Prudent Environmental Services, Inc.

BORING LOG: LL4-413M-05

Sheet: 1 of 1
Date: 06/28/11

Site Name: LL4 Building
Site Address: Ravenna Army Ammunition Plant, Ravenna, Ohio

Project No: G-510001 (LL 1-4, 12)
Logged By: Amanda Miller
Reviewed By: John Jent
Drilled By: Frontz Drilling
Driller: Ethan Frontz
Drilling Method: Geo Probe
Total Depth: 68"
Sampling Method: Split Spoon
Groundwater Depth: N/A
Groundwater Measurement: N/A
TOC Elevation:
Groundwater Elevation: N/A

Depth (Feet)	Interval	% Recovery	Sample ID	PID/FID (ppm)	USCS	Soil Description	Depth (Feet)	Comments
	x					top is organics and dark soil w/ clay. Next dry clay lt. brown at approx. 20" is piece of wood. Then uniform clay -brown to orange and gray		1:02pm timber present at top approx. 6"
	x	48"	0-5	0 ppm				
5	x	20"	5-7	0 ppm		entire boring is gray and orange clay with trace organics	5	1:02pm
10							10	
15							15	
20							20	
25							25	

PRUDENT TECHNOLOGIES, INC.
dba Prudent Environmental Services, Inc.

BORING LOG: LL4-413M-04

Sheet: 1 of 1
Date: 06/28/11

Site Name: LL4 Building
Site Address: Ravenna Army Ammunition Plant, Ravenna, Ohio

Project No: G-510001 (LL 1-4, 12)
Logged By: Amanda Miller
Reviewed By: John Jent
Drilled By: Frontz Drilling
Driller: Ethan Frontz
Drilling Method: Geo Probe
Total Depth: 48"
Sampling Method: Split Spoon
Groundwater Depth: N/A
Groundwater Measurement: N/A
TOC Elevation:
Groundwater Elevation: N/A

Depth (Feet)	Interval	% Recovery	Sample ID	PID/FID (ppm)	USCS	Soil Description	Depth (Feet)	Comments
	x	39"	0-5	0 ppm	CL/ SC	organic debris with pebbles top approx. 5", then clay of gray color then @ approx. 20" sandstone seam about 3", then gray and orange clay, then last approx. 8" is sand - brownish orange		near utility line/ man hole
5	x	9"	5-7	0 ppm	SC	all 9" is brown-orange sand w/ clay	5	
10							10	
15							15	
20							20	
25							25	

PRUDENT TECHNOLOGIES, INC.
dba Prudent Environmental Services, Inc.

BORING LOG: LL4-413M-03

Sheet: 1 of 1
Date: 06/28/11

Site Name: LL4 Building
Site Address: Ravenna Army Ammunition Plant, Ravenna, Ohio

Project No: G-510001 (LL 1-4, 12)
Logged By: Amanda Miller
Reviewed By: John Jent
Drilled By: Frontz Drilling
Driller: Ethan Frontz
Drilling Method: Geo Probe
Total Depth: 72"
Sampling Method:
Groundwater Depth: N/A
Groundwater Measurement: N/A
TOC Elevation:
Groundwater Elevation: N/A

Depth (Feet)	Interval	% Recovery	Sample ID	PID/FID (ppm)	USCS	Soil Description	Depth (Feet)	Comments
		41"	0-5	0 ppm	CL	gravel and organic mat. top approx. 3" then brown clay some grays for rest of sample		2:28pm
5		31"	5-7	0 ppm	CL	soft, platy uniform clay-orange and gray in color	5	2:28pm
10							10	
15							15	
20							20	
25							25	

PRUDENT TECHNOLOGIES, INC.
dba Prudent Environmental Services, Inc.

BORING LOG: LL4-413M-02

Sheet: 1 of 1
Date: 06/28/11

Site Name: LL4 Building
Site Address: Ravenna Army Ammunition Plant, Ravenna, Ohio

Project No: G-510001 (LL 1-4, 12)
Logged By: Amanda Miller
Reviewed By: John Jent
Drilled By: Frontz Drilling
Driller: Ethan Frontz
Drilling Method: Geo Probe
Total Depth: 78"
Sampling Method: Split Spoon
Groundwater Depth: N/A
Groundwater Measurement: N/A
TOC Elevation:
Groundwater Elevation: N/A

Depth (Feet)	Interval	% Recovery	Sample ID	PID/FID (ppm)	USCS	Soil Description	Depth (Feet)	Comments
						boring is gray to orange clay similar to previous trace gravel near top 1.5 feet		12:44pm
		57"	0-5	0 ppm				
5		21"	5-7	0 ppm		clay is uniform clay gray and orange	5	12:44pm
10							10	
15							15	
20							20	
25							25	

PRUDENT TECHNOLOGIES, INC.
dba Prudent Environmental Services, Inc.

BORING LOG: LL4-413M-01

Sheet: 1 of 1
Date: 06/28/11

Site Name: LL4 Building
Site Address: Ravenna Army Ammunition Plant, Ravenna, Ohio

Project No: G-510001 (LL 1-4, 12)
Logged By: Amanda Miller
Reviewed By: John Jent
Drilled By: Frontz Drilling
Driller: Ethan Frontz
Drilling Method: Geo Probe
Total Depth: 78"
Sampling Method: Split Spoon
Groundwater Depth: N/A
Groundwater Measurement: N/A
TOC Elevation:
Groundwater Elevation: N/A

Depth (Feet)	Interval	% Recovery	Sample ID	PID/FID (ppm)	USCS	Soil Description	Depth (Feet)	Comments
		51"	0-5	0 ppm		organics and dark brown clay @ approx. 2 feet is a gravel seam. The rest of the boring is clay - orange to gray. Timber at approx. 15" from end		1:16pm timber present
5		27"	5-7	0 ppm		entire sample is clay gray, orange and brown. Trace sand present @ last approx. 4"	5	1:21pm
10							10	
15							15	
20							20	
25							25	

PRUDENT TECHNOLOGIES, INC.
dba Prudent Environmental Services, Inc.

BORING LOG: LL4-411M-8

Sheet: 1 of 1
Date: 06/27/11

Site Name: LL4 Building
Site Address: Ravenna Army Ammunition Plant, Ravenna, Ohio

Project No: G-510001 (LL 1-4, 12)
Logged By: Morgan Helfrich
Reviewed By: John Jent
Drilled By: Frontz Drilling
Driller: Ethan Frontz
Drilling Method: Geo Probe
Total Depth: 70"
Sampling Method:
Groundwater Depth: N/A
Groundwater Measurement: N/A
TOC Elevation:
Groundwater Elevation: N/A

Depth (Feet)	Interval	% Recovery	Sample ID	PID/FID (ppm)	USCS	Soil Description	Depth (Feet)	Comments
	x				GM	0"5" sand and gravel fill		9:34
	x				--------			
	x					5"-47" silty platy clay, all red/brown		
	x		0-5	0 ppm				
	x	47"			CL			
5	x				CL	47"-40" silty platy clay	5	
	x	23"	5-7	0 ppm	--------	49"-51" sandy w/ gravel		
	x				GM	51"-54" fine grained sand/silt		
	x				--------	54"-65" wet clay, platy		
	x				ML			
					--------	65"-70" f.g. sand, all red/brown		
					CL			
					ML			
10							10	
15							15	
20							20	
25							25	

PRUDENT TECHNOLOGIES, INC.
dba Prudent Environmental Services, Inc.

BORING LOG: LL4-411M-7

Sheet: 1 of 1
Date: 06/27/11

Site Name: LL4 Building
Site Address: Ravenna Army Ammunition Plant, Ravenna, Ohio

Project No: G-510001 (LL 1-4, 12)
Logged By: Amanda Miller & Morgan Helfrich
Reviewed By: John Jent
Drilled By: Frontz Drilling
Driller: Ethan Frontz
Drilling Method: Geo Probe
Total Depth: 61"
Sampling Method:
Groundwater Depth: N/A
Groundwater Measurement: N/A
TOC Elevation:
Groundwater Elevation: N/A

Depth (Feet)	Interval	% Recovery	Sample ID	PID/FID (ppm)	USCS	Soil Description	Depth (Feet)	Comments
	x				SW	First 7" is sandy w/ organics		9:12
	x					7"-12" slag w/ gravel		
	x		1-5	0 ppm	GM	12"-16" becoming clay		
	x	39"			CL	16"-39" is dense clay, all is reddish brown		
5	x					0"-2" (30"-41") dense clay	5	9:20
	x	22"	5-6	0 ppm	SW	2"-6" (41"-47") sandy w/ organics		became saturated @ 53"
	x				CH	6"-22" (47"-61") vfg clay, same red brown color		
10							10	
15							15	
20							20	
25							25	

PRUDENT TECHNOLOGIES, INC.
dba Prudent Environmental Services, Inc.

BORING LOG: LL4-411M-6

Sheet: 1 of 1
Date: 06/27/11

Site Name: LL4 Building
Site Address: Ravenna Army Ammunition Plant, Ravenna, Ohio

Project No: G-510001 (LL 1-4, 12)
Logged By: Morgan Helfrich
Reviewed By: John Jent
Drilled By: Frontz Drilling
Driller: Ethan Frontz
Drilling Method: Geo Probe
Total Depth: 45"
Sampling Method:
Groundwater Depth: N/A
Groundwater Measurement: N/A
TOC Elevation:
Groundwater Elevation: N/A

Depth (Feet)	Interval	% Recovery	Sample ID	PID/FID (ppm)	USCS	Soil Description	Depth (Feet)	Comments
	x					0"-4" sandy w/ organics, reddish brown fill		9:34
	x				SW			
	x				--------	4"-8" sandy w/ darker black coloration fill		
	x				GM			
	x		0-5	0 ppm	--------	8"-10" sandy w/ gravel		
	x	25"				10"-25" dense clay of reddish brown		
	x				CL			
5	x					25"-27" sandy w/ mixed clay and gravel red/brown	5	
	x	20"	5-7	0 ppm	--------	27"-34" dense clay red/brown		
	x				GM			
	x				--------			
	x				CL	34"-38" sandy w/ clay mix		

					SP	38"-45" saturated clay red/brown		

					CH			
10							10	
15							15	
20							20	
25							25	

PRUDENT TECHNOLOGIES, INC.
dba Prudent Environmental Services, Inc.

BORING LOG: LL4-411M-5

Sheet: 1 of 1
Date: 06/27/11

Site Name: LL4 Building
Site Address: Ravenna Army Ammunition Plant, Ravenna, Ohio

Project No: G-510001 (LL 1-4, 12)
Logged By: Morgan Helfrich
Reviewed By: John Jent
Drilled By: Frontz Drilling
Driller: Ethan Frontz
Drilling Method: Geo Probe
Total Depth: 65"
Sampling Method:
Groundwater Depth: N/A
Groundwater Measurement: N/A
TOC Elevation:
Groundwater Elevation: N/A

Depth (Feet)	Interval	% Recovery	Sample ID	PID/FID (ppm)	USCS	Soil Description	Depth (Feet)	Comments
	x				GC	0"-7" sandy fill, brown		
	x				OL	7"-14" black organic clay w/ slag		
	x	44"	0-5	0 ppm		14"-44" silty platy clay, brown/red		
	x				CL			
5	x	21"	5-7	0 ppm	CH	44"-49" silty platy clay	5	
	x				CL	49"-57" saturated clay		
	x					57"-65" silty platy clay all greyish in color		
10							10	
15							15	
20							20	
25							25	

PRUDENT TECHNOLOGIES, INC.
dba Prudent Environmental Services, Inc.

BORING LOG: LL4-411M-4

Sheet: 1 of 1
Date: 06/27/11

Site Name: LL4 Building
Site Address: Ravenna Army Ammunition Plant, Ravenna, Ohio

Project No: G-510001 (LL 1-4, 12)
Logged By: Morgan Helfrich
Reviewed By: John Jent
Drilled By: Frontz Drilling
Driller: Ethan Frontz
Drilling Method: Geo Probe
Total Depth: 54"
Sampling Method:
Groundwater Depth: N/A
Groundwater Measurement: N/A
TOC Elevation:
Groundwater Elevation: N/A

Depth (Feet)	Interval	% Recovery	Sample ID	PID/FID (ppm)	USCS	Soil Description	Depth (Feet)	Comments
					GM	0"-13" coarse red/brown gravely sand w/ some grey layers		
		28"	0-5	0 ppm	CL	13"-28" brown and grey clay		
5		26"	5-7	0 ppm	GM	28"-38" red/brown sand w/ gravel and silt	5	
					CL	38"-54" brown and grey clay		
10							10	
15							15	
20							20	
25							25	

PRUDENT TECHNOLOGIES, INC.
dba Prudent Environmental Services, Inc.

BORING LOG: LL4-411M-3

Sheet: 1 of 1
Date: 06/27/11

Site Name: LL4 Building
Site Address: Ravenna Army Ammunition Plant, Ravenna, Ohio

Project No: G-510001 (LL 1-4, 12)
Logged By: Morgan Helfrich
Reviewed By: John Jent
Drilled By: Frontz Drilling
Driller: Ethan Frontz
Drilling Method: Geo Probe
Total Depth: 58"
Sampling Method:
Groundwater Depth: N/A
Groundwater Measurement: N/A
TOC Elevation:
Groundwater Elevation: N/A

Depth (Feet)	Interval	% Recovery	Sample ID	PID/FID (ppm)	USCS	Soil Description	Depth (Feet)	Comments
	x				GC	Sandy fill w/ gravel & slag. Moist grey & brown in color 4"-14"		
	x	27"	0-5	0 ppm	CL	14"-27" silty platy clay		
5	x	31"	5-7	0 ppm	SP	27"-29" sandy gravel w/ silt	5	
					CL	29"-33" silty clay		
					SP	33"-35" brown sand		
					CL	35"-58" silty platy clay		
10							10	
15							15	
20							20	
25							25	

PRUDENT TECHNOLOGIES, INC.
dba Prudent Environmental Services, Inc.

BORING LOG: LL4-411M-2

Sheet: 1 of 1
Date: 06/27/11

Site Name: LL4 Building
Site Address: Ravenna Army Ammunition Plant, Ravenna, Ohio

Project No: G-510001 (LL 1-4, 12)
Logged By: Morgan Helfrich
Reviewed By: John Jent
Drilled By: Frontz Drilling
Driller: Ethan Frontz
Drilling Method: Geo Probe
Total Depth: 60"
Sampling Method:
Groundwater Depth: N/A
Groundwater Measurement: N/A
TOC Elevation:
Groundwater Elevation: N/A

Depth (Feet)	Interval	% Recovery	Sample ID	PID/FID (ppm)	USCS	Soil Description	Depth (Feet)	Comments
	x				GM	0"-5" poorly sorted sand, brown/red		
	x				--------			
	x					5"-36" platy clay		
	x		0-5	0 ppm				
	x	36"			CL			
	x							
5	x						5	
	x	24"	5-7	0 ppm		36"-60" platy clay		
	x				CL			
	x							
10							10	
15							15	
20							20	
25							25	

PRUDENT TECHNOLOGIES, INC.
dba Prudent Environmental Services, Inc.

BORING LOG: LL4-411M-1

Sheet: 1 of 1
Date: 06/27/11

Site Name: LL4 Building
Site Address: Ravenna Army Ammunition Plant, Ravenna, Ohio

Project No: G-510001 (LL 1-4, 12)
Logged By: Morgan Helfrich
Reviewed By: John Jent
Drilled By: Frontz Drilling
Driller: Ethan Frontz
Drilling Method: Geo Probe
Total Depth: 45"
Sampling Method:
Groundwater Depth: N/A
Groundwater Measurement: N/A
TOC Elevation:
Groundwater Elevation: N/A

Depth (Feet)	Interval	% Recovery	Sample ID	PID/FID (ppm)	USCS	Soil Description	Depth (Feet)	Comments
						0"-13" coarse sandy brown/grey fill w/ organics		
					GM			
		25"	0-5	0 ppm		13"-15" dark red sand 15-25" grey/brown clay		
					CL			
5		20"	5-7	0 ppm	CL	25"-45" grey/brown mixed clay	5	
10							10	
15							15	
20							20	
25							25	

PRUDENT TECHNOLOGIES, INC.
dba Prudent Environmental Services, Inc.

BORING LOG: LL4-410M-08

Sheet: 1 of 1
Date: 06/27/11

Site Name: LL4 Building
Site Address: Ravenna Army Ammunition Plant, Ravenna, Ohio

Project No: G-510001 (LL 1-4, 12)
Logged By: Amanda Miller
Reviewed By: John Jent
Drilled By: Frontz Drilling
Driller: Ethan Frontz
Drilling Method: Geo Probe
Total Depth: 51"
Sampling Method: Split Spoon
Groundwater Depth: N/A
Groundwater Measurement: N/A
TOC Elevation:
Groundwater Elevation: N/A

Depth (Feet)	Interval	% Recovery	Sample ID	PID/FID (ppm)	USCS	Soil Description	Depth (Feet)	Comments
	x					sand and silt, trace gravel and slag first 9", then more clay. last approx. 15" is brown clay		5:32pm timber present @ top foot.
	x	24"	0-5	0 ppm				made 3 attempts to get better recovery. hitting rock
5	x	27"	5-7	0 ppm		brown clay with trace slag around approx. 4", then clay for approx. 8" with approx. 2" sand seam - moist, last approx.14" is moist swollen clay.	5	5:26pm
10							10	
15							15	
20							20	
25							25	

PRUDENT TECHNOLOGIES, INC.
dba Prudent Environmental Services, Inc.

BORING LOG: LL4-410M-07

Sheet: 1 of 1
Date: 06/27/11

Site Name: LL4 Building
Site Address: Ravenna Army Ammunition Plant, Ravenna, Ohio

Project No: G-510001 (LL 1-4, 12)
Logged By: Amanda Miller
Reviewed By: John Jent
Drilled By: Frontz Drilling
Driller: Ethan Frontz
Drilling Method: Geo Probe
Total Depth: 57"
Sampling Method:
Groundwater Depth: N/A
Groundwater Measurement: N/A
TOC Elevation:
Groundwater Elevation: N/A

Depth (Feet)	Interval	% Recovery	Sample ID	PID/FID (ppm)	USCS	Soil Description	Depth (Feet)	Comments
					SM/ CL	brown sandy, silt and some gravel towards approx. 10", then brown clay		5:14pm timber present @ top foot
		28"	0-5	0 ppm				
5		29"	5-7	0 ppm	CL	brown clay, then approx. 6" is a gravel seam, then brown clay with trace silt	5	5:16pm
10							10	
15							15	
20							20	
25							25	

PRUDENT TECHNOLOGIES, INC.
dba Prudent Environmental Services, Inc.

BORING LOG: LL4-410M-06

Sheet: 1 of 1
Date: 06/27/11

Site Name: LL4 Building
Site Address: Ravenna Army Ammunition Plant, Ravenna, Ohio

Project No: G-510001 (LL 1-4, 12)
Logged By: Amanda Miller
Reviewed By: John Jent
Drilled By: Frontz Drilling
Driller: Ethan Frontz
Drilling Method: Geo Probe
Total Depth: 47"
Sampling Method:
Groundwater Depth: N/A
Groundwater Measurement: N/A
TOC Elevation:
Groundwater Elevation: N/A

Depth (Feet)	Interval	% Recovery	Sample ID	PID/FID (ppm)	USCS	Soil Description	Depth (Feet)	Comments
		28"	0-5	0 ppm	SM/ CL	Sandy silt, moist, some gravel first approx. 10", then brown clay		4:59pm
5		19"	5-7	0 ppm	CL	brown clay with a gravel seam at approx. 4". Then another gravel seam @ approx. 8" and 12"	5	5:04pm
10							10	
15							15	
20							20	
25							25	

PRUDENT TECHNOLOGIES, INC.
dba Prudent Environmental Services, Inc.

BORING LOG: LL4-410M-05

Sheet: 1 of 1
Date: 06/27/11

Site Name: LL4 Building
Site Address: Ravenna Army Ammunition Plant, Ravenna, Ohio

Project No: G-510001 (LL 1-4, 12)
Logged By: Amanda Miller
Reviewed By: John Jent
Drilled By: Frontz Drilling
Driller: Ethan Frontz
Drilling Method: Geo Probe
Total Depth: 58"
Sampling Method:
Groundwater Depth: N/A
Groundwater Measurement: N/A
TOC Elevation:
Groundwater Elevation: N/A

Depth (Feet)	Interval	% Recovery	Sample ID	PID/FID (ppm)	USCS	Soil Description	Depth (Feet)	Comments
		29"	0-5	0 ppm	SC/ CL	First 7"-8" is moist sandy clay fill material w/ organic mat. at top. Then brown clay with little silt		4:38pm
5		29"	5-7	0 ppm	CL	uniform, platy, brown clay with a rock seam @ 4" from top	5	4:42pm
10							10	
15							15	
20							20	
25							25	

PRUDENT TECHNOLOGIES, INC.
dba Prudent Environmental Services, Inc.

BORING LOG: LL4-410M-04

Sheet: 1 of 1
Date: 06/27/11

Site Name: LL4 Building
Site Address: Ravenna Army Ammunition Plant, Ravenna, Ohio

Project No: G-510001 (LL 1-4, 12)
Logged By: Amanda Miller
Reviewed By: John Jent
Drilled By: Frontz Drilling
Driller: Ethan Frontz
Drilling Method: Geo Probe
Total Depth: 48"
Sampling Method:
Groundwater Depth: N/A
Groundwater Measurement: N/A
TOC Elevation:
Groundwater Elevation: N/A

Depth (Feet)	Interval	% Recovery	Sample ID	PID/FID (ppm)	USCS	Soil Description	Depth (Feet)	Comments
	x	27"	0-5	0 ppm	SC	Timber pieces and black organics present @ approx. 14" . First approx. 14" is sandy silts w/ some grave;. Brown . Last approx. 11" is uniform, platy clay, brown. Timber present @ last approx. 2"		4:10pm wood present
5	x	21"	5-7	0 ppm	CL	brown, uniform, clay some is dark brown/gray	5	4:13pm
10							10	
15							15	
20							20	
25							25	

PRUDENT TECHNOLOGIES, INC.
dba Prudent Environmental Services, Inc.

BORING LOG: LL4-410M-03

Sheet: 1 of 1
Date: 06/27/11

Site Name: LL4 Building
Site Address: Ravenna Army Ammunition Plant, Ravenna, Ohio

Project No: G-510001 (LL 1-4, 12)
Logged By: Amanda Miller
Reviewed By: John Jent
Drilled By: Frontz Drilling
Driller: Ethan Frontz
Drilling Method: Geo Probe
Total Depth: 52"
Sampling Method:
Groundwater Depth: N/A
Groundwater Measurement: N/A
TOC Elevation:
Groundwater Elevation: N/A

Depth (Feet)	Interval	% Recovery	Sample ID	PID/FID (ppm)	USCS	Soil Description	Depth (Feet)	Comments
	x	28"	0-5	0 ppm	SC	First approx. 14" is sandy, silty clay with some gravel, then clay, brown and uniform @ last approx. 14"		3:58pm wood pieces present in 1st foot with black organics.
5	x	24"	5-7	0 ppm	CL	brown, uniform, platy clay	5	wood present @ top approx. 10"
10							10	
15							15	
20							20	
25							25	

PRUDENT TECHNOLOGIES, INC.
dba Prudent Environmental Services, Inc.

BORING LOG: LL4-410M-02

Sheet: 1 of 1
Date: 06/27/11

Site Name: LL4 Building
Site Address: Ravenna Army Ammunition Plant, Ravenna, Ohio

Project No: G-510001 (LL 1-4, 12)
Logged By: Amanda Miller
Reviewed By: John Jent
Drilled By: Frontz Drilling
Driller: Ethan Frontz
Drilling Method: Geo Probe
Total Depth: 51"
Sampling Method:
Groundwater Depth: N/A
Groundwater Measurement: N/A
TOC Elevation:
Groundwater Elevation: N/A

Depth (Feet)	Interval	% Recovery	Sample ID	PID/FID (ppm)	USCS	Soil Description	Depth (Feet)	Comments
	x	26"	0-5	0 ppm	SC	Brown sand at first approx. 8". then gray gravely sand for approx. 4". Last approx. 13" is light tan/brown gravel and clay with some slag at last inch.		3:48pm
5	x	25"	5-7	0 ppm	CL	Clay somewhat moist-swollen, light brown with some sand at top approx. 7". Then dryer clay, uniform and platy last approx. 18"	5	3:52pm
10							10	
15							15	
20							20	
25							25	

PRUDENT TECHNOLOGIES, INC.
dba Prudent Environmental Services, Inc.

BORING LOG: LL4-410M-01

Sheet: 1 of 1
Date: 06/27/11

Site Name: LL4 Building
Site Address: Ravenna Army Ammunition Plant, Ravenna, Ohio

Project No: G-510001 (LL 1-4, 12)
Logged By: Amanda Miller
Reviewed By: John Jent
Drilled By: Frontz Drilling
Driller: Ethan Frontz
Drilling Method: Geo Probe
Total Depth: 49"
Sampling Method:
Groundwater Depth: N/A
Groundwater Measurement: N/A
TOC Elevation:
Groundwater Elevation: N/A

Depth (Feet)	Interval	% Recovery	Sample ID	PID/FID (ppm)	USCS	Soil Description	Depth (Feet)	Comments
	x				SP	1st approx. 8" is sand and gravel, brown. then sandy clay with gravel, brown with some yellow		3:35pm
	x	28"	0-5	0 ppm				
5	x	21"	5-7	0 ppm		1st approx. 8" is sand and silt with some gravel. Last approx. 8" is moist gravel and clay	5	3:37pm Wood pieces present and small piece (approx. 1.5") of red stained
10							10	
15							15	
20							20	
25							25	

PRUDENT TECHNOLOGIES, INC. dba Prudent Environmental Services, Inc.

BORING LOG: LL4-407M-8

Sheet: 1 of 1
Date: 06/27/11

Site Name: LL4 Building
Site Address: Ravenna Army Ammunition Plant, Ravenna, Ohio

Project No: G-510001 (LL 1-4, 12)
Logged By: Morgan Helfrich
Reviewed By: John Jent
Drilled By: Frontz Drilling
Driller: Ethan Frontz
Drilling Method: Geo Probe
Total Depth: 72"
Sampling Method:
Groundwater Depth: N/A
Groundwater Measurement: N/A
TOC Elevation:
Groundwater Elevation: N/A

Depth (Feet)	Interval	% Recovery	Sample ID	PID/FID (ppm)	USCS	Soil Description	Depth (Feet)	Comments
	x				SM	0"-4" silty clay w/ organics		
	x	49"	0-5	0 ppm	CL	4"-49" dense clay, all brown w/ grey		
5	x	23"	5-7	0 ppm	SM	49"-53" red/brown silt	5	
	x				CL	53"-61" red/brown sand		
					SM	61"-65" red/brown sand		
					ML / CL / ML	65"-72" grading from sand to silt to clay to silt		
10							10	
15							15	
20							20	
25							25	

PRUDENT TECHNOLOGIES, INC.
dba Prudent Environmental Services, Inc.

BORING LOG: LL4-407M-7

Sheet: 1 of 1
Date: 06/27/11

Site Name: LL4 Building
Site Address: Ravenna Army Ammunition Plant, Ravenna, Ohio

Project No: G-510001 (LL 1-4, 12)
Logged By: Amanda Miller
Reviewed By: John Jent
Drilled By: Frontz Drilling
Driller: Ethan Frontz
Drilling Method: Geo Probe
Total Depth: 87"
Sampling Method:
Groundwater Depth: N/A
Groundwater Measurement: N/A
TOC Elevation:
Groundwater Elevation: N/A

Depth (Feet)	Interval	% Recovery	Sample ID	PID/FID (ppm)	USCS	Soil Description	Depth (Feet)	Comments
		56"	0-5	0 ppm	CL	First approx. 7" is brown clay with slag, then approx. 20" of brown and orange-brown clay with silt. Last approx. 29" is brown uniform clay, platy with some silt.		12:17pm
5		31"	5-7	0 ppm	CL	Similar to last approx. 29" -brown to orange clay and silt, platy	5	12:24pm
10							10	
15							15	
20							20	
25							25	

PRUDENT TECHNOLOGIES, INC.
dba Prudent Environmental Services, Inc.

BORING LOG: LL4-407M-6

Sheet: 1 of 1
Date: 06/27/11

Site Name: LL4 Building
Site Address: Ravenna Army Ammunition Plant, Ravenna, Ohio

Project No: G-510001 (LL 1-4, 12)
Logged By: Amanda Miller
Reviewed By: John Jent
Drilled By: Frontz Drilling
Driller: Ethan Frontz
Drilling Method: Geo Probe
Total Depth: 78"
Sampling Method:
Groundwater Depth: N/A
Groundwater Measurement: N/A
TOC Elevation:
Groundwater Elevation: N/A

Depth (Feet)	Interval	% Recovery	Sample ID	PID/FID (ppm)	USCS	Soil Description	Depth (Feet)	Comments
	x					First approx. 6" is slag and organic then approx. 8" soft brown-org. clay with silt, then rest of boring is brown, uniform, platy clay		12:40pm
	x	52"	0-5	0 ppm	CL			
5	x	26"	5-7	0 ppm	CL	Platy clay with some silt. last 4" is swollen clay and silt (cow liver)	5	12:48pm
10							10	
15							15	
20							20	
25							25	

PRUDENT TECHNOLOGIES, INC.
dba Prudent Environmental Services, Inc.

BORING LOG: LL4-407M-5

Sheet: 1 of 1
Date: 06/27/11

Site Name: LL4 Building
Site Address: Ravenna Army Ammunition Plant, Ravenna, Ohio

Project No: G-510001 (LL 1-4, 12)
Logged By: Amanda Miller
Reviewed By: John Jent
Drilled By: Frontz Drilling
Driller: Ethan Frontz
Drilling Method: Geo Probe
Total Depth: 82"
Sampling Method:
Groundwater Depth: N/A
Groundwater Measurement: N/A
TOC Elevation:
Groundwater Elevation: N/A

Depth (Feet)	Interval	% Recovery	Sample ID	PID/FID (ppm)	USCS	Soil Description	Depth (Feet)	Comments
	x					First approx. 5" is slag and organic, then platy clay light tan-orange in color, uniform throughout rest of boring. More orange as it gets deeper.		12:57pm
	x	58"	0-5	0 ppm	CL			
5	x	24"	5-7	0 ppm	CL	Tan and orange clay, platy, uniform some specks of red/brown	5	1:03pm
10							10	
15							15	
20							20	
25							25	

PRUDENT TECHNOLOGIES, INC.
dba Prudent Environmental Services, Inc.

BORING LOG: LL4-407M-4

Sheet: 1 of 1
Date: 06/27/11

Site Name: LL4 Building
Site Address: Ravenna Army Ammunition Plant, Ravenna, Ohio

Project No: G-510001 (LL 1-4, 12)
Logged By: Amanda Miller
Reviewed By: John Jent
Drilled By: Frontz Drilling
Driller: Ethan Frontz
Drilling Method: Geo Probe
Total Depth: 49"
Sampling Method:
Groundwater Depth: N/A
Groundwater Measurement: N/A
TOC Elevation:
Groundwater Elevation: N/A

Depth (Feet)	Interval	% Recovery	Sample ID	PID/FID (ppm)	USCS	Soil Description	Depth (Feet)	Comments
	x	41"	0-5	0 ppm	GC	Light brown clay and gravel with slag - mostly fill material first approx. 16". Next approx. 25" is brown clay and gravel with more sand than top approx. 16"		1:13pm
5	x	08"	5-7	0 ppm	CL	Clay, platy with gravel and slag, light brown	5	1:16pm
10							10	
15							15	
20							20	
25							25	

PRUDENT TECHNOLOGIES, INC.
dba Prudent Environmental Services, Inc.

BORING LOG: LL4-407M-3

Sheet: 1 of 1
Date: 06/27/11

Site Name: LL4 Building
Site Address: Ravenna Army Ammunition Plant, Ravenna, Ohio

Project No: G-510001 (LL 1-4, 12)
Logged By: Amanda Miller
Reviewed By: John Jent
Drilled By: Frontz Drilling
Driller: Ethan Frontz
Drilling Method: Geo Probe
Total Depth: 81"
Sampling Method:
Groundwater Depth: N/A
Groundwater Measurement: N/A
TOC Elevation:
Groundwater Elevation: N/A

Depth (Feet)	Interval	% Recovery	Sample ID	PID/FID (ppm)	USCS	Soil Description	Depth (Feet)	Comments
	x	57"	0-5	0 ppm	CL	Brown clay somewhat orange, uniform otherwise, platy some silt		2:49pm
5	x	24"	5-7	0 ppm	CL/ SC	Approx. 12" is uniform, platy clay - brown. Last 12" is orange-brown sand w/ some silt	5	2:55pm
10							10	
15							15	
20							20	
25							25	

PRUDENT TECHNOLOGIES, INC.
dba Prudent Environmental Services, Inc.

BORING LOG: LL4-407M-2

Sheet: 1 of 1
Date: 06/27/11

Site Name: LL4 Building
Site Address: Ravenna Army Ammunition Plant, Ravenna, Ohio

Project No: G-510001 (LL 1-4, 12)
Logged By: Amanda Miller
Reviewed By: John Jent
Drilled By: Frontz Drilling
Driller: Ethan Frontz
Drilling Method: Geo Probe
Total Depth: 48"
Sampling Method:
Groundwater Depth: N/A
Groundwater Measurement: N/A
TOC Elevation:
Groundwater Elevation: N/A

Depth (Feet)	Interval	% Recovery	Sample ID	PID/FID (ppm)	USCS	Soil Description	Depth (Feet)	Comments
					SP/ CL	1st 16" is organic material with gravel, sand, silt and clay, brown. last approx. 11" is clay		3:01pm slag present
		27"	0-5	0 ppm				
5		21"	5-7	0 ppm		brown clay uniform. last 8" is gravely clay with approx. 3" of sand at the end.	5	3:04pm
10							10	
15							15	
20							20	
25							25	

PRUDENT TECHNOLOGIES, INC. dba Prudent Environmental Services, Inc.

BORING LOG: LL4-407M-1

Sheet: 1 of 1
Date: 06/27/11

Site Name: LL4 Building
Site Address: Ravenna Army Ammunition Plant, Ravenna, Ohio

Project No: G-510001 (LL 1-4, 12)
Logged By: Amanda Miller
Reviewed By: John Jent
Drilled By: Frontz Drilling
Driller: Ethan Frontz
Drilling Method: Geo Probe
Total Depth: 78"
Sampling Method:
Groundwater Depth: N/A
Groundwater Measurement: N/A
TOC Elevation:
Groundwater Elevation: N/A

Depth (Feet)	Interval	% Recovery	Sample ID	PID/FID (ppm)	USCS	Soil Description	Depth (Feet)	Comments
0–5	x	27"	0-5	0 ppm	SP/CL	1st approx. 8" is organic and clay with some sand and silt. 2 rock/gravel seams are present @ approx. 9"-11" and approx. 20"-22". In between are clay and silt. At approx. 23" is grey clay trans. to brown clay. uniform	0–5	3:19pm
5–7	x	21"	5-7	0 ppm	CL	Brown to lt. brown clay, uniform, somewhat platy, some pieces of gravel	5	3:24pm
10							10	
15							15	
20							20	
25							25	

PRUDENT TECHNOLOGIES, INC.
dba Prudent Environmental Services, Inc.

BORING LOG: LL3-513M-01

Sheet: 1 of 1
Date: 07/1/11

Site Name: LL3 Building DB-4
Site Address: Ravenna Army Ammunition Plant, Ravenna, Ohio

Project No: G-510001 (LL 1-4, 12)
Logged By: Morgan Helfrich
Reviewed By: John Jent
Drilled By: Frontz Drilling
Driller: Ethan Frontz or Helper
Drilling Method: Push Probe
Total Depth: 63" (7')
Sampling Method: Core Barrel
Groundwater Depth: N/A
Groundwater Measurement: N/A
TOC Elevation: N/A
Groundwater Elevation: N/A

Depth (Feet)	Interval	% Recovery	Sample ID	PID/FID (ppm)	USCS	Soil Description	Depth (Feet)	Comments
	x	38"	1-3'	0 ppm	CL	Gray/brown silty clay w/ gravel. 18" crushed gravel seam. 5-7' was very wet brown silty clay w/ gravel		Poor recovery Pushed 3 times with very little material due to compact gravel.
5	x	24"					5	
10							10	
15							15	
20							20	
25							25	

PRUDENT TECHNOLOGIES, INC.
dba Prudent Environmental Services, Inc.

BORING LOG: LL3-415M-10

Sheet: 1 of 1
Date: 06/29/11

Site Name: LL3 Building EB-10
Site Address: Ravenna Army Ammunition Plant, Ravenna, Ohio

Project No: G-510001 (LL 1-4, 12)
Logged By: Amanda Miller
Reviewed By: John Jent
Drilled By: Frontz Drilling
Driller: Ethan Frontz
Drilling Method: Geo Probe
Total Depth: 24"
Sampling Method:
Groundwater Depth: N/A
Groundwater Measurement: N/A
TOC Elevation:
Groundwater Elevation: N/A

Depth (Feet)	Interval	% Recovery	Sample ID	PID/FID (ppm)	USCS	Soil Description	Depth (Feet)	Comments
	x x x x x x x	24"	0-3	0 ppm	SC	San d and s.s. at approx. 3", then slag for approx. 6", platy clay -crumbly gray to brown. terminates at sandstone		1st push to 2.25ft 2nd and 3rd at 2.25ft.
			3-7	0 ppm				
5							5	
10							10	
15							15	
20							20	
25							25	

PRUDENT TECHNOLOGIES, INC.
dba Prudent Environmental Services, Inc.

BORING LOG: LL3-415M-09

Sheet: 1 of 1
Date: 06/29/11

Site Name: LL3 Building EB-10
Site Address: Ravenna Army Ammunition Plant, Ravenna, Ohio

Project No: G-510001 (LL 1-4, 12)
Logged By: Amanda Miller
Reviewed By: John Jent
Drilled By: Frontz Drilling
Driller: Ethan Frontz
Drilling Method: Geo Probe
Total Depth: 18"
Sampling Method:
Groundwater Depth: N/A
Groundwater Measurement: N/A
TOC Elevation:
Groundwater Elevation: N/A

Depth (Feet)	Interval	% Recovery	Sample ID	PID/FID (ppm)	USCS	Soil Description	Depth (Feet)	Comments
	xxxxxx	18"	0-3	0 ppm	CL	Fill material with organic material, slag sandstone and clay.		Pushed 3 times to 2ft.
			3-7	0 ppm				
5							5	
10							10	
15							15	
20							20	
25							25	

PRUDENT TECHNOLOGIES, INC. dba Prudent Environmental Services, Inc.

BORING LOG: LL3-415M-08

Sheet: 1 of 1
Date: 06/29/11

Site Name: LL3 Building EB-10
Site Address: Ravenna Army Ammunition Plant, Ravenna, Ohio

Project No: G-510001 (LL 1-4, 12)
Logged By: Amanda Miller
Reviewed By: John Jent
Drilled By: Frontz Drilling
Driller: Ethan Frontz
Drilling Method: Geo Probe
Total Depth: 38"
Sampling Method:
Groundwater Depth: N/A
Groundwater Measurement: N/A
TOC Elevation:
Groundwater Elevation: N/A

Depth (Feet)	Interval	% Recovery	Sample ID	PID/FID (ppm)	USCS	Soil Description	Depth (Feet)	Comments
					SC	Sample is fill material consisting of sand, gravel, organic material, clay and silt		12:30pm pushed to 4.5ft
		28"	0-3	0 ppm				pushed to 4ft 2 times
						Moist silty clay with gravels - dark gray to brown. Terminates at s.s.		12:32pm timber present @ 1ft - smelled like petroleum.
		10"	3-7					
5				0 ppm			5	
10							10	
15							15	
20							20	
25							25	

PRUDENT TECHNOLOGIES, INC. dba Prudent Environmental Services, Inc.

BORING LOG: LL3-415M-07

Sheet: 1 of 1
Date: 06/29/11

Site Name: LL3 Building EB-10
Site Address: Ravenna Army Ammunition Plant, Ravenna, Ohio

Project No: G-510001 (LL 1-4, 12)
Logged By: Amanda Miller
Reviewed By: John Jent
Drilled By: Frontz Drilling
Driller: Ethan Frontz
Drilling Method: Geo Probe
Total Depth: 39"
Sampling Method:
Groundwater Depth: N/A
Groundwater Measurement: N/A
TOC Elevation:
Groundwater Elevation: N/A

Depth (Feet)	Interval	% Recovery	Sample ID	PID/FID (ppm)	USCS	Soil Description	Depth (Feet)	Comments
					CL	Greenish-gray clay until last approx. 4" is slag, then 1" of sand and sandstone. Organic debris at top.		12:05pm 1st push to 5ft 3 times
		26"	0-3	0 ppm				
						Sand and sandstone lt. orange, tan with some gray. Last approx. 8" more gray color and more clay		12:07pm
		13"	3-7	0 ppm	SC			
5							5	
10							10	
15							15	
20							20	
25							25	

PRUDENT TECHNOLOGIES, INC. dba Prudent Environmental Services, Inc.

BORING LOG: LL3-415M-06

Sheet: 1 of 1
Date: 06/29/11

Site Name: LL3 Building EB-10
Site Address: Ravenna Army Ammunition Plant, Ravenna, Ohio

Project No: G-510001 (LL 1-4, 12)
Logged By: Amanda Miller
Reviewed By: John Jent
Drilled By: Frontz Drilling
Driller: Ethan Frontz
Drilling Method: Geo Probe
Total Depth: 45"
Sampling Method:
Groundwater Depth: N/A
Groundwater Measurement: N/A
TOC Elevation:
Groundwater Elevation: N/A

Depth (Feet)	Interval	% Recovery	Sample ID	PID/FID (ppm)	USCS	Soil Description	Depth (Feet)	Comments
		29"	0-3	0 ppm	SC	First approx. 4" is gravel sand and clay then approx. 3" of dark red/brown silty clay, then approx. 8" of sand and sandstone, then approx. 4" of dark red/brown silty clay, then last approx. 10" is sand and s.s.		Push 1 hit refusal at 5ft.
								Push 2 hit refusal at 5ft.
								Push 3 hit refusal at 5.5ft. Used 3rd push @ 11:48am
		16"	3-7	0 ppm	SC	Entire sample is sand and sandstone w/ clay. lt. tan		
5							5	
10							10	
15							15	
20							20	
25							25	

PRUDENT TECHNOLOGIES, INC. dba Prudent Environmental Services, Inc.

BORING LOG: LL3-415M-05

Sheet: 1 of 1
Date: 06/29/11

Site Name: LL3 Building EB-10
Site Address: Ravenna Army Ammunition Plant, Ravenna, Ohio

Project No: G-510001 (LL 1-4, 12)
Logged By: Morgan Helfrich
Reviewed By: John Jent
Drilled By: Frontz Drilling
Driller: Ethan Frontz
Drilling Method: Geo Probe
Total Depth: 27"
Sampling Method:
Groundwater Depth: N/A
Groundwater Measurement: N/A
TOC Elevation:
Groundwater Elevation: N/A

Depth (Feet)	Interval	% Recovery	Sample ID	PID/FID (ppm)	USCS	Soil Description	Depth (Feet)	Comments
	x x x x x x x	27"	0-5	0 ppm	GC SM/ CL	Poorly sorted silt/sand/pebbles, brown in color. Slag at 6" and turning gray then back to dark brown. Transitioning clay and sand layers. Turned to lt. brown f.g. sand w/ gray clay layers at 20"		Push 1 hit refusal at 3ft. Push 2 hit refusal at 3ft. Push 3 hit refusal at 3ft.
5			5-7	0 ppm			5	
10							10	
15							15	
20							20	
25							25	

PRUDENT TECHNOLOGIES, INC. dba Prudent Environmental Services, Inc.

BORING LOG: LL3-415M-04

Sheet: 1 of 1
Date: 06/29/11

Site Name: LL3 Building EB-10
Site Address: Ravenna Army Ammunition Plant, Ravenna, Ohio

Project No: G-510001 (LL 1-4, 12)
Logged By: Morgan Helfrich
Reviewed By: John Jent
Drilled By: Frontz Drilling
Driller: Ethan Frontz
Drilling Method: Geo Probe
Total Depth: 25"
Sampling Method:
Groundwater Depth: N/A
Groundwater Measurement: N/A
TOC Elevation:
Groundwater Elevation: N/A

Depth (Feet)	Interval	% Recovery	Sample ID	PID/FID (ppm)	USCS	Soil Description	Depth (Feet)	Comments
	x x x x x x x x	25"	0-5	0 ppm	GC to SM/CL	Using push 3 as sample. Poorly sorted v.f.g. silt/sand and pebbles. lt. brown first 10". Fewer pebbles after 10". 10"-12" very lt. brown sandy material w/ interbedded clay. Blunt transition to ark brown/red clay/silt 12"-14". Last few inches a sandy red w/ interbedded gray clay		Push 1 hit refusal at 3ft. Push 2 hit refusal at 3ft. Push 3 hit refusal at 3ft.
5			5-7	0 ppm			5	
10							10	
15							15	
20							20	
25							25	

PRUDENT TECHNOLOGIES, INC. dba Prudent Environmental Services, Inc.

BORING LOG: LL3-415M-03

Sheet: 1 of 1
Date: 06/29/11

Site Name: LL3 Building EB-10
Site Address: Ravenna Army Ammunition Plant, Ravenna, Ohio

Project No: G-510001 (LL 1-4, 12)
Logged By: Morgan Helfrich
Reviewed By: John Jent
Drilled By: Frontz Drilling
Driller: Ethan Frontz
Drilling Method: Geo Probe
Total Depth: 21"
Sampling Method:
Groundwater Depth: N/A
Groundwater Measurement: N/A
TOC Elevation:
Groundwater Elevation: N/A

Depth (Feet)	Interval	% Recovery	Sample ID	PID/FID (ppm)	USCS	Soil Description	Depth (Feet)	Comments
	XXXXXX	21"			SM	White/tan f.g. sandy fill. Transition to a lt.brown silty sand. well sorted		Pushed 1st time to 2ft. with very little recovery. Hit refusal @ 3ft.
			0-5	0 ppm				Push 2 hit refusal at 2.75ft.
								Push 3 hit refusal at 3ft.
5			5-7	0 ppm			5	
10							10	
15							15	
20							20	
25							25	

PRUDENT TECHNOLOGIES, INC. dba Prudent Environmental Services, Inc.

BORING LOG: LL3-415M-02

Sheet: 1 of 1
Date: 06/29/11

Site Name: LL3 Building EB-10
Site Address: Ravenna Army Ammunition Plant, Ravenna, Ohio

Project No: G-510001 (LL 1-4, 12)
Logged By: Morgan Helfrich
Reviewed By: John Jent
Drilled By: Frontz Drilling
Driller: Ethan Frontz
Drilling Method: Geo Probe
Total Depth: 22"
Sampling Method:
Groundwater Depth: N/A
Groundwater Measurement: N/A
TOC Elevation:
Groundwater Elevation: N/A

Depth (Feet)	Interval	% Recovery	Sample ID	PID/FID (ppm)	USCS	Soil Description	Depth (Feet)	Comments
	xxxxxx	22"			SM/ CL	Dark brown silty clay grading to a dense clay. Blunt transition to lt. brown sand (f.g.)		Pushed 1st time to 2.5ft. Refusal @ 3ft. @9:42am.
			0-5	0 ppm				Sampled 2nd push.
								Pushed 3 times total.
								Refusal @ 3ft. Stop Push
5			5-7	0 ppm			5	
10							10	
15							15	
20							20	
25							25	

PRUDENT TECHNOLOGIES, INC. dba Prudent Environmental Services, Inc.

BORING LOG: LL3-415M-01

Sheet: 1 of 1
Date: 06/29/11

Site Name: LL3 Building EB-10
Site Address: Ravenna Army Ammunition Plant, Ravenna, Ohio

Project No: G-510001 (LL 1-4, 12)
Logged By: Morgan Helfrich & Amanda Mille
Reviewed By: John Jent
Drilled By: Frontz Drilling
Driller: Ethan Frontz
Drilling Method: Geo Probe
Total Depth: 48"
Sampling Method:
Groundwater Depth: N/A
Groundwater Measurement: N/A
TOC Elevation:
Groundwater Elevation: N/A

Depth (Feet)	Interval	% Recovery	Sample ID	PID/FID (ppm)	USCS	Soil Description	Depth (Feet)	Comments
					GC	Poorly sorted sand w/ silt and pebbles, brown w/ organics and starts to turn gray 2ft in. Slag pebbles at 3ft then grades into brown/gray clay @ 5ft.		8:57am
		36"	0-5	0 ppm				1st push to 6ft.
					SC			
5		12"	5-7	0 ppm		Brown f.g. sand w/ blunt transition to poorly sorted gray sand. Blunt transition to brown clay at last 3"	5	
					CL			
10							10	
15							15	
20							20	
25							25	

PRUDENT TECHNOLOGIES, INC. dba Prudent Environmental Services, Inc.

BORING LOG: LL3-414M-10

Sheet: 1 of 1
Date: 06/29/11

Site Name: LL3 Building EB-10
Site Address: Ravenna Army Ammunition Plant, Ravenna, Ohio

Project No: G-510001 (LL 1-4, 12)
Logged By: Morgan Helfrich
Reviewed By: John Jent
Drilled By: Frontz Drilling
Driller: Ethan Frontz
Drilling Method: Geo Probe
Total Depth: 24"
Sampling Method:
Groundwater Depth: N/A
Groundwater Measurement: N/A
TOC Elevation:
Groundwater Elevation: N/A

Depth (Feet)	Interval	% Recovery	Sample ID	PID/FID (ppm)	USCS	Soil Description	Depth (Feet)	Comments
	x x x x x x x	24"	0-3	0 ppm	GM SC	Poorly sorted brown sandy fill. Slag at 10". Sandy silt after slag 10"-19". Vein of dark organics and dark red clay 19"-20". Brown and gray silty clay 20"-24"		Push 1 -refusal at 2.5ft Push 2 -refusal at 2ft Push 3 -refusal at 3ft. sampled
			3-7	0 ppm				
5							5	
10							10	
15							15	
20							20	
25							25	

PRUDENT TECHNOLOGIES, INC. dba Prudent Environmental Services, Inc.

BORING LOG: LL3-414M-09

Sheet: 1 of 1
Date: 06/29/11

Site Name: LL3 Building EB-10
Site Address: Ravenna Army Ammunition Plant, Ravenna, Ohio

Project No: G-510001 (LL 1-4, 12)
Logged By: Morgan Helfrich
Reviewed By: John Jent
Drilled By: Frontz Drilling
Driller: Ethan Frontz
Drilling Method: Geo Probe
Total Depth: 32"
Sampling Method:
Groundwater Depth: N/A
Groundwater Measurement: N/A
TOC Elevation:
Groundwater Elevation: N/A

Depth (Feet)	Interval	% Recovery	Sample ID	PID/FID (ppm)	USCS	Soil Description	Depth (Feet)	Comments
0–4	x	25"	0-3	0 ppm	SM	Dark brown sandy/silt w/ slag at 3" and 19". Grain size fining toward bottom.		Push 1 -refusal at 4ft Push 2 -refusal at 3.5ft
	x	7"	3-7	0 ppm	CL	Sandy silt and clay. Dark brown w/ some rock frags.		
5							5	
10							10	
15							15	
20							20	
25							25	

PRUDENT TECHNOLOGIES, INC. dba Prudent Environmental Services, Inc.

BORING LOG: LL3-414M-08

Sheet: 1 of 1
Date: 06/29/11

Site Name: LL3 Building EB-10
Site Address: Ravenna Army Ammunition Plant, Ravenna, Ohio

Project No: G-510001 (LL 1-4, 12)
Logged By: Morgan Helfrich
Reviewed By: John Jent
Drilled By: Frontz Drilling
Driller: Ethan Frontz
Drilling Method: Geo Probe
Total Depth: 16"
Sampling Method:
Groundwater Depth: N/A
Groundwater Measurement: N/A
TOC Elevation:
Groundwater Elevation: N/A

Depth (Feet)	Interval	% Recovery	Sample ID	PID/FID (ppm)	USCS	Soil Description	Depth (Feet)	Comments
	x x x x x x x x x x	16"	0-3	0 ppm	GC	Gray calys mixed w/ brown/tan sandy silt. Mixed salg		Push 1 -refusal at 3ft Push 2 -refusal at 3ft Push 3 -refusal at 3ft
			3-7	0 ppm				
5							5	
10							10	
15							15	
20							20	
25							25	

PRUDENT TECHNOLOGIES, INC. dba Prudent Environmental Services, Inc.

BORING LOG: LL3-414M-07

Sheet: 1 of 1
Date: 06/29/11

Site Name: LL3 Building EB-10
Site Address: Ravenna Army Ammunition Plant, Ravenna, Ohio

Project No: G-510001 (LL 1-4, 12)
Logged By: Morgan Helfrich
Reviewed By: John Jent
Drilled By: Frontz Drilling
Driller: Ethan Frontz
Drilling Method: Geo Probe
Total Depth: 22"
Sampling Method:
Groundwater Depth: N/A
Groundwater Measurement: N/A
TOC Elevation:
Groundwater Elevation: N/A

Depth (Feet)	Interval	% Recovery	Sample ID	PID/FID (ppm)	USCS	Soil Description	Depth (Feet)	Comments
	x x x x x x x x	22"	0-3	0 ppm	GC/ SM	Lt. brown sandy fill and layered gray clay. 6" down brown sandy silt. 16" down gray clay layer approx. 5". Last approx. 4" is lt. tan sandy fill w/ rock.		Push 1 -refusal at 1.5ft Push 2 -refusal at 2.5ft
			3-7	0 ppm				
5							5	
10							10	
15							15	
20							20	
25							25	

PRUDENT TECHNOLOGIES, INC. dba Prudent Environmental Services, Inc.

BORING LOG: LL3-414M-06

Sheet: 1 of 1
Date: 06/29/11

Site Name: LL3 Building EB-10
Site Address: Ravenna Army Ammunition Plant, Ravenna, Ohio

Project No: G-510001 (LL 1-4, 12)
Logged By: Morgan Helfrich
Reviewed By: John Jent
Drilled By: Frontz Drilling
Driller: Ethan Frontz
Drilling Method: Geo Probe
Total Depth: 35"
Sampling Method:
Groundwater Depth: N/A
Groundwater Measurement: N/A
TOC Elevation:
Groundwater Elevation: N/A

Depth (Feet)	Interval	% Recovery	Sample ID	PID/FID (ppm)	USCS	Soil Description	Depth (Feet)	Comments
		13"	0-3	0 ppm	GC	Sandy silt w/ gray clay and rocks. Wood pieces. Sand is dark brown. Lt. brown sand grading to silt w/ organics, rocks and gray clay. At 20"-28" is red/brown sand (f.g.) clay layer at 30". Transitioning sand and clay (repeating layers).		Pushed to 7ft
			3-7		SM/ CL			
5		22"		0 ppm			5	
10							10	
15							15	
20							20	
25							25	

PRUDENT TECHNOLOGIES, INC. dba Prudent Environmental Services, Inc.

BORING LOG: LL3-414M-05

Sheet: 1 of 1
Date: 06/29/11

Site Name: LL3 Building EB-10
Site Address: Ravenna Army Ammunition Plant, Ravenna, Ohio

Project No: G-510001 (LL 1-4, 12)
Logged By: Morgan Helfrich
Reviewed By: John Jent
Drilled By: Frontz Drilling
Driller: Ethan Frontz
Drilling Method: Geo Probe
Total Depth: 28"
Sampling Method:
Groundwater Depth: N/A
Groundwater Measurement: N/A
TOC Elevation:
Groundwater Elevation: N/A

Depth (Feet)	Interval	% Recovery	Sample ID	PID/FID (ppm)	USCS	Soil Description	Depth (Feet)	Comments
		19"	0-3	0 ppm	GC	Poorly sorted silty sand of dark brown. Layer of lt. brown sand at 10". Dark drown clay w/ dark gray slag to 26". Gray clay w/ brown sand 26"-28".		Push 1 - refusal at 3.5ft Push 2 - refusal at 5.5ft
			3-7		SM/ CL			
5		9"		0 ppm			5	
10							10	
15							15	
20							20	
25							25	

PRUDENT TECHNOLOGIES, INC. dba Prudent Environmental Services, Inc.

BORING LOG: LL3-414M-04

Sheet: 1 of 1
Date: 06/29/11

Site Name: LL3 Building EB-10
Site Address: Ravenna Army Ammunition Plant, Ravenna, Ohio

Project No: G-510001 (LL 1-4, 12)
Logged By: Morgan Helfrich
Reviewed By: John Jent
Drilled By: Frontz Drilling
Driller: Ethan Frontz
Drilling Method: Geo Probe
Total Depth: 42"
Sampling Method:
Groundwater Depth: N/A
Groundwater Measurement: N/A
TOC Elevation:
Groundwater Elevation: N/A

Depth (Feet)	Interval	% Recovery	Sample ID	PID/FID (ppm)	USCS	Soil Description	Depth (Feet)	Comments
	x	22"	0-3	0 ppm	SM	F.g. sand, brown w/ gray clay from 5"-25" w/ more clay at bottom. Wet f.g. brown sand 25"-42" w/ a layer of gray clay at 38"		refusal at 6ft
5	x	20"	3-7	0 ppm			5	
10							10	
15							15	
20							20	
25							25	

PRUDENT TECHNOLOGIES, INC. dba Prudent Environmental Services, Inc.

BORING LOG: LL3-414M-03

Sheet: 1 of 1
Date: 06/29/11

Site Name: LL3 Building EB-10
Site Address: Ravenna Army Ammunition Plant, Ravenna, Ohio

Project No: G-510001 (LL 1-4, 12)
Logged By: Morgan Helfrich
Reviewed By: John Jent
Drilled By: Frontz Drilling
Driller: Ethan Frontz
Drilling Method: Geo Probe
Total Depth: 45"
Sampling Method:
Groundwater Depth: N/A
Groundwater Measurement: N/A
TOC Elevation:
Groundwater Elevation: N/A

Depth (Feet)	Interval	% Recovery	Sample ID	PID/FID (ppm)	USCS	Soil Description	Depth (Feet)	Comments
		21"	0-3	0 ppm	GC/ SM	v.f.g. brown and tan sand w/ gray clay mixed in. Layer if slag at 3". Dark red/brown sand from 16"-43". Lt. brown last 2". Pebbles throughout. Trace organics at 18"		pushed to 6.5ft
			3-7					
5		24"		0 ppm			5	
10							10	
15							15	
20							20	
25							25	

PRUDENT TECHNOLOGIES, INC.
dba Prudent Environmental Services, Inc.

BORING LOG: LL3-414M-02

Sheet: 1 of 1
Date: 06/29/11

Site Name: LL3 Building EB-10
Site Address: Ravenna Army Ammunition Plant, Ravenna, Ohio

Project No: G-510001 (LL 1-4, 12)
Logged By: Morgan Helfrich
Reviewed By: John Jent
Drilled By: Frontz Drilling
Driller: Ethan Frontz
Drilling Method: Geo Probe
Total Depth: 30"
Sampling Method:
Groundwater Depth: N/A
Groundwater Measurement: N/A
TOC Elevation:
Groundwater Elevation: N/A

Depth (Feet)	Interval	% Recovery	Sample ID	PID/FID (ppm)	USCS	Soil Description	Depth (Feet)	Comments
	x	22"	0-3	0 ppm	CL to SM	crushed slag w/ gray clay - 4". Transition from gray clay to brown/tan v.f.g. sand at bottom. Brown sandy clay 3-5ft.		refusal at 5ft
	x	8"	3-7	0 ppm				
5							5	
10							10	
15							15	
20							20	
25							25	

PRUDENT TECHNOLOGIES, INC. dba Prudent Environmental Services, Inc.

BORING LOG: LL3-414M-01

Sheet: 1 of 1
Date: 06/29/11

Site Name: LL3 Building EB-10
Site Address: Ravenna Army Ammunition Plant, Ravenna, Ohio

Project No: G-510001 (LL 1-4, 12)
Logged By: Morgan Helfrich
Reviewed By: John Jent
Drilled By: Frontz Drilling
Driller: Ethan Frontz
Drilling Method: Geo Probe
Total Depth: 37"
Sampling Method:
Groundwater Depth: N/A
Groundwater Measurement: N/A
TOC Elevation:
Groundwater Elevation: N/A

Depth (Feet)	Interval	% Recovery	Sample ID	PID/FID (ppm)	USCS	Soil Description	Depth (Feet)	Comments
		29"	0-3	0 ppm	SM/ CL	crushed slag first 6" mixed v.f.g. sand of red/brown/tan w/ gray clay. Rocks throughout		refusal at 5.5ft
		8"	3-7	0 ppm				
5							5	
10							10	
15							15	
20							20	
25							25	

PRUDENT TECHNOLOGIES, INC. dba Prudent Environmental Services, Inc.

BORING LOG: LL3-413M-08

Sheet: 1 of 1
Date: 06/30/11

Site Name: LL3 Building EB-04
Site Address: Ravenna Army Ammunition Plant, Ravenna, Ohio

Project No: G-510001 (LL 1-4, 12)
Logged By: Tomas Hernandez
Reviewed By: John Jent
Drilled By: Frontz Drilling
Driller: Ethan Frontz
Drilling Method: Push Probe
Total Depth: 36"
Sampling Method: Core Barrel
Groundwater Depth: N/A
Groundwater Measurement: N/A
TOC Elevation: N/A
Groundwater Elevation: N/A

Depth (Feet)	Interval	% Recovery	Sample ID	PID/FID (ppm)	USCS	Soil Description	Depth (Feet)	Comments
	x	36"	1-3'	0 ppm	Fill	Brown to dark brown silty clay Gravel (slag) silty/sand trans. to dark brown red silty clay TD @ 3'		2:14pm 1-5ft: push 1: 3' recovery push 2: 3' recovery push 3: 3' recovery
5							5	
10							10	
15							15	
20							20	
25							25	

PRUDENT TECHNOLOGIES, INC. dba Prudent Environmental Services, Inc.

BORING LOG: LL3-413M-07

Sheet: 1 of 1
Date: 06/30/11

Site Name: LL3 Building EB-04
Site Address: Ravenna Army Ammunition Plant, Ravenna, Ohio

Project No: G-510001 (LL 1-4, 12)
Logged By: Tomas Hernandez
Reviewed By: John Jent
Drilled By: Frontz Drilling
Driller: Ethan Frontz
Drilling Method: Push Probe
Total Depth: 36" (3')
Sampling Method: Core Barrel
Groundwater Depth: N/A
Groundwater Measurement: N/A
TOC Elevation: N/A
Groundwater Elevation: N/A

Depth (Feet)	Interval	% Recovery	Sample ID	PID/FID (ppm)	USCS	Soil Description	Depth (Feet)	Comments
	x	36"	1-3'	0 ppm	Fill	Brown to dark brown silty clay 12"-18" wood Mixed w/ gravel (slag) sand and silt material followed by SS		1:58pm 1-5ft: push 1: 36" recovery push 2: 32" recovery push 3: less than 32" recovery
	x				CL	Dark black orange silty clay TD @ 3'		
5	x						5	
10							10	
15							15	
20							20	
25							25	

PRUDENT TECHNOLOGIES, INC. dba Prudent Environmental Services, Inc.

BORING LOG: LL3-413M-06

Sheet: 1 of 1
Date: 06/30/11

Site Name: LL3 Building EB-04
Site Address: Ravenna Army Ammunition Plant, Ravenna, Ohio

Project No: G-510001 (LL 1-4, 12)
Logged By: Tomas Hernandez
Reviewed By: John Jent
Drilled By: Frontz Drilling
Driller: Ethan Frontz
Drilling Method: Push Probe
Total Depth: 38"
Sampling Method: Core Barrel
Groundwater Depth: N/A
Groundwater Measurement: N/A
TOC Elevation: N/A
Groundwater Elevation: N/A

Depth (Feet)	Interval	% Recovery	Sample ID	PID/FID (ppm)	USCS	Soil Description	Depth (Feet)	Comments
	x	38"			Fill	Brown to dark brown silty clay sandy silt seam at 28". Trans back to brownish orange silty clay		1:50pm
	x		1-3'	0 ppm	CL	TD @ 3.2'		1-5ft: push 1: 3.2' recovery push 2: 3.1' recovery
5	x						5	
10							10	
15							15	
20							20	
25							25	

PRUDENT TECHNOLOGIES, INC.
dba Prudent Environmental Services, Inc.

BORING LOG: LL3-413M-05

Sheet: 1 of 1
Date: 06/30/11

Site Name: LL3 Building EB-04
Site Address: Ravenna Army Ammunition Plant, Ravenna, Ohio

Project No: G-510001 (LL 1-4, 12)
Logged By: Tomas Hernandez
Reviewed By: John Jent
Drilled By: Frontz Drilling
Driller: Ethan Frontz
Drilling Method: Push Probe
Total Depth: 32" (3')
Sampling Method: Core Barrel
Groundwater Depth: N/A
Groundwater Measurement: N/A
TOC Elevation: N/A
Groundwater Elevation: N/A

Depth (Feet)	Interval	% Recovery	Sample ID	PID/FID (ppm)	USCS	Soil Description	Depth (Feet)	Comments
	x				Fill	Light brown silty clay trans. to lt. brown w/ some sandy gravel @ 30"		1:38am
	x	32"						1-5ft:
	x		1-3'	0 ppm	CL	TD @ 3' Sandy clay		push 1- 3' recovery
	x							push 2- 3' recovery
	x							push 3- Less than 3' recovery
	x							
	x							
	x							
	x							
	x							
	x							
	x							
5	x						5	
10							10	
15							15	
20							20	
25							25	

PRUDENT TECHNOLOGIES, INC.
dba Prudent Environmental Services, Inc.

BORING LOG: LL3-413M-04

Sheet: 1 of 1
Date: 06/30/11

Site Name: LL3 Building EB-04
Site Address: Ravenna Army Ammunition Plant, Ravenna, Ohio

Project No: G-510001 (LL 1-4, 12)
Logged By: Tomas Hernandez
Reviewed By: John Jent
Drilled By: Frontz Drilling
Driller: Ethan Frontz
Drilling Method: Push Probe
Total Depth: 56" (5')
Sampling Method: Core Barrel
Groundwater Depth: N/A
Groundwater Measurement: N/A
TOC Elevation: N/A
Groundwater Elevation: N/A

Depth (Feet)	Interval	% Recovery	Sample ID	PID/FID (ppm)	USCS	Soil Description	Depth (Feet)	Comments
	x				Fill	Light brown silty clay		12:12am
	x					dense interbedded silty seams		
	x	56"				Last 6" silty/sandy clay		1-5ft:
	x		1-3'	0 ppm		w/ sandstone		push 1- 16" recovery
	x							push 2- Less than 56" recovery
	x		3-5'			TD @ 5' SS		
	x				CL			
5	x			0 ppm			5	
10							10	
15							15	
20							20	
25							25	

PRUDENT TECHNOLOGIES, INC. dba Prudent Environmental Services, Inc.

BORING LOG: LL3-413M-03

Sheet: 1 of 1
Date: 06/30/11

Site Name: LL3 Building EB-04
Site Address: Ravenna Army Ammunition Plant, Ravenna, Ohio

Project No: G-510001 (LL 1-4, 12)
Logged By: Tomas Hernandez
Reviewed By: John Jent
Drilled By: Frontz Drilling
Driller: Ethan Frontz
Drilling Method: Push Probe
Total Depth: 47" (6.5')
Sampling Method: Core Barrel
Groundwater Depth: N/A
Groundwater Measurement: N/A
TOC Elevation: N/A
Groundwater Elevation: N/A

Depth (Feet)	Interval	% Recovery	Sample ID	PID/FID (ppm)	USCS	Soil Description	Depth (Feet)	Comments
					Fill	Brown silty clay Mixed sandy gravel and clay (slag)		12:00am
		31"	1-3'	0 ppm				1-5ft: push 1- 31" recovery
			3-5'					12:07am
5		16"	5-7'	0 ppm	CL	Orange brown silty clay w/ inter mixed gravel (mostly has silt/sand (fine)) TD @ 6.5'	5	5-7ft: push 1- 16" recovery
10							10	
15							15	
20							20	
25							25	

PRUDENT TECHNOLOGIES, INC.
dba Prudent Environmental Services, Inc.

BORING LOG: LL3-413M-02

Sheet: 1 of 1
Date: 06/30/11

Site Name: LL3 Building EB-04
Site Address: Ravenna Army Ammunition Plant, Ravenna, Ohio

Project No: G-510001 (LL 1-4, 12)
Logged By: Tomas Hernandez
Reviewed By: John Jent
Drilled By: Frontz Drilling
Driller: Ethan Frontz
Drilling Method: Push Probe
Total Depth: 18"
Sampling Method: Core Barrel
Groundwater Depth: N/A
Groundwater Measurement: N/A
TOC Elevation: N/A
Groundwater Elevation: N/A

Depth (Feet)	Interval	% Recovery	Sample ID	PID/FID (ppm)	USCS	Soil Description	Depth (Feet)	Comments
	X X X X X	18"	1-3'	0 ppm	CL	Clay - tanish orange trans. to a silty clay to sandstone TD @ 1.5' SS		11:31am 1-3ft: push 1- 8" recovery push 2- 18" recovery push 3- Less than 18" recovery
5				0 ppm			5	
10							10	
15							15	
20							20	
25							25	

PRUDENT TECHNOLOGIES, INC.
dba Prudent Environmental Services, Inc.

BORING LOG: LL3-413M-01

Sheet: 1 of 1
Date: 06/30/11

Site Name: LL3 Building EB-04
Site Address: Ravenna Army Ammunition Plant, Ravenna, Ohio

Project No: G-510001 (LL 1-4, 12)
Logged By: Tomas Hernandez
Reviewed By: John Jent
Drilled By: Frontz Drilling
Driller: Ethan Frontz
Drilling Method: Push Probe
Total Depth: 53" (4.5')
Sampling Method: Core B
Groundwater Depth: N/A
Groundwater Measurement: N/A
TOC Elevation:
Groundwater Elevation: N/A

Depth (Feet)	Interval	% Recovery	Sample ID	PID/FID (ppm)	USCS	Soil Description	Depth (Feet)	Comments
	x				CL	light silty clay		11:05am
	x					trans. to light gray		
	x	41"				back to light orange borwn		1-3ft:
	x		1-3'	0 ppm				push 1 - 41" recovery
	x					Interbedded silty-sandy clay		
	x							3-7ft:
	x		3-5'			light orange-brown silty clay		push 1 - 12" recovery
	x							
						TD @ 4.5' silty clay		
5				0 ppm			5	
10							10	
15							15	
20							20	
25							25	

PRUDENT TECHNOLOGIES, INC.
dba Prudent Environmental Services, Inc.

BORING LOG: LL3-412M-08

Sheet: 1 of 1
Date: 06/30/11

Site Name: LL3 Building EB-04
Site Address: Ravenna Army Ammunition Plant, Ravenna, Ohio

Project No: G-510001 (LL 1-4, 12)
Logged By: Tomas Hernandez
Reviewed By: John Jent
Drilled By: Frontz Drilling
Driller: Ethan Frontz
Drilling Method: Push Probe
Total Depth: 30" (1.5')
Sampling Method:
Groundwater Depth: N/A
Groundwater Measurement: N/A
TOC Elevation:
Groundwater Elevation: N/A

Depth (Feet)	Interval	% Recovery	Sample ID	PID/FID (ppm)	USCS	Soil Description	Depth (Feet)	Comments
	X X X X X	30"	1-3'	0 ppm	CL	Silty/ caly loam 4" Brown silty clay trans. lt. brown/orange silty clay interbedded silty seams TD @ 1.5ft SS light brown sandstone		10:20am 1-3ft: push 1 - 30" recovery push 2 - 28" recovery push 3 - Less than 28" recovery
5				0 ppm			5	
10							10	
15							15	
20							20	
25							25	

PRUDENT TECHNOLOGIES, INC.
dba Prudent Environmental Services, Inc.

BORING LOG: LL3-412M-07

Sheet: 1 of 1
Date: 06/30/11

Site Name: LL3 Building EB-04
Site Address: Ravenna Army Ammunition Plant, Ravenna, Ohio

Project No: G-510001 (LL 1-4, 12)
Logged By: Tomas Hernandez
Reviewed By: John Jent
Drilled By: Frontz Drilling
Driller: Ethan Frontz
Drilling Method: Push Probe
Total Depth: 33" (2.5')
Sampling Method:
Groundwater Depth: N/A
Groundwater Measurement: N/A
TOC Elevation:
Groundwater Elevation: N/A

Depth (Feet)	Interval	% Recovery	Sample ID	PID/FID (ppm)	USCS	Soil Description	Depth (Feet)	Comments
	X X X X X	33"	1-3'	0 ppm	CL	Black -Brown clay 9" Gravel sea 3" (slag) Trans. to orange brown to brown silty clay - sandy clay TD @ 2.5' SS		10:15am 1-3ft: 1st push - 33" recovery push 2 - 30" recovery push 3 - Less than 30" recovery
5				0 ppm			5	
10							10	
15							15	
20							20	
25							25	

PRUDENT TECHNOLOGIES, INC.
dba Prudent Environmental Services, Inc.

BORING LOG: LL3-412M-06

Sheet: 1 of 1
Date: 06/30/11

Site Name: LL3 Building EB-04
Site Address: Ravenna Army Ammunition Plant, Ravenna, Ohio

Project No: G-510001 (LL 1-4, 12)
Logged By: Tomas Hernandez
Reviewed By: John Jent
Drilled By: Frontz Drilling
Driller: Ethan Frontz
Drilling Method: Push Probe
Total Depth: 46" (1.5')
Sampling Method:
Groundwater Depth: N/A
Groundwater Measurement: N/A
TOC Elevation:
Groundwater Elevation: N/A

Depth (Feet)	Interval	% Recovery	Sample ID	PID/FID (ppm)	USCS	Soil Description	Depth (Feet)	Comments
	X X X X X	18"			CL	Brown orange - dark brown silty clay to clay		9:55am
			1-3'	0 ppm	Fill	TD @ 1.5ft SS, tan-buff		1-3ft: 1st push - 14" recovery push 2 - 13" recovery push 3 - Less than 13" recovery
					CL			
			4-7'					
5				0 ppm			5	
10							10	
15							15	
20							20	
25							25	

PRUDENT TECHNOLOGIES, INC.
dba Prudent Environmental Services, Inc.

BORING LOG: LL3-412M-05

Sheet: 1 of 1
Date: 06/30/11

Site Name: LL3 Building EB-04
Site Address: Ravenna Army Ammunition Plant, Ravenna, Ohio

Project No: G-510001 (LL 1-4, 12)
Logged By: Tomas Hernandez
Reviewed By: John Jent
Drilled By: Frontz Drilling
Driller: Ethan Frontz
Drilling Method: Push Probe
Total Depth: 46" (4.5')
Sampling Method:
Groundwater Depth: N/A
Groundwater Measurement: N/A
TOC Elevation:
Groundwater Elevation: N/A

Depth (Feet)	Interval	% Recovery	Sample ID	PID/FID (ppm)	USCS	Soil Description	Depth (Feet)	Comments
	x				CL	silty loam surface 6"		9:25am
	x	28"			Fill	brown - dark brown silty clay interbedded silty sand seams and gravel		1-3ft:
	x		1-3'	0 ppm				1st push - 42" recovery
	x				CL	brown silty clay		4-7ft:
	x	18"	4-7'					push 1 - 18" recovery
	x					TD @ 4.5 SS		push 2 - Less than 18" recovery
								push 3 - Less than 18" recovery
5				0 ppm			5	
10							10	
15							15	
20							20	
25							25	

PRUDENT TECHNOLOGIES, INC. dba Prudent Environmental Services, Inc.

BORING LOG: LL3-412M-04

Sheet: 1 of 1
Date: 06/30/11

Site Name: LL3 Building EB-04

Site Address: Ravenna Army Ammunition Plant, Ravenna, Ohio

Project No:	G-510001 (LL 1-4, 12)	Logged By:	Tomas Hernandez	Reviewed By:	John Jent
Drilled By:	Frontz Drilling	Driller:	Ethan Frontz	Drilling Method:	Push Probe
Total Depth:	34" (3.5')	Sampling Method:		Groundwater Depth:	N/A
Groundwater Measurement:	N/A	TOC Elevation:		Groundwater Elevation:	N/A

Depth (Feet)	Interval	% Recovery	Sample ID	PID/FID (ppm)	USCS	Soil Description	Depth (Feet)	Comments
	x x x x x x x x x x x x x	29"	1-3'	0 ppm	CL	sandy loam surface 5"		9:05am
						gravel/clay tanish 10"		1-3ft: 1st push - 29" recovery
		5"	4-7'			Dark brown silty clay trans. to tan-orange silty sand - (wood) silty CL		4-7ft: push 1 - 5" recovery
						TD @ 3.5 SS		push 2 - Less than 5" recovery push 3 - Less than 5" recovery
5				0 ppm			5	
10							10	
15							15	
20							20	
25							25	

PRUDENT TECHNOLOGIES, INC.
dba Prudent Environmental Services, Inc.

BORING LOG: LL3-412M-03

Sheet: 1 of 1
Date: 06/30/11

Site Name: LL3 Building EB-04
Site Address: Ravenna Army Ammunition Plant, Ravenna, Ohio

Project No: G-510001 (LL 1-4, 12)
Logged By: Tomas Hernandez
Reviewed By: John Jent
Drilled By: Frontz Drilling
Driller: Ethan Frontz or Helper
Drilling Method: Push Probe
Total Depth: 28" (3')
Sampling Method: Core Barrel
Groundwater Depth: N/A
Groundwater Measurement: N/A
TOC Elevation: N/A
Groundwater Elevation: N/A

Depth (Feet)	Interval	% Recovery	Sample ID	PID/FID (ppm)	USCS	Soil Description	Depth (Feet)	Comments
	x x x x x x x x x x	28"	1-3'	0 ppm	SC	Silty loam surface material 6" dark brown silty clay gravel (slag) 3" seam silty sand brown orange TD @ 28" s.s.		8:53am 1-3ft: push 1: 28" recovery push 2: less than 28" recovery push 3: less than 28" recovery
5							5	
10							10	
15							15	
20							20	
25							25	

PRUDENT TECHNOLOGIES, INC.
dba Prudent Environmental Services, Inc.

BORING LOG: LL3-412M-02

Sheet: 1 of 1
Date: 06/30/11

Site Name: LL3 Building EB-04
Site Address: Ravenna Army Ammunition Plant, Ravenna, Ohio

Project No: G-510001 (LL 1-4, 12)
Logged By: Tomas Hernandez
Reviewed By: John Jent
Drilled By: Frontz Drilling
Driller: Ethan Frontz or Helper
Drilling Method: Push Probe
Total Depth: 36" (4')
Sampling Method: Core Barrel
Groundwater Depth: N/A
Groundwater Measurement: N/A
TOC Elevation: N/A
Groundwater Elevation: N/A

Depth (Feet)	Interval	% Recovery	Sample ID	PID/FID (ppm)	USCS	Soil Description	Depth (Feet)	Comments
	x				CL	Dark brown dense clay (silty)		8:30am
	x	24"		0 ppm		Trace sand/silt at surface		1-3ft:
	x		1-3'					push 1: 24"
	x					@ 22" crush-gravel material slag		8:38am
	x				Fill	Fill material - black, silty/caly		4-7ft:
	x	12"	3-5'			Brown-dark brown mixed gravel		push 1: 12" recovery
								push 2: 8" recovery
5					CL	TD @ 4' - sandy clay	5	push 3: less than 8" recovery
						- dark brown orange s.s.		
10							10	
15							15	
20							20	
25							25	

PRUDENT TECHNOLOGIES, INC. dba Prudent Environmental Services, Inc.

BORING LOG: LL3-412M-01

Sheet: 1 of 1
Date: 06/30/11

Site Name: LL3 Building EB-04
Site Address: Ravenna Army Ammunition Plant, Ravenna, Ohio

Project No: G-510001 (LL 1-4, 12)
Logged By: Morgan Helfrich & Tomas Herna
Reviewed By: John Jent
Drilled By: Frontz Drilling
Driller: Ethan Frontz
Drilling Method: Push Probe
Total Depth: 18"
Sampling Method:
Groundwater Depth: N/A
Groundwater Measurement: N/A
TOC Elevation:
Groundwater Elevation: N/A

Depth (Feet)	Interval	% Recovery	Sample ID	PID/FID (ppm)	USCS	Soil Description	Depth (Feet)	Comments
	xxxxxxxxxx	16"	1-3	0 ppm	Fill	3 pushes to 18", 2nd push used. 6" sandy material w/ gravel. 12" mixed fill material: sand/gravel/clay s.s. TD @ 18"		Push 1 - refusal at 1.5ft Push 2- refusal at 1.5ft. Sampled Push 3 - refusal at 1.5ft 8:20am
5				0 ppm			5	
10							10	
15							15	
20							20	
25							25	

PRUDENT TECHNOLOGIES, INC. dba Prudent Environmental Services, Inc.

BORING LOG: LL2-515M-08

Sheet: 1 of 1
Date: 07/1/11

Site Name: LL2 Building DB-4A
Site Address: Ravenna Army Ammunition Plant, Ravenna, Ohio

Project No: G-510001 (LL 1-4, 12)
Logged By: Morgan Helfrich
Reviewed By: John Jent
Drilled By: Frontz Drilling
Driller: Ethan Frontz
Drilling Method: Push Probe
Total Depth: 59"
Sampling Method: Core Barrel
Groundwater Depth: N/A
Groundwater Measurement: N/A
TOC Elevation: N/A
Groundwater Elevation: N/A

Depth (Feet)	Interval	% Recovery	Sample ID	PID/FID (ppm)	USCS	Soil Description	Depth (Feet)	Comments
	x			0 ppm	GC	silty sand w/ lg. rock frags. and slag 0"-10"		
	x	35"				10"-23" slag w/ brown-gray clay		
	x		1-3'		GP	23"-35" wet silty clay, brown-gray		
	x				CL	35"-43" gray shale all broken up w/ gray clay transitioning to wet gray-brown clay w/ trace gravel		
	x		3-5'					
5	x						5	
	x	24"	5-7'					
	x							
10							10	
15							15	
20							20	
25							25	

PRUDENT TECHNOLOGIES, INC. dba Prudent Environmental Services, Inc.

BORING LOG: LL2-515M-07

Sheet: 1 of 1
Date: 07/1/11

Site Name: LL2 Building DB-4A
Site Address: Ravenna Army Ammunition Plant, Ravenna, Ohio

Project No: G-510001 (LL 1-4, 12)
Logged By: Morgan Helfrich
Reviewed By: John Jent
Drilled By: Frontz Drilling
Driller: Ethan Frontz or Helper
Drilling Method: Push Probe
Total Depth: 31"
Sampling Method: Core Barrel
Groundwater Depth: N/A
Groundwater Measurement: N/A
TOC Elevation: N/A
Groundwater Elevation: N/A

Depth (Feet)	Interval	% Recovery	Sample ID	PID/FID (ppm)	USCS	Soil Description	Depth (Feet)	Comments
	xxxxxxxxxxx	31"	1-3'	0 ppm	CL/ GC	Brown/gray silty clay w/ some sand and gravel Very gravely at 20" w/ timber rotating clay and gravel to 27" to wet gray silty clay w/ some gravel		Push 1: refusal at 2ft Push 2: refusal at 2ft. Push 3: refusal at 3ft. Sampled
5							5	
10							10	
15							15	
20							20	
25							25	

PRUDENT TECHNOLOGIES, INC. dba Prudent Environmental Services, Inc.

BORING LOG: LL2-515M-06

Sheet: 1 of 1
Date: 07/1/11

Site Name: LL2 Building DB-4A
Site Address: Ravenna Army Ammunition Plant, Ravenna, Ohio

Project No: G-510001 (LL 1-4, 12)
Logged By: Morgan Helfrich
Reviewed By: John Jent
Drilled By: Frontz Drilling
Driller: Ethan Frontz or Helper
Drilling Method: Push Probe
Total Depth: 64"
Sampling Method: Core Barrel
Groundwater Depth: N/A
Groundwater Measurement: N/A
TOC Elevation: N/A
Groundwater Elevation: N/A

Depth (Feet)	Interval	% Recovery	Sample ID	PID/FID (ppm)	USCS	Soil Description	Depth (Feet)	Comments
		40"	1-3'	0 ppm	GM	Brown clayey silt w/ slag rock to 20".		
						20"-30" is crushed slag and slag rock.		
						30"-32" is very dark and wet clay w/ gravel		
						32"-40" brown silty clay		
			3-5'		CL	same clay 40"-64" w/ some gravel/rocks		
5		24"	5-7'				5	
10							10	
15							15	
20							20	
25							25	

PRUDENT TECHNOLOGIES, INC. dba Prudent Environmental Services, Inc.

BORING LOG: LL2-515M-05

Sheet: 1 of 1
Date: 07/1/11

Site Name: LL2 Building DB-4A
Site Address: Ravenna Army Ammunition Plant, Ravenna, Ohio

Project No: G-510001 (LL 1-4, 12)
Logged By: Morgan Helfrich
Reviewed By: John Jent
Drilled By: Frontz Drilling
Driller: Ethan Frontz or Helper
Drilling Method: Push Probe
Total Depth: 60"
Sampling Method: Core Barrel
Groundwater Depth: N/A
Groundwater Measurement: N/A
TOC Elevation: N/A
Groundwater Elevation: N/A

Depth (Feet)	Interval	% Recovery	Sample ID	PID/FID (ppm)	USCS	Soil Description	Depth (Feet)	Comments
		36"		0 ppm	SC	Alternating sand/silty clays of brown and gray from 0"-12"		
			1-3'			12"-30" crushed slag and slag rock, trace organics		
						30"-33" very dark brown wet clay w/ gravel		
			3-5'		GM	33"-36" brown clay		
5						Brown/gray clay w/ trace gravel 36"-60"	5	
		24"	5-7'		CL			
10							10	
15							15	
20							20	
25							25	

PRUDENT TECHNOLOGIES, INC. dba Prudent Environmental Services, Inc.

BORING LOG: LL2-515M-04

Sheet: 1 of 1
Date: 07/1/11

Site Name: LL2 Building DB-4A
Site Address: Ravenna Army Ammunition Plant, Ravenna, Ohio

Project No: G-510001 (LL 1-4, 12)
Logged By: Morgan Helfrich
Reviewed By: John Jent
Drilled By: Frontz Drilling
Driller: Ethan Frontz or Helper
Drilling Method: Push Probe
Total Depth: 59" (7')
Sampling Method: Core Barrel
Groundwater Depth: N/A
Groundwater Measurement: N/A
TOC Elevation: N/A
Groundwater Elevation: N/A

Depth (Feet)	Interval	% Recovery	Sample ID	PID/FID (ppm)	USCS	Soil Description	Depth (Feet)	Comments
		35"	1-3'	0 ppm	CL	Brown/ gray silty clay to 18" Slag from 18"-23" Brown/gray silty clay w/ trace timber 23"-35"		
			3-5'		CL	Silty/clay mostly gray w/ some gravel and trace organics		
5		24"	5-7'		CH	Dense clay of high plasticity w/ some rock frags. 38"-59"	5	
10							10	
15							15	
20							20	
25							25	

PRUDENT TECHNOLOGIES, INC.
dba Prudent Environmental Services, Inc.

BORING LOG: LL2-515M-03

Sheet: 1 of 1
Date: 07/1/11

Site Name: LL2 Building DB-4A
Site Address: Ravenna Army Ammunition Plant, Ravenna, Ohio

Project No: G-510001 (LL 1-4, 12)
Logged By: Morgan Helfrich
Reviewed By: John Jent
Drilled By: Frontz Drilling
Driller: Ethan Frontz or Helper
Drilling Method: Push Probe
Total Depth: 80"
Sampling Method: Core Barrel
Groundwater Depth: N/A
Groundwater Measurement: N/A
TOC Elevation: N/A
Groundwater Elevation: N/A

Depth (Feet)	Interval	% Recovery	Sample ID	PID/FID (ppm)	USCS	Soil Description	Depth (Feet)	Comments
		56"	1-3'	0 ppm	CL	Brown/gray caly w/ silt		
					ML	more silt 3-5ft w/ trace rocks		
			3-5'					
5		24"	5-7'		CL/ GM/ GC	Brown silty clay and clayey silt w/ gravel	5	
10							10	
15							15	
20							20	
25							25	

PRUDENT TECHNOLOGIES, INC. dba Prudent Environmental Services, Inc.

BORING LOG: LL2-515M-02

Sheet: 1 of 1
Date: 07/1/11

Site Name: LL2 Building DB-4A
Site Address: Ravenna Army Ammunition Plant, Ravenna, Ohio

Project No: G-510001 (LL 1-4, 12)
Logged By: Morgan Helfrich
Reviewed By: John Jent
Drilled By: Frontz Drilling
Driller: Ethan Frontz or Helper
Drilling Method: Push Probe
Total Depth: 59"
Sampling Method: Core Barrel
Groundwater Depth: N/A
Groundwater Measurement: N/A
TOC Elevation: N/A
Groundwater Elevation: N/A

Depth (Feet)	Interval	% Recovery	Sample ID	PID/FID (ppm)	USCS	Soil Description	Depth (Feet)	Comments
		42"	1-3'	0 ppm	CL	Brown/gray silty clay w/ some sand trace gravel throughout gravel/rock frags. at 12"-20"		
			3-5'		CL			
5		17"	5-7'		CL	Same clay as above w/ gravel and pebbles in last 10"	5	
10							10	
15							15	
20							20	
25							25	

PRUDENT TECHNOLOGIES, INC. dba Prudent Environmental Services, Inc.

BORING LOG: LL2-515M-01

Sheet: 1 of 1
Date: 07/1/11

Site Name: LL2 Building DB-4A
Site Address: Ravenna Army Ammunition Plant, Ravenna, Ohio

Project No: G-510001 (LL 1-4, 12)
Logged By: Morgan Helfrich
Reviewed By: John Jent
Drilled By: Frontz Drilling
Driller: Ethan Frontz or Helper
Drilling Method: Push Probe
Total Depth: 75"
Sampling Method: Core Barrel
Groundwater Depth: N/A
Groundwater Measurement: N/A
TOC Elevation: N/A
Groundwater Elevation: N/A

Depth (Feet)	Interval	% Recovery	Sample ID	PID/FID (ppm)	USCS	Soil Description	Depth (Feet)	Comments
				0 ppm	CL	silty clay, brown/gray w/ trace gravel		
		57"	1-3'					
			3-5'		ML	57"-68" clayey silty w/ red/brown color. wet		
5							5	
		18"	5-7'		CL	68"-75" silty clay, gray		
10							10	
15							15	
20							20	
25							25	

PRUDENT TECHNOLOGIES, INC. dba Prudent Environmental Services, Inc.

BORING LOG: LL2-514M-08

Sheet: 1 of 1
Date: 07/1/11

Site Name: LL2 Building DB-4A
Site Address: Ravenna Army Ammunition Plant, Ravenna, Ohio

Project No: G-510001 (LL 1-4, 12)
Logged By: Morgan Helfrich
Reviewed By: John Jent
Drilled By: Frontz Drilling
Driller: Ethan Frontz
Drilling Method: Push Probe
Total Depth: 80"
Sampling Method: Core Barrel
Groundwater Depth: N/A
Groundwater Measurement: N/A
TOC Elevation: N/A
Groundwater Elevation: N/A

Depth (Feet)	Interval	% Recovery	Sample ID	PID/FID (ppm)	USCS	Soil Description	Depth (Feet)	Comments
	x					Brown/gray silty clay		
	x			0 ppm	CL	Gravel in first 12"		
	x	56"				Trace gravel through first few ft.		
	x		1-3'					
	x					Wet 56"-60"		
	x					very dry 60"-67"		
	x		3-5'					
	x					random trace gravel throughout		
5	x						5	
	x	24"	5-7'					
	x							
	x							
10							10	
15							15	
20							20	
25							25	

PRUDENT TECHNOLOGIES, INC. dba Prudent Environmental Services, Inc.

BORING LOG: LL2-514M-07

Sheet: 1 of 1
Date: 07/1/11

Site Name: LL2 Building DB-4A
Site Address: Ravenna Army Ammunition Plant, Ravenna, Ohio

Project No: G-510001 (LL 1-4, 12)
Logged By: Morgan Helfrich
Reviewed By: John Jent
Drilled By: Frontz Drilling
Driller: Ethan Frontz
Drilling Method: Push Probe
Total Depth: 81"
Sampling Method: Core Barrel
Groundwater Depth: N/A
Groundwater Measurement: N/A
TOC Elevation: N/A
Groundwater Elevation: N/A

Depth (Feet)	Interval	% Recovery	Sample ID	PID/FID (ppm)	USCS	Soil Description	Depth (Feet)	Comments
		57"	1-3'	0 ppm	CL	Brown/gray clay/silt w/ some gravel and rock Sandstone seam at 25" gravel ends approx. 60"		
			3-5'					
5		24"	5-7'				5	
10							10	
15							15	
20							20	
25							25	

PRUDENT TECHNOLOGIES, INC.
dba Prudent Environmental Services, Inc.

BORING LOG: LL2-514M-06

Sheet: 1 of 1
Date: 07/1/11

Site Name: LL2 Building DB-4A
Site Address: Ravenna Army Ammunition Plant, Ravenna, Ohio

Project No: G-510001 (LL 1-4, 12)
Logged By: Morgan Helfrich
Reviewed By: John Jent
Drilled By: Frontz Drilling
Driller: Ethan Frontz
Drilling Method: Push Probe
Total Depth: 81"
Sampling Method: Core Barrel
Groundwater Depth: N/A
Groundwater Measurement: N/A
TOC Elevation: N/A
Groundwater Elevation: N/A

Depth (Feet)	Interval	% Recovery	Sample ID	PID/FID (ppm)	USCS	Soil Description	Depth (Feet)	Comments
		57"	1-3'	0 ppm	CL	Brown/gray silty clay Gravel at approx. 25" Sandstone layer at approx. 40"		
			3-5'					
5		24"	5-7'				5	
10							10	
15							15	
20							20	
25							25	

PRUDENT TECHNOLOGIES, INC. dba Prudent Environmental Services, Inc.

BORING LOG: LL2-514M-05

Sheet: 1 of 1
Date: 07/1/11

Site Name: LL2 Building DB-4A
Site Address: Ravenna Army Ammunition Plant, Ravenna, Ohio

Project No: G-510001 (LL 1-4, 12)
Logged By: Morgan Helfrich
Reviewed By: John Jent
Drilled By: Frontz Drilling
Driller: Ethan Frontz
Drilling Method: Push Probe
Total Depth: 80"
Sampling Method: Core Barrel
Groundwater Depth: N/A
Groundwater Measurement: N/A
TOC Elevation: N/A
Groundwater Elevation: N/A

Depth (Feet)	Interval	% Recovery	Sample ID	PID/FID (ppm)	USCS	Soil Description	Depth (Feet)	Comments
		56"	1-3'	0 ppm	CL	Brown/gray silty clay		
			3-5'					
5		24"	5-7'				5	
10							10	
15							15	
20							20	
25							25	

PRUDENT TECHNOLOGIES, INC.
dba Prudent Environmental Services, Inc.

BORING LOG: LL2-514M-04

Sheet: 1 of 1
Date: 06/30/11

Site Name: LL2 Building DB-4A
Site Address: Ravenna Army Ammunition Plant, Ravenna, Ohio

Project No: G-510001 (LL 1-4, 12)
Logged By: Tomas Hernandez
Reviewed By: John Jent
Drilled By: Frontz Drilling
Driller: Ethan Frontz
Drilling Method: Push Probe
Total Depth: 81" (7')
Sampling Method: Core Barrel
Groundwater Depth: N/A
Groundwater Measurement: N/A
TOC Elevation: N/A
Groundwater Elevation: N/A

Depth (Feet)	Interval	% Recovery	Sample ID	PID/FID (ppm)	USCS	Soil Description	Depth (Feet)	Comments
		57"	1-3'	0 ppm	CL	Gray silty clay		
			3-5'			Brown silty clay		
5		24"	5-7'			Sat- silty clay trans to gray silty clay sat	5	
						TD @ 7'		
10							10	
15							15	
20							20	
25							25	

PRUDENT TECHNOLOGIES, INC. dba Prudent Environmental Services, Inc.

BORING LOG: LL2-514M-03

Sheet: 1 of 1
Date: 06/30/11

Site Name: LL2 Building DB-4A
Site Address: Ravenna Army Ammunition Plant, Ravenna, Ohio

Project No: G-510001 (LL 1-4, 12)
Logged By: Tomas Hernandez
Reviewed By: John Jent
Drilled By: Frontz Drilling
Driller: Ethan Frontz
Drilling Method: Push Probe
Total Depth: 81" (7')
Sampling Method: Core Barrel
Groundwater Depth: N/A
Groundwater Measurement: N/A
TOC Elevation: N/A
Groundwater Elevation: N/A

Depth (Feet)	Interval	% Recovery	Sample ID	PID/FID (ppm)	USCS	Soil Description	Depth (Feet)	Comments
		57"	1-5'	0 ppm		Lt. Brown (tanish) silty clay, dense, very platy Lt. brown (orange) silty clay TD @ 7'		
5		24"	5-7'				5	
10							10	
15							15	
20							20	
25							25	

PRUDENT TECHNOLOGIES, INC. dba Prudent Environmental Services, Inc.

BORING LOG: LL2-514M-02

Sheet: 1 of 1
Date: 06/30/11

Site Name: LL2 Building DB-4A
Site Address: Ravenna Army Ammunition Plant, Ravenna, Ohio

Project No: G-510001 (LL 1-4, 12)
Logged By: Tomas Hernandez
Reviewed By: John Jent
Drilled By: Frontz Drilling
Driller: Ethan Frontz
Drilling Method: Push Probe
Total Depth: 47" (7')
Sampling Method: Core Barrel
Groundwater Depth: N/A
Groundwater Measurement: N/A
TOC Elevation: N/A
Groundwater Elevation: N/A

Depth (Feet)	Interval	% Recovery	Sample ID	PID/FID (ppm)	USCS	Soil Description	Depth (Feet)	Comments
	x				Fill	Gravel/sand silty clay		1-5ft:
	x					Brown-tan		push 1: 23" recovery
	x	26"				silty clay		push 2: 26" recovery
	x		1-3'	0 ppm	CL			push 3: 25" recovery
	x					Brown-orange silty clay very wet 14" trans to lt. gray silty clay		
	x		3-5'			TD @ 7'		
5	x						5	
	x	21"	5-7'					
	x							
10							10	
15							15	
20							20	
25							25	

PRUDENT TECHNOLOGIES, INC. dba Prudent Environmental Services, Inc.

BORING LOG: LL2-514M-01

Sheet: 1 of 1
Date: 06/30/11

Site Name: LL2 Building DB-4A
Site Address: Ravenna Army Ammunition Plant, Ravenna, Ohio

Project No: G-510001 (LL 1-4, 12)
Logged By: Tomas Hernandez
Reviewed By: John Jent
Drilled By: Frontz Drilling
Driller: Ethan Frontz
Drilling Method: Push Probe
Total Depth: 62" (7')
Sampling Method: Core Barrel
Groundwater Depth: N/A
Groundwater Measurement: N/A
TOC Elevation: N/A
Groundwater Elevation: N/A

Depth (Feet)	Interval	% Recovery	Sample ID	PID/FID (ppm)	USCS	Soil Description	Depth (Feet)	Comments
	x				Fill	Gravel and sand		3:35pm
	x	45"				Brown-tanish trans to brown orange silty clay		
	x		1-3'	0 ppm	CL	Small gravel seam (slag)		
	x					trans to gray silty caly		
	x		3-5'			TD @ 7'		
5	x						5	
	x	17"	5-7'					
10							10	
15							15	
20							20	
25							25	

PRUDENT TECHNOLOGIES, INC.
dba Prudent Environmental Services, Inc.

BORING LOG: LL2-513M-08

Sheet: 1 of 1
Date: 07/1/11

Site Name: LL2 Building DB-4A
Site Address: Ravenna Army Ammunition Plant, Ravenna, Ohio

Project No: G-510001 (LL 1-4, 12)
Logged By: Morgan Helfrich
Reviewed By: John Jent
Drilled By: Frontz Drilling
Driller: Ethan Frontz or Helper
Drilling Method: Push Probe
Total Depth: 68" (7')
Sampling Method: Core Barrel
Groundwater Depth: N/A
Groundwater Measurement: N/A
TOC Elevation: N/A
Groundwater Elevation: N/A

Depth (Feet)	Interval	% Recovery	Sample ID	PID/FID (ppm)	USCS	Soil Description	Depth (Feet)	Comments
		44"		0 ppm	CL	Lt. brown and gray silty clay w/ gravel and rubble debris 1-3ft.		
			1-3'			3-5ft brown and gray silty clay		
						5-7ft brown and gray silty clay w/ trace gravel		
			3-5'					
5		24"	5-7'				5	
10							10	
15							15	
20							20	
25							25	

PRUDENT TECHNOLOGIES, INC. dba Prudent Environmental Services, Inc.

BORING LOG: LL2-513M-07

Sheet: 1 of 1
Date: 07/1/11

Site Name: LL2 Building DB-4A
Site Address: Ravenna Army Ammunition Plant, Ravenna, Ohio

Project No: G-510001 (LL 1-4, 12)
Logged By: Morgan Helfrich
Reviewed By: John Jent
Drilled By: Frontz Drilling
Driller: Ethan Frontz or Helper
Drilling Method: Push Probe
Total Depth: 73" (7')
Sampling Method: Core Barrel
Groundwater Depth: N/A
Groundwater Measurement: N/A
TOC Elevation: N/A
Groundwater Elevation: N/A

Depth (Feet)	Interval	% Recovery	Sample ID	PID/FID (ppm)	USCS	Soil Description	Depth (Feet)	Comments
	x	49"	1-3'	0 ppm	CL	brown/gray silty clay gravel/rubble at 20" and 50"		
	x		3-5'					
5	x	24"	5-7'				5	
10							10	
15							15	
20							20	
25							25	

PRUDENT TECHNOLOGIES, INC.
dba Prudent Environmental Services, Inc.

BORING LOG: LL2-513M-06

Sheet: 1 of 1
Date: 07/1/11

Site Name: LL2 Building DB-4A
Site Address: Ravenna Army Ammunition Plant, Ravenna, Ohio

Project No: G-510001 (LL 1-4, 12)
Logged By: Morgan Helfrich
Reviewed By: John Jent
Drilled By: Frontz Drilling
Driller: Ethan Frontz or Helper
Drilling Method: Push Probe
Total Depth: 31" (5')
Sampling Method: Core Barrel
Groundwater Depth: N/A
Groundwater Measurement: N/A
TOC Elevation: N/A
Groundwater Elevation: N/A

Depth (Feet)	Interval	% Recovery	Sample ID	PID/FID (ppm)	USCS	Soil Description	Depth (Feet)	Comments
	x	31"	1-3'	0 ppm	CL	brown/gray silty clay		Pushed 3 times and hit refusal at 5ft.
	x		3-5'			slag/gravel at 5ft.		
5	x						5	
10							10	
15							15	
20							20	
25							25	

PRUDENT TECHNOLOGIES, INC.
dba Prudent Environmental Services, Inc.

BORING LOG: LL2-513M-05

Sheet: 1 of 1
Date: 07/1/11

Site Name: LL2 Building DB-4A
Site Address: Ravenna Army Ammunition Plant, Ravenna, Ohio

Project No: G-510001 (LL 1-4, 12)
Logged By: Morgan Helfrich
Reviewed By: John Jent
Drilled By: Frontz Drilling
Driller: Ethan Frontz or Helper
Drilling Method: Push Probe
Total Depth: 74" (7')
Sampling Method: Core Barrel
Groundwater Depth: N/A
Groundwater Measurement: N/A
TOC Elevation: N/A
Groundwater Elevation: N/A

Depth (Feet)	Interval	% Recovery	Sample ID	PID/FID (ppm)	USCS	Soil Description	Depth (Feet)	Comments
		50"	1-3'	0 ppm	CL	brown/gray silty clay w/ some gravel. Fe rich		
			3-5'					
5		24"	5-7'				5	
10							10	
15							15	
20							20	
25							25	

PRUDENT TECHNOLOGIES, INC.
dba Prudent Environmental Services, Inc.

BORING LOG: LL2-513M-04

Sheet: 1 of 1
Date: 07/1/11

Site Name: LL2 Building DB-4A
Site Address: Ravenna Army Ammunition Plant, Ravenna, Ohio

Project No: G-510001 (LL 1-4, 12)
Logged By: Morgan Helfrich
Reviewed By: John Jent
Drilled By: Frontz Drilling
Driller: Ethan Frontz or Helper
Drilling Method: Push Probe
Total Depth: 74" (7')
Sampling Method: Core Barrel
Groundwater Depth: N/A
Groundwater Measurement: N/A
TOC Elevation: N/A
Groundwater Elevation: N/A

Depth (Feet)	Interval	% Recovery	Sample ID	PID/FID (ppm)	USCS	Soil Description	Depth (Feet)	Comments
				0 ppm	CL	brown/gray silty clay		
		50"				Fe rich		
			1-3'			very gravely 45"-50"		
						5-7' same silty clay w/ trace gravel		
			3-5'					
5		24"	5-7'				5	
10							10	
15							15	
20							20	
25							25	

PRUDENT TECHNOLOGIES, INC.
dba Prudent Environmental Services, Inc.

BORING LOG: LL2-513M-03

Sheet: 1 of 1
Date: 07/1/11

Site Name: LL2 Building DB-4A
Site Address: Ravenna Army Ammunition Plant, Ravenna, Ohio

Project No: G-510001 (LL 1-4, 12)
Logged By: Morgan Helfrich
Reviewed By: John Jent
Drilled By: Frontz Drilling
Driller: Ethan Frontz or Helper
Drilling Method: Push Probe
Total Depth: 8"
Sampling Method: Core Barrel
Groundwater Depth: N/A
Groundwater Measurement: N/A
TOC Elevation: N/A
Groundwater Elevation: N/A

Depth (Feet)	Interval	% Recovery	Sample ID	PID/FID (ppm)	USCS	Soil Description	Depth (Feet)	Comments
	X X	8"	1-3'	0 ppm		gravel till. very wet		Pushed 3 times. To much water to get a good sample
5							5	
10							10	
15							15	
20							20	
25							25	

PRUDENT TECHNOLOGIES, INC.
dba Prudent Environmental Services, Inc.

BORING LOG: LL2-513M-02

Sheet: 1 of 1
Date: 07/1/11

Site Name: LL2 Building DB-4A
Site Address: Ravenna Army Ammunition Plant, Ravenna, Ohio

Project No: G-510001 (LL 1-4, 12)
Logged By: Morgan Helfrich
Reviewed By: John Jent
Drilled By: Frontz Drilling
Driller: Ethan Frontz or Helper
Drilling Method: Push Probe
Total Depth: 12"
Sampling Method: Core Barrel
Groundwater Depth: N/A
Groundwater Measurement: N/A
TOC Elevation: N/A
Groundwater Elevation: N/A

Depth (Feet)	Interval	% Recovery	Sample ID	PID/FID (ppm)	USCS	Soil Description	Depth (Feet)	Comments
	X X X	12"	1-3'	0 ppm	CL	silty clay		Poor recovery Pushed 3 times with very little material due to compact gravel.
5							5	
10							10	
15							15	
20							20	
25							25	

PRUDENT TECHNOLOGIES, INC.
dba Prudent Environmental Services, Inc.

BORING LOG: LL2-412M-08

Sheet: 1 of 1
Date: 07/1/11

Site Name: LL2
Site Address: Ravenna Army Ammunition Plant, Ravenna, Ohio

Project No: G-510001 (LL 1-4, 12)
Logged By: Amanda Miller
Reviewed By: John Jent
Drilled By: Frontz Drilling
Driller: Ethan Frontz or Helper
Drilling Method: Push Probe
Total Depth: 68" (7')
Sampling Method: Core Barrel
Groundwater Depth: N/A
Groundwater Measurement: N/A
TOC Elevation: N/A
Groundwater Elevation: N/A

Depth (Feet)	Interval	% Recovery	Sample ID	PID/FID (ppm)	USCS	Soil Description	Depth (Feet)	Comments
		46"	1-3'	0 ppm	CL	Organic debris and gravel 1st 8", then sandstone and sand approx. 8". 6" from end is timber, black		
			3-5'					
5					CL	Dark brown silty clay	5	
		22"	5-7'					
10							10	
15							15	
20							20	
25							25	

PRUDENT TECHNOLOGIES, INC.
dba Prudent Environmental Services, Inc.

BORING LOG: LL2-412M-07

Sheet: 1 of 1
Date: 07/1/11

Site Name: LL2
Site Address: Ravenna Army Ammunition Plant, Ravenna, Ohio

Project No: G-510001 (LL 1-4, 12)
Logged By: Amanda Miller
Reviewed By: John Jent
Drilled By: Frontz Drilling
Driller: Ethan Frontz or Helper
Drilling Method: Push Probe
Total Depth: 84" (7')
Sampling Method: Core Barrel
Groundwater Depth: N/A
Groundwater Measurement: N/A
TOC Elevation: N/A
Groundwater Elevation: N/A

Depth (Feet)	Interval	% Recovery	Sample ID	PID/FID (ppm)	USCS	Soil Description	Depth (Feet)	Comments
	x	50"	1-3'	0 ppm		Brown to drak brown clay/silty clay sand sean @ approx. 7". Then brown to orange silty clay.		2:56pm
5	x	34"				silty brown to orange clay. Sand/rock seam @ approx. 1ft from end.	5	
10							10	
15							15	
20							20	
25							25	

PRUDENT TECHNOLOGIES, INC.
dba Prudent Environmental Services, Inc.

BORING LOG: LL2-412M-06

Sheet: 1 of 1
Date: 07/1/11

Site Name: LL2
Site Address: Ravenna Army Ammunition Plant, Ravenna, Ohio

Project No: G-510001 (LL 1-4, 12)
Logged By: Amanda Miller
Reviewed By: John Jent
Drilled By: Frontz Drilling
Driller: Ethan Frontz or Helper
Drilling Method: Push Probe
Total Depth: 26"
Sampling Method: Core Barrel
Groundwater Depth: N/A
Groundwater Measurement: N/A
TOC Elevation: N/A
Groundwater Elevation: N/A

Depth (Feet)	Interval	% Recovery	Sample ID	PID/FID (ppm)	USCS	Soil Description	Depth (Feet)	Comments
	x x x x x x x x x x x x x x	26"	1-3' 3-5'	0 ppm	CL	brown silty clay and gravel. Last approx. 6" is very silty clay - moist and dark gray.		3:10pm Push 1: refusal at 4ft. Push 2: refusal at less than 4ft. push 3: refusal at less than 4ft.
5							5	
10							10	
15							15	
20							20	
25							25	

PRUDENT TECHNOLOGIES, INC.
dba Prudent Environmental Services, Inc.

BORING LOG: LL2-412M-05

Sheet: 1 of 1
Date: 07/1/11

Site Name: LL2
Site Address: Ravenna Army Ammunition Plant, Ravenna, Ohio

Project No: G-510001 (LL 1-4, 12)
Logged By: Amanda Miller
Reviewed By: John Jent
Drilled By: Frontz Drilling
Driller: Ethan Frontz or Helper
Drilling Method: Push Probe
Total Depth: 75" (7')
Sampling Method: Core Barrel
Groundwater Depth: N/A
Groundwater Measurement: N/A
TOC Elevation: N/A
Groundwater Elevation: N/A

Depth (Feet)	Interval	% Recovery	Sample ID	PID/FID (ppm)	USCS	Soil Description	Depth (Feet)	Comments
	x	51"	1-3'	0 ppm	GC/ CL	Gravel, clay and silt first 1.5ft. Sand and sand and sand seam is approx. 15" from end. Clay is gray to dark gray @ approx. 2ft and is approx. 4". Then transitions to brown clay.		
			3-5'					
5					CL	Brown silty, platy clay with some gravel	5	
		24"	5-7'					
10							10	
15							15	
20							20	
25							25	

PRUDENT TECHNOLOGIES, INC.
dba Prudent Environmental Services, Inc.

BORING LOG: LL2-412M-04

Sheet: 1 of 1
Date: 07/1/11

Site Name: LL2
Site Address: Ravenna Army Ammunition Plant, Ravenna, Ohio

Project No: G-510001 (LL 1-4, 12)
Logged By: Amanda Miller
Reviewed By: John Jent
Drilled By: Frontz Drilling
Driller: Ethan Frontz or Helper
Drilling Method: Push Probe
Total Depth: 70" (7')
Sampling Method: Core Barrel
Groundwater Depth: N/A
Groundwater Measurement: N/A
TOC Elevation: N/A
Groundwater Elevation: N/A

Depth (Feet)	Interval	% Recovery	Sample ID	PID/FID (ppm)	USCS	Soil Description	Depth (Feet)	Comments
	x					Dense clay brown to orange. Dark gray clay with timber approx. 16" from end.		Push 1: refusal at 6ft.
	x	57"		0 ppm				Push 2: refusal at 6ft.
	x		1-3'					Push 3: refusal at less then 6ft.
	x		3-5'					
5	x					Brown silty, clay	5	
	x	13"	5-7'					
10							10	
15							15	
20							20	
25							25	

PRUDENT TECHNOLOGIES, INC.
dba Prudent Environmental Services, Inc.

BORING LOG: LL2-412M-03

Sheet: 1 of 1
Date: 07/1/11

Site Name: LL2
Site Address: Ravenna Army Ammunition Plant, Ravenna, Ohio

Project No: G-510001 (LL 1-4, 12)
Logged By: Amanda Miller
Reviewed By: John Jent
Drilled By: Frontz Drilling
Driller: Ethan Frontz or Helper
Drilling Method: Push Probe
Total Depth: 74" (7')
Sampling Method: Core Barrel
Groundwater Depth: N/A
Groundwater Measurement: N/A
TOC Elevation: N/A
Groundwater Elevation: N/A

Depth (Feet)	Interval	% Recovery	Sample ID	PID/FID (ppm)	USCS	Soil Description	Depth (Feet)	Comments
		50"	1-3'	0 ppm	CL	Gray to orange clay with some silt. Approx. 8" from end is sand seam, at approx. 18" from end is rock seam.		3:05pm push 1: refusal at 5.5ft. push 2: refusal at less than 5ft. push 3: refusal at less than 5ft. push 4: went to 7ft. Sampled
			3-5'					
5		24"	5-7'		SM/ CL	Top approx. 1.5ft is yellow to tan sand and sandstone with little silt, then fines with depth to clay - brown in color.	5	
10							10	
15							15	
20							20	
25							25	

PRUDENT TECHNOLOGIES, INC.
dba Prudent Environmental Services, Inc.

BORING LOG: LL2-412M-02

Sheet: 1 of 1
Date: 07/1/11

Site Name: LL2
Site Address: Ravenna Army Ammunition Plant, Ravenna, Ohio

Project No: G-510001 (LL 1-4, 12)
Logged By: Amanda Miller
Reviewed By: John Jent
Drilled By: Frontz Drilling
Driller: Ethan Frontz or Helper
Drilling Method: Push Probe
Total Depth: 30"
Sampling Method: Core Barrel
Groundwater Depth: N/A
Groundwater Measurement: N/A
TOC Elevation: N/A
Groundwater Elevation: N/A

Depth (Feet)	Interval	% Recovery	Sample ID	PID/FID (ppm)	USCS	Soil Description	Depth (Feet)	Comments
	x x x x x x x x	50"	1-3'	0 ppm	CL	Silty clay with a rock sea approx. 10" from end. Gravel and trace rocks in first approx. 1-1.5 ft. Clay is gray to brown and terminates on slag.		2:58pm Pushed to 2.5ft. 3 times
5		34"					5	
10							10	
15							15	
20							20	
25							25	

PRUDENT TECHNOLOGIES, INC.
dba Prudent Environmental Services, Inc.

BORING LOG: LL2-412M-01

Sheet: 1 of 1
Date: 07/1/11

Site Name: LL2
Site Address: Ravenna Army Ammunition Plant, Ravenna, Ohio

Project No: G-510001 (LL 1-4, 12)
Logged By: Amanda Miller
Reviewed By: John Jent
Drilled By: Frontz Drilling
Driller: Ethan Frontz or Helper
Drilling Method: Push Probe
Total Depth: 60" (7')
Sampling Method: Core Barrel
Groundwater Depth: N/A
Groundwater Measurement: N/A
TOC Elevation: N/A
Groundwater Elevation: N/A

Depth (Feet)	Interval	% Recovery	Sample ID	PID/FID (ppm)	USCS	Soil Description	Depth (Feet)	Comments
		42"	1-3'	0 ppm	CL/ SC	dense brown clay with slag at 1.5ft from top. Last approx. 8" is sandstone		
			3-5'					
5					CL	Gray silty clay - moist	5	
		18"	5-7'					
10							10	
15							15	
20							20	
25							25	

PRUDENT TECHNOLOGIES, INC.
dba Prudent Environmental Services, Inc.

BORING LOG: LL3-412M-03

Sheet: 1 of 1
Date: 06/30/11

Site Name: LL3 Building EB-04
Site Address: Ravenna Army Ammunition Plant, Ravenna, Ohio

Project No: G-510001 (LL 1-4, 12)
Logged By: Tomas Hernandez
Reviewed By: John Jent
Drilled By: Frontz Drilling
Driller: Ethan Frontz or Helper
Drilling Method: Push Probe
Total Depth: 28" (3')
Sampling Method: Core Barrel
Groundwater Depth: N/A
Groundwater Measurement: N/A
TOC Elevation: N/A
Groundwater Elevation: N/A

Depth (Feet)	Interval	% Recovery	Sample ID	PID/FID (ppm)	USCS	Soil Description	Depth (Feet)	Comments
	x x x x x x x x x x	28"	1-3'	0 ppm	SC	Silty loam surface material 6" dark brown silty clay gravel (slag) 3" seam silty sand brown orange TD @ 28" s.s.		8:53am 1-3ft: push 1: 28" recovery push 2: less than 28" recovery push 3: less than 28" recovery
5							5	
10							10	
15							15	
20							20	
25							25	

PRUDENT TECHNOLOGIES, INC. dba Prudent Environmental Services, Inc.

BORING LOG: LL1-644,645,646M-08

Sheet: 1 of 1
Date: 07/5/11

Site Name: LL1 Building CB-4A
Site Address: Ravenna Army Ammunition Plant, Ravenna, Ohio

Project No: G-510001 (LL 1-4, 12)
Logged By: Morgan Helfrich
Reviewed By: John Jent
Drilled By: Frontz Drilling
Driller: Ethan Frontz or Helper
Drilling Method: Push Probe
Total Depth: 23"
Sampling Method: Core Barrel
Groundwater Depth: N/A
Groundwater Measurement: N/A
TOC Elevation: N/A
Groundwater Elevation: N/A

Depth (Feet)	Interval	% Recovery	Sample ID	PID/FID (ppm)	USCS	Soil Description	Depth (Feet)	Comments
	xxxxxxx	23"	1-3'	0 ppm	SM	Brown silty sand w/ rock frags. and gravel throughout. All Fill		Push 1: refusal at 2ft. - 644 Push 2: refusal at 2ft. - 645 Push 3: refusal at 2.5ft. - 646
5							5	
10							10	
15							15	
20							20	
25							25	

PRUDENT TECHNOLOGIES, INC. dba Prudent Environmental Services, Inc.

BORING LOG: LL1-644,645,646M-07

Sheet: 1 of 1
Date: 07/5/11

Site Name: LL1 Building CB-4A
Site Address: Ravenna Army Ammunition Plant, Ravenna, Ohio

Project No: G-510001 (LL 1-4, 12)
Logged By: Morgan Helfrich
Reviewed By: John Jent
Drilled By: Frontz Drilling
Driller: Ethan Frontz or Helper
Drilling Method: Push Probe
Total Depth: 28"
Sampling Method: Core Barrel
Groundwater Depth: N/A
Groundwater Measurement: N/A
TOC Elevation: N/A
Groundwater Elevation: N/A

Depth (Feet)	Interval	% Recovery	Sample ID	PID/FID (ppm)	USCS	Soil Description	Depth (Feet)	Comments
	xxxxxxxxxxxx	28"	1-3'	0 ppm	SM	Silty clayey sand of brown/gray. Dark broan layer at 6" overlying red/brown silty sand fading to a lt. brown silty sand. Terminating on sandstone.		644 - refusal at 3ft 645 - refusal at 3ft 646 - refusal at 3ft
5							5	
10							10	
15							15	
20							20	
25							25	

PRUDENT TECHNOLOGIES, INC. dba Prudent Environmental Services, Inc.

BORING LOG: LL1-644,645,646M-06

Sheet: 1 of 1
Date: 07/5/11

Site Name: LL1 Building CB-4A
Site Address: Ravenna Army Ammunition Plant, Ravenna, Ohio

Project No: G-510001 (LL 1-4, 12)
Logged By: Morgan Helfrich
Reviewed By: John Jent
Drilled By: Frontz Drilling
Driller: Ethan Frontz or Helper
Drilling Method: Push Probe
Total Depth: 28" (5')
Sampling Method: Core Barrel
Groundwater Depth: N/A
Groundwater Measurement: N/A
TOC Elevation: N/A
Groundwater Elevation: N/A

Depth (Feet)	Interval	% Recovery	Sample ID	PID/FID (ppm)	USCS	Soil Description	Depth (Feet)	Comments
	x					0.5ft gravely sandy fill to 8". Red/brown silty sand to 5ft. Rock frags. throughout.		644 - refusal to 5ft.
	x	28"		0 ppm	SM			645 - refusal at 3ft.
	x							646 - refusal at 3ft
	x		1-3'					
	x							very poor recovery
	x		3-5'					
	x							
	x							
5	x						5	
10							10	
15							15	
20							20	
25							25	

PRUDENT TECHNOLOGIES, INC.
dba Prudent Environmental Services, Inc.

BORING LOG: LL1-644,645,646M-05

Sheet: 1 of 1
Date: 07/5/11

Site Name: LL1 Building CB-4A
Site Address: Ravenna Army Ammunition Plant, Ravenna, Ohio

Project No: G-510001 (LL 1-4, 12)
Logged By: Morgan Helfrich
Reviewed By: John Jent
Drilled By: Frontz Drilling
Driller: Ethan Frontz or Helper
Drilling Method: Push Probe
Total Depth: 32" (3')
Sampling Method: Core Barrel
Groundwater Depth: N/A
Groundwater Measurement: N/A
TOC Elevation: N/A
Groundwater Elevation: N/A

Depth (Feet)	Interval	% Recovery	Sample ID	PID/FID (ppm)	USCS	Soil Description	Depth (Feet)	Comments
	x x x x x x x x x x	32"	1-3'	0 ppm	SM	Brown silty/clayey sand w/ lots of rock frags. All fill. Very Fe rich at last 3".		644 - refusal to 3ft. 645 - refusal at 3ft. 646 - refusal at 3ft.
5							5	
10							10	
15							15	
20							20	
25							25	

PRUDENT TECHNOLOGIES, INC. dba Prudent Environmental Services, Inc.

BORING LOG: LL1-644,645,646M-04

Sheet: 1 of 1
Date: 07/5/11

Site Name: LL1 Building CB-4A
Site Address: Ravenna Army Ammunition Plant, Ravenna, Ohio

Project No: G-510001 (LL 1-4, 12)
Logged By: Morgan Helfrich
Reviewed By: John Jent
Drilled By: Frontz Drilling
Driller: Ethan Frontz or Helper
Drilling Method: Push Probe
Total Depth: 33" (4')
Sampling Method: Core Barrel
Groundwater Depth: N/A
Groundwater Measurement: N/A
TOC Elevation: N/A
Groundwater Elevation: N/A

Depth (Feet)	Interval	% Recovery	Sample ID	PID/FID (ppm)	USCS	Soil Description	Depth (Feet)	Comments
	x	33"		0 ppm	SM	Doark brown clayey silt w/ some v.f.g. sand		644 - refusal to 4ft.
	x							645 - refusal at 4ft.
	x							646 - refusal at 4ft.
	x		1-3'			4-4ft is silty sand w/ lots of gravel and crushed rock fill.		
	x					Terminating on sandstone.		
	x		3-5'		GM	Saturated at bottom		
5							5	
10							10	
15							15	
20							20	
25							25	

PRUDENT TECHNOLOGIES, INC. dba Prudent Environmental Services, Inc.

BORING LOG: LL1-644,645,646M-03

Sheet: 1 of 1
Date: 07/5/11

Site Name: LL1 Building CB-4A
Site Address: Ravenna Army Ammunition Plant, Ravenna, Ohio

Project No: G-510001 (LL 1-4, 12)
Logged By: Morgan Helfrich
Reviewed By: John Jent
Drilled By: Frontz Drilling
Driller: Ethan Frontz or Helper
Drilling Method: Push Probe
Total Depth: 47" (6')
Sampling Method: Core Barrel
Groundwater Depth: N/A
Groundwater Measurement: N/A
TOC Elevation: N/A
Groundwater Elevation: N/A

Depth (Feet)	Interval	% Recovery	Sample ID	PID/FID (ppm)	USCS	Soil Description	Depth (Feet)	Comments
	x	34"	1-3'	0 ppm	SM	0-5ft slag rock on top. Brown silty sand w/ rock frags.		644 - refusal to 5ft. w/ poor recovery 645 - refusal at 6ft. 646 - refusal at 6ft
			3-5'					
5		13"	5-7'		SM	5-7ft silty sand w/ some clay terminating on sandstone.	5	
10							10	
15							15	
20							20	
25							25	

PRUDENT TECHNOLOGIES, INC. dba Prudent Environmental Services, Inc.

BORING LOG: LL1-644,645,646M-02

Sheet: 1 of 1
Date: 07/5/11

Site Name: LL1 Building CB-4A
Site Address: Ravenna Army Ammunition Plant, Ravenna, Ohio

Project No: G-510001 (LL 1-4, 12)
Logged By: Morgan Helfrich
Reviewed By: John Jent
Drilled By: Frontz Drilling
Driller: Ethan Frontz or Helper
Drilling Method: Push Probe
Total Depth: 52" (7')
Sampling Method: Core Barrel
Groundwater Depth: N/A
Groundwater Measurement: N/A
TOC Elevation: N/A
Groundwater Elevation: N/A

Depth (Feet)	Interval	% Recovery	Sample ID	PID/FID (ppm)	USCS	Soil Description	Depth (Feet)	Comments
		40"	1-3'	0 ppm	CL SM	0.5ft brown silty clay to 30". 30"-40" red/brown silty sand w/ gravel and rock frags. through.		went to 7ft. poor recovery from 5-7ft.
			3-5'					
5		12"	5-7'			5-7ft red/brown silty sand w/ gravel and rock frags.	5	
10							10	
15							15	
20							20	
25							25	

PRUDENT TECHNOLOGIES, INC. dba Prudent Environmental Services, Inc.

BORING LOG: LL1-644,645,646M-01

Sheet: 1 of 1
Date: 07/5/11

Site Name: LL1 Building CB-4A
Site Address: Ravenna Army Ammunition Plant, Ravenna, Ohio

Project No: G-510001 (LL 1-4, 12)
Logged By: Morgan Helfrich
Reviewed By: John Jent
Drilled By: Frontz Drilling
Driller: Ethan Frontz or Helper
Drilling Method: Push Probe
Total Depth: 32"
Sampling Method: Core Barrel
Groundwater Depth: N/A
Groundwater Measurement: N/A
TOC Elevation: N/A
Groundwater Elevation: N/A

Depth (Feet)	Interval	% Recovery	Sample ID	PID/FID (ppm)	USCS	Soil Description	Depth (Feet)	Comments
	xxxxxxxx	32"	1-3'	0 ppm	CL/ SM	Brown/gray silty clay 0"-14". Approx. 14"-32" red/brown silty sand gravel and rock frags. throughout.		644 - refusal at 2.5ft
5							5	
10							10	
15							15	
20							20	
25							25	

PRUDENT TECHNOLOGIES, INC.
dba Prudent Environmental Services, Inc.

BORING LOG: LL1-643M-08

Sheet: 1 of 1
Date: 07/5/11

Site Name: LL1 Building CB-4A
Site Address: Ravenna Army Ammunition Plant, Ravenna, Ohio

Project No: G-510001 (LL 1-4, 12)
Logged By: Morgan Helfrich
Reviewed By: John Jent
Drilled By: Frontz Drilling
Driller: Ethan Frontz or Helper
Drilling Method: Push Probe
Total Depth: 34" (6')
Sampling Method: Core Barrel
Groundwater Depth: N/A
Groundwater Measurement: N/A
TOC Elevation: N/A
Groundwater Elevation: N/A

Depth (Feet)	Interval	% Recovery	Sample ID	PID/FID (ppm)	USCS	Soil Description	Depth (Feet)	Comments
	x	26"		0 ppm	SM	Silty/clayey brown v.f.g. sand w/ rock frags. Terra-cotta frags. at approx. 3ft.		Push 1: Metal anomaly below 5ft. Will not push further
	x		1-3'			Dark red/brown in color		Push 2: 0-5ft w/ poor recovery. Refusal at 6ft.
	x		3-5'					Push 3: 0-5ft w/ poor recovery.
5	x	8"	5-7'				5	
10							10	
15							15	
20							20	
25							25	

PRUDENT TECHNOLOGIES, INC. dba Prudent Environmental Services, Inc.

BORING LOG: LL1-643M-07

Sheet: 1 of 1
Date: 07/5/11

Site Name: LL1 Building CB-4A
Site Address: Ravenna Army Ammunition Plant, Ravenna, Ohio

Project No: G-510001 (LL 1-4, 12)
Logged By: Morgan Helfrich
Reviewed By: John Jent
Drilled By: Frontz Drilling
Driller: Ethan Frontz or Helper
Drilling Method: Push Probe
Total Depth: 25" (4')
Sampling Method: Core Barrel
Groundwater Depth: N/A
Groundwater Measurement: N/A
TOC Elevation: N/A
Groundwater Elevation: N/A

Depth (Feet)	Interval	% Recovery	Sample ID	PID/FID (ppm)	USCS	Soil Description	Depth (Feet)	Comments
	x x x x x x x x x x	25"	1-3'	0 ppm	SM	Demolished sandstone. Wood chunk at approx. 3ft. Terra-cotta at approx. 4ft. Lg. rock frags, red brick chunks at 4ft.		Push 1: refusal at 4ft. Push 2: refusal at 4ft. Push 3: refusal at 4ft.
5							5	
10							10	
15							15	
20							20	
25							25	

PRUDENT TECHNOLOGIES, INC. dba Prudent Environmental Services, Inc.

BORING LOG: LL1-643M-06

Sheet: 1 of 1
Date: 07/5/11

Site Name: LL1 Building CB-4A
Site Address: Ravenna Army Ammunition Plant, Ravenna, Ohio

Project No: G-510001 (LL 1-4, 12)
Logged By: Morgan Helfrich
Reviewed By: John Jent
Drilled By: Frontz Drilling
Driller: Ethan Frontz or Helper
Drilling Method: Push Probe
Total Depth: 15" (3')
Sampling Method: Core Barrel
Groundwater Depth: N/A
Groundwater Measurement: N/A
TOC Elevation: N/A
Groundwater Elevation: N/A

Depth (Feet)	Interval	% Recovery	Sample ID	PID/FID (ppm)	USCS	Soil Description	Depth (Feet)	Comments
	x x x x x x x x x x	15"	1-3'	0 ppm	SM/ GM	Very poor sorted slag/sand crushed rock w/ traces of silt and clay		Push 1: refusal at 3ft. Push 2: refusal at 2ft. Push 3: refusal at 3ft.
5							5	
10							10	
15							15	
20							20	
25							25	

PRUDENT TECHNOLOGIES, INC.
dba Prudent Environmental Services, Inc.

BORING LOG: LL1-643M-05

Sheet: 1 of 1
Date: 07/5/11

Site Name: LL1 Building CB-4A
Site Address: Ravenna Army Ammunition Plant, Ravenna, Ohio

Project No: G-510001 (LL 1-4, 12)
Logged By: Morgan Helfrich
Reviewed By: John Jent
Drilled By: Frontz Drilling
Driller: Ethan Frontz or Helper
Drilling Method: Push Probe
Total Depth: 36" (4')
Sampling Method: Core Barrel
Groundwater Depth: N/A
Groundwater Measurement: N/A
TOC Elevation: N/A
Groundwater Elevation: N/A

Depth (Feet)	Interval	% Recovery	Sample ID	PID/FID (ppm)	USCS	Soil Description	Depth (Feet)	Comments
	x x x x x x x x x x x x x x	36"	1-3' 3-5'	0 ppm	SM	Dark and lt. brown crushed sandstone w/ some silt and clay. Lots if crushed s.s. rocks 3-4ft was very dark brown/red v.f.g. sand. Fe rich		Push 1: refusal at 4ft. Push 2: refusal at 4ft. Push 3: refusal at 4ft.
5							5	
10							10	
15							15	
20							20	
25							25	

PRUDENT TECHNOLOGIES, INC. dba Prudent Environmental Services, Inc.

BORING LOG: LL1-643M-04

Sheet: 1 of 1

Date: 07/5/11

Site Name: LL1 Building CB-4A

Site Address: Ravenna Army Ammunition Plant, Ravenna, Ohio

Project No: G-510001 (LL 1-4, 12)

Logged By: Morgan Helfrich

Reviewed By: John Jent

Drilled By: Frontz Drilling

Driller: Ethan Frontz or Helper

Drilling Method: Push Probe

Total Depth: 37" (6')

Sampling Method: Core Barrel

Groundwater Depth: N/A

Groundwater Measurement: N/A

TOC Elevation: N/A

Groundwater Elevation: N/A

Depth (Feet)	Interval	% Recovery	Sample ID	PID/FID (ppm)	USCS	Soil Description	Depth (Feet)	Comments
0–6	x (0–6 ft)	27"	1-3'	0 ppm	SM	Dark brown silty/clayey sand. All crushed s.s. Very dark last 2". Lg. wood chunk at 34".		Push 1: refusal at 3ft. Push 2: refusal at 3ft. Push 3: refusal at 6ft.
			3-5'					
5		10"	5-7'				5	
10							10	
15							15	
20							20	
25							25	

PRUDENT TECHNOLOGIES, INC. dba Prudent Environmental Services, Inc.

BORING LOG: LL1-643M-03

Sheet: 1 of 1
Date: 07/5/11

Site Name: LL1 Building CB-4A
Site Address: Ravenna Army Ammunition Plant, Ravenna, Ohio

Project No: G-510001 (LL 1-4, 12)
Logged By: Morgan Helfrich
Reviewed By: John Jent
Drilled By: Frontz Drilling
Driller: Ethan Frontz or Helper
Drilling Method: Push Probe
Total Depth: 27" (3')
Sampling Method: Core Barrel
Groundwater Depth: N/A
Groundwater Measurement: N/A
TOC Elevation: N/A
Groundwater Elevation: N/A

Depth (Feet)	Interval	% Recovery	Sample ID	PID/FID (ppm)	USCS	Soil Description	Depth (Feet)	Comments
	x x x x x x x x x x	26"	1-3'	0 ppm	SM	v.f.g. crushed sandstone w/ some silt and clay. Lots of s.s. rock frags. terminated on s.s.		Pushed 3 times with refusal at 3ft.
5							5	
10							10	
15							15	
20							20	
25							25	

PRUDENT TECHNOLOGIES, INC.
dba Prudent Environmental Services, Inc.

BORING LOG: LL1-643M-02

Sheet: 1 of 1
Date: 07/5/11

Site Name: LL1 Building CB-4A
Site Address: Ravenna Army Ammunition Plant, Ravenna, Ohio

Project No: G-510001 (LL 1-4, 12)
Logged By: Morgan Helfrich
Reviewed By: John Jent
Drilled By: Frontz Drilling
Driller: Ethan Frontz or Helper
Drilling Method: Push Probe
Total Depth: 26" (2')
Sampling Method: Core Barrel
Groundwater Depth: N/A
Groundwater Measurement: N/A
TOC Elevation: N/A
Groundwater Elevation: N/A

Depth (Feet)	Interval	% Recovery	Sample ID	PID/FID (ppm)	USCS	Soil Description	Depth (Feet)	Comments
	x x x x x x x	26"	1-3'	0 ppm	SM	Gray/ lt. brown sandy crush. Lots of rock frags. Terminates on sandstone. Pulverized sandstone		Push 1: refusal at 2ft. Push 2: refusal at 2ft. Push 3: refusal at 2ft.
5							5	
10							10	
15							15	
20							20	
25							25	

PRUDENT TECHNOLOGIES, INC. dba Prudent Environmental Services, Inc.

BORING LOG: LL1-643M-01

Sheet: 1 of 1
Date: 07/5/11

Site Name: LL1 Building CB-4A
Site Address: Ravenna Army Ammunition Plant, Ravenna, Ohio

Project No: G-510001 (LL 1-4, 12)
Logged By: Morgan Helfrich
Reviewed By: John Jent
Drilled By: Frontz Drilling
Driller: Ethan Frontz or Helper
Drilling Method: Push Probe
Total Depth: 26" (3')
Sampling Method: Core Barrel
Groundwater Depth: N/A
Groundwater Measurement: N/A
TOC Elevation: N/A
Groundwater Elevation: N/A

Depth (Feet)	Interval	% Recovery	Sample ID	PID/FID (ppm)	USCS	Soil Description	Depth (Feet)	Comments
	xxxxxxxxxx	26"	1-3'	0 ppm	SM	Brown sandy crush with some silt and clay. Lots of broken rock frags. terminated on sandstone		Pushed 3 times with refusal at 3ft.
5							5	
10							10	
15							15	
20							20	
25							25	

PRUDENT TECHNOLOGIES, INC.
dba Prudent Environmental Services, Inc.

BORING LOG: LL1-642M-08

Sheet: 1 of 1
Date: 07/6/11

Site Name: LL1 Building CB-4
Site Address: Ravenna Army Ammunition Plant, Ravenna, Ohio

Project No: G-510001 (LL 1-4, 12)
Logged By: Morgan Helfrich
Reviewed By: John Jent
Drilled By: Frontz Drilling
Driller: Ethan Frontz or Helper
Drilling Method: Push Probe
Total Depth: 26" (3')
Sampling Method: Core Barrel
Groundwater Depth: N/A
Groundwater Measurement: N/A
TOC Elevation: N/A
Groundwater Elevation: N/A

Depth (Feet)	Interval	% Recovery	Sample ID	PID/FID (ppm)	USCS	Soil Description	Depth (Feet)	Comments
	x x x x x x x x x x	26"	1-3'	0 ppm	SM/ CL	Silty sand w/ s.s. rock frags. Last 6" is silty clay of dark brown		Push 1: refusal at 3ft. Push 2: refusal at 3ft.
5							5	
10							10	
15							15	
20							20	
25							25	

PRUDENT TECHNOLOGIES, INC. dba Prudent Environmental Services, Inc.

BORING LOG: LL1-642M-07

Sheet: 1 of 1
Date: 07/6/11

Site Name: LL1 Building CB-4
Site Address: Ravenna Army Ammunition Plant, Ravenna, Ohio

Project No: G-510001 (LL 1-4, 12)
Logged By: Morgan Helfrich
Reviewed By: John Jent
Drilled By: Frontz Drilling
Driller: Ethan Frontz or Helper
Drilling Method: Push Probe
Total Depth: 19" (2.5')
Sampling Method: Core Barrel
Groundwater Depth: N/A
Groundwater Measurement: N/A
TOC Elevation: N/A
Groundwater Elevation: N/A

Depth (Feet)	Interval	% Recovery	Sample ID	PID/FID (ppm)	USCS	Soil Description	Depth (Feet)	Comments
	x x x x x x x x	19"	1-3'	0 ppm	SM/ CL	Silty/clayey sand transitioning to dark brown silty clay at bottom. Contains gravel and s.s. rock frags.		Push 1: refusal at 2.5ft. Push 2: refusal at 2.5ft.
5							5	
10							10	
15							15	
20							20	
25							25	

PRUDENT TECHNOLOGIES, INC.
dba Prudent Environmental Services, Inc.

BORING LOG: LL1-642M-06

Sheet: 1 of 1
Date: 07/6/11

Site Name: LL1 Building CB-4
Site Address: Ravenna Army Ammunition Plant, Ravenna, Ohio

Project No: G-510001 (LL 1-4, 12)
Logged By: Morgan Helfrich
Reviewed By: John Jent
Drilled By: Frontz Drilling
Driller: Ethan Frontz or Helper
Drilling Method: Push Probe
Total Depth: 21" (2')
Sampling Method: Core Barrel
Groundwater Depth: N/A
Groundwater Measurement: N/A
TOC Elevation: N/A
Groundwater Elevation: N/A

Depth (Feet)	Interval	% Recovery	Sample ID	PID/FID (ppm)	USCS	Soil Description	Depth (Feet)	Comments
	x x x x x x x	21"	1-3'	0 ppm	CL/ SM	Dark brown silty clay layered w/ sandstone frags. and crushed s.s.		Push 1: refusal at 2ft. Push 2: refusal at 2ft.
5							5	
10							10	
15							15	
20							20	
25							25	

PRUDENT TECHNOLOGIES, INC.
dba Prudent Environmental Services, Inc.

BORING LOG: LL1-642M-05

Sheet: 1 of 1
Date: 07/6/11

Site Name: LL1 Building CB-4
Site Address: Ravenna Army Ammunition Plant, Ravenna, Ohio

Project No: G-510001 (LL 1-4, 12)
Logged By: Morgan Helfrich
Reviewed By: John Jent
Drilled By: Frontz Drilling
Driller: Ethan Frontz or Helper
Drilling Method: Push Probe
Total Depth: 30" (3')
Sampling Method: Core Barrel
Groundwater Depth: N/A
Groundwater Measurement: N/A
TOC Elevation: N/A
Groundwater Elevation: N/A

Depth (Feet)	Interval	% Recovery	Sample ID	PID/FID (ppm)	USCS	Soil Description	Depth (Feet)	Comments
	x x x x x x x x x x	30"	1-3'	0 ppm	CL	Sandy/silty clay. Medium red/brown color w/ some s.s. rock frags.		Push 1: refusal at 3ft. Push 2: refusal at 3ft.
5							5	
10							10	
15							15	
20							20	
25							25	

PRUDENT TECHNOLOGIES, INC.
dba Prudent Environmental Services, Inc.

BORING LOG: LL1-642M-04

Sheet: 1 of 1
Date: 07/6/11

Site Name: LL1 Building CB-4
Site Address: Ravenna Army Ammunition Plant, Ravenna, Ohio

Project No: G-510001 (LL 1-4, 12)
Logged By: Morgan Helfrich
Reviewed By: John Jent
Drilled By: Frontz Drilling
Driller: Ethan Frontz or Helper
Drilling Method: Push Probe
Total Depth: 24" (2')
Sampling Method: Core Barrel
Groundwater Depth: N/A
Groundwater Measurement: N/A
TOC Elevation: N/A
Groundwater Elevation: N/A

Depth (Feet)	Interval	% Recovery	Sample ID	PID/FID (ppm)	USCS	Soil Description	Depth (Feet)	Comments
	x x x x x x x	24"	1-3'	0 ppm	SM	Dark brown clayey silt w/ rock frags.		Push 1: refusal at 2ft. Push 2: refusal at 2ft.
5							5	
10							10	
15							15	
20							20	
25							25	

PRUDENT TECHNOLOGIES, INC.
dba Prudent Environmental Services, Inc.

BORING LOG: LL1-642M-03

Sheet: 1 of 1
Date: 07/6/11

Site Name: LL1 Building CB-4
Site Address: Ravenna Army Ammunition Plant, Ravenna, Ohio

Project No: G-510001 (LL 1-4, 12)
Logged By: Morgan Helfrich
Reviewed By: John Jent
Drilled By: Frontz Drilling
Driller: Ethan Frontz or Helper
Drilling Method: Push Probe
Total Depth: 15" (2')
Sampling Method: Core Barrel
Groundwater Depth: N/A
Groundwater Measurement: N/A
TOC Elevation: N/A
Groundwater Elevation: N/A

Depth (Feet)	Interval	% Recovery	Sample ID	PID/FID (ppm)	USCS	Soil Description	Depth (Feet)	Comments
	xxxxxxx	15"	1-3'	0 ppm	SM/ CL	Crushed sandstone w/ layers of dark brown clay s.s. rock frags		Push 1: refusal at 2ft. Push 2: refusal at 1.5ft.
5							5	
10							10	
15							15	
20							20	
25							25	

PRUDENT TECHNOLOGIES, INC.
dba Prudent Environmental Services, Inc.

BORING LOG: LL1-642M-02

Sheet: 1 of 1
Date: 07/6/11

Site Name: LL1 Building CB-4
Site Address: Ravenna Army Ammunition Plant, Ravenna, Ohio

Project No: G-510001 (LL 1-4, 12)
Logged By: Morgan Helfrich
Reviewed By: John Jent
Drilled By: Frontz Drilling
Driller: Ethan Frontz or Helper
Drilling Method: Push Probe
Total Depth: 55.5" (7')
Sampling Method: Core Barrel
Groundwater Depth: N/A
Groundwater Measurement: N/A
TOC Elevation: N/A
Groundwater Elevation: N/A

Depth (Feet)	Interval	% Recovery	Sample ID	PID/FID (ppm)	USCS	Soil Description	Depth (Feet)	Comments
	x				CL	1-3ft is very dark brown silty clay w/ trace gravel		Push 1: went to 7ft
	x			0 ppm				
	x	45"	1-3'					
	x				SM	3-5ft is silty sand of lt. brown s.s. rock frags		
	x		3-5'					
5	x						5	
	x	10.5"	5-7'					
	x							
10							10	
15							15	
20							20	
25							25	

PRUDENT TECHNOLOGIES, INC.
dba Prudent Environmental Services, Inc.

BORING LOG: LL1-642M-01

Sheet: 1 of 1
Date: 07/6/11

Site Name: LL1 Building CB-4
Site Address: Ravenna Army Ammunition Plant, Ravenna, Ohio

Project No: G-510001 (LL 1-4, 12)
Logged By: Morgan Helfrich
Reviewed By: John Jent
Drilled By: Frontz Drilling
Driller: Ethan Frontz or Helper
Drilling Method: Push Probe
Total Depth: 56" (7')
Sampling Method: Core Barrel
Groundwater Depth: N/A
Groundwater Measurement: N/A
TOC Elevation: N/A
Groundwater Elevation: N/A

Depth (Feet)	Interval	% Recovery	Sample ID	PID/FID (ppm)	USCS	Soil Description	Depth (Feet)	Comments
	x			0 ppm	SM/ GM	Silty sand w/ some fill and s.s. rock frags.		Push 1: went to 7ft
	x	40"	1-3'					
	x		3-5'					
5	x	16"	5-7'				5	
10							10	
15							15	
20							20	
25							25	

PRUDENT TECHNOLOGIES, INC.
dba Prudent Environmental Services, Inc.

BORING LOG: LL1-641M-08

Sheet: 1 of 1
Date: 07/6/11

Site Name: LL1 Building CB-4
Site Address: Ravenna Army Ammunition Plant, Ravenna, Ohio

Project No: G-510001 (LL 1-4, 12)
Logged By: Morgan Helfrich
Reviewed By: John Jent
Drilled By: Frontz Drilling
Driller: Ethan Frontz or Helper
Drilling Method: Push Probe
Total Depth: 42" (7')
Sampling Method: Core Barrel
Groundwater Depth: N/A
Groundwater Measurement: N/A
TOC Elevation: N/A
Groundwater Elevation: N/A

Depth (Feet)	Interval	% Recovery	Sample ID	PID/FID (ppm)	USCS	Soil Description	Depth (Feet)	Comments
	x				Fill	Black gravel on top first 5"/ Everything else is silty/clayey sand w/ sandstone rock frags.		Push 1: refusal at 2ft.
	x			0 ppm				Push 2: refusal at 5ft.
	x							Push 3: went to 7ft
	x	32"	1-3'			Terminated on s.s. first 2 pushes.		
	x					Last push went to 7ft w/ some gravel at bottom.		
	x		3-5'		SM	Trace tterra-cotta in last few inches.		
5	x				SM		5	
	x	10"	5-7'					
	x							
	x							
	x							
	x							
	x							
10							10	
15							15	
20							20	
25							25	

PRUDENT TECHNOLOGIES, INC.
dba Prudent Environmental Services, Inc.

BORING LOG: LL1-641M-07

Sheet: 1 of 1
Date: 07/6/11

Site Name: LL1 Building CB-4
Site Address: Ravenna Army Ammunition Plant, Ravenna, Ohio

Project No: G-510001 (LL 1-4, 12)
Logged By: Morgan Helfrich
Reviewed By: John Jent
Drilled By: Frontz Drilling
Driller: Ethan Frontz or Helper
Drilling Method: Push Probe
Total Depth: 24" (2.5')
Sampling Method: Core Barrel
Groundwater Depth: N/A
Groundwater Measurement: N/A
TOC Elevation: N/A
Groundwater Elevation: N/A

Depth (Feet)	Interval	% Recovery	Sample ID	PID/FID (ppm)	USCS	Soil Description	Depth (Feet)	Comments
	xxxxxxxx	24"	1-3'	0 ppm	SC GM	Dark brown red calyey sand from 0-20". Last 4" is lighter brown silty sand w/ crushed s.s.		Push 1: refusal at 2.5ft Push 2: refusal at 2.5ft w/ better recovery
5							5	
10							10	
15							15	
20							20	
25							25	

PRUDENT TECHNOLOGIES, INC.
dba Prudent Environmental Services, Inc.

BORING LOG: LL1-641M-06

Sheet: 1 of 1
Date: 07/6/11

Site Name: LL1 Building CB-4
Site Address: Ravenna Army Ammunition Plant, Ravenna, Ohio

Project No: G-510001 (LL 1-4, 12)
Logged By: Morgan Helfrich
Reviewed By: John Jent
Drilled By: Frontz Drilling
Driller: Ethan Frontz or Helper
Drilling Method: Push Probe
Total Depth: 22" (3')
Sampling Method: Core Barrel
Groundwater Depth: N/A
Groundwater Measurement: N/A
TOC Elevation: N/A
Groundwater Elevation: N/A

Depth (Feet)	Interval	% Recovery	Sample ID	PID/FID (ppm)	USCS	Soil Description	Depth (Feet)	Comments
	x x x x x x x x x x	22"	1-3'	0 ppm	CL	Very dark brown silty clay w/ some sand. Trace gravel		Push 1: refusal at 3ft Push 2: refusal at 3ft
5							5	
10							10	
15							15	
20							20	
25							25	

PRUDENT TECHNOLOGIES, INC.
dba Prudent Environmental Services, Inc.

BORING LOG: LL1-641M-05

Sheet: 1 of 1
Date: 07/6/11

Site Name: LL1 Building CB-4
Site Address: Ravenna Army Ammunition Plant, Ravenna, Ohio

Project No: G-510001 (LL 1-4, 12)
Logged By: Morgan Helfrich
Reviewed By: John Jent
Drilled By: Frontz Drilling
Driller: Ethan Frontz or Helper
Drilling Method: Push Probe
Total Depth: 36" (4')
Sampling Method: Core Barrel
Groundwater Depth: N/A
Groundwater Measurement: N/A
TOC Elevation: N/A
Groundwater Elevation: N/A

Depth (Feet)	Interval	% Recovery	Sample ID	PID/FID (ppm)	USCS	Soil Description	Depth (Feet)	Comments
	x x x x x x x x x x x x x x x x	36"	1-3'	0 ppm	SM	Silty sand w/ sandstone frags. and gravel. Brown in color. At 10"-15" layer of crushed slag		Push 1: refusal at 4ft Push 2: refusal at 4ft
			3-5'		GM			
5							5	
10							10	
15							15	
20							20	
25							25	

PRUDENT TECHNOLOGIES, INC. dba Prudent Environmental Services, Inc.

BORING LOG: LL1-641M-04

Sheet: 1 of 1
Date: 07/6/11

Site Name: LL1 Building CB-4
Site Address: Ravenna Army Ammunition Plant, Ravenna, Ohio

Project No: G-510001 (LL 1-4, 12)
Logged By: Morgan Helfrich
Reviewed By: John Jent
Drilled By: Frontz Drilling
Driller: Ethan Frontz or Helper
Drilling Method: Push Probe
Total Depth: 59" (7')
Sampling Method: Core Barrel
Groundwater Depth: N/A
Groundwater Measurement: N/A
TOC Elevation: N/A
Groundwater Elevation: N/A

Depth (Feet)	Interval	% Recovery	Sample ID	PID/FID (ppm)	USCS	Soil Description	Depth (Feet)	Comments
		48"	1-3'	0 ppm	SM/ GM	Mixed layers if silty sand and clay all brown in color w/ lots of s.s. rock frags. from 1-3ft. 3-5ft is consistent dark brown/red clayey sand.		Push 1: went to 7ft
			3-5'					
5		11"	5-7'		SC		5	
10							10	
15							15	
20							20	
25							25	

PRUDENT TECHNOLOGIES, INC.
dba Prudent Environmental Services, Inc.

BORING LOG: LL1-641M-03

Sheet: 1 of 1
Date: 07/6/11

Site Name: LL1 Building CB-4
Site Address: Ravenna Army Ammunition Plant, Ravenna, Ohio

Project No: G-510001 (LL 1-4, 12)
Logged By: Morgan Helfrich
Reviewed By: John Jent
Drilled By: Frontz Drilling
Driller: Ethan Frontz or Helper
Drilling Method: Push Probe
Total Depth: 51" (7')
Sampling Method: Core Barrel
Groundwater Depth: N/A
Groundwater Measurement: N/A
TOC Elevation: N/A
Groundwater Elevation: N/A

Depth (Feet)	Interval	% Recovery	Sample ID	PID/FID (ppm)	USCS	Soil Description	Depth (Feet)	Comments
	x			0 ppm		Same brown silty sand w/ lots of s.s. rick frags.		Push 1: refusal at 5ft.
	x							Push 2: went to 7ft
	x	39"	1-3'		SM	Grain size fining toward bottom w. more silt and clay		
	x		3-5'					
5	x				SM		5	
	x	12"	5-7'					
10							10	
15							15	
20							20	
25							25	

PRUDENT TECHNOLOGIES, INC.
dba Prudent Environmental Services, Inc.

BORING LOG: LL1-641M-02

Sheet: 1 of 1
Date: 07/6/11

Site Name: LL1 Building CB-4
Site Address: Ravenna Army Ammunition Plant, Ravenna, Ohio

Project No: G-510001 (LL 1-4, 12)
Logged By: Morgan Helfrich
Reviewed By: John Jent
Drilled By: Frontz Drilling
Driller: Ethan Frontz or Helper
Drilling Method: Push Probe
Total Depth: 32" (3.5')
Sampling Method: Core Barrel
Groundwater Depth: N/A
Groundwater Measurement: N/A
TOC Elevation: N/A
Groundwater Elevation: N/A

Depth (Feet)	Interval	% Recovery	Sample ID	PID/FID (ppm)	USCS	Soil Description	Depth (Feet)	Comments
	x x x x x x x x x x x x	32"	1-3'	0 ppm	SM	Brown silty/clayey sand w/ sandstone frags. Terminated on s.s.		Push 1: refusal at 3.5ft. Push 2: refusal at 3.5ft.
5							5	
10							10	
15							15	
20							20	
25							25	

PRUDENT TECHNOLOGIES, INC. dba Prudent Environmental Services, Inc.

BORING LOG: LL1-641M-01

Sheet: 1 of 1
Date: 07/6/11

Site Name: LL1 Building CB-4
Site Address: Ravenna Army Ammunition Plant, Ravenna, Ohio

Project No: G-510001 (LL 1-4, 12)
Logged By: Morgan Helfrich
Reviewed By: John Jent
Drilled By: Frontz Drilling
Driller: Ethan Frontz or Helper
Drilling Method: Push Probe
Total Depth: 22" (2')
Sampling Method: Core Barrel
Groundwater Depth: N/A
Groundwater Measurement: N/A
TOC Elevation: N/A
Groundwater Elevation: N/A

Depth (Feet)	Interval	% Recovery	Sample ID	PID/FID (ppm)	USCS	Soil Description	Depth (Feet)	Comments
	x x x x x x x	22"	1-3'	0 ppm	SM	Silty/clayey sand. Brown w/ some black. Some gravel. Terminates on sandstone		Push 1: refusal at 2ft. Push 2: refusal at 2ft.
5							5	
10							10	
15							15	
20							20	
25							25	

PRUDENT TECHNOLOGIES, INC.
dba Prudent Environmental Services, Inc.

BORING LOG: LL1-640M-08

Sheet: 1 of 1
Date: 07/5/11

Site Name: LL1 Building CB-4A
Site Address: Ravenna Army Ammunition Plant, Ravenna, Ohio

Project No: G-510001 (LL 1-4, 12)
Logged By: Morgan Helfrich
Reviewed By: John Jent
Drilled By: Frontz Drilling
Driller: Ethan Frontz or Helper
Drilling Method: Push Probe
Total Depth: 39" (5')
Sampling Method: Core Barrel
Groundwater Depth: N/A
Groundwater Measurement: N/A
TOC Elevation: N/A
Groundwater Elevation: N/A

Depth (Feet)	Interval	% Recovery	Sample ID	PID/FID (ppm)	USCS	Soil Description	Depth (Feet)	Comments
	x x x x x x x x x x x x x x x x	39"	1-3' 3-5'	0 ppm	SM	Crushed sandstone of varying color: lt. brown, dark brown and gray. Some silt and clay throughout. Rock frags. Crushed slag layer at approx. 4ft depth.		Push 1: refusal at 5ft. sampled Push 2: refusal at 3ft. Push 3: refusal at 3ft.
5							5	
10							10	
15							15	
20							20	
25							25	

PRUDENT TECHNOLOGIES, INC.
dba Prudent Environmental Services, Inc.

BORING LOG: LL1-640M-07

Sheet: 1 of 1
Date: 07/5/11

Site Name: LL1 Building CB-4A
Site Address: Ravenna Army Ammunition Plant, Ravenna, Ohio

Project No: G-510001 (LL 1-4, 12)
Logged By: Morgan Helfrich
Reviewed By: John Jent
Drilled By: Frontz Drilling
Driller: Ethan Frontz or Helper
Drilling Method: Push Probe
Total Depth: 23" (2')
Sampling Method: Core Barrel
Groundwater Depth: N/A
Groundwater Measurement: N/A
TOC Elevation: N/A
Groundwater Elevation: N/A

Depth (Feet)	Interval	% Recovery	Sample ID	PID/FID (ppm)	USCS	Soil Description	Depth (Feet)	Comments
	x x x x x x x	23"	1-3'	0 ppm	SM/ GM	Very poorly sorted clay/silt/sand/gravel/rock frags. Very dark brown and gray in color		Push 1: refusal at 2ft. Push 2: refusal at 2ft. Push 3: refusal at 2ft.
5							5	
10							10	
15							15	
20							20	
25							25	

PRUDENT TECHNOLOGIES, INC. dba Prudent Environmental Services, Inc.

BORING LOG: LL1-640M-06

Sheet: 1 of 1
Date: 07/5/11

Site Name: LL1 Building CB-4A
Site Address: Ravenna Army Ammunition Plant, Ravenna, Ohio

Project No: G-510001 (LL 1-4, 12)
Logged By: Morgan Helfrich
Reviewed By: John Jent
Drilled By: Frontz Drilling
Driller: Ethan Frontz or Helper
Drilling Method: Push Probe
Total Depth: 18" (1.5')
Sampling Method: Core Barrel
Groundwater Depth: N/A
Groundwater Measurement: N/A
TOC Elevation: N/A
Groundwater Elevation: N/A

Depth (Feet)	Interval	% Recovery	Sample ID	PID/FID (ppm)	USCS	Soil Description	Depth (Feet)	Comments
	X X X X X	18"	1-3'	0 ppm	SM/ GM	Very poorly sorted very dark silty/clayey/sandy gravel		Push 1: refusal at 1.5ft. Push 2: refusal at 1.5ft. Push 3: refusal at 1.5ft.
5							5	
10							10	
15							15	
20							20	
25							25	

PRUDENT TECHNOLOGIES, INC.
dba Prudent Environmental Services, Inc.

BORING LOG: LL1-640M-05

Sheet: 1 of 1
Date: 07/5/11

Site Name: LL1 Building CB-4A
Site Address: Ravenna Army Ammunition Plant, Ravenna, Ohio

Project No: G-510001 (LL 1-4, 12)
Logged By: Morgan Helfrich
Reviewed By: John Jent
Drilled By: Frontz Drilling
Driller: Ethan Frontz or Helper
Drilling Method: Push Probe
Total Depth: 45" (5.5')
Sampling Method: Core Barrel
Groundwater Depth: N/A
Groundwater Measurement: N/A
TOC Elevation: N/A
Groundwater Elevation: N/A

Depth (Feet)	Interval	% Recovery	Sample ID	PID/FID (ppm)	USCS	Soil Description	Depth (Feet)	Comments
	x			0 ppm	SM/ GM	Very poorly sorted clayey silty sand w/ crushed rock and gravel. Lots of slag (50-100%) from 26"-36"		Push 1: refusal at 5.5ft. Push 2: refusal at 5.5ft. Push 3: refusal at 4ft.
	x	38"	1-3'					
	x		3-5'					
5	x	7"	5-7'		GM	Last 0.5ft very poorly sorted gravel and slag and sand/clay	5	
10							10	
15							15	
20							20	
25							25	

PRUDENT TECHNOLOGIES, INC. dba Prudent Environmental Services, Inc.

BORING LOG: LL1-640M-04

Sheet: 1 of 1
Date: 07/5/11

Site Name: LL1 Building CB-4A
Site Address: Ravenna Army Ammunition Plant, Ravenna, Ohio

Project No: G-510001 (LL 1-4, 12)
Logged By: Morgan Helfrich
Reviewed By: John Jent
Drilled By: Frontz Drilling
Driller: Ethan Frontz or Helper
Drilling Method: Push Probe
Total Depth: 33" (5')
Sampling Method: Core Barrel
Groundwater Depth: N/A
Groundwater Measurement: N/A
TOC Elevation: N/A
Groundwater Elevation: N/A

Depth (Feet)	Interval	% Recovery	Sample ID	PID/FID (ppm)	USCS	Soil Description	Depth (Feet)	Comments
	x x x x x x x x x x x x x x x x x	33"	1-3' 3-5'	0 ppm	GM	Very poorly sorted silty /clayey/gravely sand of varying color brown to gray. Slag gravel throughout		Push 1: refusal at 5.5ft. Push 2: refusal at 5ft. w/ very poor recovery Push 3: refusal at 4.5ft.
5							5	
10							10	
15							15	
20							20	
25							25	

PRUDENT TECHNOLOGIES, INC. dba Prudent Environmental Services, Inc.

BORING LOG: LL1-640M-03

Sheet: 1 of 1
Date: 07/5/11

Site Name: LL1 Building CB-4A
Site Address: Ravenna Army Ammunition Plant, Ravenna, Ohio

Project No: G-510001 (LL 1-4, 12)
Logged By: Morgan Helfrich
Reviewed By: John Jent
Drilled By: Frontz Drilling
Driller: Ethan Frontz or Helper
Drilling Method: Push Probe
Total Depth: 18" (1.5')
Sampling Method: Core Barrel
Groundwater Depth: N/A
Groundwater Measurement: N/A
TOC Elevation: N/A
Groundwater Elevation: N/A

Depth (Feet)	Interval	% Recovery	Sample ID	PID/FID (ppm)	USCS	Soil Description	Depth (Feet)	Comments
	X X X X X	18"	1-3'	0 ppm	SM	Silty/clayey brown sand . trace gravel		Push 1: refusal at 1ft. Push 2: refusal at 1ft. Push 3: refusal at 1.5ft.
5							5	
10							10	
15							15	
20							20	
25							25	

PRUDENT TECHNOLOGIES, INC. dba Prudent Environmental Services, Inc.

BORING LOG: LL1-640M-02

Sheet: 1 of 1
Date: 07/5/11

Site Name: LL1 Building CB-4A
Site Address: Ravenna Army Ammunition Plant, Ravenna, Ohio

Project No: G-510001 (LL 1-4, 12)
Logged By: Morgan Helfrich
Reviewed By: John Jent
Drilled By: Frontz Drilling
Driller: Ethan Frontz or Helper
Drilling Method: Push Probe
Total Depth: 24" (2')
Sampling Method: Core Barrel
Groundwater Depth: N/A
Groundwater Measurement: N/A
TOC Elevation: N/A
Groundwater Elevation: N/A

Depth (Feet)	Interval	% Recovery	Sample ID	PID/FID (ppm)	USCS	Soil Description	Depth (Feet)	Comments
	x x x x x x x	24"	1-3'	0 ppm	SM/ GM	Silty sand w/ some gravel and rock frags. SVOC smell. Lots of crushed slag and slag rock. Very stinky		Push 1: refusal at 2ft. Push 2: refusal at 2ft. Push 3: refusal at 2ft.
5							5	
10							10	
15							15	
20							20	
25							25	

PRUDENT TECHNOLOGIES, INC. dba Prudent Environmental Services, Inc.

BORING LOG: LL1-640M-01

Sheet: 1 of 1
Date: 07/5/11

Site Name: LL1 Building CB-4A
Site Address: Ravenna Army Ammunition Plant, Ravenna, Ohio

Project No: G-510001 (LL 1-4, 12)
Logged By: Morgan Helfrich
Reviewed By: John Jent
Drilled By: Frontz Drilling
Driller: Ethan Frontz or Helper
Drilling Method: Push Probe
Total Depth: 30" (2.5')
Sampling Method: Core Barrel
Groundwater Depth: N/A
Groundwater Measurement: N/A
TOC Elevation: N/A
Groundwater Elevation: N/A

Depth (Feet)	Interval	% Recovery	Sample ID	PID/FID (ppm)	USCS	Soil Description	Depth (Feet)	Comments
	xxxxxxxx	30"	1-3'	0 ppm	CL/ SM	Sandy/silty darks brown clay w/ trace gravel. Sandy layer at 27".		Push 1: refusal at 2ft. Push 2: refusal at 2ft. Push 3: refusal at 2.5ft. w/ best recovery
5							5	
10							10	
15							15	
20							20	
25							25	

Appendix F – Laboratory Data

(Provided in the attached CD)

TestAmerica

THE LEADER IN ENVIRONMENTAL TESTING

ANALYTICAL REPORT

TestAmerica Laboratories, Inc.
TestAmerica North Canton
4101 Shuffel Street NW
North Canton, OH 44720
Tel: (330)497-9396

TestAmerica Job ID: 240-1585-1
Client Project/Site: RVAAP

For:
Prudent Technologies, Inc
4242 Medical Drive
Suite 7250
San Antonio, Texas 78229

Attn: Ms. Amanda L. Miller

Authorized for release by:
09/26/2011 03:10:51 PM

Mark Loeb
Project Manager II
mark.loeb@testamericainc.com

LINKS

Review your project results through TotalAccess

Have a Question? Ask The Expert

Visit us at: www.testamericainc.com

This report has been electronically signed and authorized by the signatory. Electronic signature is intended to be the legally binding equivalent of a traditionally handwritten signature.

Table of Contents

Cover Page 1
Table of Contents 2
Definitions/Glossary 3
Case Narrative 5
Method Summary 9
Sample Summary 10
Detection Summary 11
Client Sample Results 16
Surrogate Summary 32
QC Sample Results 34
QC Association Summary 60
Lab Chronicle 67
Certification Summary 71
Chain of Custody 72
Receipt Checklists 76

Qualifiers

GC/MS VOA

Qualifier	Qualifier Description
U	Undetected at the Limit of Detection.
Q	One or more quality control criteria failed.
J	Estimated: The quantitation is an estimation due to discrepancies in meeting certain analyte-specific quality control criteria.
J	Estimated: The analyte was positively identified; the quantitation is an estimation

GC/MS Semi VOA

Qualifier	Qualifier Description
U	Undetected at the Limit of Detection.
M	Manual integrated compound.
Q	One or more quality control criteria failed.
D	The reported value is from a dilution.
J	Estimated: The quantitation is an estimation due to discrepancies in meeting certain analyte-specific quality control criteria.
4	MS, MSD: The analyte present in the original sample is 4 times greater than the matrix spike concentration; therefore, control limits are not applicable.
J	Estimated: The analyte was positively identified; the quantitation is an estimation

GC Semi VOA

Qualifier	Qualifier Description
J	Estimated: The quantitation is an estimation due to discrepancies in meeting certain analyte-specific quality control criteria.
U	Undetected at the Limit of Detection.
Q	One or more quality control criteria failed.
H	Sample was prepped or analyzed beyond the specified holding time
D	The reported value is from a dilution.
J	Estimated: The analyte was positively identified; the quantitation is an estimation
M	Manual integrated compound.

HPLC

Qualifier	Qualifier Description
a	Spiked analyte recovery is outside stated control limits.

Metals

Qualifier	Qualifier Description
D	The reported value is from a dilution.
J	Estimated: The analyte was positively identified; the quantitation is an estimation
J	Estimated: The quantitation is an estimation due to discrepancies in meeting certain analyte-specific quality control criteria.
U	Undetected at the Limit of Detection.
4	MS, MSD: The analyte present in the original sample is 4 times greater than the matrix spike concentration; therefore, control limits are not applicable.

General Chemistry

Qualifier	Qualifier Description
J	Estimated result. Result is less than RL.
U	Undetected at the Limit of Detection.

Glossary

Abbreviation	These commonly used abbreviations may or may not be present in this report.
☼	Listed under the "D" column to designate that the result is reported on a dry weight basis
%R	Percent Recovery
DL, RA, RE, IN	Indicates a Dilution, Reanalysis, Re-extraction, or additional Initial metals/anion analysis of the sample
EDL	Estimated Detection Limit
EPA	United States Environmental Protection Agency
MDL	Method Detection Limit
ML	Minimum Level (Dioxin)
ND	Not detected at the reporting limit (or MDL or EDL if shown)
PQL	Practical Quantitation Limit

Glossary (Continued)

Abbreviation	These commonly used abbreviations may or may not be present in this report.
RL	Reporting Limit
RPD	Relative Percent Difference, a measure of the relative difference between two points
TEF	Toxicity Equivalent Factor (Dioxin)
TEQ	Toxicity Equivalent Quotient (Dioxin)

Job ID: 240-1585-1

Laboratory: TestAmerica North Canton

Narrative

CASE NARRATIVE

Client: Prudent Technologies, Inc

Project: RVAAP

Report Number: 240-1585-1

With the exceptions noted as flags or footnotes, standard analytical protocols were followed in the analysis of the samples and no problems were encountered or anomalies observed. In addition all laboratory quality control samples were within established control limits, with any exceptions noted below. Each sample was analyzed to achieve the lowest possible reporting limit within the constraints of the method. In some cases, due to interference or analytes present at high concentrations, samples were diluted. For diluted samples, the reporting limits are adjusted relative to the dilution required.

Calculations are performed before rounding to avoid round-off errors in calculated results.

All holding times were met and proper preservation noted for the methods performed on these samples, unless otherwise detailed in the individual sections below.

TestAmerica utilizes USEPA approved methods and DOD QSM, where applicable, in all analytical work. The samples presented in this report were analyzed for the parameter(s) listed on the analytical methods summary page in accordance with the method(s) indicated. A summary of QC data for these analyses is included at the back of the report.

TestAmerica North Canton attests to the validity of the laboratory data generated by TestAmerica facilities reported herein. All analyses performed by TestAmerica facilities were done using established laboratory SOPs that incorporate QA/QC procedures described in the applicable methods. TestAmerica's operations groups have reviewed the data for compliance with the laboratory QA/QC plan, and data have been found to be compliant with laboratory protocols unless otherwise noted below.

All solid sample results are reported on an "as received" basis unless otherwise indicated by the presence of a % solids value in the method header.

This laboratory report is confidential and is intended for the sole use of TestAmerica and its client.

All parameters for which TestAmerica North Canton has certification were evaluated to the limit of detection (LOD) and include qualified results where applicable. Parameters not certified under QSM, if any, were evaluated to the detection limit (DL) and include qualified results where applicable.

The sample(s) that contain constituents flagged with U are undetected. The result associated with this flag is the limit of detection (LOD).

RECEIPT

The samples were received on 06/27/2011; the samples arrived in good condition, properly preserved and on ice. The temperature of the coolers at receipt were 4.7 and 5.3 C.

VOLATILE ORGANIC COMPOUNDS (GC-MS)

Samples LL4SS-416V-0001/0002-SO (240-1585-8) and LL4SS--417V-0001-SO (240-1585-9) were analyzed for volatile organic compounds (GC-MS) in accordance with EPA SW-846 Method 8260B DoD. The samples were analyzed on 07/08/2011.

4-Bromofluorobenzene (Surr) and Toluene-d8 (Surr) failed the surrogate recovery criteria low for LL4SS-416V-0001/0002-SO (240-1585-8).

4-Bromofluorobenzene (Surr) and Toluene-d8 (Surr) failed the surrogate recovery criteria low for LL4SS--417V-0001-SO (240-1585-9).

Job ID: 240-1585-1 (Continued)

Laboratory: TestAmerica North Canton (Continued)

4-Bromofluorobenzene (Surr) and Toluene-d8 (Surr) failed the surrogate recovery criteria low for MB 240-7596/6-A.

4-Bromofluorobenzene (Surr) and Toluene-d8 (Surr) failed the surrogate recovery criteria low for LCS 240-7596/7-A.

4-Bromofluorobenzene (Surr) and Toluene-d8 (Surr) failed the surrogate recovery criteria low for LL4SS-416V-0001/0002-SOMS (240-1585-8MS).

Surrogate recovery for the following samples and QC were outside of acceptance limits: LL4SS-416V-0001/0002-SO, LL4SS--417V-0001-SO. There was insufficient sample to perform a re-extraction; therefore, the data have been reported.

No other difficulties were encountered during the VOCs analyses. All other quality control parameters were within the acceptance limits.

SEMIVOLATILE ORGANIC COMPOUNDS (GC MS)

Samples LL4SS-412M-0001-SO (240-1585-1), LL4SS-414M-0001/0002-SO (240-1585-2), LL4SS-419M-0001-SO (240-1585-3), LL4SS-420M-0001-SO (240-1585-4), LL4SB-421M-0001-SO (240-1585-5), LL4SS-416M-0001/0002-SO (240-1585-6), LL4SS-417M-0001-SO (240-1585-7), L12SS-306M-0001-SO (240-1585-10), L12SS-305M-0001-SO (240-1585-11), L12SS-303M-0001-SO (240-1585-12) and L12SS-304M-0001/0002-SO (240-1585-13) were analyzed for semivolatile organic compounds (GC MS) in accordance with EPA SW-846 Method 8270 DoD. The samples were leached on 07/05/2011, prepared on 07/06/2011 and 07/08/2011 and analyzed on 07/18/2011, 07/23/2011, 07/27/2011 and 07/30/2011.

2,4,6-Tribromophenol (Surr) failed the surrogate recovery criteria low for L12SS-306M-0001-SO (240-1585-10).

2,4,6-Tribromophenol (Surr) failed the surrogate recovery criteria low for L12SS-304M-0001/0002-SO (240-1585-13).

2,4,6-Tribromophenol (Surr) failed the surrogate recovery criteria low for L12SS-304M-0001/0002-SOMS (240-1585-13MS).

2,4,6-Tribromophenol (Surr) failed the surrogate recovery criteria low for L12SS-304M-0001/0002-SOMSD (240-1585-13MSD).

Several analytes failed the recovery criteria low for the MS of sample L12SS-304M-0001/0002-SOMS (240-1585-13) in batch 240-10089. For the MSD of sample L12SS-304M-0001/0002-SOMSD (240-1585-13) in batch 240-10089, Indeno[1,2,3-cd]pyrene failed the recovery criteria low. Several analytes failed the recovery criteria high. Also, Naphthalene exceeded the rpd limit. Refer to the QC report for details.

The presence of the '4' qualifier in the data indicates analytes where the concentration in the unspiked sample exceeded four times the spiking amount. Refer to the QC report for details.

Samples L12SS-306M-0001-SO (240-1585-10)[2X], L12SS-305M-0001-SO (240-1585-11)[4X], L12SS-303M-0001-SO (240-1585-12)[20X] and L12SS-304M-0001/0002-SO (240-1585-13)[50X] required dilution prior to analysis. The reporting limits have been adjusted accordingly.

No other difficulties were encountered during the SVOCs analyses. All other quality control parameters were within the acceptance limits.

CHLORINATED PESTICIDES

Samples LL4SS-416M-0001/0002-SO (240-1585-6) and LL4SS-417M-0001-SO (240-1585-7) were analyzed for chlorinated pesticides in accordance with EPA SW-846 Method 8081A DoD. The samples were leached on 07/05/2011, prepared on 07/06/2011 and analyzed on 07/29/2011.

The laboratory control sample (LCS))for batch 7329 exceeded control limits for the following analytes: delta-BHC, Lindane, and gamma-Chlordane. These analytes were biased high in the LCS and were not detected above the reporting limits for these analytes in the associated samplesLL4SS-416M-0001/0002-SO, LL4SS-417M-0001-SO; therefore the data have been reported.

Several analytes failed the recovery criteria low for the MS of sample LL4SS-416M-0001/0002-SOMS (240-1585-6) in batch 240-10143. 4,4'-DDE failed the recovery criteria high. For the MSD of sample LL4SS-416M-0001/0002-SOMSD (240-1585-6) in batch 240-10143, Several analytes failed the recovery criteria low. 4,4'-DDD failed the recovery criteria high. Also, alpha-BHC and Endrin ketone exceeded the rpd limit. Refer to the QC report for details.

Job ID: 240-1585-1 (Continued)

Laboratory: TestAmerica North Canton (Continued)

Samples LL4SS-416M-0001/0002-SO (240-1585-6)[20X] and LL4SS-417M-0001-SO (240-1585-7)[10X] required dilution prior to analysis. The reporting limits have been adjusted accordingly.

In the initial calibration for the associated samples LL4SS-416M-0001/0002-SO and LL4SS-417M-0001-SO the level 6 peak for alpha-BHC was disabled because of matrix interference and the alpha-BHC second source (ICV) failed QC criteria on the rear column only. The front column is used as the primary column. Due to TALS limitations, the E flag associated with alpha-BHC in the batch laboratory control sample (LCS) can not be removed but the result is within the ICAL range on the primary column and is acceptable.

The surrogate TCMX is reported from the confirmation column for batch 7329 laboratory control spike (LCS) and for the associated samples LL4SS-416M-0001/0002-SO and LL4SS-417M-0001-SO because of matrix interferences on the primary column.

Heptachlor is reported from the confirmation column for batch 7329 matrix spike (MS) and matrix spike duplicate (MSD) because of matrix interference on the confirmation column.

The closing continuing calibration verification (CCV) recovered DDD above the upper control limit. The samples associated with this CCVLL4SS-416M-0001/0002-SO, LL4SS-417M-0001-SO were not detected above the reporting limit for DDD; therefore the data have been reported.

The closing Technical Chlordane continuing calibration verification (CCV) was recovered above the upper control limit. The samples associated with this CCVLL4SS-416M-0001/0002-SO, LL4SS-417M-0001-SO were not detected above the reporting limit for Technical Chlordane ; therefore the data have been reported.

No other difficulties were encountered during the pesticides analyses. All other quality control parameters were within the acceptance limits.

POLYCHLORINATED BIPHENYLS (PCBS)

Samples LL4SS-416M-0001/0002-SO (240-1585-6) and LL4SS-417M-0001-SO (240-1585-7) were analyzed for polychlorinated biphenyls (PCBs) in accordance with EPA SW-846 Method 8082 DOD. The samples were leached on 07/05/2011, prepared on 07/06/2011 and 07/20/2011 and analyzed on 07/16/2011 and 07/22/2011.

DCB Decachlorobiphenyl failed the surrogate recovery criteria high for LL4SS-416M-0001/0002-SOMSD (240-1585-6MSD). Refer to the QC report for details.

Aroclor 1260 failed the recovery criteria low for the MS of sample LL4SS-416M-0001/0002-SOMS (240-1585-6) in batch 240-9453. Refer to the QC report for details.

The following sample was prepared outside of preparation holding time: LL4SS-416M-0001/0002-SO. The client specific MS/MSD was incorrectly spiked. Therefore both sets of results are reported.

No other difficulties were encountered during the PCBs analyses. All other quality control parameters were within the acceptance limits.

TOTAL METALS (ICPMS)

Samples LL4SS-416M-0001/0002-SO (240-1585-6) and LL4SS-417M-0001-SO (240-1585-7) were analyzed for total metals (ICPMS) in accordance with EPA SW-846 Method 6020 DoD. The samples were leached on 07/05/2011, prepared on 07/15/2011 and 09/01/2011 and analyzed on 08/26/2011, 08/29/2011 and 09/08/2011.

Aluminum was detected in method blank MB 240-14048/1-A at a level that was above the method detection limit but below the reporting limit. The value should be considered an estimate, and has been flagged “J”. If the associated sample reported a result above the MDL and/or RL, the result has been “B” flagged.

Nickel was detected in method blank MB 240-8611/1-A at a level that was above the method detection limit but below the reporting limit. The value should be considered an estimate, and has been flagged “J”. If the associated sample reported a result above the MDL and/or RL, the result has been “B” flagged. Refer to the QC report for details.

Iron failed the recovery criteria low for the MS of sample LL4SS-416M-0001/0002-SO (240-1585-6) in batch 240-14738. Manganese, Zinc

Job ID: 240-1585-1 (Continued)

Laboratory: TestAmerica North Canton (Continued)

and Aluminum failed the recovery criteria high. Barium, Manganese, Aluminum and Calcium failed the recovery criteria high for the MSD of sample LL4SS-416M-0001/0002-SO (240-1585-6) in batch 240-14738. Zinc exceeded the rpd limit. Refer to the QC report for details.

Sample LL4SS-416M-0001/0002-SO (240-1585-6)[5X] required dilution prior to analysis. The reporting limits have been adjusted accordingly.

No other difficulties were encountered during the metals analyses. All other quality control parameters were within the acceptance limits.

MERCURY

Samples LL4SS-416M-0001/0002-SO (240-1585-6) and LL4SS-417M-0001-SO (240-1585-7) were analyzed for Mercury in accordance with EPA SW-846 7471A DOD. The samples were leached on 07/05/2011, prepared on 07/15/2011 and analyzed on 07/18/2011.

No difficulties were encountered during the mercury analyses. All quality control parameters were within the acceptance limits.

HEXAVALENT CHROMIUM

Samples LL4SS-416M-0001/0002-SO (240-1585-6) and LL4SS-417M-0001-SO (240-1585-7) were analyzed for hexavalent chromium in accordance with EPA SW-846 Method 7196A. The samples were leached on 07/05/2011, prepared on 07/18/2011 and analyzed on 07/20/2011.

No difficulties were encountered during the hexavalent chromium analyses. All quality control parameters were within the acceptance limits.

PERCENT SOLIDS

Samples LL4SS-412M-0001-SO (240-1585-1), LL4SS-414M-0001/0002-SO (240-1585-2), LL4SS-419M-0001-SO (240-1585-3), LL4SS-420M-0001-SO (240-1585-4), LL4SB-421M-0001-SO (240-1585-5), LL4SS-416M-0001/0002-SO (240-1585-6), LL4SS-417M-0001-SO (240-1585-7), LL4SS-416V-0001/0002-SO (240-1585-8), LL4SS--417V-0001-SO (240-1585-9), L12SS-306M-0001-SO (240-1585-10), L12SS-305M-0001-SO (240-1585-11), L12SS-303M-0001-SO (240-1585-12) and L12SS-304M-0001/0002-SO (240-1585-13) were analyzed for percent solids in accordance with EPA Method 160.3 MOD. The samples were analyzed on 07/02/2011 and 07/05/2011.

No difficulties were encountered during the % solids analyses. All quality control parameters were within the acceptance limits.

Method Summary

Client: Prudent Technologies, Inc
Project/Site: RVAAP

TestAmerica Job ID: 240-1585-1

Method	Method Description	Protocol	Laboratory
8260B/DoD	Volatile Organic Compounds (GC/MS)	SW846	TAL NC
8270C/DoD	Semivolatile Organic Compounds (GC/MS)	SW846	TAL NC
8081/DOD	Organochlorine Pesticides (GC)	SW846	TAL NC
8082/DOD	Polychlorinated Biphenyls (PCBs) by Gas Chromatography	SW846	TAL NC
8330 (Modified)	Organic Compounds by UV/HPLC	SW846	TAL WSC
8330/8330A	Nitroaromatics & Nitramines: Explosives (8330/A)	SW846	TAL WSC
6020/DOD	Metals (ICP/MS)	SW846	TAL NC
7471/DOD	Mercury (CVAA)	SW846	TAL NC
7196A	Chromium, Hexavalent	SW846	TAL NC
D 2216-90	Moisture, Percent (D2216-90) - AFCEE	ASTM	TAL WSC
Moisture	Percent Moisture	EPA	TAL NC
WS-WC-0050	Nitrocellulose as N by WS-WC-0050	TAL-SOP	TAL WSC

Protocol References:

ASTM = ASTM International

EPA = US Environmental Protection Agency

SW846 = "Test Methods For Evaluating Solid Waste, Physical/Chemical Methods", Third Edition, November 1986 And Its Updates.

TAL-SOP = TAL-SOP

Laboratory References:

TAL NC = TestAmerica North Canton, 4101 Shuffel Street NW, North Canton, OH 44720, TEL (330)497-9396

TAL WSC = TestAmerica West Sacramento, 880 Riverside Parkway, West Sacramento, CA 95605, TEL (916)373-5600

Sample Summary

Client: Prudent Technologies, Inc
Project/Site: RVAAP

TestAmerica Job ID: 240-1585-1

Lab Sample ID	Client Sample ID	Matrix	Collected	Received
240-1585-1	LL4SS-412M-0001-SO	Solid	06/26/11 11:20	06/27/11 16:41
240-1585-2	LL4SS414M0001/0002SO	Solid	06/26/11 12:00	06/27/11 16:41
240-1585-3	LL4SS-419M-0001-SO	Solid	06/26/11 09:15	06/27/11 16:41
240-1585-4	LL4SS-420M-0001-SO	Solid	06/26/11 10:30	06/27/11 16:41
240-1585-5	LL4SB-421M-0001-SO	Solid	06/26/11 10:30	06/27/11 16:41
240-1585-6	LL4SS416M0001/0002SO	Solid	06/26/11 14:00	06/27/11 16:41
240-1585-7	LL4SS-417M-0001-SO	Solid	06/26/11 14:06	06/27/11 16:41
240-1585-8	LL4SS416V0001/0002SO	Solid	06/26/11 14:10	06/27/11 16:41
240-1585-9	LL4SS-417V-0001-SO	Solid	06/26/11 14:10	06/27/11 16:41
240-1585-10	L12SS-306M-0001-SO	Solid	06/26/11 15:20	06/27/11 16:41
240-1585-11	L12SS-305M-0001-SO	Solid	06/26/11 15:30	06/27/11 16:41
240-1585-12	L12SS-303M-0001-SO	Solid	06/26/11 15:50	06/27/11 16:41
240-1585-13	L12SS304M0001/0002SO	Solid	06/26/11 16:25	06/27/11 16:41

Detection Summary

Client: Prudent Technologies, Inc
Project/Site: RVAAP

TestAmerica Job ID: 240-1585-1

Client Sample ID: LL4SS-412M-0001-SO — Lab Sample ID: 240-1585-1

Analyte	Result	Qualifier	LOQ	DL	Unit	Dil Fac	D	Method	Prep Type
Acenaphthylene	11		6.8	3.4	ug/Kg	1	☼	8270C/DoD	Total/NA
Anthracene	12		6.8	3.4	ug/Kg	1	☼	8270C/DoD	Total/NA
Benzo[a]anthracene	32		6.8	3.4	ug/Kg	1	☼	8270C/DoD	Total/NA
Benzo[a]pyrene	43		6.8	3.4	ug/Kg	1	☼	8270C/DoD	Total/NA
Benzo[b]fluoranthene	79	M	6.8	3.4	ug/Kg	1	☼	8270C/DoD	Total/NA
Benzo[g,h,i]perylene	36	M	6.8	3.4	ug/Kg	1	☼	8270C/DoD	Total/NA
Benzo[k]fluoranthene	46	M	6.8	3.4	ug/Kg	1	☼	8270C/DoD	Total/NA
Chrysene	59		6.8	1.1	ug/Kg	1	☼	8270C/DoD	Total/NA
Fluoranthene	59		6.8	3.4	ug/Kg	1	☼	8270C/DoD	Total/NA
Indeno[1,2,3-cd]pyrene	31	M	6.8	3.4	ug/Kg	1	☼	8270C/DoD	Total/NA
Naphthalene	10		6.8	3.4	ug/Kg	1	☼	8270C/DoD	Total/NA
Pyrene	57		6.8	3.4	ug/Kg	1	☼	8270C/DoD	Total/NA
Phenanthrene	30		6.8	3.4	ug/Kg	1	☼	8270C/DoD	Total/NA

Client Sample ID: LL4SS414M0001/0002SO — Lab Sample ID: 240-1585-2

Analyte	Result	Qualifier	LOQ	DL	Unit	Dil Fac	D	Method	Prep Type
Acenaphthylene	7.9		6.8	3.4	ug/Kg	1	☼	8270C/DoD	Total/NA
Anthracene	31		6.8	3.4	ug/Kg	1	☼	8270C/DoD	Total/NA
Benzo[a]anthracene	57		6.8	3.4	ug/Kg	1	☼	8270C/DoD	Total/NA
Benzo[a]pyrene	60		6.8	3.4	ug/Kg	1	☼	8270C/DoD	Total/NA
Benzo[b]fluoranthene	140	M	6.8	3.4	ug/Kg	1	☼	8270C/DoD	Total/NA
Benzo[g,h,i]perylene	49		6.8	3.4	ug/Kg	1	☼	8270C/DoD	Total/NA
Benzo[k]fluoranthene	56	M	6.8	3.4	ug/Kg	1	☼	8270C/DoD	Total/NA
Chrysene	130		6.8	1.1	ug/Kg	1	☼	8270C/DoD	Total/NA
Dibenz(a,h)anthracene	13		6.8	3.4	ug/Kg	1	☼	8270C/DoD	Total/NA
Fluoranthene	77		6.8	3.4	ug/Kg	1	☼	8270C/DoD	Total/NA
Indeno[1,2,3-cd]pyrene	46		6.8	3.4	ug/Kg	1	☼	8270C/DoD	Total/NA
Pyrene	140		6.8	3.4	ug/Kg	1	☼	8270C/DoD	Total/NA
Phenanthrene	27		6.8	3.4	ug/Kg	1	☼	8270C/DoD	Total/NA

Client Sample ID: LL4SS-419M-0001-SO — Lab Sample ID: 240-1585-3

Analyte	Result	Qualifier	LOQ	DL	Unit	Dil Fac	D	Method	Prep Type
Acenaphthene	6.9		6.8	3.4	ug/Kg	1	☼	8270C/DoD	Total/NA
Anthracene	9.5		6.8	3.4	ug/Kg	1	☼	8270C/DoD	Total/NA
Benzo[a]anthracene	34		6.8	3.4	ug/Kg	1	☼	8270C/DoD	Total/NA
Benzo[a]pyrene	30		6.8	3.4	ug/Kg	1	☼	8270C/DoD	Total/NA
Benzo[b]fluoranthene	53	M	6.8	3.4	ug/Kg	1	☼	8270C/DoD	Total/NA
Benzo[g,h,i]perylene	23	M	6.8	3.4	ug/Kg	1	☼	8270C/DoD	Total/NA
Benzo[k]fluoranthene	22	M	6.8	3.4	ug/Kg	1	☼	8270C/DoD	Total/NA
Chrysene	36		6.8	1.1	ug/Kg	1	☼	8270C/DoD	Total/NA
Fluoranthene	70		6.8	3.4	ug/Kg	1	☼	8270C/DoD	Total/NA
Fluorene	8.3		6.8	3.4	ug/Kg	1	☼	8270C/DoD	Total/NA
Indeno[1,2,3-cd]pyrene	22		6.8	3.4	ug/Kg	1	☼	8270C/DoD	Total/NA
Naphthalene	15		6.8	3.4	ug/Kg	1	☼	8270C/DoD	Total/NA
Pyrene	57		6.8	3.4	ug/Kg	1	☼	8270C/DoD	Total/NA
Phenanthrene	52		6.8	3.4	ug/Kg	1	☼	8270C/DoD	Total/NA

Client Sample ID: LL4SS-420M-0001-SO — Lab Sample ID: 240-1585-4

Analyte	Result	Qualifier	LOQ	DL	Unit	Dil Fac	D	Method	Prep Type
Acenaphthene	82		6.8	3.4	ug/Kg	1	☼	8270C/DoD	Total/NA
Acenaphthylene	22		6.8	3.4	ug/Kg	1	☼	8270C/DoD	Total/NA

Client Sample ID: LL4SS-420M-0001-SO (Continued) — Lab Sample ID: 240-1585-4

Analyte	Result	Qualifier	LOQ	DL	Unit	Dil Fac	D	Method	Prep Type
Anthracene	160		6.8	3.4	ug/Kg	1	☼	8270C/DoD	Total/NA
Benzo[a]anthracene	480		6.8	3.4	ug/Kg	1	☼	8270C/DoD	Total/NA
Benzo[a]pyrene	380		6.8	3.4	ug/Kg	1	☼	8270C/DoD	Total/NA
Benzo[b]fluoranthene	510	M	6.8	3.4	ug/Kg	1	☼	8270C/DoD	Total/NA
Benzo[g,h,i]perylene	220		6.8	3.4	ug/Kg	1	☼	8270C/DoD	Total/NA
Benzo[k]fluoranthene	260	M	6.8	3.4	ug/Kg	1	☼	8270C/DoD	Total/NA
Chrysene	430		6.8	1.1	ug/Kg	1	☼	8270C/DoD	Total/NA
Dibenz(a,h)anthracene	65	M	6.8	3.4	ug/Kg	1	☼	8270C/DoD	Total/NA
Fluoranthene	1100		6.8	3.4	ug/Kg	1	☼	8270C/DoD	Total/NA
Fluorene	75		6.8	3.4	ug/Kg	1	☼	8270C/DoD	Total/NA
Indeno[1,2,3-cd]pyrene	200		6.8	3.4	ug/Kg	1	☼	8270C/DoD	Total/NA
Naphthalene	20		6.8	3.4	ug/Kg	1	☼	8270C/DoD	Total/NA
Pyrene	860		6.8	3.4	ug/Kg	1	☼	8270C/DoD	Total/NA
Phenanthrene	750		6.8	3.4	ug/Kg	1	☼	8270C/DoD	Total/NA

Client Sample ID: LL4SB-421M-0001-SO — Lab Sample ID: 240-1585-5

Analyte	Result	Qualifier	LOQ	DL	Unit	Dil Fac	D	Method	Prep Type
Benzo[a]anthracene	15		6.8	3.4	ug/Kg	1	☼	8270C/DoD	Total/NA
Benzo[a]pyrene	13		6.8	3.4	ug/Kg	1	☼	8270C/DoD	Total/NA
Benzo[b]fluoranthene	19	M	6.8	3.4	ug/Kg	1	☼	8270C/DoD	Total/NA
Benzo[g,h,i]perylene	8.9		6.8	3.4	ug/Kg	1	☼	8270C/DoD	Total/NA
Benzo[k]fluoranthene	9.2	M	6.8	3.4	ug/Kg	1	☼	8270C/DoD	Total/NA
Chrysene	17		6.8	1.1	ug/Kg	1	☼	8270C/DoD	Total/NA
Fluoranthene	33		6.8	3.4	ug/Kg	1	☼	8270C/DoD	Total/NA
Indeno[1,2,3-cd]pyrene	7.9		6.8	3.4	ug/Kg	1	☼	8270C/DoD	Total/NA
Pyrene	27		6.8	3.4	ug/Kg	1	☼	8270C/DoD	Total/NA
Phenanthrene	27		6.8	3.4	ug/Kg	1	☼	8270C/DoD	Total/NA

Client Sample ID: LL4SS416M0001/0002SO — Lab Sample ID: 240-1585-6

Analyte	Result	Qualifier	LOQ	DL	Unit	Dil Fac	D	Method	Prep Type
Acenaphthylene	24		6.8	3.4	ug/Kg	1	☼	8270C/DoD	Total/NA
Anthracene	46	J	6.8	3.4	ug/Kg	1	☼	8270C/DoD	Total/NA
Benzo[a]anthracene	110		6.8	3.4	ug/Kg	1	☼	8270C/DoD	Total/NA
Benzo[b]fluoranthene	270	M	6.8	3.4	ug/Kg	1	☼	8270C/DoD	Total/NA
Benzo[k]fluoranthene	120	M	6.8	3.4	ug/Kg	1	☼	8270C/DoD	Total/NA
Fluoranthene	250	J	6.8	3.4	ug/Kg	1	☼	8270C/DoD	Total/NA
Fluorene	9.7		6.8	3.4	ug/Kg	1	☼	8270C/DoD	Total/NA
Chrysene	210	J	6.8	1.1	ug/Kg	1	☼	8270C/DoD	Total/NA
Dibenz(a,h)anthracene	28		6.8	3.4	ug/Kg	1	☼	8270C/DoD	Total/NA
Dibenzofuran	18	J	51	3.4	ug/Kg	1	☼	8270C/DoD	Total/NA
Benzo[g,h,i]perylene	140		6.8	3.4	ug/Kg	1	☼	8270C/DoD	Total/NA
Benzo[a]pyrene	130	J	6.8	3.4	ug/Kg	1	☼	8270C/DoD	Total/NA
Di-n-butyl phthalate	18	J	51	15	ug/Kg	1	☼	8270C/DoD	Total/NA
Indeno[1,2,3-cd]pyrene	100		6.8	3.4	ug/Kg	1	☼	8270C/DoD	Total/NA
2-Methylnaphthalene	45		6.8	3.4	ug/Kg	1	☼	8270C/DoD	Total/NA
Naphthalene	31		6.8	3.4	ug/Kg	1	☼	8270C/DoD	Total/NA
Pyrene	230		6.8	3.4	ug/Kg	1	☼	8270C/DoD	Total/NA
Phenanthrene	110		6.8	3.4	ug/Kg	1	☼	8270C/DoD	Total/NA
Bis(2-ethylhexyl) phthalate	130		51	19	ug/Kg	1	☼	8270C/DoD	Total/NA
Aluminum	5900	J	10	2.5	mg/Kg	1	☼	6020/DOD	Total/NA
Antimony	0.090	J	0.20	0.061	mg/Kg	1	☼	6020/DOD	Total/NA
Arsenic	8.0		0.50	0.052	mg/Kg	1	☼	6020/DOD	Total/NA

Client Sample ID: LL4SS416M0001/0002SO (Continued) — Lab Sample ID: 240-1585-6

Analyte	Result	Qualifier	LOQ	DL	Unit	Dil Fac	D	Method	Prep Type
Barium	67	J	0.50	0.13	mg/Kg	1	☼	6020/DOD	Total/NA
Beryllium	0.48	J D	0.50	0.017	mg/Kg	5	☼	6020/DOD	Total/NA
Cadmium	0.37	J D	0.99	0.015	mg/Kg	5	☼	6020/DOD	Total/NA
Calcium	4500	J	200	40	mg/Kg	1	☼	6020/DOD	Total/NA
Chromium	19		0.50	0.16	mg/Kg	1	☼	6020/DOD	Total/NA
Cobalt	6.3	D	0.50	0.022	mg/Kg	5	☼	6020/DOD	Total/NA
Copper	14		0.40	0.11	mg/Kg	1	☼	6020/DOD	Total/NA
Iron	16000	J	51	11	mg/Kg	1	☼	6020/DOD	Total/NA
Lead	22		0.30	0.070	mg/Kg	1	☼	6020/DOD	Total/NA
Magnesium	1900		100	9.0	mg/Kg	1	☼	6020/DOD	Total/NA
Manganese	430	D J	2.5	0.79	mg/Kg	5	☼	6020/DOD	Total/NA
Nickel	24		0.50	0.086	mg/Kg	1	☼	6020/DOD	Total/NA
Potassium	710		100	3.8	mg/Kg	1	☼	6020/DOD	Total/NA
Selenium	0.81		0.50	0.021	mg/Kg	1	☼	6020/DOD	Total/NA
Sodium	38	J	100	14	mg/Kg	1	☼	6020/DOD	Total/NA
Thallium	0.12	J	0.20	0.056	mg/Kg	1	☼	6020/DOD	Total/NA
Vanadium	12		0.50	0.043	mg/Kg	1	☼	6020/DOD	Total/NA
Zinc	110	D J	20	5.0	mg/Kg	5	☼	6020/DOD	Total/NA
Mercury	0.024	J	0.094	0.013	mg/Kg	1	☼	7471/DOD	Total/NA
Hexavalent chromium	1.0		0.82	0.28	mg/Kg	1	☼	7196A	Total/NA

Analyte	Result	Qualifier	LOQ	MDL	Unit	Dil Fac	D	Method	Prep Type
Nitrocellulose	3.2	J	5.9	0.92	mg/kg	1	☼	WS-WC-0050	Total

Client Sample ID: LL4SS-417M-0001-SO — Lab Sample ID: 240-1585-7

Analyte	Result	Qualifier	LOQ	DL	Unit	Dil Fac	D	Method	Prep Type
Acenaphthene	6.6	J	6.8	3.4	ug/Kg	1	☼	8270C/DoD	Total/NA
Acenaphthylene	20		6.8	3.4	ug/Kg	1	☼	8270C/DoD	Total/NA
Anthracene	33		6.8	3.4	ug/Kg	1	☼	8270C/DoD	Total/NA
Benzo[a]anthracene	87		6.8	3.4	ug/Kg	1	☼	8270C/DoD	Total/NA
Benzo[b]fluoranthene	250	M	6.8	3.4	ug/Kg	1	☼	8270C/DoD	Total/NA
Benzo[k]fluoranthene	76	M	6.8	3.4	ug/Kg	1	☼	8270C/DoD	Total/NA
Fluoranthene	140		6.8	3.4	ug/Kg	1	☼	8270C/DoD	Total/NA
Fluorene	10		6.8	3.4	ug/Kg	1	☼	8270C/DoD	Total/NA
Chrysene	140		6.8	1.1	ug/Kg	1	☼	8270C/DoD	Total/NA
Dibenz(a,h)anthracene	27		6.8	3.4	ug/Kg	1	☼	8270C/DoD	Total/NA
Dibenzofuran	20	J	51	3.4	ug/Kg	1	☼	8270C/DoD	Total/NA
Benzo[g,h,i]perylene	120		6.8	3.4	ug/Kg	1	☼	8270C/DoD	Total/NA
Benzo[a]pyrene	110		6.8	3.4	ug/Kg	1	☼	8270C/DoD	Total/NA
Indeno[1,2,3-cd]pyrene	87		6.8	3.4	ug/Kg	1	☼	8270C/DoD	Total/NA
2-Methylnaphthalene	74		6.8	3.4	ug/Kg	1	☼	8270C/DoD	Total/NA
Naphthalene	56		6.8	3.4	ug/Kg	1	☼	8270C/DoD	Total/NA
Pyrene	140		6.8	3.4	ug/Kg	1	☼	8270C/DoD	Total/NA
Phenanthrene	68		6.8	3.4	ug/Kg	1	☼	8270C/DoD	Total/NA
Bis(2-ethylhexyl) phthalate	150		51	19	ug/Kg	1	☼	8270C/DoD	Total/NA
Aluminum	7000		10	2.5	mg/Kg	1	☼	6020/DOD	Total/NA
Antimony	0.092	J	0.20	0.062	mg/Kg	1	☼	6020/DOD	Total/NA
Arsenic	8.3		0.50	0.052	mg/Kg	1	☼	6020/DOD	Total/NA
Barium	70		0.50	0.13	mg/Kg	1	☼	6020/DOD	Total/NA
Beryllium	0.46		0.10	0.0035	mg/Kg	1	☼	6020/DOD	Total/NA
Cadmium	0.29		0.20	0.0031	mg/Kg	1	☼	6020/DOD	Total/NA
Calcium	5200		200	40	mg/Kg	1	☼	6020/DOD	Total/NA
Chromium	22		0.50	0.16	mg/Kg	1	☼	6020/DOD	Total/NA

Client Sample ID: LL4SS-417M-0001-SO (Continued) — Lab Sample ID: 240-1585-7

Analyte	Result	Qualifier	LOQ	DL	Unit	Dil Fac	D	Method	Prep Type
Cobalt	6.6		0.10	0.0045	mg/Kg	1	☼	6020/DOD	Total/NA
Copper	14		0.40	0.11	mg/Kg	1	☼	6020/DOD	Total/NA
Iron	17000		50	11	mg/Kg	1	☼	6020/DOD	Total/NA
Lead	20		0.30	0.071	mg/Kg	1	☼	6020/DOD	Total/NA
Magnesium	2100		100	8.9	mg/Kg	1	☼	6020/DOD	Total/NA
Manganese	480		0.50	0.16	mg/Kg	1	☼	6020/DOD	Total/NA
Nickel	47		0.50	0.087	mg/Kg	1	☼	6020/DOD	Total/NA
Potassium	730		100	3.8	mg/Kg	1	☼	6020/DOD	Total/NA
Selenium	0.84		0.50	0.021	mg/Kg	1	☼	6020/DOD	Total/NA
Silver	0.039	J	0.10	0.016	mg/Kg	1	☼	6020/DOD	Total/NA
Sodium	51	J	100	14	mg/Kg	1	☼	6020/DOD	Total/NA
Thallium	0.16	J	0.20	0.056	mg/Kg	1	☼	6020/DOD	Total/NA
Vanadium	12		0.50	0.043	mg/Kg	1	☼	6020/DOD	Total/NA
Zinc	82		4.0	1.0	mg/Kg	1	☼	6020/DOD	Total/NA
Mercury	0.024	J	0.096	0.013	mg/Kg	1	☼	7471/DOD	Total/NA
Hexavalent chromium	1.2		0.82	0.28	mg/Kg	1	☼	7196A	Total/NA

Client Sample ID: LL4SS416V0001/0002SO — Lab Sample ID: 240-1585-8

No Detections

Client Sample ID: LL4SS-417V-0001-SO — Lab Sample ID: 240-1585-9

No Detections

Client Sample ID: L12SS-306M-0001-SO — Lab Sample ID: 240-1585-10

Analyte	Result	Qualifier	LOQ	DL	Unit	Dil Fac	D	Method	Prep Type
Acenaphthene	89		14	6.7	ug/Kg	2	☼	8270C/DoD	Total/NA
Acenaphthylene	17		14	6.7	ug/Kg	2	☼	8270C/DoD	Total/NA
Anthracene	310		14	6.7	ug/Kg	2	☼	8270C/DoD	Total/NA
Benzo[a]anthracene	870		14	6.7	ug/Kg	2	☼	8270C/DoD	Total/NA
Benzo[a]pyrene	670		14	6.7	ug/Kg	2	☼	8270C/DoD	Total/NA
Benzo[b]fluoranthene	910	M	14	6.7	ug/Kg	2	☼	8270C/DoD	Total/NA
Benzo[g,h,i]perylene	450		14	6.7	ug/Kg	2	☼	8270C/DoD	Total/NA
Benzo[k]fluoranthene	400	M	14	6.7	ug/Kg	2	☼	8270C/DoD	Total/NA
Chrysene	690		14	2.2	ug/Kg	2	☼	8270C/DoD	Total/NA
Dibenz(a,h)anthracene	140		14	6.7	ug/Kg	2	☼	8270C/DoD	Total/NA
Fluoranthene	1600		14	6.7	ug/Kg	2	☼	8270C/DoD	Total/NA
Fluorene	98		14	6.7	ug/Kg	2	☼	8270C/DoD	Total/NA
Indeno[1,2,3-cd]pyrene	410		14	6.7	ug/Kg	2	☼	8270C/DoD	Total/NA
Naphthalene	91		14	6.7	ug/Kg	2	☼	8270C/DoD	Total/NA
Pyrene	1300		14	6.7	ug/Kg	2	☼	8270C/DoD	Total/NA
Phenanthrene	940		14	6.7	ug/Kg	2	☼	8270C/DoD	Total/NA

Client Sample ID: L12SS-305M-0001-SO — Lab Sample ID: 240-1585-11

Analyte	Result	Qualifier	LOQ	DL	Unit	Dil Fac	D	Method	Prep Type
Acenaphthene	280		27	14	ug/Kg	4	☼	8270C/DoD	Total/NA
Acenaphthylene	44		27	14	ug/Kg	4	☼	8270C/DoD	Total/NA
Anthracene	750		27	14	ug/Kg	4	☼	8270C/DoD	Total/NA
Benzo[a]anthracene	1600		27	14	ug/Kg	4	☼	8270C/DoD	Total/NA
Benzo[a]pyrene	930		27	14	ug/Kg	4	☼	8270C/DoD	Total/NA
Benzo[b]fluoranthene	2400		27	14	ug/Kg	4	☼	8270C/DoD	Total/NA

Client Sample ID: L12SS-305M-0001-SO (Continued) — Lab Sample ID: 240-1585-11

Analyte	Result	Qualifier	LOQ	DL	Unit	Dil Fac	D	Method	Prep Type
Benzo[g,h,i]perylene	740		27	14	ug/Kg	4	☼	8270C/DoD	Total/NA
Benzo[k]fluoranthene	300		27	14	ug/Kg	4	☼	8270C/DoD	Total/NA
Chrysene	1500		27	4.5	ug/Kg	4	☼	8270C/DoD	Total/NA
Fluoranthene	3500		27	14	ug/Kg	4	☼	8270C/DoD	Total/NA
Fluorene	310		27	14	ug/Kg	4	☼	8270C/DoD	Total/NA
Indeno[1,2,3-cd]pyrene	720		27	14	ug/Kg	4	☼	8270C/DoD	Total/NA
Naphthalene	370		27	14	ug/Kg	4	☼	8270C/DoD	Total/NA
Pyrene	2800		27	14	ug/Kg	4	☼	8270C/DoD	Total/NA
Phenanthrene	2600		27	14	ug/Kg	4	☼	8270C/DoD	Total/NA

Client Sample ID: L12SS-303M-0001-SO — Lab Sample ID: 240-1585-12

Analyte	Result	Qualifier	LOQ	DL	Unit	Dil Fac	D	Method	Prep Type
Acenaphthene	630	D	140	68	ug/Kg	20	☼	8270C/DoD	Total/NA
Acenaphthylene	820	D	140	68	ug/Kg	20	☼	8270C/DoD	Total/NA
Anthracene	3600	D	140	68	ug/Kg	20	☼	8270C/DoD	Total/NA
Benzo[a]anthracene	9700	D	140	68	ug/Kg	20	☼	8270C/DoD	Total/NA
Benzo[a]pyrene	7700	D	140	68	ug/Kg	20	☼	8270C/DoD	Total/NA
Benzo[b]fluoranthene	11000	D M	140	68	ug/Kg	20	☼	8270C/DoD	Total/NA
Benzo[g,h,i]perylene	4300	D	140	68	ug/Kg	20	☼	8270C/DoD	Total/NA
Benzo[k]fluoranthene	5400	D M	140	68	ug/Kg	20	☼	8270C/DoD	Total/NA
Chrysene	10000	D	140	23	ug/Kg	20	☼	8270C/DoD	Total/NA
Dibenz(a,h)anthracene	1400	D	140	68	ug/Kg	20	☼	8270C/DoD	Total/NA
Fluoranthene	18000	D	140	68	ug/Kg	20	☼	8270C/DoD	Total/NA
Fluorene	880	D	140	68	ug/Kg	20	☼	8270C/DoD	Total/NA
Indeno[1,2,3-cd]pyrene	4000	D	140	68	ug/Kg	20	☼	8270C/DoD	Total/NA
Naphthalene	230	D	140	68	ug/Kg	20	☼	8270C/DoD	Total/NA
Pyrene	15000	D	140	68	ug/Kg	20	☼	8270C/DoD	Total/NA
Phenanthrene	7900	D	140	68	ug/Kg	20	☼	8270C/DoD	Total/NA

Client Sample ID: L12SS304M0001/0002SO — Lab Sample ID: 240-1585-13

Analyte	Result	Qualifier	LOQ	DL	Unit	Dil Fac	D	Method	Prep Type
Acenaphthene	3800	D J	340	170	ug/Kg	50	☼	8270C/DoD	Total/NA
Acenaphthylene	340	D	340	170	ug/Kg	50	☼	8270C/DoD	Total/NA
Anthracene	10000	D J	340	170	ug/Kg	50	☼	8270C/DoD	Total/NA
Benzo[a]anthracene	19000	D J	340	170	ug/Kg	50	☼	8270C/DoD	Total/NA
Benzo[a]pyrene	15000	D J	340	170	ug/Kg	50	☼	8270C/DoD	Total/NA
Benzo[b]fluoranthene	19000	D M J	340	170	ug/Kg	50	☼	8270C/DoD	Total/NA
Benzo[g,h,i]perylene	8700	D J	340	170	ug/Kg	50	☼	8270C/DoD	Total/NA
Benzo[k]fluoranthene	8500	D M J	340	170	ug/Kg	50	☼	8270C/DoD	Total/NA
Chrysene	16000	D J	340	57	ug/Kg	50	☼	8270C/DoD	Total/NA
Dibenz(a,h)anthracene	2600	D J	340	170	ug/Kg	50	☼	8270C/DoD	Total/NA
Fluoranthene	42000	D J	340	170	ug/Kg	50	☼	8270C/DoD	Total/NA
Fluorene	4100	D J	340	170	ug/Kg	50	☼	8270C/DoD	Total/NA
Indeno[1,2,3-cd]pyrene	8700	D J	340	170	ug/Kg	50	☼	8270C/DoD	Total/NA
Naphthalene	640	D M J	340	170	ug/Kg	50	☼	8270C/DoD	Total/NA
Pyrene	33000	D J	340	170	ug/Kg	50	☼	8270C/DoD	Total/NA
Phenanthrene	30000	D J	340	170	ug/Kg	50	☼	8270C/DoD	Total/NA

Client Sample ID: LL4SS416M0001/0002SO — Lab Sample ID: G1G070472001X

No Detections

Client Sample Results

Client: Prudent Technologies, Inc
Project/Site: RVAAP

TestAmerica Job ID: 240-1585-1

Client Sample ID: LL4SS-412M-0001-SO

Date Collected: 06/26/11 11:20
Date Received: 06/27/11 16:41

Lab Sample ID: 240-1585-1

Matrix: Solid
Percent Solids: 97.9

Method: 8270C/DoD - Semivolatile Organic Compounds (GC/MS)

Analyte	Result	Qualifier	LOQ	DL	Unit	D	Prepared	Analyzed	Dil Fac
Acenaphthene	3.4	U	6.8	3.4	ug/Kg	☼	07/06/11 11:47	07/18/11 22:14	1
Acenaphthylene	**11**		6.8	3.4	ug/Kg	☼	07/06/11 11:47	07/18/11 22:14	1
Anthracene	**12**		6.8	3.4	ug/Kg	☼	07/06/11 11:47	07/18/11 22:14	1
Benzo[a]anthracene	**32**		6.8	3.4	ug/Kg	☼	07/06/11 11:47	07/18/11 22:14	1
Benzo[a]pyrene	**43**		6.8	3.4	ug/Kg	☼	07/06/11 11:47	07/18/11 22:14	1
Benzo[b]fluoranthene	**79**	**M**	6.8	3.4	ug/Kg	☼	07/06/11 11:47	07/18/11 22:14	1
Benzo[g,h,i]perylene	**36**	**M**	6.8	3.4	ug/Kg	☼	07/06/11 11:47	07/18/11 22:14	1
Benzo[k]fluoranthene	**46**	**M**	6.8	3.4	ug/Kg	☼	07/06/11 11:47	07/18/11 22:14	1
Chrysene	**59**		6.8	1.1	ug/Kg	☼	07/06/11 11:47	07/18/11 22:14	1
Dibenz(a,h)anthracene	3.4	U	6.8	3.4	ug/Kg	☼	07/06/11 11:47	07/18/11 22:14	1
Fluoranthene	**59**		6.8	3.4	ug/Kg	☼	07/06/11 11:47	07/18/11 22:14	1
Fluorene	3.4	U	6.8	3.4	ug/Kg	☼	07/06/11 11:47	07/18/11 22:14	1
Indeno[1,2,3-cd]pyrene	**31**	**M**	6.8	3.4	ug/Kg	☼	07/06/11 11:47	07/18/11 22:14	1
Naphthalene	**10**		6.8	3.4	ug/Kg	☼	07/06/11 11:47	07/18/11 22:14	1
Pyrene	**57**		6.8	3.4	ug/Kg	☼	07/06/11 11:47	07/18/11 22:14	1
Phenanthrene	**30**		6.8	3.4	ug/Kg	☼	07/06/11 11:47	07/18/11 22:14	1

Surrogate	*% Recovery*	*Qualifier*	*Limits*	*Prepared*	*Analyzed*	*Dil Fac*
2-Fluorobiphenyl (Surr)	*51*		*45 - 105*	*07/06/11 11:47*	*07/18/11 22:14*	*1*
2-Fluorophenol (Surr)	*61*		*35 - 105*	*07/06/11 11:47*	*07/18/11 22:14*	*1*
Nitrobenzene-d5 (Surr)	*49*		*35 - 100*	*07/06/11 11:47*	*07/18/11 22:14*	*1*
Terphenyl-d14 (Surr)	*62*		*30 - 125*	*07/06/11 11:47*	*07/18/11 22:14*	*1*
2,4,6-Tribromophenol (Surr)	*39*		*35 - 125*	*07/06/11 11:47*	*07/18/11 22:14*	*1*
Phenol-d5 (Surr)	*67*		*40 - 100*	*07/06/11 11:47*	*07/18/11 22:14*	*1*

Client Sample ID: LL4SS414M0001/0002SO

Date Collected: 06/26/11 12:00
Date Received: 06/27/11 16:41

Lab Sample ID: 240-1585-2

Matrix: Solid
Percent Solids: 97.5

Method: 8270C/DoD - Semivolatile Organic Compounds (GC/MS)

Analyte	Result	Qualifier	LOQ	DL	Unit	D	Prepared	Analyzed	Dil Fac
Acenaphthene	3.4	U	6.8	3.4	ug/Kg	☼	07/06/11 11:47	07/23/11 21:44	1
Acenaphthylene	**7.9**		6.8	3.4	ug/Kg	☼	07/06/11 11:47	07/23/11 21:44	1
Anthracene	**31**		6.8	3.4	ug/Kg	☼	07/06/11 11:47	07/23/11 21:44	1
Benzo[a]anthracene	**57**		6.8	3.4	ug/Kg	☼	07/06/11 11:47	07/23/11 21:44	1
Benzo[a]pyrene	**60**		6.8	3.4	ug/Kg	☼	07/06/11 11:47	07/23/11 21:44	1
Benzo[b]fluoranthene	**140**	**M**	6.8	3.4	ug/Kg	☼	07/06/11 11:47	07/23/11 21:44	1
Benzo[g,h,i]perylene	**49**		6.8	3.4	ug/Kg	☼	07/06/11 11:47	07/23/11 21:44	1
Benzo[k]fluoranthene	**56**	**M**	6.8	3.4	ug/Kg	☼	07/06/11 11:47	07/23/11 21:44	1
Chrysene	**130**		6.8	1.1	ug/Kg	☼	07/06/11 11:47	07/23/11 21:44	1
Dibenz(a,h)anthracene	**13**		6.8	3.4	ug/Kg	☼	07/06/11 11:47	07/23/11 21:44	1
Fluoranthene	**77**		6.8	3.4	ug/Kg	☼	07/06/11 11:47	07/23/11 21:44	1
Fluorene	3.4	U	6.8	3.4	ug/Kg	☼	07/06/11 11:47	07/23/11 21:44	1
Indeno[1,2,3-cd]pyrene	**46**		6.8	3.4	ug/Kg	☼	07/06/11 11:47	07/23/11 21:44	1
Naphthalene	3.4	U	6.8	3.4	ug/Kg	☼	07/06/11 11:47	07/23/11 21:44	1
Pyrene	**140**		6.8	3.4	ug/Kg	☼	07/06/11 11:47	07/23/11 21:44	1
Phenanthrene	**27**		6.8	3.4	ug/Kg	☼	07/06/11 11:47	07/23/11 21:44	1

Surrogate	*% Recovery*	*Qualifier*	*Limits*	*Prepared*	*Analyzed*	*Dil Fac*
2-Fluorobiphenyl (Surr)	*59*		*45 - 105*	*07/06/11 11:47*	*07/23/11 21:44*	*1*

Client Sample ID: LL4SS414M0001/0002SO

Lab Sample ID: 240-1585-2

Date Collected: 06/26/11 12:00
Date Received: 06/27/11 16:41

Matrix: Solid
Percent Solids: 97.5

Method: 8270C/DoD - Semivolatile Organic Compounds (GC/MS) (Continued)

Surrogate	% Recovery	Qualifier	Limits	Prepared	Analyzed	Dil Fac
2-Fluorophenol (Surr)	66		35 - 105	07/06/11 11:47	07/23/11 21:44	1
Nitrobenzene-d5 (Surr)	53		35 - 100	07/06/11 11:47	07/23/11 21:44	1
Terphenyl-d14 (Surr)	77		30 - 125	07/06/11 11:47	07/23/11 21:44	1
2,4,6-Tribromophenol (Surr)	66		35 - 125	07/06/11 11:47	07/23/11 21:44	1
Phenol-d5 (Surr)	71		40 - 100	07/06/11 11:47	07/23/11 21:44	1

Client Sample ID: LL4SS-419M-0001-SO

Lab Sample ID: 240-1585-3

Date Collected: 06/26/11 09:15
Date Received: 06/27/11 16:41

Matrix: Solid
Percent Solids: 98.1

Method: 8270C/DoD - Semivolatile Organic Compounds (GC/MS)

Analyte	Result	Qualifier	LOQ	DL	Unit	D	Prepared	Analyzed	Dil Fac
Acenaphthene	6.9		6.8	3.4	ug/Kg	☼	07/06/11 11:47	07/18/11 22:33	1
Acenaphthylene	3.4	U	6.8	3.4	ug/Kg	☼	07/06/11 11:47	07/18/11 22:33	1
Anthracene	9.5		6.8	3.4	ug/Kg	☼	07/06/11 11:47	07/18/11 22:33	1
Benzo[a]anthracene	34		6.8	3.4	ug/Kg	☼	07/06/11 11:47	07/18/11 22:33	1
Benzo[a]pyrene	30		6.8	3.4	ug/Kg	☼	07/06/11 11:47	07/18/11 22:33	1
Benzo[b]fluoranthene	53	M	6.8	3.4	ug/Kg	☼	07/06/11 11:47	07/18/11 22:33	1
Benzo[g,h,i]perylene	23	M	6.8	3.4	ug/Kg	☼	07/06/11 11:47	07/18/11 22:33	1
Benzo[k]fluoranthene	22	M	6.8	3.4	ug/Kg	☼	07/06/11 11:47	07/18/11 22:33	1
Chrysene	36		6.8	1.1	ug/Kg	☼	07/06/11 11:47	07/18/11 22:33	1
Dibenz(a,h)anthracene	3.4	U	6.8	3.4	ug/Kg	☼	07/06/11 11:47	07/18/11 22:33	1
Fluoranthene	70		6.8	3.4	ug/Kg	☼	07/06/11 11:47	07/18/11 22:33	1
Fluorene	8.3		6.8	3.4	ug/Kg	☼	07/06/11 11:47	07/18/11 22:33	1
Indeno[1,2,3-cd]pyrene	22		6.8	3.4	ug/Kg	☼	07/06/11 11:47	07/18/11 22:33	1
Naphthalene	15		6.8	3.4	ug/Kg	☼	07/06/11 11:47	07/18/11 22:33	1
Pyrene	57		6.8	3.4	ug/Kg	☼	07/06/11 11:47	07/18/11 22:33	1
Phenanthrene	52		6.8	3.4	ug/Kg	☼	07/06/11 11:47	07/18/11 22:33	1

Surrogate	% Recovery	Qualifier	Limits	Prepared	Analyzed	Dil Fac
2-Fluorobiphenyl (Surr)	51		45 - 105	07/06/11 11:47	07/18/11 22:33	1
2-Fluorophenol (Surr)	61		35 - 105	07/06/11 11:47	07/18/11 22:33	1
Nitrobenzene-d5 (Surr)	44		35 - 100	07/06/11 11:47	07/18/11 22:33	1
Terphenyl-d14 (Surr)	68		30 - 125	07/06/11 11:47	07/18/11 22:33	1
2,4,6-Tribromophenol (Surr)	58		35 - 125	07/06/11 11:47	07/18/11 22:33	1
Phenol-d5 (Surr)	73		40 - 100	07/06/11 11:47	07/18/11 22:33	1

Client Sample ID: LL4SS-420M-0001-SO

Lab Sample ID: 240-1585-4

Date Collected: 06/26/11 10:30
Date Received: 06/27/11 16:41

Matrix: Solid
Percent Solids: 98.0

Method: 8270C/DoD - Semivolatile Organic Compounds (GC/MS)

Analyte	Result	Qualifier	LOQ	DL	Unit	D	Prepared	Analyzed	Dil Fac
Acenaphthene	82		6.8	3.4	ug/Kg	☼	07/06/11 11:47	07/18/11 22:52	1
Acenaphthylene	22		6.8	3.4	ug/Kg	☼	07/06/11 11:47	07/18/11 22:52	1
Anthracene	160		6.8	3.4	ug/Kg	☼	07/06/11 11:47	07/18/11 22:52	1
Benzo[a]anthracene	480		6.8	3.4	ug/Kg	☼	07/06/11 11:47	07/18/11 22:52	1
Benzo[a]pyrene	380		6.8	3.4	ug/Kg	☼	07/06/11 11:47	07/18/11 22:52	1

Client Sample ID: LL4SS-420M-0001-SO

Date Collected: 06/26/11 10:30
Date Received: 06/27/11 16:41

Lab Sample ID: 240-1585-4
Matrix: Solid
Percent Solids: 98.0

Method: 8270C/DoD - Semivolatile Organic Compounds (GC/MS) (Continued)

Analyte	Result	Qualifier	LOQ	DL	Unit	D	Prepared	Analyzed	Dil Fac
Benzo[b]fluoranthene	510	M	6.8	3.4	ug/Kg	☼	07/06/11 11:47	07/18/11 22:52	1
Benzo[g,h,i]perylene	220		6.8	3.4	ug/Kg	☼	07/06/11 11:47	07/18/11 22:52	1
Benzo[k]fluoranthene	260	M	6.8	3.4	ug/Kg	☼	07/06/11 11:47	07/18/11 22:52	1
Chrysene	430		6.8	1.1	ug/Kg	☼	07/06/11 11:47	07/18/11 22:52	1
Dibenz(a,h)anthracene	65	M	6.8	3.4	ug/Kg	☼	07/06/11 11:47	07/18/11 22:52	1
Fluoranthene	1100		6.8	3.4	ug/Kg	☼	07/06/11 11:47	07/18/11 22:52	1
Fluorene	75		6.8	3.4	ug/Kg	☼	07/06/11 11:47	07/18/11 22:52	1
Indeno[1,2,3-cd]pyrene	200		6.8	3.4	ug/Kg	☼	07/06/11 11:47	07/18/11 22:52	1
Naphthalene	20		6.8	3.4	ug/Kg	☼	07/06/11 11:47	07/18/11 22:52	1
Pyrene	860		6.8	3.4	ug/Kg	☼	07/06/11 11:47	07/18/11 22:52	1
Phenanthrene	750		6.8	3.4	ug/Kg	☼	07/06/11 11:47	07/18/11 22:52	1

Surrogate	*% Recovery*	*Qualifier*	*Limits*	*Prepared*	*Analyzed*	*Dil Fac*
2-Fluorobiphenyl (Surr)	*49*		*45 - 105*	*07/06/11 11:47*	*07/18/11 22:52*	*1*
2-Fluorophenol (Surr)	*58*		*35 - 105*	*07/06/11 11:47*	*07/18/11 22:52*	*1*
Nitrobenzene-d5 (Surr)	*44*		*35 - 100*	*07/06/11 11:47*	*07/18/11 22:52*	*1*
Terphenyl-d14 (Surr)	*63*		*30 - 125*	*07/06/11 11:47*	*07/18/11 22:52*	*1*
2,4,6-Tribromophenol (Surr)	*54*		*35 - 125*	*07/06/11 11:47*	*07/18/11 22:52*	*1*
Phenol-d5 (Surr)	*69*		*40 - 100*	*07/06/11 11:47*	*07/18/11 22:52*	*1*

Client Sample ID: LL4SB-421M-0001-SO

Date Collected: 06/26/11 10:30
Date Received: 06/27/11 16:41

Lab Sample ID: 240-1585-5
Matrix: Solid
Percent Solids: 98.3

Method: 8270C/DoD - Semivolatile Organic Compounds (GC/MS)

Analyte	Result	Qualifier	LOQ	DL	Unit	D	Prepared	Analyzed	Dil Fac
Acenaphthene	3.4	U	6.8	3.4	ug/Kg	☼	07/06/11 11:47	07/18/11 20:37	1
Acenaphthylene	3.4	U	6.8	3.4	ug/Kg	☼	07/06/11 11:47	07/18/11 20:37	1
Anthracene	3.4	U	6.8	3.4	ug/Kg	☼	07/06/11 11:47	07/18/11 20:37	1
Benzo[a]anthracene	15		6.8	3.4	ug/Kg	☼	07/06/11 11:47	07/18/11 20:37	1
Benzo[a]pyrene	13		6.8	3.4	ug/Kg	☼	07/06/11 11:47	07/18/11 20:37	1
Benzo[b]fluoranthene	19	M	6.8	3.4	ug/Kg	☼	07/06/11 11:47	07/18/11 20:37	1
Benzo[g,h,i]perylene	8.9		6.8	3.4	ug/Kg	☼	07/06/11 11:47	07/18/11 20:37	1
Benzo[k]fluoranthene	9.2	M	6.8	3.4	ug/Kg	☼	07/06/11 11:47	07/18/11 20:37	1
Chrysene	17		6.8	1.1	ug/Kg	☼	07/06/11 11:47	07/18/11 20:37	1
Dibenz(a,h)anthracene	3.4	U	6.8	3.4	ug/Kg	☼	07/06/11 11:47	07/18/11 20:37	1
Fluoranthene	33		6.8	3.4	ug/Kg	☼	07/06/11 11:47	07/18/11 20:37	1
Fluorene	3.4	U	6.8	3.4	ug/Kg	☼	07/06/11 11:47	07/18/11 20:37	1
Indeno[1,2,3-cd]pyrene	7.9		6.8	3.4	ug/Kg	☼	07/06/11 11:47	07/18/11 20:37	1
Naphthalene	3.4	U	6.8	3.4	ug/Kg	☼	07/06/11 11:47	07/18/11 20:37	1
Pyrene	27		6.8	3.4	ug/Kg	☼	07/06/11 11:47	07/18/11 20:37	1
Phenanthrene	27		6.8	3.4	ug/Kg	☼	07/06/11 11:47	07/18/11 20:37	1

Surrogate	*% Recovery*	*Qualifier*	*Limits*	*Prepared*	*Analyzed*	*Dil Fac*
2-Fluorobiphenyl (Surr)	*53*		*45 - 105*	*07/06/11 11:47*	*07/18/11 20:37*	*1*
2-Fluorophenol (Surr)	*62*		*35 - 105*	*07/06/11 11:47*	*07/18/11 20:37*	*1*
Nitrobenzene-d5 (Surr)	*52*		*35 - 100*	*07/06/11 11:47*	*07/18/11 20:37*	*1*
Terphenyl-d14 (Surr)	*63*		*30 - 125*	*07/06/11 11:47*	*07/18/11 20:37*	*1*
2,4,6-Tribromophenol (Surr)	*51*		*35 - 125*	*07/06/11 11:47*	*07/18/11 20:37*	*1*
Phenol-d5 (Surr)	*65*		*40 - 100*	*07/06/11 11:47*	*07/18/11 20:37*	*1*

Client Sample Results

Client: Prudent Technologies, Inc
Project/Site: RVAAP

TestAmerica Job ID: 240-1585-1

Client Sample ID: LL4SS416M0001/0002SO

Date Collected: 06/26/11 14:00
Date Received: 06/27/11 16:41

Lab Sample ID: 240-1585-6

Matrix: Solid
Percent Solids: 98.0

Method: 8270C/DoD - Semivolatile Organic Compounds (GC/MS)

Analyte	Result	Qualifier	LOQ	DL	Unit	D	Prepared	Analyzed	Dil Fac
Acenaphthene	3.4	U	6.8	3.4	ug/Kg	☼	07/06/11 11:47	07/18/11 20:56	1
Acenaphthylene	**24**		6.8	3.4	ug/Kg	☼	07/06/11 11:47	07/18/11 20:56	1
Anthracene	**46**	**J**	6.8	3.4	ug/Kg	☼	07/06/11 11:47	07/18/11 20:56	1
Benzo[a]anthracene	**110**		6.8	3.4	ug/Kg	☼	07/06/11 11:47	07/18/11 20:56	1
Benzoic acid	340	U J	670	340	ug/Kg	☼	07/06/11 11:47	07/18/11 20:56	1
Benzo[b]fluoranthene	**270**	**M**	6.8	3.4	ug/Kg	☼	07/06/11 11:47	07/18/11 20:56	1
Benzo[k]fluoranthene	**120**	**M**	6.8	3.4	ug/Kg	☼	07/06/11 11:47	07/18/11 20:56	1
Benzyl alcohol	28	U	340	21	ug/Kg	☼	07/06/11 11:47	07/18/11 20:56	1
Bis(2-chloroethoxy)methane	28	U	100	22	ug/Kg	☼	07/06/11 11:47	07/18/11 20:56	1
Bis(2-chloroethyl)ether	3.4	U	100	2.0	ug/Kg	☼	07/06/11 11:47	07/18/11 20:56	1
4-Bromophenyl phenyl ether	28	U	51	13	ug/Kg	☼	07/06/11 11:47	07/18/11 20:56	1
Butyl benzyl phthalate	28	U	51	10	ug/Kg	☼	07/06/11 11:47	07/18/11 20:56	1
2,4-Dimethylphenol	82	U	150	20	ug/Kg	☼	07/06/11 11:47	07/18/11 20:56	1
Dimethyl phthalate	28	U	51	17	ug/Kg	☼	07/06/11 11:47	07/18/11 20:56	1
4,6-Dinitro-2-methylphenol	82	U J	150	82	ug/Kg	☼	07/06/11 11:47	07/18/11 20:56	1
2,4-Dinitrophenol	82	U J	340	82	ug/Kg	☼	07/06/11 11:47	07/18/11 20:56	1
2,4-Dinitrotoluene	28	U	200	28	ug/Kg	☼	07/06/11 11:47	07/18/11 20:56	1
2,6-Dinitrotoluene	28	U	200	21	ug/Kg	☼	07/06/11 11:47	07/18/11 20:56	1
Fluoranthene	**250**	**J**	6.8	3.4	ug/Kg	☼	07/06/11 11:47	07/18/11 20:56	1
Fluorene	**9.7**		6.8	3.4	ug/Kg	☼	07/06/11 11:47	07/18/11 20:56	1
Hexachlorobenzene	3.4	U	6.8	2.1	ug/Kg	☼	07/06/11 11:47	07/18/11 20:56	1
Hexachlorobutadiene	28	U	51	28	ug/Kg	☼	07/06/11 11:47	07/18/11 20:56	1
Hexachlorocyclopentadiene	28	U	340	28	ug/Kg	☼	07/06/11 11:47	07/18/11 20:56	1
Hexachloroethane	28	U	51	9.2	ug/Kg	☼	07/06/11 11:47	07/18/11 20:56	1
N-Nitrosodiphenylamine	28	U	51	21	ug/Kg	☼	07/06/11 11:47	07/18/11 20:56	1
N-Nitrosodi-n-propylamine	28	U	51	28	ug/Kg	☼	07/06/11 11:47	07/18/11 20:56	1
1,4-Dichlorobenzene	28	U	51	20	ug/Kg	☼	07/06/11 11:47	07/18/11 20:56	1
2-Chloronaphthalene	3.4	U	51	3.4	ug/Kg	☼	07/06/11 11:47	07/18/11 20:56	1
2-Chlorophenol	28	U	51	28	ug/Kg	☼	07/06/11 11:47	07/18/11 20:56	1
4-Chlorophenyl phenyl ether	28	U	51	13	ug/Kg	☼	07/06/11 11:47	07/18/11 20:56	1
Chrysene	**210**	**J**	6.8	1.1	ug/Kg	☼	07/06/11 11:47	07/18/11 20:56	1
Dibenz(a,h)anthracene	**28**		6.8	3.4	ug/Kg	☼	07/06/11 11:47	07/18/11 20:56	1
Dibenzofuran	**18**	**J**	51	3.4	ug/Kg	☼	07/06/11 11:47	07/18/11 20:56	1
Benzo[g,h,i]perylene	**140**		6.8	3.4	ug/Kg	☼	07/06/11 11:47	07/18/11 20:56	1
Benzo[a]pyrene	**130**	**J**	6.8	3.4	ug/Kg	☼	07/06/11 11:47	07/18/11 20:56	1
Di-n-butyl phthalate	**18**	**J**	51	15	ug/Kg	☼	07/06/11 11:47	07/18/11 20:56	1
1,2-Dichlorobenzene	28	U J	51	9.9	ug/Kg	☼	07/06/11 11:47	07/18/11 20:56	1
1,3-Dichlorobenzene	28	U J	51	11	ug/Kg	☼	07/06/11 11:47	07/18/11 20:56	1
3,3'-Dichlorobenzidine	82	U J	100	18	ug/Kg	☼	07/06/11 11:47	07/18/11 20:56	1
2,4-Dichlorophenol	28	U	150	20	ug/Kg	☼	07/06/11 11:47	07/18/11 20:56	1
Diethyl phthalate	28	U	51	16	ug/Kg	☼	07/06/11 11:47	07/18/11 20:56	1
Indeno[1,2,3-cd]pyrene	**100**		6.8	3.4	ug/Kg	☼	07/06/11 11:47	07/18/11 20:56	1
Isophorone	28	U	51	13	ug/Kg	☼	07/06/11 11:47	07/18/11 20:56	1
2-Methylnaphthalene	**45**		6.8	3.4	ug/Kg	☼	07/06/11 11:47	07/18/11 20:56	1
2-Methylphenol	82	U	200	82	ug/Kg	☼	07/06/11 11:47	07/18/11 20:56	1
Naphthalene	**31**		6.8	3.4	ug/Kg	☼	07/06/11 11:47	07/18/11 20:56	1
2-Nitroaniline	28	U	200	9.3	ug/Kg	☼	07/06/11 11:47	07/18/11 20:56	1
3-Nitroaniline	82	U J	200	16	ug/Kg	☼	07/06/11 11:47	07/18/11 20:56	1
4-Nitroaniline	28	U J	200	27	ug/Kg	☼	07/06/11 11:47	07/18/11 20:56	1
Nitrobenzene	3.4	U	100	2.2	ug/Kg	☼	07/06/11 11:47	07/18/11 20:56	1

Client Sample ID: LL4SS416M0001/0002SO
Date Collected: 06/26/11 14:00
Date Received: 06/27/11 16:41

Lab Sample ID: 240-1585-6
Matrix: Solid
Percent Solids: 98.0

Method: 8270C/DoD - Semivolatile Organic Compounds (GC/MS) (Continued)

Analyte	Result	Qualifier	LOQ	DL	Unit	D	Prepared	Analyzed	Dil Fac
2-Nitrophenol	28	U	51	28	ug/Kg	☼	07/06/11 11:47	07/18/11 20:56	1
4-Nitrophenol	82	U	340	82	ug/Kg	☼	07/06/11 11:47	07/18/11 20:56	1
Pyrene	**230**		6.8	3.4	ug/Kg	☼	07/06/11 11:47	07/18/11 20:56	1
Pentachlorophenol	82	U J	150	82	ug/Kg	☼	07/06/11 11:47	07/18/11 20:56	1
Phenanthrene	**110**		6.8	3.4	ug/Kg	☼	07/06/11 11:47	07/18/11 20:56	1
1,2,4-Trichlorobenzene	28	U	51	28	ug/Kg	☼	07/06/11 11:47	07/18/11 20:56	1
2,4,5-Trichlorophenol	28	U	150	26	ug/Kg	☼	07/06/11 11:47	07/18/11 20:56	1
2,4,6-Trichlorophenol	82	U	150	82	ug/Kg	☼	07/06/11 11:47	07/18/11 20:56	1
Phenol	28	U	51	28	ug/Kg	☼	07/06/11 11:47	07/18/11 20:56	1
Carbazole	28	U	51	28	ug/Kg	☼	07/06/11 11:47	07/18/11 20:56	1
4-Chloroaniline	28	U J	150	17	ug/Kg	☼	07/06/11 11:47	07/18/11 20:56	1
3 & 4 Methylphenol	82	U	410	20	ug/Kg	☼	07/06/11 11:47	07/18/11 20:56	1
Bis(2-ethylhexyl) phthalate	**130**		51	19	ug/Kg	☼	07/06/11 11:47	07/18/11 20:56	1
Di-n-octyl phthalate	28	U	51	28	ug/Kg	☼	07/06/11 11:47	07/18/11 20:56	1
4-Chloro-3-methylphenol	28	U	150	21	ug/Kg	☼	07/06/11 11:47	07/18/11 20:56	1
bis (2-Chloroisopropyl) ether	28	U	100	9.7	ug/Kg	☼	07/06/11 11:47	07/18/11 20:56	1

Surrogate	*% Recovery*	*Qualifier*	*Limits*	*Prepared*	*Analyzed*	*Dil Fac*
2-Fluorobiphenyl (Surr)	*53*		*45 - 105*	*07/06/11 11:47*	*07/18/11 20:56*	*1*
2-Fluorophenol (Surr)	*49*		*35 - 105*	*07/06/11 11:47*	*07/18/11 20:56*	*1*
Nitrobenzene-d5 (Surr)	*38*		*35 - 100*	*07/06/11 11:47*	*07/18/11 20:56*	*1*
Terphenyl-d14 (Surr)	*67*		*30 - 125*	*07/06/11 11:47*	*07/18/11 20:56*	*1*
2,4,6-Tribromophenol (Surr)	*51*		*35 - 125*	*07/06/11 11:47*	*07/18/11 20:56*	*1*
Phenol-d5 (Surr)	*62*		*40 - 100*	*07/06/11 11:47*	*07/18/11 20:56*	*1*

Method: 8081/DOD - Organochlorine Pesticides (GC)

Analyte	Result	Qualifier	LOQ	DL	Unit	D	Prepared	Analyzed	Dil Fac
4,4'-DDD	14	U J	41	13	ug/Kg	☼	07/06/11 12:38	07/29/11 16:37	20
4,4'-DDE	14	U J	35	8.0	ug/Kg	☼	07/06/11 12:38	07/29/11 16:37	20
4,4'-DDT	14	U J	41	13	ug/Kg	☼	07/06/11 12:38	07/29/11 16:37	20
Aldrin	27	U	82	24	ug/Kg	☼	07/06/11 12:38	07/29/11 16:37	20
alpha-BHC	27	U J	51	15	ug/Kg	☼	07/06/11 12:38	07/29/11 16:37	20
alpha-Chlordane	27	U	61	19	ug/Kg	☼	07/06/11 12:38	07/29/11 16:37	20
beta-BHC	27	U	71	22	ug/Kg	☼	07/06/11 12:38	07/29/11 16:37	20
delta-BHC	27	U Q	82	24	ug/Kg	☼	07/06/11 12:38	07/29/11 16:37	20
Dieldrin	14	U	35	9.6	ug/Kg	☼	07/06/11 12:38	07/29/11 16:37	20
Endosulfan I	14	U J	35	11	ug/Kg	☼	07/06/11 12:38	07/29/11 16:37	20
Endosulfan II	27	U	51	17	ug/Kg	☼	07/06/11 12:38	07/29/11 16:37	20
Endosulfan sulfate	27	U	61	18	ug/Kg	☼	07/06/11 12:38	07/29/11 16:37	20
Endrin	14	U	35	10	ug/Kg	☼	07/06/11 12:38	07/29/11 16:37	20
Endrin aldehyde	27	U	61	20	ug/Kg	☼	07/06/11 12:38	07/29/11 16:37	20
Endrin ketone	14	U J	41	13	ug/Kg	☼	07/06/11 12:38	07/29/11 16:37	20
gamma-BHC (Lindane)	27	U Q	51	15	ug/Kg	☼	07/06/11 12:38	07/29/11 16:37	20
gamma-Chlordane	14	U Q	35	8.6	ug/Kg	☼	07/06/11 12:38	07/29/11 16:37	20
Heptachlor	27	U	71	22	ug/Kg	☼	07/06/11 12:38	07/29/11 16:37	20
Heptachlor epoxide	27	U	51	16	ug/Kg	☼	07/06/11 12:38	07/29/11 16:37	20
Methoxychlor	67	U	100	31	ug/Kg	☼	07/06/11 12:38	07/29/11 16:37	20
Toxaphene	410	U	1400	390	ug/Kg	☼	07/06/11 12:38	07/29/11 16:37	20

Surrogate	*% Recovery*	*Qualifier*	*Limits*	*Prepared*	*Analyzed*	*Dil Fac*
DCB Decachlorobiphenyl	*127*		*55 - 130*	*07/06/11 12:38*	*07/29/11 16:37*	*20*

Client Sample ID: LL4SS416M0001/0002SO

Date Collected: 06/26/11 14:00
Date Received: 06/27/11 16:41

Lab Sample ID: 240-1585-6

Matrix: Solid
Percent Solids: 98.0

Method: 8081/DOD - Organochlorine Pesticides (GC) (Continued)

Surrogate	% Recovery	Qualifier	Limits	Prepared	Analyzed	Dil Fac
DCB Decachlorobiphenyl	203	Q	55 - 130	07/06/11 12:38	07/29/11 16:37	20
Tetrachloro-m-xylene	1220	Q	70 - 125	07/06/11 12:38	07/29/11 16:37	20
Tetrachloro-m-xylene	116		70 - 125	07/06/11 12:38	07/29/11 16:37	20

Method: 8082/DOD - Polychlorinated Biphenyls (PCBs) by Gas Chromatography

Analyte	Result	Qualifier	LOQ	DL	Unit	D	Prepared	Analyzed	Dil Fac
Aroclor 1016	25	U	66	21	ug/Kg	☼	07/06/11 12:08	07/16/11 16:00	1
Aroclor 1221	25	U	51	16	ug/Kg	☼	07/06/11 12:08	07/16/11 16:00	1
Aroclor 1232	25	U	46	14	ug/Kg	☼	07/06/11 12:08	07/16/11 16:00	1
Aroclor 1242	25	U	41	13	ug/Kg	☼	07/06/11 12:08	07/16/11 16:00	1
Aroclor 1248	25	U	56	17	ug/Kg	☼	07/06/11 12:08	07/16/11 16:00	1
Aroclor 1254	25	U	56	17	ug/Kg	☼	07/06/11 12:08	07/16/11 16:00	1
Aroclor 1260	25	U	56	17	ug/Kg	☼	07/06/11 12:08	07/16/11 16:00	1

Surrogate	% Recovery	Qualifier	Limits	Prepared	Analyzed	Dil Fac
Tetrachloro-m-xylene	61		40 - 140	07/06/11 12:08	07/16/11 16:00	1
Tetrachloro-m-xylene	72		40 - 140	07/06/11 12:08	07/16/11 16:00	1
DCB Decachlorobiphenyl	78		60 - 125	07/06/11 12:08	07/16/11 16:00	1
DCB Decachlorobiphenyl	117		60 - 125	07/06/11 12:08	07/16/11 16:00	1

Method: 8082/DOD - Polychlorinated Biphenyls (PCBs) by Gas Chromatography - RE

Analyte	Result	Qualifier	LOQ	DL	Unit	D	Prepared	Analyzed	Dil Fac
Aroclor 1016	25	U H	66	21	ug/Kg	☼	07/20/11 12:40	07/22/11 16:54	1
Aroclor 1221	25	U H	51	16	ug/Kg	☼	07/20/11 12:40	07/22/11 16:54	1
Aroclor 1232	25	U H	46	14	ug/Kg	☼	07/20/11 12:40	07/22/11 16:54	1
Aroclor 1242	25	U H	41	13	ug/Kg	☼	07/20/11 12:40	07/22/11 16:54	1
Aroclor 1248	25	U H	56	17	ug/Kg	☼	07/20/11 12:40	07/22/11 16:54	1
Aroclor 1254	25	U H	56	17	ug/Kg	☼	07/20/11 12:40	07/22/11 16:54	1
Aroclor 1260	25	U H J	56	17	ug/Kg	☼	07/20/11 12:40	07/22/11 16:54	1

Surrogate	% Recovery	Qualifier	Limits	Prepared	Analyzed	Dil Fac
Tetrachloro-m-xylene	70		40 - 140	07/20/11 12:40	07/22/11 16:54	1
Tetrachloro-m-xylene	70		40 - 140	07/20/11 12:40	07/22/11 16:54	1
DCB Decachlorobiphenyl	80		60 - 125	07/20/11 12:40	07/22/11 16:54	1
DCB Decachlorobiphenyl	115		60 - 125	07/20/11 12:40	07/22/11 16:54	1

Method: 8330 (Modified) - Organic Compounds by UV/HPLC

Analyte	Result	Qualifier	LOQ	MDL	Unit	D	Prepared	Analyzed	Dil Fac
Nitroguanidine	0.040 U		0.25	0.020	mg/kg		07/08/11 09:30	07/27/11 20:59	1

Method: 8330/8330A - Nitroaromatics & Nitramines: Explosives (8330/A)

Analyte	Result	Qualifier	LOQ	MDL	Unit	D	Prepared	Analyzed	Dil Fac
1,3,5-Trinitrobenzene	0.098 U		0.24	0.020	mg/kg		07/08/11 09:30	07/20/11 13:56	0.98
1,3-Dinitrobenzene	0.098 U		0.24	0.049	mg/kg		07/08/11 09:30	07/20/11 13:56	0.98
2,4,6-Trinitrotoluene	0.098 U		0.24	0.020	mg/kg		07/08/11 09:30	07/20/11 13:56	0.98
2,4-Dinitrotoluene	0.098 U		0.24	0.020	mg/kg		07/08/11 09:30	07/20/11 13:56	0.98
2,6-Dinitrotoluene	0.098 U		0.24	0.029	mg/kg		07/08/11 09:30	07/20/11 13:56	0.98
2-Amino-4,6-dinitrotoluene	0.098 U		0.24	0.098	mg/kg		07/08/11 09:30	07/20/11 13:56	0.98
2-Nitrotoluene	0.098 U		0.24	0.078	mg/kg		07/08/11 09:30	07/20/11 13:56	0.98
3-Nitrotoluene	0.098 U		0.24	0.069	mg/kg		07/08/11 09:30	07/20/11 13:56	0.98
4-Amino-2,6-dinitrotoluene	0.098 U		0.24	0.020	mg/kg		07/08/11 09:30	07/20/11 13:56	0.98

Client Sample ID: LL4SS416M0001/0002SO

Date Collected: 06/26/11 14:00
Date Received: 06/27/11 16:41

Lab Sample ID: 240-1585-6

Matrix: Solid

Method: 8330/8330A - Nitroaromatics & Nitramines: Explosives (8330/A) (Continued)

Analyte	Result	Qualifier	LOQ	MDL	Unit	D	Prepared	Analyzed	Dil Fac
4-Nitrotoluene	0.098 U		0.24	0.078	mg/kg		07/08/11 09:30	07/20/11 13:56	0.98
HMX	0.098 U		0.24	0.029	mg/kg		07/08/11 09:30	07/20/11 13:56	0.98
Nitrobenzene	0.098 U		0.24	0.049	mg/kg		07/08/11 09:30	07/20/11 13:56	0.98
Nitroglycerin	0.24 U		0.49	0.13	mg/kg		07/08/11 09:30	07/20/11 13:56	0.98
PETN	0.24 U		0.49	0.16	mg/kg		07/08/11 09:30	07/20/11 13:56	0.98
RDX	0.098 U		0.24	0.039	mg/kg		07/08/11 09:30	07/20/11 13:56	0.98
Tetryl	0.098 U		0.24	0.049	mg/kg		07/08/11 09:30	07/20/11 13:56	0.98

Surrogate	*% Recovery*	*Qualifier*	*Limits*	*Prepared*	*Analyzed*	*Dil Fac*
3,4-Dinitrotoluene	*88*		*78 - 108*	*07/08/11 09:30*	*07/20/11 13:56*	*0.98*

Method: 6020/DOD - Metals (ICP/MS)

Analyte	Result	Qualifier	LOQ	DL	Unit	D	Prepared	Analyzed	Dil Fac
Aluminum	**5900**	**J**	10	2.5	mg/Kg	☼	09/01/11 09:48	09/08/11 11:39	1
Antimony	**0.090**	**J**	0.20	0.061	mg/Kg	☼	07/15/11 12:40	08/26/11 00:23	1
Arsenic	**8.0**		0.50	0.052	mg/Kg	☼	07/15/11 12:40	08/26/11 00:23	1
Barium	**67**	**J**	0.50	0.13	mg/Kg	☼	07/15/11 12:40	08/26/11 00:23	1
Beryllium	**0.48**	**J D**	0.50	0.017	mg/Kg	☼	07/15/11 12:40	08/29/11 15:39	5
Cadmium	**0.37**	**J D**	0.99	0.015	mg/Kg	☼	07/15/11 12:40	08/29/11 15:39	5
Calcium	**4500**	**J**	200	40	mg/Kg	☼	09/01/11 09:48	09/08/11 11:39	1
Chromium	**19**		0.50	0.16	mg/Kg	☼	07/15/11 12:40	08/26/11 00:23	1
Cobalt	**6.3**	**D**	0.50	0.022	mg/Kg	☼	07/15/11 12:40	08/29/11 15:39	5
Copper	**14**		0.40	0.11	mg/Kg	☼	07/15/11 12:40	08/26/11 00:23	1
Iron	**16000**	**J**	51	11	mg/Kg	☼	09/01/11 09:48	09/08/11 11:39	1
Lead	**22**		0.30	0.070	mg/Kg	☼	07/15/11 12:40	08/26/11 00:23	1
Magnesium	**1900**		100	9.0	mg/Kg	☼	09/01/11 09:48	09/08/11 11:39	1
Manganese	**430**	**D J**	2.5	0.79	mg/Kg	☼	07/15/11 12:40	08/29/11 15:39	5
Nickel	**24**		0.50	0.086	mg/Kg	☼	07/15/11 12:40	08/26/11 00:23	1
Potassium	**710**		100	3.8	mg/Kg	☼	09/01/11 09:48	09/08/11 11:39	1
Selenium	**0.81**		0.50	0.021	mg/Kg	☼	07/15/11 12:40	08/26/11 00:23	1
Silver	0.25	U	0.50	0.079	mg/Kg	☼	07/15/11 12:40	08/29/11 15:39	5
Sodium	**38**	**J**	100	14	mg/Kg	☼	09/01/11 09:48	09/08/11 11:39	1
Thallium	**0.12**	**J**	0.20	0.056	mg/Kg	☼	07/15/11 12:40	08/26/11 00:23	1
Vanadium	**12**		0.50	0.043	mg/Kg	☼	07/15/11 12:40	08/26/11 00:23	1
Zinc	**110**	**D J**	20	5.0	mg/Kg	☼	07/15/11 12:40	08/29/11 15:39	5

Method: 7471/DOD - Mercury (CVAA)

Analyte	Result	Qualifier	LOQ	DL	Unit	D	Prepared	Analyzed	Dil Fac
Mercury	**0.024**	**J**	0.094	0.013	mg/Kg	☼	07/15/11 15:30	07/18/11 17:25	1

General Chemistry

Analyte	Result	Qualifier	LOQ	DL	Unit	D	Prepared	Analyzed	Dil Fac
Hexavalent chromium	**1.0**		0.82	0.28	mg/Kg	☼	07/18/11 14:13	07/20/11 16:08	1

Analyte	Result	Qualifier	LOQ	MDL	Unit	D	Prepared	Analyzed	Dil Fac
Nitrocellulose	**3.2**	**J**	5.9	0.92	mg/kg	☼	07/20/11 05:35	07/21/11 12:35	1

Client Sample Results

Client: Prudent Technologies, Inc
Project/Site: RVAAP

TestAmerica Job ID: 240-1585-1

Client Sample ID: LL4SS-417M-0001-SO

Date Collected: 06/26/11 14:06
Date Received: 06/27/11 16:41

Lab Sample ID: 240-1585-7

Matrix: Solid
Percent Solids: 97.9

Method: 8270C/DoD - Semivolatile Organic Compounds (GC/MS)

Analyte	Result	Qualifier	LOQ	DL	Unit	D	Prepared	Analyzed	Dil Fac
Acenaphthene	**6.6**	**J**	6.8	3.4	ug/Kg	☼	07/06/11 11:47	07/18/11 21:54	1
Acenaphthylene	**20**		6.8	3.4	ug/Kg	☼	07/06/11 11:47	07/18/11 21:54	1
Anthracene	**33**		6.8	3.4	ug/Kg	☼	07/06/11 11:47	07/18/11 21:54	1
Benzo[a]anthracene	**87**		6.8	3.4	ug/Kg	☼	07/06/11 11:47	07/18/11 21:54	1
Benzoic acid	340	U	670	340	ug/Kg	☼	07/06/11 11:47	07/18/11 21:54	1
Benzo[b]fluoranthene	**250**	**M**	6.8	3.4	ug/Kg	☼	07/06/11 11:47	07/18/11 21:54	1
Benzo[k]fluoranthene	**76**	**M**	6.8	3.4	ug/Kg	☼	07/06/11 11:47	07/18/11 21:54	1
Benzyl alcohol	28	U	340	21	ug/Kg	☼	07/06/11 11:47	07/18/11 21:54	1
Bis(2-chloroethoxy)methane	28	U	100	22	ug/Kg	☼	07/06/11 11:47	07/18/11 21:54	1
Bis(2-chloroethyl)ether	3.4	U	100	2.0	ug/Kg	☼	07/06/11 11:47	07/18/11 21:54	1
4-Bromophenyl phenyl ether	28	U	51	13	ug/Kg	☼	07/06/11 11:47	07/18/11 21:54	1
Butyl benzyl phthalate	28	U	51	10	ug/Kg	☼	07/06/11 11:47	07/18/11 21:54	1
2,4-Dimethylphenol	82	U	150	20	ug/Kg	☼	07/06/11 11:47	07/18/11 21:54	1
Dimethyl phthalate	28	U	51	17	ug/Kg	☼	07/06/11 11:47	07/18/11 21:54	1
4,6-Dinitro-2-methylphenol	82	U	150	82	ug/Kg	☼	07/06/11 11:47	07/18/11 21:54	1
2,4-Dinitrophenol	82	U	340	82	ug/Kg	☼	07/06/11 11:47	07/18/11 21:54	1
2,4-Dinitrotoluene	28	U	200	28	ug/Kg	☼	07/06/11 11:47	07/18/11 21:54	1
2,6-Dinitrotoluene	28	U	200	21	ug/Kg	☼	07/06/11 11:47	07/18/11 21:54	1
Fluoranthene	**140**		6.8	3.4	ug/Kg	☼	07/06/11 11:47	07/18/11 21:54	1
Fluorene	**10**		6.8	3.4	ug/Kg	☼	07/06/11 11:47	07/18/11 21:54	1
Hexachlorobenzene	3.4	U	6.8	2.1	ug/Kg	☼	07/06/11 11:47	07/18/11 21:54	1
Hexachlorobutadiene	28	U	51	28	ug/Kg	☼	07/06/11 11:47	07/18/11 21:54	1
Hexachlorocyclopentadiene	28	U	340	28	ug/Kg	☼	07/06/11 11:47	07/18/11 21:54	1
Hexachloroethane	28	U	51	9.2	ug/Kg	☼	07/06/11 11:47	07/18/11 21:54	1
N-Nitrosodiphenylamine	28	U	51	21	ug/Kg	☼	07/06/11 11:47	07/18/11 21:54	1
N-Nitrosodi-n-propylamine	28	U	51	28	ug/Kg	☼	07/06/11 11:47	07/18/11 21:54	1
1,4-Dichlorobenzene	28	U	51	20	ug/Kg	☼	07/06/11 11:47	07/18/11 21:54	1
2-Chloronaphthalene	3.4	U	51	3.4	ug/Kg	☼	07/06/11 11:47	07/18/11 21:54	1
2-Chlorophenol	28	U	51	28	ug/Kg	☼	07/06/11 11:47	07/18/11 21:54	1
4-Chlorophenyl phenyl ether	28	U	51	13	ug/Kg	☼	07/06/11 11:47	07/18/11 21:54	1
Chrysene	**140**		6.8	1.1	ug/Kg	☼	07/06/11 11:47	07/18/11 21:54	1
Dibenz(a,h)anthracene	**27**		6.8	3.4	ug/Kg	☼	07/06/11 11:47	07/18/11 21:54	1
Dibenzofuran	**20**	**J**	51	3.4	ug/Kg	☼	07/06/11 11:47	07/18/11 21:54	1
Benzo[g,h,i]perylene	**120**		6.8	3.4	ug/Kg	☼	07/06/11 11:47	07/18/11 21:54	1
Benzo[a]pyrene	**110**		6.8	3.4	ug/Kg	☼	07/06/11 11:47	07/18/11 21:54	1
Di-n-butyl phthalate	28	U	51	15	ug/Kg	☼	07/06/11 11:47	07/18/11 21:54	1
1,2-Dichlorobenzene	28	U	51	9.9	ug/Kg	☼	07/06/11 11:47	07/18/11 21:54	1
1,3-Dichlorobenzene	28	U	51	11	ug/Kg	☼	07/06/11 11:47	07/18/11 21:54	1
3,3'-Dichlorobenzidine	82	U	100	18	ug/Kg	☼	07/06/11 11:47	07/18/11 21:54	1
2,4-Dichlorophenol	28	U	150	20	ug/Kg	☼	07/06/11 11:47	07/18/11 21:54	1
Diethyl phthalate	28	U	51	16	ug/Kg	☼	07/06/11 11:47	07/18/11 21:54	1
Indeno[1,2,3-cd]pyrene	**87**		6.8	3.4	ug/Kg	☼	07/06/11 11:47	07/18/11 21:54	1
Isophorone	28	U	51	13	ug/Kg	☼	07/06/11 11:47	07/18/11 21:54	1
2-Methylnaphthalene	**74**		6.8	3.4	ug/Kg	☼	07/06/11 11:47	07/18/11 21:54	1
2-Methylphenol	82	U	200	82	ug/Kg	☼	07/06/11 11:47	07/18/11 21:54	1
Naphthalene	**56**		6.8	3.4	ug/Kg	☼	07/06/11 11:47	07/18/11 21:54	1
2-Nitroaniline	28	U	200	9.3	ug/Kg	☼	07/06/11 11:47	07/18/11 21:54	1
3-Nitroaniline	82	U	200	16	ug/Kg	☼	07/06/11 11:47	07/18/11 21:54	1
4-Nitroaniline	28	U	200	27	ug/Kg	☼	07/06/11 11:47	07/18/11 21:54	1
Nitrobenzene	3.4	U	100	2.2	ug/Kg	☼	07/06/11 11:47	07/18/11 21:54	1

Client: Prudent Technologies, Inc
Project/Site: RVAAP

TestAmerica Job ID: 240-1585-1

Client Sample ID: LL4SS-417M-0001-SO
Date Collected: 06/26/11 14:06
Date Received: 06/27/11 16:41

Lab Sample ID: 240-1585-7
Matrix: Solid
Percent Solids: 97.9

Method: 8270C/DoD - Semivolatile Organic Compounds (GC/MS) (Continued)

Analyte	Result	Qualifier	LOQ	DL	Unit	D	Prepared	Analyzed	Dil Fac
2-Nitrophenol	28	U	51	28	ug/Kg	☼	07/06/11 11:47	07/18/11 21:54	1
4-Nitrophenol	82	U	340	82	ug/Kg	☼	07/06/11 11:47	07/18/11 21:54	1
Pyrene	**140**		6.8	3.4	ug/Kg	☼	07/06/11 11:47	07/18/11 21:54	1
Pentachlorophenol	82	U	150	82	ug/Kg	☼	07/06/11 11:47	07/18/11 21:54	1
Phenanthrene	**68**		6.8	3.4	ug/Kg	☼	07/06/11 11:47	07/18/11 21:54	1
1,2,4-Trichlorobenzene	28	U	51	28	ug/Kg	☼	07/06/11 11:47	07/18/11 21:54	1
2,4,5-Trichlorophenol	28	U	150	26	ug/Kg	☼	07/06/11 11:47	07/18/11 21:54	1
2,4,6-Trichlorophenol	82	U	150	82	ug/Kg	☼	07/06/11 11:47	07/18/11 21:54	1
Phenol	28	U	51	28	ug/Kg	☼	07/06/11 11:47	07/18/11 21:54	1
Carbazole	28	U	51	28	ug/Kg	☼	07/06/11 11:47	07/18/11 21:54	1
4-Chloroaniline	28	U	150	17	ug/Kg	☼	07/06/11 11:47	07/18/11 21:54	1
3 & 4 Methylphenol	82	U	410	20	ug/Kg	☼	07/06/11 11:47	07/18/11 21:54	1
Bis(2-ethylhexyl) phthalate	**150**		51	19	ug/Kg	☼	07/06/11 11:47	07/18/11 21:54	1
Di-n-octyl phthalate	28	U	51	28	ug/Kg	☼	07/06/11 11:47	07/18/11 21:54	1
4-Chloro-3-methylphenol	28	U	150	21	ug/Kg	☼	07/06/11 11:47	07/18/11 21:54	1
bis (2-Chloroisopropyl) ether	28	U	100	9.7	ug/Kg	☼	07/06/11 11:47	07/18/11 21:54	1

Surrogate	*% Recovery*	*Qualifier*	*Limits*	*Prepared*	*Analyzed*	*Dil Fac*
2-Fluorobiphenyl (Surr)	*56*		*45 - 105*	*07/06/11 11:47*	*07/18/11 21:54*	*1*
2-Fluorophenol (Surr)	*71*		*35 - 105*	*07/06/11 11:47*	*07/18/11 21:54*	*1*
Nitrobenzene-d5 (Surr)	*55*		*35 - 100*	*07/06/11 11:47*	*07/18/11 21:54*	*1*
Terphenyl-d14 (Surr)	*68*		*30 - 125*	*07/06/11 11:47*	*07/18/11 21:54*	*1*
2,4,6-Tribromophenol (Surr)	*45*		*35 - 125*	*07/06/11 11:47*	*07/18/11 21:54*	*1*
Phenol-d5 (Surr)	*75*		*40 - 100*	*07/06/11 11:47*	*07/18/11 21:54*	*1*

Method: 8081/DOD - Organochlorine Pesticides (GC)

Analyte	Result	Qualifier	LOQ	DL	Unit	D	Prepared	Analyzed	Dil Fac
4,4'-DDD	6.8	U	20	6.3	ug/Kg	☼	07/06/11 12:38	07/29/11 17:07	10
4,4'-DDE	6.8	U	17	4.0	ug/Kg	☼	07/06/11 12:38	07/29/11 17:07	10
4,4'-DDT	6.8	U	20	6.4	ug/Kg	☼	07/06/11 12:38	07/29/11 17:07	10
Aldrin	14	U	41	12	ug/Kg	☼	07/06/11 12:38	07/29/11 17:07	10
alpha-BHC	14	U	26	7.5	ug/Kg	☼	07/06/11 12:38	07/29/11 17:07	10
alpha-Chlordane	14	U	31	9.6	ug/Kg	☼	07/06/11 12:38	07/29/11 17:07	10
beta-BHC	14	U	36	11	ug/Kg	☼	07/06/11 12:38	07/29/11 17:07	10
delta-BHC	14	U Q	41	12	ug/Kg	☼	07/06/11 12:38	07/29/11 17:07	10
Dieldrin	6.8	U	17	4.8	ug/Kg	☼	07/06/11 12:38	07/29/11 17:07	10
Endosulfan I	6.8	U	17	5.3	ug/Kg	☼	07/06/11 12:38	07/29/11 17:07	10
Endosulfan II	14	U	26	8.4	ug/Kg	☼	07/06/11 12:38	07/29/11 17:07	10
Endosulfan sulfate	14	U	31	8.9	ug/Kg	☼	07/06/11 12:38	07/29/11 17:07	10
Endrin	6.8	U	17	5.1	ug/Kg	☼	07/06/11 12:38	07/29/11 17:07	10
Endrin aldehyde	14	U	31	10	ug/Kg	☼	07/06/11 12:38	07/29/11 17:07	10
Endrin ketone	6.8	U	20	6.4	ug/Kg	☼	07/06/11 12:38	07/29/11 17:07	10
gamma-BHC (Lindane)	14	U Q	26	7.6	ug/Kg	☼	07/06/11 12:38	07/29/11 17:07	10
gamma-Chlordane	6.8	U Q	17	4.3	ug/Kg	☼	07/06/11 12:38	07/29/11 17:07	10
Heptachlor	14	U	36	11	ug/Kg	☼	07/06/11 12:38	07/29/11 17:07	10
Heptachlor epoxide	14	U	26	8.2	ug/Kg	☼	07/06/11 12:38	07/29/11 17:07	10
Methoxychlor	34	U	51	15	ug/Kg	☼	07/06/11 12:38	07/29/11 17:07	10
Toxaphene	200	U M	680	190	ug/Kg	☼	07/06/11 12:38	07/29/11 17:07	10

Surrogate	*% Recovery*	*Qualifier*	*Limits*	*Prepared*	*Analyzed*	*Dil Fac*
DCB Decachlorobiphenyl	*106*		*55 - 130*	*07/06/11 12:38*	*07/29/11 17:07*	*10*

Client Sample ID: LL4SS-417M-0001-SO
Date Collected: 06/26/11 14:06
Date Received: 06/27/11 16:41

Lab Sample ID: 240-1585-7
Matrix: Solid
Percent Solids: 97.9

Method: 8081/DOD - Organochlorine Pesticides (GC) (Continued)

Surrogate	% Recovery	Qualifier	Limits	Prepared	Analyzed	Dil Fac
DCB Decachlorobiphenyl	150	Q	55 - 130	07/06/11 12:38	07/29/11 17:07	10
Tetrachloro-m-xylene	445	Q	70 - 125	07/06/11 12:38	07/29/11 17:07	10
Tetrachloro-m-xylene	108		70 - 125	07/06/11 12:38	07/29/11 17:07	10

Method: 8082/DOD - Polychlorinated Biphenyls (PCBs) by Gas Chromatography

Analyte	Result	Qualifier	LOQ	DL	Unit	D	Prepared	Analyzed	Dil Fac
Aroclor 1016	25	U	66	21	ug/Kg	☼	07/06/11 12:08	07/16/11 16:45	1
Aroclor 1221	25	U	51	16	ug/Kg	☼	07/06/11 12:08	07/16/11 16:45	1
Aroclor 1232	25	U	46	14	ug/Kg	☼	07/06/11 12:08	07/16/11 16:45	1
Aroclor 1242	25	U	41	13	ug/Kg	☼	07/06/11 12:08	07/16/11 16:45	1
Aroclor 1248	25	U	56	17	ug/Kg	☼	07/06/11 12:08	07/16/11 16:45	1
Aroclor 1254	25	U	56	17	ug/Kg	☼	07/06/11 12:08	07/16/11 16:45	1
Aroclor 1260	25	U	56	17	ug/Kg	☼	07/06/11 12:08	07/16/11 16:45	1

Surrogate	% Recovery	Qualifier	Limits	Prepared	Analyzed	Dil Fac
Tetrachloro-m-xylene	62		40 - 140	07/06/11 12:08	07/16/11 16:45	1
Tetrachloro-m-xylene	70		40 - 140	07/06/11 12:08	07/16/11 16:45	1
DCB Decachlorobiphenyl	68		60 - 125	07/06/11 12:08	07/16/11 16:45	1
DCB Decachlorobiphenyl	106		60 - 125	07/06/11 12:08	07/16/11 16:45	1

Method: 8330 (Modified) - Organic Compounds by UV/HPLC

Analyte	Result	Qualifier	LOQ	MDL	Unit	D	Prepared	Analyzed	Dil Fac
Nitroguanidine	0.040 U		0.25	0.020	mg/kg		07/08/11 09:30	07/27/11 21:42	0.99

Method: 8330/8330A - Nitroaromatics & Nitramines: Explosives (8330/A)

Analyte	Result	Qualifier	LOQ	MDL	Unit	D	Prepared	Analyzed	Dil Fac
1,3,5-Trinitrobenzene	0.098 U		0.24	0.020	mg/kg		07/08/11 09:30	07/20/11 15:56	0.98
1,3-Dinitrobenzene	0.098 U		0.24	0.049	mg/kg		07/08/11 09:30	07/20/11 15:56	0.98
2,4,6-Trinitrotoluene	0.098 U		0.24	0.020	mg/kg		07/08/11 09:30	07/20/11 15:56	0.98
2,4-Dinitrotoluene	0.098 U		0.24	0.020	mg/kg		07/08/11 09:30	07/20/11 15:56	0.98
2,6-Dinitrotoluene	0.098 U		0.24	0.029	mg/kg		07/08/11 09:30	07/20/11 15:56	0.98
2-Amino-4,6-dinitrotoluene	0.098 U		0.24	0.098	mg/kg		07/08/11 09:30	07/20/11 15:56	0.98
2-Nitrotoluene	0.098 U		0.24	0.078	mg/kg		07/08/11 09:30	07/20/11 15:56	0.98
3-Nitrotoluene	0.098 U		0.24	0.069	mg/kg		07/08/11 09:30	07/20/11 15:56	0.98
4-Amino-2,6-dinitrotoluene	0.098 U		0.24	0.020	mg/kg		07/08/11 09:30	07/20/11 15:56	0.98
4-Nitrotoluene	0.098 U		0.24	0.078	mg/kg		07/08/11 09:30	07/20/11 15:56	0.98
HMX	0.098 U		0.24	0.029	mg/kg		07/08/11 09:30	07/20/11 15:56	0.98
Nitrobenzene	0.098 U		0.24	0.049	mg/kg		07/08/11 09:30	07/20/11 15:56	0.98
Nitroglycerin	0.24 U		0.49	0.13	mg/kg		07/08/11 09:30	07/20/11 15:56	0.98
PETN	0.24 U		0.49	0.16	mg/kg		07/08/11 09:30	07/20/11 15:56	0.98
RDX	0.098 U		0.24	0.039	mg/kg		07/08/11 09:30	07/20/11 15:56	0.98
Tetryl	0.098 U		0.24	0.049	mg/kg		07/08/11 09:30	07/20/11 15:56	0.98

Surrogate	% Recovery	Qualifier	Limits	Prepared	Analyzed	Dil Fac
3,4-Dinitrotoluene	91		78 - 108	07/08/11 09:30	07/20/11 15:56	0.98

Method: 6020/DOD - Metals (ICP/MS)

Analyte	Result	Qualifier	LOQ	DL	Unit	D	Prepared	Analyzed	Dil Fac
Aluminum	**7000**		10	2.5	mg/Kg	☼	07/15/11 13:42	08/29/11 15:54	1
Antimony	**0.092**	**J**	0.20	0.062	mg/Kg	☼	07/15/11 13:42	08/26/11 00:51	1
Arsenic	**8.3**		0.50	0.052	mg/Kg	☼	07/15/11 13:42	08/26/11 00:51	1

Client Sample ID: LL4SS-417M-0001-SO

Lab Sample ID: 240-1585-7

Date Collected: 06/26/11 14:06
Date Received: 06/27/11 16:41

Matrix: Solid
Percent Solids: 97.9

Method: 6020/DOD - Metals (ICP/MS) (Continued)

Analyte	Result	Qualifier	LOQ	DL	Unit	D	Prepared	Analyzed	Dil Fac
Barium	70		0.50	0.13	mg/Kg	☼	07/15/11 13:42	08/26/11 00:51	1
Beryllium	0.46		0.10	0.0035	mg/Kg	☼	07/15/11 13:42	08/29/11 15:54	1
Cadmium	0.29		0.20	0.0031	mg/Kg	☼	07/15/11 13:42	08/29/11 15:54	1
Calcium	5200		200	40	mg/Kg	☼	07/15/11 13:42	08/26/11 00:51	1
Chromium	22		0.50	0.16	mg/Kg	☼	07/15/11 13:42	08/26/11 00:51	1
Cobalt	6.6		0.10	0.0045	mg/Kg	☼	07/15/11 13:42	08/29/11 15:54	1
Copper	14		0.40	0.11	mg/Kg	☼	07/15/11 13:42	08/26/11 00:51	1
Iron	17000		50	11	mg/Kg	☼	07/15/11 13:42	08/26/11 00:51	1
Lead	20		0.30	0.071	mg/Kg	☼	07/15/11 13:42	08/26/11 00:51	1
Magnesium	2100		100	8.9	mg/Kg	☼	07/15/11 13:42	08/26/11 00:51	1
Manganese	480		0.50	0.16	mg/Kg	☼	07/15/11 13:42	08/26/11 00:51	1
Nickel	47		0.50	0.087	mg/Kg	☼	07/15/11 13:42	08/26/11 00:51	1
Potassium	730		100	3.8	mg/Kg	☼	07/15/11 13:42	08/26/11 00:51	1
Selenium	0.84		0.50	0.021	mg/Kg	☼	07/15/11 13:42	08/26/11 00:51	1
Silver	0.039	J	0.10	0.016	mg/Kg	☼	07/15/11 13:42	08/29/11 15:54	1
Sodium	51	J	100	14	mg/Kg	☼	07/15/11 13:42	08/26/11 00:51	1
Thallium	0.16	J	0.20	0.056	mg/Kg	☼	07/15/11 13:42	08/26/11 00:51	1
Vanadium	12		0.50	0.043	mg/Kg	☼	07/15/11 13:42	08/26/11 00:51	1
Zinc	82		4.0	1.0	mg/Kg	☼	07/15/11 13:42	08/29/11 15:54	1

Method: 7471/DOD - Mercury (CVAA)

Analyte	Result	Qualifier	LOQ	DL	Unit	D	Prepared	Analyzed	Dil Fac
Mercury	0.024	J	0.096	0.013	mg/Kg	☼	07/15/11 15:30	07/18/11 17:29	1

General Chemistry

Analyte	Result	Qualifier	LOQ	DL	Unit	D	Prepared	Analyzed	Dil Fac
Hexavalent chromium	1.2		0.82	0.28	mg/Kg	☼	07/18/11 14:13	07/20/11 16:09	1

Analyte	Result	Qualifier	LOQ	MDL	Unit	D	Prepared	Analyzed	Dil Fac
Nitrocellulose	1.9 U		5.1	0.79	mg/kg	☼	07/20/11 05:35	07/21/11 12:37	1

Client Sample ID: LL4SS416V0001/0002SO

Lab Sample ID: 240-1585-8

Date Collected: 06/26/11 14:10
Date Received: 06/27/11 16:41

Matrix: Solid
Percent Solids: 91.3

Method: 8260B/DoD - Volatile Organic Compounds (GC/MS)

Analyte	Result	Qualifier	LOQ	DL	Unit	D	Prepared	Analyzed	Dil Fac
1,1,1-Trichloroethane	8.4	U	210	18	ug/Kg	☼	07/07/11 15:43	07/08/11 16:43	1
1,1,2,2-Tetrachloroethane	21	U	210	7.5	ug/Kg	☼	07/07/11 15:43	07/08/11 16:43	1
1,1,2-Trichloroethane	21	U	210	10	ug/Kg	☼	07/07/11 15:43	07/08/11 16:43	1
1,1-Dichloroethane	21	U	210	14	ug/Kg	☼	07/07/11 15:43	07/08/11 16:43	1
1,1-Dichloroethene	21	U	210	15	ug/Kg	☼	07/07/11 15:43	07/08/11 16:43	1
1,2-Dichloroethane	21	U	210	8.4	ug/Kg	☼	07/07/11 15:43	07/08/11 16:43	1
1,2-Dichloroethene, Total	6.9	U	420	6.9	ug/Kg	☼	07/07/11 15:43	07/08/11 16:43	1
1,2-Dichloropropane	8.4	U	210	6.9	ug/Kg	☼	07/07/11 15:43	07/08/11 16:43	1
2-Butanone	84	U	840	36	ug/Kg	☼	07/07/11 15:43	07/08/11 16:43	1
2-Hexanone	42	U	840	17	ug/Kg	☼	07/07/11 15:43	07/08/11 16:43	1
4-Methyl-2-pentanone	84	U	840	41	ug/Kg	☼	07/07/11 15:43	07/08/11 16:43	1
Acetone	170	U	840	140	ug/Kg	☼	07/07/11 15:43	07/08/11 16:43	1
Benzene	21	U	210	10	ug/Kg	☼	07/07/11 15:43	07/08/11 16:43	1
Bromoform	21	U	210	16	ug/Kg	☼	07/07/11 15:43	07/08/11 16:43	1

Client Sample ID: LL4SS416V0001/0002SO

Lab Sample ID: 240-1585-8

Date Collected: 06/26/11 14:10
Date Received: 06/27/11 16:41

Matrix: Solid
Percent Solids: 91.3

Method: 8260B/DoD - Volatile Organic Compounds (GC/MS) (Continued)

Analyte	Result	Qualifier	LOQ	DL	Unit	D	Prepared	Analyzed	Dil Fac
Bromomethane	42	U	210	24	ug/Kg	☼	07/07/11 15:43	07/08/11 16:43	1
Carbon disulfide	21	U	210	10	ug/Kg	☼	07/07/11 15:43	07/08/11 16:43	1
Carbon tetrachloride	8.4	U	210	5.4	ug/Kg	☼	07/07/11 15:43	07/08/11 16:43	1
Chlorobenzene	8.4	U	210	5.4	ug/Kg	☼	07/07/11 15:43	07/08/11 16:43	1
Chloromethane	21	U	210	12	ug/Kg	☼	07/07/11 15:43	07/08/11 16:43	1
cis-1,2-Dichloroethene	8.4	U	210	5.8	ug/Kg	☼	07/07/11 15:43	07/08/11 16:43	1
cis-1,3-Dichloropropene	8.4	U J	210	6.7	ug/Kg	☼	07/07/11 15:43	07/08/11 16:43	1
Dibromochloromethane	21	U	210	10	ug/Kg	☼	07/07/11 15:43	07/08/11 16:43	1
Bromodichloromethane	21	U	210	8.4	ug/Kg	☼	07/07/11 15:43	07/08/11 16:43	1
Ethylbenzene	8.4	U	210	4.6	ug/Kg	☼	07/07/11 15:43	07/08/11 16:43	1
Methylene Chloride	84	U	210	65	ug/Kg	☼	07/07/11 15:43	07/08/11 16:43	1
Styrene	8.4	U	210	4.7	ug/Kg	☼	07/07/11 15:43	07/08/11 16:43	1
Tetrachloroethene	21	U	210	10	ug/Kg	☼	07/07/11 15:43	07/08/11 16:43	1
Toluene	21	U	210	14	ug/Kg	☼	07/07/11 15:43	07/08/11 16:43	1
trans-1,2-Dichloroethene	21	U	210	7.8	ug/Kg	☼	07/07/11 15:43	07/08/11 16:43	1
trans-1,3-Dichloropropene	21	U	210	17	ug/Kg	☼	07/07/11 15:43	07/08/11 16:43	1
Trichloroethene	21	U	210	8.2	ug/Kg	☼	07/07/11 15:43	07/08/11 16:43	1
Vinyl chloride	21	U	210	15	ug/Kg	☼	07/07/11 15:43	07/08/11 16:43	1
Xylenes (total)	25	U	420	6.8	ug/Kg	☼	07/07/11 15:43	07/08/11 16:43	1
Chloroform	21	U	210	7.4	ug/Kg	☼	07/07/11 15:43	07/08/11 16:43	1
Bromochloromethane	21	U	210	11	ug/Kg	☼	07/07/11 15:43	07/08/11 16:43	1
1,2-Dibromoethane	21	U	210	8.4	ug/Kg	☼	07/07/11 15:43	07/08/11 16:43	1
Chloroethane	84	U	210	51	ug/Kg	☼	07/07/11 15:43	07/08/11 16:43	1

Surrogate	*% Recovery*	*Qualifier*	*Limits*	*Prepared*	*Analyzed*	*Dil Fac*
Toluene-d8 (Surr)	*67*	*Q*	*85 - 115*	*07/07/11 15:43*	*07/08/11 16:43*	*1*
1,2-Dichloroethane-d4 (Surr)	*74*		*61 - 130*	*07/07/11 15:43*	*07/08/11 16:43*	*1*
4-Bromofluorobenzene (Surr)	*67*	*Q*	*85 - 120*	*07/07/11 15:43*	*07/08/11 16:43*	*1*
Dibromofluoromethane (Surr)	*64*		*59 - 138*	*07/07/11 15:43*	*07/08/11 16:43*	*1*

Client Sample ID: LL4SS-417V-0001-SO

Lab Sample ID: 240-1585-9

Date Collected: 06/26/11 14:10
Date Received: 06/27/11 16:41

Matrix: Solid
Percent Solids: 89.9

Method: 8260B/DoD - Volatile Organic Compounds (GC/MS)

Analyte	Result	Qualifier	LOQ	DL	Unit	D	Prepared	Analyzed	Dil Fac
1,1,1-Trichloroethane	9.4	U	230	20	ug/Kg	☼	07/07/11 15:43	07/08/11 17:26	1
1,1,2,2-Tetrachloroethane	23	U	230	8.3	ug/Kg	☼	07/07/11 15:43	07/08/11 17:26	1
1,1,2-Trichloroethane	23	U	230	11	ug/Kg	☼	07/07/11 15:43	07/08/11 17:26	1
1,1-Dichloroethane	23	U	230	16	ug/Kg	☼	07/07/11 15:43	07/08/11 17:26	1
1,1-Dichloroethene	23	U	230	17	ug/Kg	☼	07/07/11 15:43	07/08/11 17:26	1
1,2-Dichloroethane	23	U	230	9.4	ug/Kg	☼	07/07/11 15:43	07/08/11 17:26	1
1,2-Dichloroethene, Total	7.7	U	470	7.7	ug/Kg	☼	07/07/11 15:43	07/08/11 17:26	1
1,2-Dichloropropane	9.4	U	230	7.7	ug/Kg	☼	07/07/11 15:43	07/08/11 17:26	1
2-Butanone	94	U	940	40	ug/Kg	☼	07/07/11 15:43	07/08/11 17:26	1
2-Hexanone	47	U	940	19	ug/Kg	☼	07/07/11 15:43	07/08/11 17:26	1
4-Methyl-2-pentanone	94	U	940	45	ug/Kg	☼	07/07/11 15:43	07/08/11 17:26	1
Acetone	190	U	940	160	ug/Kg	☼	07/07/11 15:43	07/08/11 17:26	1
Benzene	23	U	230	11	ug/Kg	☼	07/07/11 15:43	07/08/11 17:26	1
Bromoform	23	U	230	18	ug/Kg	☼	07/07/11 15:43	07/08/11 17:26	1

Client Sample ID: LL4SS-417V-0001-SO

Date Collected: 06/26/11 14:10
Date Received: 06/27/11 16:41

Lab Sample ID: 240-1585-9
Matrix: Solid
Percent Solids: 89.9

Method: 8260B/DoD - Volatile Organic Compounds (GC/MS) (Continued)

Analyte	Result	Qualifier	LOQ	DL	Unit	D	Prepared	Analyzed	Dil Fac
Bromomethane	47	U	230	27	ug/Kg	☼	07/07/11 15:43	07/08/11 17:26	1
Carbon disulfide	23	U	230	11	ug/Kg	☼	07/07/11 15:43	07/08/11 17:26	1
Carbon tetrachloride	9.4	U	230	6.0	ug/Kg	☼	07/07/11 15:43	07/08/11 17:26	1
Chlorobenzene	9.4	U	230	6.0	ug/Kg	☼	07/07/11 15:43	07/08/11 17:26	1
Chloromethane	23	U	230	13	ug/Kg	☼	07/07/11 15:43	07/08/11 17:26	1
cis-1,2-Dichloroethene	9.4	U	230	6.5	ug/Kg	☼	07/07/11 15:43	07/08/11 17:26	1
cis-1,3-Dichloropropene	9.4	U	230	7.4	ug/Kg	☼	07/07/11 15:43	07/08/11 17:26	1
Dibromochloromethane	23	U	230	11	ug/Kg	☼	07/07/11 15:43	07/08/11 17:26	1
Bromodichloromethane	23	U	230	9.3	ug/Kg	☼	07/07/11 15:43	07/08/11 17:26	1
Ethylbenzene	9.4	U	230	5.0	ug/Kg	☼	07/07/11 15:43	07/08/11 17:26	1
Methylene Chloride	94	U	230	72	ug/Kg	☼	07/07/11 15:43	07/08/11 17:26	1
Styrene	9.4	U	230	5.2	ug/Kg	☼	07/07/11 15:43	07/08/11 17:26	1
Tetrachloroethene	23	U	230	11	ug/Kg	☼	07/07/11 15:43	07/08/11 17:26	1
Toluene	23	U	230	16	ug/Kg	☼	07/07/11 15:43	07/08/11 17:26	1
trans-1,2-Dichloroethene	23	U	230	8.6	ug/Kg	☼	07/07/11 15:43	07/08/11 17:26	1
trans-1,3-Dichloropropene	23	U	230	19	ug/Kg	☼	07/07/11 15:43	07/08/11 17:26	1
Trichloroethene	23	U	230	9.1	ug/Kg	☼	07/07/11 15:43	07/08/11 17:26	1
Vinyl chloride	23	U	230	17	ug/Kg	☼	07/07/11 15:43	07/08/11 17:26	1
Xylenes (total)	28	U	470	7.6	ug/Kg	☼	07/07/11 15:43	07/08/11 17:26	1
Chloroform	23	U	230	8.2	ug/Kg	☼	07/07/11 15:43	07/08/11 17:26	1
Bromochloromethane	23	U	230	12	ug/Kg	☼	07/07/11 15:43	07/08/11 17:26	1
1,2-Dibromoethane	23	U	230	9.4	ug/Kg	☼	07/07/11 15:43	07/08/11 17:26	1
Chloroethane	94	U	230	57	ug/Kg	☼	07/07/11 15:43	07/08/11 17:26	1

Surrogate	*% Recovery*	*Qualifier*	*Limits*	*Prepared*	*Analyzed*	*Dil Fac*
Toluene-d8 (Surr)	*64*	*Q*	*85 - 115*	*07/07/11 15:43*	*07/08/11 17:26*	*1*
1,2-Dichloroethane-d4 (Surr)	*71*		*61 - 130*	*07/07/11 15:43*	*07/08/11 17:26*	*1*
4-Bromofluorobenzene (Surr)	*64*	*Q*	*85 - 120*	*07/07/11 15:43*	*07/08/11 17:26*	*1*
Dibromofluoromethane (Surr)	*59*		*59 - 138*	*07/07/11 15:43*	*07/08/11 17:26*	*1*

Client Sample ID: L12SS-306M-0001-SO

Date Collected: 06/26/11 15:20
Date Received: 06/27/11 16:41

Lab Sample ID: 240-1585-10
Matrix: Solid
Percent Solids: 97.8

Method: 8270C/DoD - Semivolatile Organic Compounds (GC/MS)

Analyte	Result	Qualifier	LOQ	DL	Unit	D	Prepared	Analyzed	Dil Fac
Acenaphthene	**89**		14	6.7	ug/Kg	☼	07/08/11 11:44	07/27/11 19:33	2
Acenaphthylene	**17**		14	6.7	ug/Kg	☼	07/08/11 11:44	07/27/11 19:33	2
Anthracene	**310**		14	6.7	ug/Kg	☼	07/08/11 11:44	07/27/11 19:33	2
Benzo[a]anthracene	**870**		14	6.7	ug/Kg	☼	07/08/11 11:44	07/27/11 19:33	2
Benzo[a]pyrene	**670**		14	6.7	ug/Kg	☼	07/08/11 11:44	07/27/11 19:33	2
Benzo[b]fluoranthene	**910**	**M**	14	6.7	ug/Kg	☼	07/08/11 11:44	07/27/11 19:33	2
Benzo[g,h,i]perylene	**450**		14	6.7	ug/Kg	☼	07/08/11 11:44	07/27/11 19:33	2
Benzo[k]fluoranthene	**400**	**M**	14	6.7	ug/Kg	☼	07/08/11 11:44	07/27/11 19:33	2
Chrysene	**690**		14	2.2	ug/Kg	☼	07/08/11 11:44	07/27/11 19:33	2
Dibenz(a,h)anthracene	**140**		14	6.7	ug/Kg	☼	07/08/11 11:44	07/27/11 19:33	2
Fluoranthene	**1600**		14	6.7	ug/Kg	☼	07/08/11 11:44	07/27/11 19:33	2
Fluorene	**98**		14	6.7	ug/Kg	☼	07/08/11 11:44	07/27/11 19:33	2
Indeno[1,2,3-cd]pyrene	**410**		14	6.7	ug/Kg	☼	07/08/11 11:44	07/27/11 19:33	2
Naphthalene	**91**		14	6.7	ug/Kg	☼	07/08/11 11:44	07/27/11 19:33	2

Client Sample ID: L12SS-306M-0001-SO

Lab Sample ID: 240-1585-10

Date Collected: 06/26/11 15:20
Date Received: 06/27/11 16:41

Matrix: Solid
Percent Solids: 97.8

Method: 8270C/DoD - Semivolatile Organic Compounds (GC/MS) (Continued)

Analyte	Result	Qualifier	LOQ	DL	Unit	D	Prepared	Analyzed	Dil Fac
Pyrene	1300		14	6.7	ug/Kg	☼	07/08/11 11:44	07/27/11 19:33	2
Phenanthrene	940		14	6.7	ug/Kg	☼	07/08/11 11:44	07/27/11 19:33	2

Surrogate	*% Recovery*	*Qualifier*	*Limits*	*Prepared*	*Analyzed*	*Dil Fac*
2-Fluorobiphenyl (Surr)	*52*		*45 - 105*	*07/08/11 11:44*	*07/27/11 19:33*	*2*
2-Fluorophenol (Surr)	*59*		*35 - 105*	*07/08/11 11:44*	*07/27/11 19:33*	*2*
Nitrobenzene-d5 (Surr)	*49*		*35 - 100*	*07/08/11 11:44*	*07/27/11 19:33*	*2*
Terphenyl-d14 (Surr)	*57*		*30 - 125*	*07/08/11 11:44*	*07/27/11 19:33*	*2*
2,4,6-Tribromophenol (Surr)	*30*	*Q*	*35 - 125*	*07/08/11 11:44*	*07/27/11 19:33*	*2*
Phenol-d5 (Surr)	*60*		*40 - 100*	*07/08/11 11:44*	*07/27/11 19:33*	*2*

Client Sample ID: L12SS-305M-0001-SO

Lab Sample ID: 240-1585-11

Date Collected: 06/26/11 15:30
Date Received: 06/27/11 16:41

Matrix: Solid
Percent Solids: 97.4

Method: 8270C/DoD - Semivolatile Organic Compounds (GC/MS)

Analyte	Result	Qualifier	LOQ	DL	Unit	D	Prepared	Analyzed	Dil Fac
Acenaphthene	280		27	14	ug/Kg	☼	07/08/11 11:44	07/30/11 20:50	4
Acenaphthylene	44		27	14	ug/Kg	☼	07/08/11 11:44	07/30/11 20:50	4
Anthracene	750		27	14	ug/Kg	☼	07/08/11 11:44	07/30/11 20:50	4
Benzo[a]anthracene	1600		27	14	ug/Kg	☼	07/08/11 11:44	07/30/11 20:50	4
Benzo[a]pyrene	930		27	14	ug/Kg	☼	07/08/11 11:44	07/30/11 20:50	4
Benzo[b]fluoranthene	2400		27	14	ug/Kg	☼	07/08/11 11:44	07/30/11 20:50	4
Benzo[g,h,i]perylene	740		27	14	ug/Kg	☼	07/08/11 11:44	07/30/11 20:50	4
Benzo[k]fluoranthene	300		27	14	ug/Kg	☼	07/08/11 11:44	07/30/11 20:50	4
Chrysene	1500		27	4.5	ug/Kg	☼	07/08/11 11:44	07/30/11 20:50	4
Dibenz(a,h)anthracene	14	U	27	14	ug/Kg	☼	07/08/11 11:44	07/30/11 20:50	4
Fluoranthene	3500		27	14	ug/Kg	☼	07/08/11 11:44	07/30/11 20:50	4
Fluorene	310		27	14	ug/Kg	☼	07/08/11 11:44	07/30/11 20:50	4
Indeno[1,2,3-cd]pyrene	720		27	14	ug/Kg	☼	07/08/11 11:44	07/30/11 20:50	4
Naphthalene	370		27	14	ug/Kg	☼	07/08/11 11:44	07/30/11 20:50	4
Pyrene	2800		27	14	ug/Kg	☼	07/08/11 11:44	07/30/11 20:50	4
Phenanthrene	2600		27	14	ug/Kg	☼	07/08/11 11:44	07/30/11 20:50	4

Surrogate	*% Recovery*	*Qualifier*	*Limits*	*Prepared*	*Analyzed*	*Dil Fac*
2-Fluorobiphenyl (Surr)	*55*		*45 - 105*	*07/08/11 11:44*	*07/30/11 20:50*	*4*
2-Fluorophenol (Surr)	*58*		*35 - 105*	*07/08/11 11:44*	*07/30/11 20:50*	*4*
Nitrobenzene-d5 (Surr)	*51*		*35 - 100*	*07/08/11 11:44*	*07/30/11 20:50*	*4*
Terphenyl-d14 (Surr)	*68*		*30 - 125*	*07/08/11 11:44*	*07/30/11 20:50*	*4*
2,4,6-Tribromophenol (Surr)	*53*		*35 - 125*	*07/08/11 11:44*	*07/30/11 20:50*	*4*
Phenol-d5 (Surr)	*69*		*40 - 100*	*07/08/11 11:44*	*07/30/11 20:50*	*4*

Client Sample ID: L12SS-303M-0001-SO

Lab Sample ID: 240-1585-12

Date Collected: 06/26/11 15:50
Date Received: 06/27/11 16:41

Matrix: Solid
Percent Solids: 96.5

Method: 8270C/DoD - Semivolatile Organic Compounds (GC/MS)

Analyte	Result	Qualifier	LOQ	DL	Unit	D	Prepared	Analyzed	Dil Fac
Acenaphthene	630	D	140	68	ug/Kg	☼	07/08/11 11:44	07/27/11 18:56	20

Client Sample ID: L12SS-303M-0001-SO

Lab Sample ID: 240-1585-12

Date Collected: 06/26/11 15:50
Date Received: 06/27/11 16:41

Matrix: Solid
Percent Solids: 96.5

Method: 8270C/DoD - Semivolatile Organic Compounds (GC/MS) (Continued)

Analyte	Result	Qualifier	LOQ	DL	Unit	D	Prepared	Analyzed	Dil Fac
Acenaphthylene	820	D	140	68	ug/Kg	☼	07/08/11 11:44	07/27/11 18:56	20
Anthracene	3600	D	140	68	ug/Kg	☼	07/08/11 11:44	07/27/11 18:56	20
Benzo[a]anthracene	9700	D	140	68	ug/Kg	☼	07/08/11 11:44	07/27/11 18:56	20
Benzo[a]pyrene	7700	D	140	68	ug/Kg	☼	07/08/11 11:44	07/27/11 18:56	20
Benzo[b]fluoranthene	11000	D M	140	68	ug/Kg	☼	07/08/11 11:44	07/27/11 18:56	20
Benzo[g,h,i]perylene	4300	D	140	68	ug/Kg	☼	07/08/11 11:44	07/27/11 18:56	20
Benzo[k]fluoranthene	5400	D M	140	68	ug/Kg	☼	07/08/11 11:44	07/27/11 18:56	20
Chrysene	10000	D	140	23	ug/Kg	☼	07/08/11 11:44	07/27/11 18:56	20
Dibenz(a,h)anthracene	1400	D	140	68	ug/Kg	☼	07/08/11 11:44	07/27/11 18:56	20
Fluoranthene	18000	D	140	68	ug/Kg	☼	07/08/11 11:44	07/27/11 18:56	20
Fluorene	880	D	140	68	ug/Kg	☼	07/08/11 11:44	07/27/11 18:56	20
Indeno[1,2,3-cd]pyrene	4000	D	140	68	ug/Kg	☼	07/08/11 11:44	07/27/11 18:56	20
Naphthalene	230	D	140	68	ug/Kg	☼	07/08/11 11:44	07/27/11 18:56	20
Pyrene	15000	D	140	68	ug/Kg	☼	07/08/11 11:44	07/27/11 18:56	20
Phenanthrene	7900	D	140	68	ug/Kg	☼	07/08/11 11:44	07/27/11 18:56	20

Surrogate	*% Recovery*	*Qualifier*	*Limits*	*Prepared*	*Analyzed*	*Dil Fac*
2-Fluorobiphenyl (Surr)	*58*	*M*	*45 - 105*	*07/08/11 11:44*	*07/27/11 18:56*	*20*
2-Fluorophenol (Surr)	*57*		*35 - 105*	*07/08/11 11:44*	*07/27/11 18:56*	*20*
Nitrobenzene-d5 (Surr)	*52*		*35 - 100*	*07/08/11 11:44*	*07/27/11 18:56*	*20*
Terphenyl-d14 (Surr)	*69*		*30 - 125*	*07/08/11 11:44*	*07/27/11 18:56*	*20*
2,4,6-Tribromophenol (Surr)	*40*	*M*	*35 - 125*	*07/08/11 11:44*	*07/27/11 18:56*	*20*
Phenol-d5 (Surr)	*65*	*M*	*40 - 100*	*07/08/11 11:44*	*07/27/11 18:56*	*20*

Client Sample ID: L12SS304M0001/0002SO

Lab Sample ID: 240-1585-13

Date Collected: 06/26/11 16:25
Date Received: 06/27/11 16:41

Matrix: Solid
Percent Solids: 96.9

Method: 8270C/DoD - Semivolatile Organic Compounds (GC/MS)

Analyte	Result	Qualifier	LOQ	DL	Unit	D	Prepared	Analyzed	Dil Fac
Acenaphthene	3800	D J	340	170	ug/Kg	☼	07/06/11 11:43	07/27/11 17:59	50
Acenaphthylene	340	D	340	170	ug/Kg	☼	07/06/11 11:43	07/27/11 17:59	50
Anthracene	10000	D J	340	170	ug/Kg	☼	07/06/11 11:43	07/27/11 17:59	50
Benzo[a]anthracene	19000	D J	340	170	ug/Kg	☼	07/06/11 11:43	07/27/11 17:59	50
Benzo[a]pyrene	15000	D J	340	170	ug/Kg	☼	07/06/11 11:43	07/27/11 17:59	50
Benzo[b]fluoranthene	19000	D M J	340	170	ug/Kg	☼	07/06/11 11:43	07/27/11 17:59	50
Benzo[g,h,i]perylene	8700	D J	340	170	ug/Kg	☼	07/06/11 11:43	07/27/11 17:59	50
Benzo[k]fluoranthene	8500	D M J	340	170	ug/Kg	☼	07/06/11 11:43	07/27/11 17:59	50
Chrysene	16000	D J	340	57	ug/Kg	☼	07/06/11 11:43	07/27/11 17:59	50
Dibenz(a,h)anthracene	2600	D J	340	170	ug/Kg	☼	07/06/11 11:43	07/27/11 17:59	50
Fluoranthene	42000	D J	340	170	ug/Kg	☼	07/06/11 11:43	07/27/11 17:59	50
Fluorene	4100	D J	340	170	ug/Kg	☼	07/06/11 11:43	07/27/11 17:59	50
Indeno[1,2,3-cd]pyrene	8700	D J	340	170	ug/Kg	☼	07/06/11 11:43	07/27/11 17:59	50
Naphthalene	640	D M J	340	170	ug/Kg	☼	07/06/11 11:43	07/27/11 17:59	50
Pyrene	33000	D J	340	170	ug/Kg	☼	07/06/11 11:43	07/27/11 17:59	50
Phenanthrene	30000	D J	340	170	ug/Kg	☼	07/06/11 11:43	07/27/11 17:59	50

Surrogate	*% Recovery*	*Qualifier*	*Limits*	*Prepared*	*Analyzed*	*Dil Fac*
2-Fluorobiphenyl (Surr)	*60*		*45 - 105*	*07/06/11 11:43*	*07/27/11 17:59*	*50*
2-Fluorophenol (Surr)	*59*		*35 - 105*	*07/06/11 11:43*	*07/27/11 17:59*	*50*

Client Sample Results

Client: Prudent Technologies, Inc
Project/Site: RVAAP

TestAmerica Job ID: 240-1585-1

Client Sample ID: L12SS304M0001/0002SO
Date Collected: 06/26/11 16:25
Date Received: 06/27/11 16:41

Lab Sample ID: 240-1585-13
Matrix: Solid
Percent Solids: 96.9

Method: 8270C/DoD - Semivolatile Organic Compounds (GC/MS) (Continued)

Surrogate	% Recovery	Qualifier	Limits	Prepared	Analyzed	Dil Fac
Nitrobenzene-d5 (Surr)	74	M	35 - 100	07/06/11 11:43	07/27/11 17:59	50
Terphenyl-d14 (Surr)	82	M	30 - 125	07/06/11 11:43	07/27/11 17:59	50
2,4,6-Tribromophenol (Surr)	0	Q	35 - 125	07/06/11 11:43	07/27/11 17:59	50
Phenol-d5 (Surr)	65	M	40 - 100	07/06/11 11:43	07/27/11 17:59	50

Surrogate Summary

Client: Prudent Technologies, Inc
Project/Site: RVAAP

TestAmerica Job ID: 240-1585-1

Method: 8260B/DoD - Volatile Organic Compounds (GC/MS)

Matrix: Solid **Prep Type: Total/NA**

		Percent Surrogate Recovery (Acceptance Limits)			
		TOL	12DCE	BFB	DBFM
Lab Sample ID	Client Sample ID	(85-115)	(61-130)	(85-120)	(59-138)
240-1585-8	LL4SS416V0001/0002SO	67 Q	74	67 Q	64
240-1585-8 MS	LL4SS416V0001/0002SO	63 Q	68	64 Q	62
240-1585-9	LL4SS-417V-0001-SO	64 Q	71	64 Q	59
LCS 240-7596/7-A	Lab Control Sample	76 Q	80	78 Q	73
MB 240-7596/6-A	Method Blank	75 Q	82	73 Q	69

Surrogate Legend

TOL = Toluene-d8 (Surr)
12DCE = 1,2-Dichloroethane-d4 (Surr)
BFB = 4-Bromofluorobenzene (Surr)
DBFM = Dibromofluoromethane (Surr)

Method: 8270C/DoD - Semivolatile Organic Compounds (GC/MS)

Matrix: Solid **Prep Type: Total/NA**

		Percent Surrogate Recovery (Acceptance Limits)					
		FBP	2FP	NBZ	TPH	TBP	PHL
Lab Sample ID	Client Sample ID	(45-105)	(35-105)	(35-100)	(30-125)	(35-125)	(40-100)
240-1585-1	LL4SS-412M-0001-SO	51	61	49	62	39	67
240-1585-2	LL4SS414M0001/0002SO	59	66	53	77	66	71
240-1585-2 MS	LL4SS414M0001/0002SO	55	63	51	73	66	67
240-1585-2 MSD	LL4SS414M0001/0002SO	48	58	46	62	56	66
240-1585-3	LL4SS-419M-0001-SO	51	61	44	68	58	73
240-1585-4	LL4SS-420M-0001-SO	49	58	44	63	54	69
240-1585-5	LL4SB-421M-0001-SO	53	62	52	63	51	65
240-1585-6	LL4SS416M0001/0002SO	53	49	38	67	51	62
240-1585-6 MS	LL4SS416M0001/0002SO	51	56	46	64	54	65
240-1585-6 MSD	LL4SS416M0001/0002SO	54	65	54	61	46	70
240-1585-7	LL4SS-417M-0001-SO	56	71	55	68	45	75
240-1585-10	L12SS-306M-0001-SO	52	59	49	57	30 Q	60
240-1585-11	L12SS-305M-0001-SO	55	58	51	68	53	69
240-1585-12	L12SS-303M-0001-SO	58 M	57	52	69	40 M	65 M
240-1585-13	L12SS304M0001/0002SO	60	59	74 M	82 M	0 Q	65 M
240-1585-13 MS	L12SS304M0001/0002SO	60	54 M	63	73	0 Q	69 M
240-1585-13 MSD	L12SS304M0001/0002SO	62	64	67	78	0 Q	69
LCS 240-7314/2-A	Lab Control Sample	48	55	50	60	49	55
LCS 240-7317/22-A	Lab Control Sample	55	66	56	70	50	69
LCS 240-7706/22-A	Lab Control Sample	48	66	49	66	48	70
MB 240-7314/1-A	Method Blank	59	71	65	67	45	70
MB 240-7317/21-A	Method Blank	52	65	56	70	47	67
MB 240-7706/21-A	Method Blank	52	65	56	71	48	66

Surrogate Legend

FBP = 2-Fluorobiphenyl (Surr)
2FP = 2-Fluorophenol (Surr)
NBZ = Nitrobenzene-d5 (Surr)
TPH = Terphenyl-d14 (Surr)
TBP = 2,4,6-Tribromophenol (Surr)
PHL = Phenol-d5 (Surr)

Surrogate Summary

Client: Prudent Technologies, Inc
Project/Site: RVAAP

TestAmerica Job ID: 240-1585-1

Method: 8081/DOD - Organochlorine Pesticides (GC)

Matrix: Solid **Prep Type: Total/NA**

		Percent Surrogate Recovery (Acceptance Limits)			
		DCB1	DCB2	TCX1	TCX2
Lab Sample ID	Client Sample ID	(55-130)	(55-130)	(70-125)	(70-125)
240-1585-6	LL4SS416M0001/0002SO	127	203 Q	1220 Q	116
240-1585-6 MS	LL4SS416M0001/0002SO	118 M	129 M	2650 Q	119
240-1585-6 MSD	LL4SS416M0001/0002SO	124	162 Q	770 Q	94
240-1585-7	LL4SS-417M-0001-SO	106	150 Q	445 Q	108
LCS 240-7329/11-A	Lab Control Sample	101	91	180 Q	89
MB 240-7329/10-A	Method Blank	91	89	114	80

Surrogate Legend

DCB = DCB Decachlorobiphenyl

TCX = Tetrachloro-m-xylene

Method: 8082/DOD - Polychlorinated Biphenyls (PCBs) by Gas Chromatography

Matrix: Solid **Prep Type: Total/NA**

		Percent Surrogate Recovery (Acceptance Limits)			
		TCX1	TCX2	DCB1	DCB2
Lab Sample ID	Client Sample ID	(40-140)	(40-140)	(60-125)	(60-125)
240-1585-6	LL4SS416M0001/0002SO	61	72	78	117
240-1585-6 - RE	LL4SS416M0001/0002SO	70	70	80	115
240-1585-6 MS	LL4SS416M0001/0002SO	62	60	62	80
240-1585-6 MSD	LL4SS416M0001/0002SO	69	69	79	140 Q
240-1585-7	LL4SS-417M-0001-SO	62	70	68	106
LCS 240-7321/12-A	Lab Control Sample	80	79	72	73
LCS 240-9136/5-A	Lab Control Sample	75	71	79	75
MB 240-7321/11-A	Method Blank	66	69	69	60
MB 240-9136/4-A	Method Blank	75	72	75	77

Surrogate Legend

TCX = Tetrachloro-m-xylene

DCB = DCB Decachlorobiphenyl

Method: 8330/8330A - Nitroaromatics & Nitramines: Explosives (8330/A)

Matrix: Solid **Prep Type: Total**

		Percent Surrogate Recovery (Acceptance Limits)
		DNT
Lab Sample ID	Client Sample ID	(78-108)
240-1585-6	LL4SS416M0001/0002SO	88
240-1585-6 MS	LL4SS416M0001/0002SO	90
240-1585-6 MSD	LL4SS416M0001/0002SO	91
240-1585-7	LL4SS-417M-0001-SO	91
G1G080000062B	Method Blank	89
G1G080000062C	Lab Control Sample	90

Surrogate Legend

DNT = 3,4-Dinitrotoluene

Method: 8260B/DoD - Volatile Organic Compounds (GC/MS)

Lab Sample ID: MB 240-7596/6-A
Matrix: Solid
Analysis Batch: 7735

Client Sample ID: Method Blank
Prep Type: Total/NA
Prep Batch: 7596

Analyte	MB Result	MB Qualifier	LOQ	DL	Unit	D	Prepared	Analyzed	Dil Fac
1,1,1-Trichloroethane	10	U	250	21	ug/Kg		07/07/11 15:43	07/08/11 16:21	1
1,1,2,2-Tetrachloroethane	25	U	250	8.9	ug/Kg		07/07/11 15:43	07/08/11 16:21	1
1,1,2-Trichloroethane	25	U	250	12	ug/Kg		07/07/11 15:43	07/08/11 16:21	1
1,1-Dichloroethane	25	U	250	17	ug/Kg		07/07/11 15:43	07/08/11 16:21	1
1,1-Dichloroethene	25	U	250	18	ug/Kg		07/07/11 15:43	07/08/11 16:21	1
1,2-Dichloroethane	25	U	250	10	ug/Kg		07/07/11 15:43	07/08/11 16:21	1
1,2-Dichloroethene, Total	8.2	U	500	8.2	ug/Kg		07/07/11 15:43	07/08/11 16:21	1
1,2-Dichloropropane	10	U	250	8.2	ug/Kg		07/07/11 15:43	07/08/11 16:21	1
2-Butanone	100	U	1000	43	ug/Kg		07/07/11 15:43	07/08/11 16:21	1
2-Hexanone	50	U	1000	20	ug/Kg		07/07/11 15:43	07/08/11 16:21	1
4-Methyl-2-pentanone	100	U	1000	48	ug/Kg		07/07/11 15:43	07/08/11 16:21	1
Acetone	200	U	1000	170	ug/Kg		07/07/11 15:43	07/08/11 16:21	1
Benzene	25	U	250	12	ug/Kg		07/07/11 15:43	07/08/11 16:21	1
Bromoform	25	U	250	19	ug/Kg		07/07/11 15:43	07/08/11 16:21	1
Bromomethane	50	U	250	29	ug/Kg		07/07/11 15:43	07/08/11 16:21	1
Carbon disulfide	25	U	250	12	ug/Kg		07/07/11 15:43	07/08/11 16:21	1
Carbon tetrachloride	10	U	250	6.4	ug/Kg		07/07/11 15:43	07/08/11 16:21	1
Chlorobenzene	10	U	250	6.4	ug/Kg		07/07/11 15:43	07/08/11 16:21	1
Chloromethane	25	U	250	14	ug/Kg		07/07/11 15:43	07/08/11 16:21	1
cis-1,2-Dichloroethene	10	U	250	6.9	ug/Kg		07/07/11 15:43	07/08/11 16:21	1
cis-1,3-Dichloropropene	10	U	250	7.9	ug/Kg		07/07/11 15:43	07/08/11 16:21	1
Dibromochloromethane	25	U	250	12	ug/Kg		07/07/11 15:43	07/08/11 16:21	1
Bromodichloromethane	25	U	250	9.9	ug/Kg		07/07/11 15:43	07/08/11 16:21	1
Ethylbenzene	10	U	250	5.4	ug/Kg		07/07/11 15:43	07/08/11 16:21	1
Methylene Chloride	100	U	250	77	ug/Kg		07/07/11 15:43	07/08/11 16:21	1
Styrene	10	U	250	5.6	ug/Kg		07/07/11 15:43	07/08/11 16:21	1
Tetrachloroethene	25	U	250	12	ug/Kg		07/07/11 15:43	07/08/11 16:21	1
Toluene	25	U	250	17	ug/Kg		07/07/11 15:43	07/08/11 16:21	1
trans-1,2-Dichloroethene	25	U	250	9.2	ug/Kg		07/07/11 15:43	07/08/11 16:21	1
trans-1,3-Dichloropropene	25	U	250	20	ug/Kg		07/07/11 15:43	07/08/11 16:21	1
Trichloroethene	25	U	250	9.7	ug/Kg		07/07/11 15:43	07/08/11 16:21	1
Vinyl chloride	25	U	250	18	ug/Kg		07/07/11 15:43	07/08/11 16:21	1
Xylenes (total)	30	U	500	8.1	ug/Kg		07/07/11 15:43	07/08/11 16:21	1
Chloroform	25	U	250	8.8	ug/Kg		07/07/11 15:43	07/08/11 16:21	1
Bromochloromethane	25	U	250	13	ug/Kg		07/07/11 15:43	07/08/11 16:21	1
1,2-Dibromoethane	25	U	250	10	ug/Kg		07/07/11 15:43	07/08/11 16:21	1
Chloroethane	100	U	250	61	ug/Kg		07/07/11 15:43	07/08/11 16:21	1

Surrogate	*MB % Recovery*	*MB Qualifier*	*Limits*	*Prepared*	*Analyzed*	*Dil Fac*
Toluene-d8 (Surr)	*75*	*Q*	*85 - 115*	*07/07/11 15:43*	*07/08/11 16:21*	*1*
1,2-Dichloroethane-d4 (Surr)	*82*		*61 - 130*	*07/07/11 15:43*	*07/08/11 16:21*	*1*
4-Bromofluorobenzene (Surr)	*73*	*Q*	*85 - 120*	*07/07/11 15:43*	*07/08/11 16:21*	*1*
Dibromofluoromethane (Surr)	*69*		*59 - 138*	*07/07/11 15:43*	*07/08/11 16:21*	*1*

Method: 8260B/DoD - Volatile Organic Compounds (GC/MS) (Continued)

Lab Sample ID: LCS 240-7596/7-A — **Client Sample ID: Lab Control Sample**
Matrix: Solid — **Prep Type: Total/NA**
Analysis Batch: 7735 — **Prep Batch: 7596**

Analyte	Spike Added	LCS Result	LCS Qualifier	Unit	D	% Rec	% Rec. Limits
1,1,1-Trichloroethane	500	447		ug/Kg		89	70 - 135
1,1,2,2-Tetrachloroethane	500	505		ug/Kg		101	55 - 130
1,1,2-Trichloroethane	500	489		ug/Kg		98	60 - 125
1,1-Dichloroethane	500	477		ug/Kg		95	75 - 125
1,1-Dichloroethene	500	491		ug/Kg		98	65 - 135
1,2-Dichloroethane	500	480		ug/Kg		96	70 - 135
1,2-Dichloropropane	500	493		ug/Kg		99	70 - 120
2-Butanone	1000	1080		ug/Kg		108	30 - 160
2-Hexanone	1000	985	J	ug/Kg		99	45 - 145
4-Methyl-2-pentanone	1000	935	J	ug/Kg		94	45 - 145
Acetone	1000	955	J	ug/Kg		96	20 - 160
Benzene	500	480		ug/Kg		96	75 - 125
Bromoform	500	505		ug/Kg		101	55 - 135
Bromomethane	500	360		ug/Kg		72	30 - 160
Carbon disulfide	500	346		ug/Kg		69	45 - 160
Carbon tetrachloride	500	430		ug/Kg		86	65 - 135
Chlorobenzene	500	476		ug/Kg		95	75 - 125
Chloromethane	500	321		ug/Kg		64	50 - 130
cis-1,2-Dichloroethene	500	477		ug/Kg		95	65 - 125
cis-1,3-Dichloropropene	500	396		ug/Kg		79	70 - 125
Dibromochloromethane	500	433		ug/Kg		87	65 - 130
Bromodichloromethane	500	409		ug/Kg		82	70 - 130
Ethylbenzene	500	464		ug/Kg		93	75 - 125
Methylene Chloride	500	520		ug/Kg		104	55 - 140
m-Xylene & p-Xylene	1000	945		ug/Kg		95	80 - 125
o-Xylene	500	471		ug/Kg		94	75 - 125
Styrene	500	430		ug/Kg		86	75 - 125
Tetrachloroethene	500	477		ug/Kg		95	65 - 140
Toluene	500	476		ug/Kg		95	70 - 125
trans-1,2-Dichloroethene	500	468		ug/Kg		94	65 - 135
trans-1,3-Dichloropropene	500	387		ug/Kg		77	65 - 125
Trichloroethene	500	471		ug/Kg		94	75 - 125
Vinyl chloride	500	361		ug/Kg		72	60 - 125
Chloroform	500	483		ug/Kg		97	70 - 125
Bromochloromethane	500	493		ug/Kg		99	70 - 125
Chloroethane	500	367		ug/Kg		73	40 - 155

Surrogate	*LCS % Recovery*	*LCS Qualifier*	*Limits*
Toluene-d8 (Surr)	*76*	*Q*	*85 - 115*
1,2-Dichloroethane-d4 (Surr)	*80*		*61 - 130*
4-Bromofluorobenzene (Surr)	*78*	*Q*	*85 - 120*
Dibromofluoromethane (Surr)	*73*		*59 - 138*

Lab Sample ID: 240-1585-8 MS — **Client Sample ID: LL4SS416V0001/0002SO**
Matrix: Solid — **Prep Type: Total/NA**
Analysis Batch: 7735 — **Prep Batch: 7596**

Analyte	Sample Result	Sample Qualifier	Spike Added	MS Result	MS Qualifier	Unit	D	% Rec	% Rec. Limits
1,1,1-Trichloroethane	8.4	U	440	359		ug/Kg	☼	82	70 - 135

Method: 8260B/DoD - Volatile Organic Compounds (GC/MS) (Continued)

Lab Sample ID: 240-1585-8 MS | **Client Sample ID: LL4SS416V0001/0002SO**
Matrix: Solid | **Prep Type: Total/NA**
Analysis Batch: 7735 | **Prep Batch: 7596**

Analyte	Sample Result	Sample Qualifier	Spike Added	MS Result	MS Qualifier	Unit	D	% Rec	% Rec. Limits
1,1,2,2-Tetrachloroethane	21	U	440	370		ug/Kg	☼	84	55 - 130
1,1,2-Trichloroethane	21	U	440	385		ug/Kg	☼	88	60 - 125
1,1-Dichloroethane	21	U	440	379		ug/Kg	☼	86	75 - 125
1,1-Dichloroethene	21	U	440	367		ug/Kg	☼	83	65 - 135
1,2-Dichloroethane	21	U	440	379		ug/Kg	☼	86	70 - 135
1,2-Dichloropropane	8.4	U	440	378		ug/Kg	☼	86	70 - 120
2-Butanone	84	U	879	734	J	ug/Kg	☼	83	30 - 160
2-Hexanone	42	U	879	708	J	ug/Kg	☼	80	45 - 145
4-Methyl-2-pentanone	84	U	879	681	J	ug/Kg	☼	77	45 - 145
Acetone	170	U	879	712	J	ug/Kg	☼	81	20 - 160
Benzene	21	U	440	375		ug/Kg	☼	85	75 - 125
Bromoform	21	U	440	411		ug/Kg	☼	93	55 - 135
Bromomethane	42	U	440	269		ug/Kg	☼	61	30 - 160
Carbon disulfide	21	U	440	259		ug/Kg	☼	59	45 - 160
Carbon tetrachloride	8.4	U	440	325		ug/Kg	☼	74	65 - 135
Chlorobenzene	8.4	U	440	366		ug/Kg	☼	83	75 - 125
Chloromethane	21	U	440	248		ug/Kg	☼	56	50 - 130
cis-1,2-Dichloroethene	8.4	U	440	360		ug/Kg	☼	82	65 - 125
cis-1,3-Dichloropropene	8.4	U J	440	280	J	ug/Kg	☼	64	70 - 125
Dibromochloromethane	21	U	440	342		ug/Kg	☼	78	65 - 130
Bromodichloromethane	21	U	440	311		ug/Kg	☼	71	70 - 130
Ethylbenzene	8.4	U	440	363		ug/Kg	☼	82	75 - 125
Methylene Chloride	84	U	440	409		ug/Kg	☼	93	55 - 140
m-Xylene & p-Xylene	5.9		879	725		ug/Kg	☼	82	80 - 125
o-Xylene	8.4		440	362		ug/Kg	☼	82	75 - 125
Styrene	8.4	U	440	334		ug/Kg	☼	76	75 - 125
Tetrachloroethene	21	U	440	376		ug/Kg	☼	85	65 - 140
Toluene	21	U	440	374		ug/Kg	☼	85	70 - 125
trans-1,2-Dichloroethene	21	U	440	356		ug/Kg	☼	81	65 - 135
trans-1,3-Dichloropropene	21	U	440	299		ug/Kg	☼	68	65 - 125
Trichloroethene	21	U	440	361		ug/Kg	☼	82	75 - 125
Vinyl chloride	21	U	440	271		ug/Kg	☼	62	60 - 125
Chloroform	21	U	440	381		ug/Kg	☼	87	70 - 125
Bromochloromethane	21	U	440	368		ug/Kg	☼	84	70 - 125
Chloroethane	84	U	440	336		ug/Kg	☼	76	40 - 155

Surrogate	*MS % Recovery*	*MS Qualifier*	*Limits*
Toluene-d8 (Surr)	*63*	*Q*	*85 - 115*
1,2-Dichloroethane-d4 (Surr)	*68*		*61 - 130*
4-Bromofluorobenzene (Surr)	*64*	*Q*	*85 - 120*
Dibromofluoromethane (Surr)	*62*		*59 - 138*

Method: 8270C/DoD - Semivolatile Organic Compounds (GC/MS)

Lab Sample ID: MB 240-7314/1-A
Matrix: Solid
Analysis Batch: 10089

Client Sample ID: Method Blank
Prep Type: Total/NA
Prep Batch: 7314

Analyte	MB Result	MB Qualifier	LOQ	DL	Unit	D	Prepared	Analyzed	Dil Fac
Acenaphthene	3.3	U	6.7	3.3	ug/Kg		07/06/11 11:43	07/27/11 11:05	1
Acenaphthylene	3.3	U	6.7	3.3	ug/Kg		07/06/11 11:43	07/27/11 11:05	1
Anthracene	3.3	U	6.7	3.3	ug/Kg		07/06/11 11:43	07/27/11 11:05	1
Benzo[a]anthracene	3.3	U	6.7	3.3	ug/Kg		07/06/11 11:43	07/27/11 11:05	1
Benzo[b]fluoranthene	3.3	U	6.7	3.3	ug/Kg		07/06/11 11:43	07/27/11 11:05	1
Benzo[k]fluoranthene	3.3	U	6.7	3.3	ug/Kg		07/06/11 11:43	07/27/11 11:05	1
Fluoranthene	3.3	U	6.7	3.3	ug/Kg		07/06/11 11:43	07/27/11 11:05	1
Fluorene	3.3	U	6.7	3.3	ug/Kg		07/06/11 11:43	07/27/11 11:05	1
Chrysene	3.3	U	6.7	1.1	ug/Kg		07/06/11 11:43	07/27/11 11:05	1
Dibenz(a,h)anthracene	3.3	U	6.7	3.3	ug/Kg		07/06/11 11:43	07/27/11 11:05	1
Benzo[g,h,i]perylene	3.3	U	6.7	3.3	ug/Kg		07/06/11 11:43	07/27/11 11:05	1
Benzo[a]pyrene	3.3	U	6.7	3.3	ug/Kg		07/06/11 11:43	07/27/11 11:05	1
Indeno[1,2,3-cd]pyrene	3.3	U	6.7	3.3	ug/Kg		07/06/11 11:43	07/27/11 11:05	1
Naphthalene	3.3	U	6.7	3.3	ug/Kg		07/06/11 11:43	07/27/11 11:05	1
Pyrene	3.3	U	6.7	3.3	ug/Kg		07/06/11 11:43	07/27/11 11:05	1
Phenanthrene	3.3	U	6.7	3.3	ug/Kg		07/06/11 11:43	07/27/11 11:05	1

Surrogate	*MB % Recovery*	*MB Qualifier*	*Limits*	*Prepared*	*Analyzed*	*Dil Fac*
2-Fluorobiphenyl (Surr)	*59*		*45 - 105*	*07/06/11 11:43*	*07/27/11 11:05*	*1*
2-Fluorophenol (Surr)	*71*		*35 - 105*	*07/06/11 11:43*	*07/27/11 11:05*	*1*
Nitrobenzene-d5 (Surr)	*65*		*35 - 100*	*07/06/11 11:43*	*07/27/11 11:05*	*1*
Terphenyl-d14 (Surr)	*67*		*30 - 125*	*07/06/11 11:43*	*07/27/11 11:05*	*1*
2,4,6-Tribromophenol (Surr)	*45*		*35 - 125*	*07/06/11 11:43*	*07/27/11 11:05*	*1*
Phenol-d5 (Surr)	*70*		*40 - 100*	*07/06/11 11:43*	*07/27/11 11:05*	*1*

Lab Sample ID: LCS 240-7314/2-A
Matrix: Solid
Analysis Batch: 10089

Client Sample ID: Lab Control Sample
Prep Type: Total/NA
Prep Batch: 7314

Analyte	Spike Added	LCS Result	LCS Qualifier	Unit	D	% Rec	% Rec. Limits
Acenaphthene	667	337		ug/Kg		51	45 - 110
Acenaphthylene	667	342		ug/Kg		51	45 - 105
Anthracene	667	369		ug/Kg		55	55 - 105
Benzo[a]anthracene	667	354		ug/Kg		53	50 - 110
Benzo[b]fluoranthene	667	327		ug/Kg		49	45 - 115
Benzo[k]fluoranthene	667	424		ug/Kg		64	45 - 125
Fluoranthene	667	385		ug/Kg		58	55 - 115
Fluorene	667	363		ug/Kg		54	50 - 110
Chrysene	667	367		ug/Kg		55	55 - 110
Dibenz(a,h)anthracene	667	411		ug/Kg		62	40 - 125
Benzo[g,h,i]perylene	667	401		ug/Kg		60	40 - 125
Benzo[a]pyrene	667	334		ug/Kg		50	50 - 110
Indeno[1,2,3-cd]pyrene	667	410		ug/Kg		61	40 - 120
Naphthalene	667	325		ug/Kg		49	40 - 105
Pyrene	667	361		ug/Kg		54	45 - 125
Phenanthrene	667	357		ug/Kg		54	50 - 110

Surrogate	*LCS % Recovery*	*LCS Qualifier*	*Limits*
2-Fluorobiphenyl (Surr)	*48*		*45 - 105*

Method: 8270C/DoD - Semivolatile Organic Compounds (GC/MS) (Continued)

Lab Sample ID: LCS 240-7314/2-A
Matrix: Solid
Analysis Batch: 10089

Client Sample ID: Lab Control Sample
Prep Type: Total/NA
Prep Batch: 7314

Surrogate	LCS % Recovery	LCS Qualifier	Limits
2-Fluorophenol (Surr)	55		35 - 105
Nitrobenzene-d5 (Surr)	50		35 - 100
Terphenyl-d14 (Surr)	60		30 - 125
2,4,6-Tribromophenol (Surr)	49		35 - 125
Phenol-d5 (Surr)	55		40 - 100

Lab Sample ID: 240-1585-13 MS
Matrix: Solid
Analysis Batch: 10089

Client Sample ID: L12SS304M0001/0002SO
Prep Type: Total/NA
Prep Batch: 7314

Analyte	Sample Result	Sample Qualifier	Spike Added	MS Result	MS Qualifier	Unit	D	% Rec	% Rec. Limits
Acenaphthene	3800	D J	685	3770	D 4	ug/Kg	☼	-5	45 - 110
Acenaphthylene	340	D	685	703	D	ug/Kg	☼	53	45 - 105
Anthracene	10000	D J	685	10200	D 4	ug/Kg	☼	20	55 - 105
Benzo[a]anthracene	19000	D J	685	19400	D 4	ug/Kg	☼	9	50 - 110
Benzo[a]pyrene	15000	D J	685	15200	D 4	ug/Kg	☼	24	50 - 110
Benzo[b]fluoranthene	19000	D M J	685	19100	D M 4	ug/Kg	☼	-16	45 - 115
Benzo[g,h,i]perylene	8700	D J	685	8530	D 4	ug/Kg	☼	-30	40 - 125
Benzo[k]fluoranthene	8500	D M J	685	8590	D M 4	ug/Kg	☼	20	45 - 125
Chrysene	16000	D J	685	16000	D 4	ug/Kg	☼	-31	55 - 110
Dibenz(a,h)anthracene	2600	D J	685	2710	D J	ug/Kg	☼	18	40 - 125
Fluoranthene	42000	D J	685	41400	D 4	ug/Kg	☼	-52	55 - 115
Fluorene	4100	D J	685	4590	D 4	ug/Kg	☼	75	50 - 110
Indeno[1,2,3-cd]pyrene	8700	D J	685	8560	D 4	ug/Kg	☼	-15	40 - 120
Naphthalene	640	D M J	685	984	D	ug/Kg	☼	50	40 - 105
Pyrene	33000	D J	685	32500	D 4	ug/Kg	☼	-62	45 - 125
Phenanthrene	30000	D J	685	30600	D 4	ug/Kg	☼	59	50 - 110

Surrogate	MS % Recovery	MS Qualifier	Limits
2-Fluorobiphenyl (Surr)	60		45 - 105
2-Fluorophenol (Surr)	54	M	35 - 105
Nitrobenzene-d5 (Surr)	63		35 - 100
Terphenyl-d14 (Surr)	73		30 - 125
2,4,6-Tribromophenol (Surr)	0	Q	35 - 125
Phenol-d5 (Surr)	69	M	40 - 100

Lab Sample ID: 240-1585-13 MSD
Matrix: Solid
Analysis Batch: 10089

Client Sample ID: L12SS304M0001/0002SO
Prep Type: Total/NA
Prep Batch: 7314

Analyte	Sample Result	Sample Qualifier	Spike Added	MSD Result	MSD Qualifier	Unit	D	% Rec	% Rec. Limits	RPD	RPD Limit
Acenaphthene	3800	D J	685	4930	D 4	ug/Kg	☼	165	45 - 110	27	30
Acenaphthylene	340	D	685	843	D	ug/Kg	☼	74	45 - 105	18	30
Anthracene	10000	D J	685	11900	D 4	ug/Kg	☼	265	55 - 105	15	30
Benzo[a]anthracene	19000	D J	685	21000	D 4	ug/Kg	☼	241	50 - 110	8	30
Benzo[a]pyrene	15000	D J	685	16000	D 4	ug/Kg	☼	146	50 - 110	5	30
Benzo[b]fluoranthene	19000	D M J	685	20100	D M 4	ug/Kg	☼	131	45 - 115	5	30
Benzo[g,h,i]perylene	8700	D J	685	9220	D 4	ug/Kg	☼	70	40 - 125	8	30
Benzo[k]fluoranthene	8500	D M J	685	9660	D M 4	ug/Kg	☼	175	45 - 125	12	30

Method: 8270C/DoD - Semivolatile Organic Compounds (GC/MS) (Continued)

Lab Sample ID: 240-1585-13 MSD — **Client Sample ID: L12SS304M0001/0002SO**
Matrix: Solid — **Prep Type: Total/NA**
Analysis Batch: 10089 — **Prep Batch: 7314**

Analyte	Sample Result	Sample Qualifier	Spike Added	MSD Result	MSD Qualifier	Unit	D	% Rec	% Rec. Limits	RPD	RPD Limit
Chrysene	16000	D J	685	18600	D 4	ug/Kg	☼	346	55 - 110	15	30
Dibenz(a,h)anthracene	2600	D J	685	3140	D	ug/Kg	☼	82	40 - 125	15	30
Fluoranthene	42000	D J	685	46900	D 4	ug/Kg	☼	752	55 - 115	12	30
Fluorene	4100	D J	685	5350	D 4	ug/Kg	☼	185	50 - 110	15	30
Indeno[1,2,3-cd]pyrene	8700	D J	685	8530	D 4	ug/Kg	☼	-20	40 - 120	0	30
Naphthalene	640	D M J	685	1370	D J	ug/Kg	☼	106	40 - 105	33	30
Pyrene	33000	D J	685	36300	D 4	ug/Kg	☼	502	45 - 125	11	30
Phenanthrene	30000	D J	685	34600	D 4	ug/Kg	☼	641	50 - 110	12	30

Surrogate	*MSD % Recovery*	*MSD Qualifier*	*Limits*
2-Fluorobiphenyl (Surr)	*62*		*45 - 105*
2-Fluorophenol (Surr)	*64*		*35 - 105*
Nitrobenzene-d5 (Surr)	*67*		*35 - 100*
Terphenyl-d14 (Surr)	*78*		*30 - 125*
2,4,6-Tribromophenol (Surr)	*0*	*Q*	*35 - 125*
Phenol-d5 (Surr)	*69*		*40 - 100*

Lab Sample ID: MB 240-7317/21-A — **Client Sample ID: Method Blank**
Matrix: Solid — **Prep Type: Total/NA**
Analysis Batch: 8303 — **Prep Batch: 7317**

Analyte	MB Result	MB Qualifier	LOQ	DL	Unit	D	Prepared	Analyzed	Dil Fac
Acenaphthene	3.3	U	6.7	3.3	ug/Kg		07/06/11 11:47	07/12/11 18:25	1
Acenaphthylene	3.3	U	6.7	3.3	ug/Kg		07/06/11 11:47	07/12/11 18:25	1
Anthracene	3.3	U	6.7	3.3	ug/Kg		07/06/11 11:47	07/12/11 18:25	1
Benzo[a]anthracene	3.3	U	6.7	3.3	ug/Kg		07/06/11 11:47	07/12/11 18:25	1
Benzoic acid	330	U	660	330	ug/Kg		07/06/11 11:47	07/12/11 18:25	1
Benzo[b]fluoranthene	3.3	U	6.7	3.3	ug/Kg		07/06/11 11:47	07/12/11 18:25	1
Benzo[k]fluoranthene	3.3	U	6.7	3.3	ug/Kg		07/06/11 11:47	07/12/11 18:25	1
Benzyl alcohol	27	U	330	21	ug/Kg		07/06/11 11:47	07/12/11 18:25	1
Bis(2-chloroethoxy)methane	27	U	100	22	ug/Kg		07/06/11 11:47	07/12/11 18:25	1
Bis(2-chloroethyl)ether	3.3	U	100	2.0	ug/Kg		07/06/11 11:47	07/12/11 18:25	1
4-Bromophenyl phenyl ether	27	U	50	13	ug/Kg		07/06/11 11:47	07/12/11 18:25	1
Butyl benzyl phthalate	27	U	50	10	ug/Kg		07/06/11 11:47	07/12/11 18:25	1
2,4-Dimethylphenol	80	U	150	20	ug/Kg		07/06/11 11:47	07/12/11 18:25	1
Dimethyl phthalate	27	U	50	17	ug/Kg		07/06/11 11:47	07/12/11 18:25	1
4,6-Dinitro-2-methylphenol	80	U	150	80	ug/Kg		07/06/11 11:47	07/12/11 18:25	1
2,4-Dinitrophenol	80	U	330	80	ug/Kg		07/06/11 11:47	07/12/11 18:25	1
2,4-Dinitrotoluene	27	U	200	27	ug/Kg		07/06/11 11:47	07/12/11 18:25	1
2,6-Dinitrotoluene	27	U	200	21	ug/Kg		07/06/11 11:47	07/12/11 18:25	1
Fluoranthene	3.3	U	6.7	3.3	ug/Kg		07/06/11 11:47	07/12/11 18:25	1
Fluorene	3.3	U	6.7	3.3	ug/Kg		07/06/11 11:47	07/12/11 18:25	1
Hexachlorobenzene	3.3	U	6.7	2.1	ug/Kg		07/06/11 11:47	07/12/11 18:25	1
Hexachlorobutadiene	27	U	50	27	ug/Kg		07/06/11 11:47	07/12/11 18:25	1
Hexachlorocyclopentadiene	27	U	330	27	ug/Kg		07/06/11 11:47	07/12/11 18:25	1
Hexachloroethane	27	U	50	9.0	ug/Kg		07/06/11 11:47	07/12/11 18:25	1
N-Nitrosodiphenylamine	27	U	50	21	ug/Kg		07/06/11 11:47	07/12/11 18:25	1
N-Nitrosodi-n-propylamine	27	U	50	27	ug/Kg		07/06/11 11:47	07/12/11 18:25	1
1,4-Dichlorobenzene	27	U	50	20	ug/Kg		07/06/11 11:47	07/12/11 18:25	1

Method: 8270C/DoD - Semivolatile Organic Compounds (GC/MS) (Continued)

Lab Sample ID: MB 240-7317/21-A
Matrix: Solid
Analysis Batch: 8303

Client Sample ID: Method Blank
Prep Type: Total/NA
Prep Batch: 7317

Analyte	MB Result	MB Qualifier	LOQ	DL	Unit	D	Prepared	Analyzed	Dil Fac
2-Chloronaphthalene	3.3	U	50	3.3	ug/Kg		07/06/11 11:47	07/12/11 18:25	1
2-Chlorophenol	27	U	50	27	ug/Kg		07/06/11 11:47	07/12/11 18:25	1
4-Chlorophenyl phenyl ether	27	U	50	13	ug/Kg		07/06/11 11:47	07/12/11 18:25	1
Chrysene	3.3	U	6.7	1.1	ug/Kg		07/06/11 11:47	07/12/11 18:25	1
Dibenz(a,h)anthracene	3.3	U	6.7	3.3	ug/Kg		07/06/11 11:47	07/12/11 18:25	1
Dibenzofuran	3.3	U	50	3.3	ug/Kg		07/06/11 11:47	07/12/11 18:25	1
Benzo[g,h,i]perylene	3.3	U	6.7	3.3	ug/Kg		07/06/11 11:47	07/12/11 18:25	1
Benzo[a]pyrene	3.3	U	6.7	3.3	ug/Kg		07/06/11 11:47	07/12/11 18:25	1
Di-n-butyl phthalate	27	U	50	15	ug/Kg		07/06/11 11:47	07/12/11 18:25	1
1,2-Dichlorobenzene	27	U	50	9.7	ug/Kg		07/06/11 11:47	07/12/11 18:25	1
1,3-Dichlorobenzene	27	U	50	11	ug/Kg		07/06/11 11:47	07/12/11 18:25	1
3,3'-Dichlorobenzidine	80	U	100	18	ug/Kg		07/06/11 11:47	07/12/11 18:25	1
2,4-Dichlorophenol	27	U	150	20	ug/Kg		07/06/11 11:47	07/12/11 18:25	1
Diethyl phthalate	27	U	50	16	ug/Kg		07/06/11 11:47	07/12/11 18:25	1
Indeno[1,2,3-cd]pyrene	3.3	U	6.7	3.3	ug/Kg		07/06/11 11:47	07/12/11 18:25	1
Isophorone	27	U	50	13	ug/Kg		07/06/11 11:47	07/12/11 18:25	1
2-Methylnaphthalene	3.3	U	6.7	3.3	ug/Kg		07/06/11 11:47	07/12/11 18:25	1
2-Methylphenol	80	U	200	80	ug/Kg		07/06/11 11:47	07/12/11 18:25	1
Naphthalene	3.3	U	6.7	3.3	ug/Kg		07/06/11 11:47	07/12/11 18:25	1
2-Nitroaniline	27	U	200	9.1	ug/Kg		07/06/11 11:47	07/12/11 18:25	1
3-Nitroaniline	80	U	200	16	ug/Kg		07/06/11 11:47	07/12/11 18:25	1
4-Nitroaniline	27	U	200	26	ug/Kg		07/06/11 11:47	07/12/11 18:25	1
Nitrobenzene	3.3	U	100	2.2	ug/Kg		07/06/11 11:47	07/12/11 18:25	1
2-Nitrophenol	27	U	50	27	ug/Kg		07/06/11 11:47	07/12/11 18:25	1
4-Nitrophenol	80	U	330	80	ug/Kg		07/06/11 11:47	07/12/11 18:25	1
Pyrene	3.3	U	6.7	3.3	ug/Kg		07/06/11 11:47	07/12/11 18:25	1
Pentachlorophenol	80	U	150	80	ug/Kg		07/06/11 11:47	07/12/11 18:25	1
Phenanthrene	3.3	U	6.7	3.3	ug/Kg		07/06/11 11:47	07/12/11 18:25	1
1,2,4-Trichlorobenzene	27	U	50	27	ug/Kg		07/06/11 11:47	07/12/11 18:25	1
2,4,5-Trichlorophenol	27	U	150	25	ug/Kg		07/06/11 11:47	07/12/11 18:25	1
2,4,6-Trichlorophenol	80	U	150	80	ug/Kg		07/06/11 11:47	07/12/11 18:25	1
Phenol	27	U	50	27	ug/Kg		07/06/11 11:47	07/12/11 18:25	1
Carbazole	27	U	50	27	ug/Kg		07/06/11 11:47	07/12/11 18:25	1
4-Chloroaniline	27	U	150	17	ug/Kg		07/06/11 11:47	07/12/11 18:25	1
3 & 4 Methylphenol	80	U	400	20	ug/Kg		07/06/11 11:47	07/12/11 18:25	1
Bis(2-ethylhexyl) phthalate	27	U	50	19	ug/Kg		07/06/11 11:47	07/12/11 18:25	1
Di-n-octyl phthalate	27	U	50	27	ug/Kg		07/06/11 11:47	07/12/11 18:25	1
4-Chloro-3-methylphenol	27	U	150	21	ug/Kg		07/06/11 11:47	07/12/11 18:25	1
bis (2-Chloroisopropyl) ether	27	U	100	9.5	ug/Kg		07/06/11 11:47	07/12/11 18:25	1

Surrogate	*MB % Recovery*	*MB Qualifier*	*Limits*	*Prepared*	*Analyzed*	*Dil Fac*
2-Fluorobiphenyl (Surr)	*52*		*45 - 105*	*07/06/11 11:47*	*07/12/11 18:25*	*1*
2-Fluorophenol (Surr)	*65*		*35 - 105*	*07/06/11 11:47*	*07/12/11 18:25*	*1*
Nitrobenzene-d5 (Surr)	*56*		*35 - 100*	*07/06/11 11:47*	*07/12/11 18:25*	*1*
Terphenyl-d14 (Surr)	*70*		*30 - 125*	*07/06/11 11:47*	*07/12/11 18:25*	*1*
2,4,6-Tribromophenol (Surr)	*47*		*35 - 125*	*07/06/11 11:47*	*07/12/11 18:25*	*1*
Phenol-d5 (Surr)	*67*		*40 - 100*	*07/06/11 11:47*	*07/12/11 18:25*	*1*

Method: 8270C/DoD - Semivolatile Organic Compounds (GC/MS) (Continued)

Lab Sample ID: LCS 240-7317/22-A
Matrix: Solid
Analysis Batch: 8303

Client Sample ID: Lab Control Sample
Prep Type: Total/NA
Prep Batch: 7317

Analyte	Spike Added	LCS Result	LCS Qualifier	Unit	D	% Rec	% Rec. Limits
Acenaphthene	667	371		ug/Kg		56	45 - 110
Acenaphthylene	667	384		ug/Kg		58	45 - 105
Anthracene	667	412		ug/Kg		62	55 - 105
Benzo[a]anthracene	667	395		ug/Kg		59	50 - 110
Benzoic acid	667	330	U	ug/Kg		33	0 - 110
Benzo[b]fluoranthene	667	383		ug/Kg		57	45 - 115
Benzo[k]fluoranthene	667	427		ug/Kg		64	45 - 125
Benzyl alcohol	667	657		ug/Kg		98	20 - 125
Bis(2-chloroethoxy)methane	667	406		ug/Kg		61	45 - 110
Bis(2-chloroethyl)ether	667	403		ug/Kg		60	40 - 105
4-Bromophenyl phenyl ether	667	393		ug/Kg		59	45 - 115
Butyl benzyl phthalate	667	413		ug/Kg		62	50 - 125
2,4-Dimethylphenol	667	393		ug/Kg		59	30 - 105
Dimethyl phthalate	667	411		ug/Kg		62	50 - 110
4,6-Dinitro-2-methylphenol	667	407		ug/Kg		61	30 - 135
2,4-Dinitrophenol	667	348		ug/Kg		52	15 - 130
2,4-Dinitrotoluene	667	453		ug/Kg		68	50 - 115
2,6-Dinitrotoluene	667	439		ug/Kg		66	50 - 110
Fluoranthene	667	423		ug/Kg		63	55 - 115
Fluorene	667	388		ug/Kg		58	50 - 110
Hexachlorobenzene	667	403		ug/Kg		60	45 - 120
Hexachlorobutadiene	667	349		ug/Kg		52	40 - 115
Hexachloroethane	667	360		ug/Kg		54	35 - 110
N-Nitrosodiphenylamine	667	400		ug/Kg		60	50 - 115
N-Nitrosodi-n-propylamine	667	409		ug/Kg		61	40 - 115
1,4-Dichlorobenzene	667	351		ug/Kg		53	35 - 105
2-Chloronaphthalene	667	376		ug/Kg		56	45 - 105
2-Chlorophenol	667	417		ug/Kg		62	45 - 105
4-Chlorophenyl phenyl ether	667	407		ug/Kg		61	45 - 110
Chrysene	667	410		ug/Kg		61	55 - 110
Dibenz(a,h)anthracene	667	448		ug/Kg		67	40 - 125
Dibenzofuran	667	387		ug/Kg		58	50 - 105
Benzo[g,h,i]perylene	667	438		ug/Kg		66	40 - 125
Benzo[a]pyrene	667	369		ug/Kg		55	50 - 110
Di-n-butyl phthalate	667	439		ug/Kg		66	55 - 110
1,2-Dichlorobenzene	667	377		ug/Kg		56	45 - 110
1,3-Dichlorobenzene	667	358		ug/Kg		54	40 - 100
3,3'-Dichlorobenzidine	667	278		ug/Kg		42	10 - 130
2,4-Dichlorophenol	667	412		ug/Kg		62	45 - 110
Diethyl phthalate	667	419		ug/Kg		63	50 - 115
Indeno[1,2,3-cd]pyrene	667	433		ug/Kg		65	40 - 120
Isophorone	667	387		ug/Kg		58	45 - 110
2-Methylnaphthalene	667	461		ug/Kg		69	45 - 105
2-Methylphenol	667	460		ug/Kg		69	40 - 105
Naphthalene	667	370		ug/Kg		55	40 - 105
2-Nitroaniline	667	425		ug/Kg		64	45 - 120
3-Nitroaniline	667	385		ug/Kg		58	25 - 110
4-Nitroaniline	667	402		ug/Kg		60	35 - 115
Nitrobenzene	667	384		ug/Kg		58	40 - 115

Method: 8270C/DoD - Semivolatile Organic Compounds (GC/MS) (Continued)

Lab Sample ID: LCS 240-7317/22-A
Matrix: Solid
Analysis Batch: 8303

Client Sample ID: Lab Control Sample
Prep Type: Total/NA
Prep Batch: 7317

Analyte	Spike Added	LCS Result	LCS Qualifier	Unit	D	% Rec	% Rec. Limits
2-Nitrophenol	667	395		ug/Kg		59	40 - 110
4-Nitrophenol	667	352		ug/Kg		53	15 - 140
Pyrene	667	402		ug/Kg		60	45 - 125
Pentachlorophenol	667	325		ug/Kg		49	25 - 120
Phenanthrene	667	400		ug/Kg		60	50 - 110
1,2,4-Trichlorobenzene	667	355		ug/Kg		53	45 - 110
2,4,5-Trichlorophenol	667	401		ug/Kg		60	50 - 110
2,4,6-Trichlorophenol	667	355		ug/Kg		53	45 - 110
Phenol	667	439		ug/Kg		66	40 - 100
Carbazole	667	406		ug/Kg		61	45 - 115
4-Chloroaniline	667	343		ug/Kg		51	10 - 110
3 & 4 Methylphenol	1330	867		ug/Kg		65	40 - 105
Bis(2-ethylhexyl) phthalate	667	443		ug/Kg		66	45 - 125
Di-n-octyl phthalate	667	442		ug/Kg		66	40 - 130
4-Chloro-3-methylphenol	667	438		ug/Kg		66	45 - 115
bis (2-Chloroisopropyl) ether	667	405		ug/Kg		61	20 - 115

Surrogate	*LCS % Recovery*	*LCS Qualifier*	*Limits*
2-Fluorobiphenyl (Surr)	*55*		*45 - 105*
2-Fluorophenol (Surr)	*66*		*35 - 105*
Nitrobenzene-d5 (Surr)	*56*		*35 - 100*
Terphenyl-d14 (Surr)	*70*		*30 - 125*
2,4,6-Tribromophenol (Surr)	*50*		*35 - 125*
Phenol-d5 (Surr)	*69*		*40 - 100*

Lab Sample ID: 240-1585-2 MS
Matrix: Solid
Analysis Batch: 9528

Client Sample ID: LL4SS414M0001/0002SO
Prep Type: Total/NA
Prep Batch: 7317

Analyte	Sample Result	Sample Qualifier	Spike Added	MS Result	MS Qualifier	Unit	D	% Rec	% Rec. Limits
Acenaphthene	3.4	U	683	408		ug/Kg	☼	60	45 - 110
Acenaphthylene	7.9		683	415		ug/Kg	☼	60	45 - 105
Anthracene	31		683	448		ug/Kg	☼	61	55 - 105
Benzo[a]anthracene	57		683	504		ug/Kg	☼	65	50 - 110
Benzo[a]pyrene	60		683	450		ug/Kg	☼	57	50 - 110
Benzo[b]fluoranthene	140	M	683	558		ug/Kg	☼	61	45 - 115
Benzo[g,h,i]perylene	49		683	498		ug/Kg	☼	66	40 - 125
Benzo[k]fluoranthene	56	M	683	538		ug/Kg	☼	70	45 - 125
Chrysene	130		683	557		ug/Kg	☼	62	55 - 110
Dibenz(a,h)anthracene	13		683	479		ug/Kg	☼	68	40 - 125
Fluoranthene	77		683	520		ug/Kg	☼	65	55 - 115
Fluorene	3.4	U	683	451		ug/Kg	☼	66	50 - 110
Indeno[1,2,3-cd]pyrene	46		683	495		ug/Kg	☼	66	40 - 120
Naphthalene	3.4	U	683	360		ug/Kg	☼	53	40 - 105
Pyrene	140		683	592		ug/Kg	☼	66	45 - 125
Phenanthrene	27		683	441		ug/Kg	☼	61	50 - 110

Surrogate	*MS % Recovery*	*MS Qualifier*	*Limits*
2-Fluorobiphenyl (Surr)	*55*		*45 - 105*

Method: 8270C/DoD - Semivolatile Organic Compounds (GC/MS) (Continued)

Lab Sample ID: 240-1585-2 MS
Matrix: Solid
Analysis Batch: 9528

Client Sample ID: LL4SS414M0001/0002SO
Prep Type: Total/NA
Prep Batch: 7317

Surrogate	MS % Recovery	MS Qualifier	Limits
2-Fluorophenol (Surr)	63		35 - 105
Nitrobenzene-d5 (Surr)	51		35 - 100
Terphenyl-d14 (Surr)	73		30 - 125
2,4,6-Tribromophenol (Surr)	66		35 - 125
Phenol-d5 (Surr)	67		40 - 100

Lab Sample ID: 240-1585-2 MSD
Matrix: Solid
Analysis Batch: 10089

Client Sample ID: LL4SS414M0001/0002SO
Prep Type: Total/NA
Prep Batch: 7317

Analyte	Sample Result	Sample Qualifier	Spike Added	MSD Result	MSD Qualifier	Unit	D	% Rec	% Rec. Limits	RPD	RPD Limit
Acenaphthene	3.4	U	681	366		ug/Kg	☼	54	45 - 110	11	30
Acenaphthylene	7.9		681	369		ug/Kg	☼	53	45 - 105	12	30
Anthracene	31		681	372	J	ug/Kg	☼	50	55 - 105	19	30
Benzo[a]anthracene	57		681	423		ug/Kg	☼	54	50 - 110	17	30
Benzo[a]pyrene	60		681	391	J	ug/Kg	☼	49	50 - 110	14	30
Benzo[b]fluoranthene	140	M	681	518		ug/Kg	☼	55	45 - 115	7	30
Benzo[g,h,i]perylene	49		681	435		ug/Kg	☼	57	40 - 125	13	30
Benzo[k]fluoranthene	56	M	681	456		ug/Kg	☼	59	45 - 125	16	30
Chrysene	130		681	474	J	ug/Kg	☼	50	55 - 110	16	30
Dibenz(a,h)anthracene	13		681	410		ug/Kg	☼	58	40 - 125	16	30
Fluoranthene	77		681	434	J	ug/Kg	☼	52	55 - 115	18	30
Fluorene	3.4	U	681	390		ug/Kg	☼	57	50 - 110	15	30
Indeno[1,2,3-cd]pyrene	46		681	431		ug/Kg	☼	56	40 - 120	14	30
Naphthalene	3.4	U	681	335		ug/Kg	☼	49	40 - 105	7	30
Pyrene	140		681	498		ug/Kg	☼	53	45 - 125	17	30
Phenanthrene	27		681	383		ug/Kg	☼	52	50 - 110	14	30

Surrogate	MSD % Recovery	MSD Qualifier	Limits
2-Fluorobiphenyl (Surr)	48		45 - 105
2-Fluorophenol (Surr)	58		35 - 105
Nitrobenzene-d5 (Surr)	46		35 - 100
Terphenyl-d14 (Surr)	62		30 - 125
2,4,6-Tribromophenol (Surr)	56		35 - 125
Phenol-d5 (Surr)	66		40 - 100

Lab Sample ID: 240-1585-6 MS
Matrix: Solid
Analysis Batch: 11019

Client Sample ID: LL4SS416M0001/0002SO
Prep Type: Total/NA
Prep Batch: 7317

Analyte	Sample Result	Sample Qualifier	Spike Added	MS Result	MS Qualifier	Unit	D	% Rec	% Rec. Limits
Acenaphthene	3.4	U	678	375		ug/Kg	☼	55	45 - 110
Acenaphthylene	24		678	397		ug/Kg	☼	55	45 - 105
Anthracene	46	J	678	417		ug/Kg	☼	55	55 - 105
Benzo[a]anthracene	110		678	466		ug/Kg	☼	52	50 - 110
Benzoic acid	340	U J	678	445	J	ug/Kg	☼	66	0 - 110
Benzo[b]fluoranthene	270	M	678	719		ug/Kg	☼	66	45 - 115
Benzo[k]fluoranthene	120	M	678	489		ug/Kg	☼	54	45 - 125
Benzyl alcohol	28	U	678	445		ug/Kg	☼	66	20 - 125

Method: 8270C/DoD - Semivolatile Organic Compounds (GC/MS) (Continued)

Lab Sample ID: 240-1585-6 MS
Matrix: Solid
Analysis Batch: 11019

Client Sample ID: LL4SS416M0001/0002SO
Prep Type: Total/NA
Prep Batch: 7317

Analyte	Sample Result	Sample Qualifier	Spike Added	MS Result	MS Qualifier	Unit	D	% Rec	% Rec. Limits
Bis(2-chloroethoxy)methane	28	U	678	363		ug/Kg	☼	54	45 - 110
Bis(2-chloroethyl)ether	3.4	U	678	355		ug/Kg	☼	52	40 - 105
4-Bromophenyl phenyl ether	28	U	678	395		ug/Kg	☼	58	45 - 115
Butyl benzyl phthalate	28	U	678	426		ug/Kg	☼	63	50 - 125
2,4-Dimethylphenol	82	U	678	346		ug/Kg	☼	51	30 - 105
Dimethyl phthalate	28	U	678	405		ug/Kg	☼	60	50 - 110
4,6-Dinitro-2-methylphenol	82	U J	678	337		ug/Kg	☼	50	30 - 135
2,4-Dinitrophenol	82	U J	678	284	J	ug/Kg	☼	42	15 - 130
2,4-Dinitrotoluene	28	U	678	424		ug/Kg	☼	63	50 - 115
2,6-Dinitrotoluene	28	U	678	436		ug/Kg	☼	64	50 - 110
Fluoranthene	250	J	678	561	J	ug/Kg	☼	46	55 - 115
Fluorene	9.7		678	393		ug/Kg	☼	56	50 - 110
Hexachlorobenzene	3.4	U	678	386		ug/Kg	☼	57	45 - 120
Hexachlorobutadiene	28	U	678	280		ug/Kg	☼	41	40 - 115
Hexachloroethane	28	U	678	262		ug/Kg	☼	39	35 - 110
N-Nitrosodiphenylamine	28	U	678	390		ug/Kg	☼	58	50 - 115
N-Nitrosodi-n-propylamine	28	U	678	384		ug/Kg	☼	57	40 - 115
1,4-Dichlorobenzene	28	U	678	275		ug/Kg	☼	41	35 - 105
2-Chloronaphthalene	3.4	U	678	368		ug/Kg	☼	54	45 - 105
2-Chlorophenol	28	U	678	392		ug/Kg	☼	58	45 - 105
4-Chlorophenyl phenyl ether	28	U	678	402		ug/Kg	☼	59	45 - 110
Chrysene	210	J	678	550	J	ug/Kg	☼	51	55 - 110
Dibenz(a,h)anthracene	28		678	462		ug/Kg	☼	64	40 - 125
Dibenzofuran	18	J	678	416		ug/Kg	☼	59	50 - 105
Benzo[g,h,i]perylene	140		678	565		ug/Kg	☼	63	40 - 125
Benzo[a]pyrene	130	J	678	469		ug/Kg	☼	50	50 - 110
Di-n-butyl phthalate	18	J	678	413		ug/Kg	☼	58	55 - 110
1,2-Dichlorobenzene	28	U J	678	292	J	ug/Kg	☼	43	45 - 95
1,3-Dichlorobenzene	28	U J	678	257	J	ug/Kg	☼	38	40 - 100
3,3'-Dichlorobenzidine	82	U J	678	81	U J	ug/Kg	☼	0	10 - 130
2,4-Dichlorophenol	28	U	678	400		ug/Kg	☼	59	45 - 110
Diethyl phthalate	28	U	678	401		ug/Kg	☼	59	50 - 115
Indeno[1,2,3-cd]pyrene	100		678	529		ug/Kg	☼	63	40 - 120
Isophorone	28	U	678	345		ug/Kg	☼	51	45 - 110
2-Methylnaphthalene	45		678	476		ug/Kg	☼	64	45 - 105
2-Methylphenol	82	U	678	434		ug/Kg	☼	64	40 - 105
Naphthalene	31		678	369		ug/Kg	☼	50	40 - 105
2-Nitroaniline	28	U	678	429		ug/Kg	☼	63	45 - 120
3-Nitroaniline	82	U J	678	136	J	ug/Kg	☼	20	25 - 110
4-Nitroaniline	28	U J	678	27	U J	ug/Kg	☼	0	35 - 115
Nitrobenzene	3.4	U	678	330		ug/Kg	☼	49	40 - 115
2-Nitrophenol	28	U	678	342		ug/Kg	☼	51	40 - 110
4-Nitrophenol	82	U	678	416		ug/Kg	☼	61	15 - 140
Pyrene	230		678	538		ug/Kg	☼	46	45 - 125
Pentachlorophenol	82	U J	678	273		ug/Kg	☼	40	25 - 120
Phenanthrene	110		678	462		ug/Kg	☼	51	50 - 110
1,2,4-Trichlorobenzene	28	U	678	303		ug/Kg	☼	45	45 - 110
2,4,5-Trichlorophenol	28	U	678	405		ug/Kg	☼	60	50 - 110
2,4,6-Trichlorophenol	82	U	678	384		ug/Kg	☼	57	45 - 110
Phenol	28	U	678	464		ug/Kg	☼	68	40 - 100

Method: 8270C/DoD - Semivolatile Organic Compounds (GC/MS) (Continued)

Lab Sample ID: 240-1585-6 MS — **Client Sample ID: LL4SS416M0001/0002SO**
Matrix: Solid — **Prep Type: Total/NA**
Analysis Batch: 11019 — **Prep Batch: 7317**

Analyte	Sample Result	Sample Qualifier	Spike Added	MS Result	MS Qualifier	Unit	D	% Rec	% Rec. Limits
Carbazole	28	U	678	396		ug/Kg	☼	58	45 - 115
4-Chloroaniline	28	U J	678	27	U J	ug/Kg	☼	0	10 - 95
3 & 4 Methylphenol	82	U	1360	881		ug/Kg	☼	65	40 - 105
Bis(2-ethylhexyl) phthalate	130		678	511		ug/Kg	☼	57	45 - 125
Di-n-octyl phthalate	28	U	678	435		ug/Kg	☼	64	40 - 130
4-Chloro-3-methylphenol	28	U	678	439		ug/Kg	☼	65	45 - 115
bis (2-Chloroisopropyl) ether	28	U	678	372		ug/Kg	☼	55	20 - 115

Surrogate	*MS % Recovery*	*MS Qualifier*	*Limits*
2-Fluorobiphenyl (Surr)	*51*		*45 - 105*
2-Fluorophenol (Surr)	*56*		*35 - 105*
Nitrobenzene-d5 (Surr)	*46*		*35 - 100*
Terphenyl-d14 (Surr)	*64*		*30 - 125*
2,4,6-Tribromophenol (Surr)	*54*		*35 - 125*
Phenol-d5 (Surr)	*65*		*40 - 100*

Lab Sample ID: 240-1585-6 MSD — **Client Sample ID: LL4SS416M0001/0002SO**
Matrix: Solid — **Prep Type: Total/NA**
Analysis Batch: 9080 — **Prep Batch: 7317**

Analyte	Sample Result	Sample Qualifier	Spike Added	MSD Result	MSD Qualifier	Unit	D	% Rec	% Rec. Limits	RPD	RPD Limit
Acenaphthene	3.4	U	680	377		ug/Kg	☼	55	45 - 110	0	30
Acenaphthylene	24		680	394		ug/Kg	☼	54	45 - 105	1	30
Anthracene	46	J	680	400	J	ug/Kg	☼	52	55 - 105	4	30
Benzo[a]anthracene	110		680	490		ug/Kg	☼	56	50 - 110	5	30
Benzoic acid	340	U J	680	340	U J	ug/Kg	☼	0	0 - 110	200	30
Benzo[b]fluoranthene	270	M	680	594		ug/Kg	☼	47	45 - 115	19	30
Benzo[k]fluoranthene	120	M	680	534		ug/Kg	☼	61	45 - 125	9	30
Benzyl alcohol	28	U	680	459		ug/Kg	☼	68	20 - 125	3	30
Bis(2-chloroethoxy)methane	28	U	680	426		ug/Kg	☼	63	45 - 110	16	30
Bis(2-chloroethyl)ether	3.4	U	680	468		ug/Kg	☼	69	40 - 105	27	30
4-Bromophenyl phenyl ether	28	U	680	369		ug/Kg	☼	54	45 - 115	7	30
Butyl benzyl phthalate	28	U	680	411		ug/Kg	☼	61	50 - 125	3	30
2,4-Dimethylphenol	82	U	680	334		ug/Kg	☼	49	30 - 105	4	30
Dimethyl phthalate	28	U	680	390		ug/Kg	☼	57	50 - 110	4	30
4,6-Dinitro-2-methylphenol	82	U J	680	141	J	ug/Kg	☼	21	30 - 135	82	30
2,4-Dinitrophenol	82	U J	680	95.9	J	ug/Kg	☼	14	15 - 130	99	30
2,4-Dinitrotoluene	28	U	680	378		ug/Kg	☼	56	50 - 115	12	30
2,6-Dinitrotoluene	28	U	680	400		ug/Kg	☼	59	50 - 110	9	30
Fluoranthene	250	J	680	577	J	ug/Kg	☼	49	55 - 115	3	30
Fluorene	9.7		680	387		ug/Kg	☼	55	50 - 110	1	30
Hexachlorobenzene	3.4	U	680	363		ug/Kg	☼	53	45 - 120	6	30
Hexachlorobutadiene	28	U	680	334		ug/Kg	☼	49	40 - 115	18	30
Hexachloroethane	28	U	680	299		ug/Kg	☼	44	35 - 110	13	30
N-Nitrosodiphenylamine	28	U	680	372		ug/Kg	☼	55	50 - 115	5	30
N-Nitrosodi-n-propylamine	28	U	680	416		ug/Kg	☼	61	40 - 115	8	30
1,4-Dichlorobenzene	28	U	680	355		ug/Kg	☼	52	35 - 105	26	30
2-Chloronaphthalene	3.4	U	680	382		ug/Kg	☼	56	45 - 105	4	30
2-Chlorophenol	28	U	680	422		ug/Kg	☼	62	45 - 105	7	30

Method: 8270C/DoD - Semivolatile Organic Compounds (GC/MS) (Continued)

Lab Sample ID: 240-1585-6 MSD | **Client Sample ID: LL4SS416M0001/0002SO**
Matrix: Solid | **Prep Type: Total/NA**
Analysis Batch: 9080 | **Prep Batch: 7317**

Analyte	Sample Result	Sample Qualifier	Spike Added	MSD Result	MSD Qualifier	Unit	D	% Rec	% Rec. Limits	RPD	RPD Limit
4-Chlorophenyl phenyl ether	28	U	680	387		ug/Kg	☼	57	45 - 110	4	30
Chrysene	210	J	680	526	J	ug/Kg	☼	47	55 - 110	4	30
Dibenz(a,h)anthracene	28		680	415		ug/Kg	☼	57	40 - 125	11	30
Dibenzofuran	18	J	680	399		ug/Kg	☼	56	50 - 105	4	30
Benzo[g,h,i]perylene	140		680	503		ug/Kg	☼	53	40 - 125	12	30
Benzo[a]pyrene	130	J	680	450	J	ug/Kg	☼	47	50 - 110	4	30
Di-n-butyl phthalate	18	J	680	410		ug/Kg	☼	58	55 - 110	1	30
1,2-Dichlorobenzene	28	U J	680	373		ug/Kg	☼	55	45 - 95	24	30
1,3-Dichlorobenzene	28	U J	680	363	J	ug/Kg	☼	53	40 - 100	34	30
3,3'-Dichlorobenzidine	82	U J	680	82	U J	ug/Kg	☼	0	10 - 130	NC	30
2,4-Dichlorophenol	28	U	680	434		ug/Kg	☼	64	45 - 110	8	30
Diethyl phthalate	28	U	680	399		ug/Kg	☼	59	50 - 115	1	30
Indeno[1,2,3-cd]pyrene	100		680	470		ug/Kg	☼	54	40 - 120	12	30
Isophorone	28	U	680	395		ug/Kg	☼	58	45 - 110	14	30
2-Methylnaphthalene	45		680	520		ug/Kg	☼	70	45 - 105	9	30
2-Methylphenol	82	U	680	464		ug/Kg	☼	68	40 - 105	7	30
Naphthalene	31		680	415		ug/Kg	☼	56	40 - 105	12	30
2-Nitroaniline	28	U	680	424		ug/Kg	☼	62	45 - 120	1	30
3-Nitroaniline	82	U J	680	158	J	ug/Kg	☼	23	25 - 110	15	30
4-Nitroaniline	28	U J	680	218	J	ug/Kg	☼	32	35 - 115	200	30
Nitrobenzene	3.4	U	680	394		ug/Kg	☼	58	40 - 115	18	30
2-Nitrophenol	28	U	680	388		ug/Kg	☼	57	40 - 110	12	30
4-Nitrophenol	82	U	680	386		ug/Kg	☼	57	15 - 140	7	30
Pyrene	230		680	569		ug/Kg	☼	50	45 - 125	5	30
Pentachlorophenol	82	U J	680	120	J	ug/Kg	☼	18	25 - 120	77	30
Phenanthrene	110		680	488		ug/Kg	☼	55	50 - 110	5	30
1,2,4-Trichlorobenzene	28	U	680	350		ug/Kg	☼	51	45 - 110	14	30
2,4,5-Trichlorophenol	28	U	680	380		ug/Kg	☼	56	50 - 110	6	30
2,4,6-Trichlorophenol	82	U	680	362		ug/Kg	☼	53	45 - 110	6	30
Phenol	28	U	680	476		ug/Kg	☼	70	40 - 100	3	30
Carbazole	28	U	680	392		ug/Kg	☼	58	45 - 115	1	30
4-Chloroaniline	28	U J	680	105	J	ug/Kg	☼	15	10 - 95	200	30
3 & 4 Methylphenol	82	U	1360	898		ug/Kg	☼	66	40 - 105	2	30
Bis(2-ethylhexyl) phthalate	130		680	559		ug/Kg	☼	63	45 - 125	9	30
Di-n-octyl phthalate	28	U	680	422		ug/Kg	☼	62	40 - 130	3	30
4-Chloro-3-methylphenol	28	U	680	434		ug/Kg	☼	64	45 - 115	1	30
bis (2-Chloroisopropyl) ether	28	U	680	436		ug/Kg	☼	64	20 - 115	16	30

Surrogate	*MSD % Recovery*	*MSD Qualifier*	*Limits*
2-Fluorobiphenyl (Surr)	*54*		*45 - 105*
2-Fluorophenol (Surr)	*65*		*35 - 105*
Nitrobenzene-d5 (Surr)	*54*		*35 - 100*
Terphenyl-d14 (Surr)	*61*		*30 - 125*
2,4,6-Tribromophenol (Surr)	*46*		*35 - 125*
Phenol-d5 (Surr)	*70*		*40 - 100*

Method: 8270C/DoD - Semivolatile Organic Compounds (GC/MS) (Continued)

Lab Sample ID: MB 240-7706/21-A
Matrix: Solid
Analysis Batch: 10089

Client Sample ID: Method Blank
Prep Type: Total/NA
Prep Batch: 7706

Analyte	MB Result	MB Qualifier	LOQ	DL	Unit	D	Prepared	Analyzed	Dil Fac
Acenaphthene	3.3	U	6.7	3.3	ug/Kg		07/08/11 11:44	07/27/11 11:43	1
Acenaphthylene	3.3	U	6.7	3.3	ug/Kg		07/08/11 11:44	07/27/11 11:43	1
Anthracene	3.3	U	6.7	3.3	ug/Kg		07/08/11 11:44	07/27/11 11:43	1
Benzo[a]anthracene	3.3	U	6.7	3.3	ug/Kg		07/08/11 11:44	07/27/11 11:43	1
Benzo[b]fluoranthene	3.3	U	6.7	3.3	ug/Kg		07/08/11 11:44	07/27/11 11:43	1
Benzo[k]fluoranthene	3.3	U	6.7	3.3	ug/Kg		07/08/11 11:44	07/27/11 11:43	1
Fluoranthene	3.3	U	6.7	3.3	ug/Kg		07/08/11 11:44	07/27/11 11:43	1
Fluorene	3.3	U	6.7	3.3	ug/Kg		07/08/11 11:44	07/27/11 11:43	1
Chrysene	3.3	U	6.7	1.1	ug/Kg		07/08/11 11:44	07/27/11 11:43	1
Dibenz(a,h)anthracene	3.3	U	6.7	3.3	ug/Kg		07/08/11 11:44	07/27/11 11:43	1
Benzo[g,h,i]perylene	3.3	U	6.7	3.3	ug/Kg		07/08/11 11:44	07/27/11 11:43	1
Benzo[a]pyrene	3.3	U	6.7	3.3	ug/Kg		07/08/11 11:44	07/27/11 11:43	1
Indeno[1,2,3-cd]pyrene	3.3	U	6.7	3.3	ug/Kg		07/08/11 11:44	07/27/11 11:43	1
Naphthalene	3.3	U	6.7	3.3	ug/Kg		07/08/11 11:44	07/27/11 11:43	1
Pyrene	3.3	U	6.7	3.3	ug/Kg		07/08/11 11:44	07/27/11 11:43	1
Phenanthrene	3.3	U	6.7	3.3	ug/Kg		07/08/11 11:44	07/27/11 11:43	1

Surrogate	*MB % Recovery*	*MB Qualifier*	*Limits*	*Prepared*	*Analyzed*	*Dil Fac*
2-Fluorobiphenyl (Surr)	*52*		*45 - 105*	*07/08/11 11:44*	*07/27/11 11:43*	*1*
2-Fluorophenol (Surr)	*65*		*35 - 105*	*07/08/11 11:44*	*07/27/11 11:43*	*1*
Nitrobenzene-d5 (Surr)	*56*		*35 - 100*	*07/08/11 11:44*	*07/27/11 11:43*	*1*
Terphenyl-d14 (Surr)	*71*		*30 - 125*	*07/08/11 11:44*	*07/27/11 11:43*	*1*
2,4,6-Tribromophenol (Surr)	*48*		*35 - 125*	*07/08/11 11:44*	*07/27/11 11:43*	*1*
Phenol-d5 (Surr)	*66*		*40 - 100*	*07/08/11 11:44*	*07/27/11 11:43*	*1*

Lab Sample ID: LCS 240-7706/22-A
Matrix: Solid
Analysis Batch: 10479

Client Sample ID: Lab Control Sample
Prep Type: Total/NA
Prep Batch: 7706

Analyte	Spike Added	LCS Result	LCS Qualifier	Unit	D	% Rec	% Rec. Limits
Acenaphthene	667	350		ug/Kg		52	45 - 110
Acenaphthylene	667	377		ug/Kg		57	45 - 105
Anthracene	667	385		ug/Kg		58	55 - 105
Benzo[a]anthracene	667	377		ug/Kg		56	50 - 110
Benzo[b]fluoranthene	667	351		ug/Kg		53	45 - 115
Benzo[k]fluoranthene	667	430		ug/Kg		64	45 - 125
Fluoranthene	667	411		ug/Kg		62	55 - 115
Fluorene	667	365		ug/Kg		55	50 - 110
Chrysene	667	399		ug/Kg		60	55 - 110
Dibenz(a,h)anthracene	667	432		ug/Kg		65	40 - 125
Benzo[g,h,i]perylene	667	434		ug/Kg		65	40 - 125
Benzo[a]pyrene	667	356		ug/Kg		53	50 - 110
Indeno[1,2,3-cd]pyrene	667	429		ug/Kg		64	40 - 120
Naphthalene	667	294		ug/Kg		44	40 - 105
Pyrene	667	392		ug/Kg		59	45 - 125
Phenanthrene	667	374		ug/Kg		56	50 - 110

Surrogate	*LCS % Recovery*	*LCS Qualifier*	*Limits*
2-Fluorobiphenyl (Surr)	*48*		*45 - 105*

Method: 8270C/DoD - Semivolatile Organic Compounds (GC/MS) (Continued)

Lab Sample ID: LCS 240-7706/22-A — **Client Sample ID: Lab Control Sample**
Matrix: Solid — **Prep Type: Total/NA**
Analysis Batch: 10479 — **Prep Batch: 7706**

Surrogate	LCS % Recovery	LCS Qualifier	Limits
2-Fluorophenol (Surr)	66		35 - 105
Nitrobenzene-d5 (Surr)	49		35 - 100
Terphenyl-d14 (Surr)	66		30 - 125
2,4,6-Tribromophenol (Surr)	48		35 - 125
Phenol-d5 (Surr)	70		40 - 100

Method: 8081/DOD - Organochlorine Pesticides (GC)

Lab Sample ID: MB 240-7329/10-A — **Client Sample ID: Method Blank**
Matrix: Solid — **Prep Type: Total/NA**
Analysis Batch: 10143 — **Prep Batch: 7329**

Analyte	MB Result	MB Qualifier	LOQ	DL	Unit	D	Prepared	Analyzed	Dil Fac
4,4'-DDD	0.67	U	2.0	0.62	ug/Kg		07/06/11 12:38	07/29/11 20:10	1
4,4'-DDE	0.67	U	1.7	0.39	ug/Kg		07/06/11 12:38	07/29/11 20:10	1
4,4'-DDT	0.67	U	2.0	0.63	ug/Kg		07/06/11 12:38	07/29/11 20:10	1
Aldrin	1.3	U	4.0	1.2	ug/Kg		07/06/11 12:38	07/29/11 20:10	1
alpha-BHC	1.3	U	2.5	0.73	ug/Kg		07/06/11 12:38	07/29/11 20:10	1
alpha-Chlordane	1.3	U	3.0	0.94	ug/Kg		07/06/11 12:38	07/29/11 20:10	1
beta-BHC	1.3	U	3.5	1.1	ug/Kg		07/06/11 12:38	07/29/11 20:10	1
delta-BHC	1.3	U	4.0	1.2	ug/Kg		07/06/11 12:38	07/29/11 20:10	1
Dieldrin	0.67	U	1.7	0.47	ug/Kg		07/06/11 12:38	07/29/11 20:10	1
Endosulfan I	0.67	U	1.7	0.52	ug/Kg		07/06/11 12:38	07/29/11 20:10	1
Endosulfan II	1.3	U	2.5	0.82	ug/Kg		07/06/11 12:38	07/29/11 20:10	1
Endosulfan sulfate	1.3	U	3.0	0.87	ug/Kg		07/06/11 12:38	07/29/11 20:10	1
Endrin	0.67	U	1.7	0.50	ug/Kg		07/06/11 12:38	07/29/11 20:10	1
Endrin aldehyde	1.3	U	3.0	1.0	ug/Kg		07/06/11 12:38	07/29/11 20:10	1
Endrin ketone	0.67	U	2.0	0.63	ug/Kg		07/06/11 12:38	07/29/11 20:10	1
gamma-BHC (Lindane)	1.3	U	2.5	0.74	ug/Kg		07/06/11 12:38	07/29/11 20:10	1
gamma-Chlordane	0.67	U	1.7	0.42	ug/Kg		07/06/11 12:38	07/29/11 20:10	1
Heptachlor	1.3	U	3.5	1.1	ug/Kg		07/06/11 12:38	07/29/11 20:10	1
Heptachlor epoxide	1.3	U	2.5	0.80	ug/Kg		07/06/11 12:38	07/29/11 20:10	1
Methoxychlor	3.3	U	5.0	1.5	ug/Kg		07/06/11 12:38	07/29/11 20:10	1
Toxaphene	20	U	67	19	ug/Kg		07/06/11 12:38	07/29/11 20:10	1

Surrogate	MB % Recovery	MB Qualifier	Limits	Prepared	Analyzed	Dil Fac
DCB Decachlorobiphenyl	91		55 - 130	07/06/11 12:38	07/29/11 20:10	1
DCB Decachlorobiphenyl	89		55 - 130	07/06/11 12:38	07/29/11 20:10	1
Tetrachloro-m-xylene	114		70 - 125	07/06/11 12:38	07/29/11 20:10	1
Tetrachloro-m-xylene	80		70 - 125	07/06/11 12:38	07/29/11 20:10	1

Lab Sample ID: LCS 240-7329/11-A — **Client Sample ID: Lab Control Sample**
Matrix: Solid — **Prep Type: Total/NA**
Analysis Batch: 10143 — **Prep Batch: 7329**

Analyte	Spike Added	LCS Result	LCS Qualifier	Unit	D	% Rec	% Rec. Limits
4,4'-DDD	33.3	41.1		ug/Kg		123	30 - 135
4,4'-DDE	33.3	36.4		ug/Kg		109	70 - 125
4,4'-DDT	33.3	35.0	M	ug/Kg		105	45 - 140

Method: 8081/DOD - Organochlorine Pesticides (GC) (Continued)

Lab Sample ID: LCS 240-7329/11-A
Matrix: Solid
Analysis Batch: 10143

Client Sample ID: Lab Control Sample
Prep Type: Total/NA
Prep Batch: 7329

Analyte	Spike Added	LCS Result	LCS Qualifier	Unit	D	% Rec	% Rec. Limits
Aldrin	33.3	37.4		ug/Kg		112	45 - 140
alpha-BHC	33.3	40.1	J	ug/Kg		120	60 - 125
alpha-Chlordane	33.3	39.5		ug/Kg		118	65 - 120
beta-BHC	33.3	39.9		ug/Kg		120	60 - 125
delta-BHC	33.3	45.3	Q	ug/Kg		136	55 - 130
Dieldrin	33.3	41.5		ug/Kg		125	65 - 125
Endosulfan I	33.3	18.6		ug/Kg		56	15 - 135
Endosulfan II	33.3	20.5		ug/Kg		61	35 - 140
Endosulfan sulfate	33.3	35.5		ug/Kg		107	60 - 135
Endrin	33.3	41.5		ug/Kg		125	60 - 135
Endrin aldehyde	33.3	30.8		ug/Kg		92	35 - 145
Endrin ketone	33.3	31.2		ug/Kg		94	65 - 135
gamma-BHC (Lindane)	33.3	43.2	Q	ug/Kg		130	60 - 125
gamma-Chlordane	33.3	43.2	Q	ug/Kg		130	65 - 125
Heptachlor	33.3	40.9		ug/Kg		123	50 - 140
Heptachlor epoxide	33.3	42.2		ug/Kg		127	65 - 130
Methoxychlor	33.3	33.7		ug/Kg		101	55 - 145

Surrogate	*LCS % Recovery*	*LCS Qualifier*	*Limits*
DCB Decachlorobiphenyl	*101*		*55 - 130*
DCB Decachlorobiphenyl	*91*		*55 - 130*
Tetrachloro-m-xylene	*180*	*Q*	*70 - 125*
Tetrachloro-m-xylene	*89*		*70 - 125*

Lab Sample ID: 240-1585-6 MS
Matrix: Solid
Analysis Batch: 10143

Client Sample ID: LL4SS416M0001/0002SO
Prep Type: Total/NA
Prep Batch: 7329

Analyte	Sample Result	Sample Qualifier	Spike Added	MS Result	MS Qualifier	Unit	D	% Rec	% Rec. Limits
4,4'-DDD	14		33.9	41.2	J D	ug/Kg	☼	121	30 - 135
4,4'-DDE	14		33.9	42.9	D M J	ug/Kg	☼	127	70 - 125
4,4'-DDT	14		33.9	34	U J	ug/Kg	☼	0	45 - 140
Aldrin	27		33.9	68	U	ug/Kg	☼	NC	45 - 140
alpha-BHC	27		33.9	64.7	J D	ug/Kg	☼	NC	60 - 125
alpha-Chlordane	27		33.9	68	U M	ug/Kg	☼	NC	65 - 120
beta-BHC	27		33.9	68	U	ug/Kg	☼	NC	60 - 125
delta-BHC	27		33.9	68	U	ug/Kg	☼	NC	55 - 130
Dieldrin	14		33.9	35.3	J D	ug/Kg	☼	104	65 - 125
Endosulfan I	14		33.9	34	U M J	ug/Kg	☼	0	15 - 135
Endosulfan II	27		33.9	68	U	ug/Kg	☼	NC	35 - 140
Endosulfan sulfate	27		33.9	68	U	ug/Kg	☼	NC	60 - 135
Endrin	14		33.9	39.0	J D	ug/Kg	☼	115	60 - 135
Endrin aldehyde	27		33.9	68	U M	ug/Kg	☼	NC	35 - 145
Endrin ketone	14		33.9	34	U J	ug/Kg	☼	0	65 - 135
gamma-BHC (Lindane)	27		33.9	40.5	J D	ug/Kg	☼	NC	60 - 125
gamma-Chlordane	14		33.9	38.9	J D M	ug/Kg	☼	115	65 - 125
Heptachlor	27		33.9	68	U J	ug/Kg	☼	NC	50 - 140
Heptachlor epoxide	27		33.9	68	U J	ug/Kg	☼	NC	65 - 130
Methoxychlor	67		33.9	170	U	ug/Kg	☼	NC	55 - 145

Method: 8081/DOD - Organochlorine Pesticides (GC) (Continued)

Lab Sample ID: 240-1585-6 MS
Matrix: Solid
Analysis Batch: 10143

Client Sample ID: LL4SS416M0001/0002SO
Prep Type: Total/NA
Prep Batch: 7329

Surrogate	MS % Recovery	MS Qualifier	Limits
DCB Decachlorobiphenyl	118	M	55 - 130
DCB Decachlorobiphenyl	129	M	55 - 130
Tetrachloro-m-xylene	2650	Q	70 - 125
Tetrachloro-m-xylene	119		70 - 125

Lab Sample ID: 240-1585-6 MSD
Matrix: Solid
Analysis Batch: 10143

Client Sample ID: LL4SS416M0001/0002SO
Prep Type: Total/NA
Prep Batch: 7329

Analyte	Sample Result	Sample Qualifier	Spike Added	MSD Result	MSD Qualifier	Unit	D	% Rec	% Rec. Limits	RPD	RPD Limit
4,4'-DDD	14		34.0	48.2	D J	ug/Kg	☼	142	30 - 135	13	30
4,4'-DDE	14		34.0	36.2	J D	ug/Kg	☼	107	70 - 125	17	30
4,4'-DDT	14		34.0	34	U J	ug/Kg	☼	0	45 - 140	NC	30
Aldrin	27		34.0	68	U	ug/Kg	☼	NC	45 - 140	NC	30
alpha-BHC	27		34.0	45.9	D J	ug/Kg	☼	NC	60 - 125	200	30
alpha-Chlordane	27		34.0	68	U	ug/Kg	☼	NC	65 - 120	NC	30
beta-BHC	27		34.0	68	U	ug/Kg	☼	NC	60 - 125	NC	30
delta-BHC	27		34.0	68	U	ug/Kg	☼	NC	55 - 130	NC	30
Dieldrin	14		34.0	36.2	J D	ug/Kg	☼	107	65 - 125	3	30
Endosulfan I	14		34.0	34	U M J	ug/Kg	☼	0	15 - 135	NC	30
Endosulfan II	27		34.0	68	U	ug/Kg	☼	NC	35 - 140	NC	30
Endosulfan sulfate	27		34.0	68	U	ug/Kg	☼	NC	60 - 135	NC	30
Endrin	14		34.0	44.0	J D	ug/Kg	☼	130	60 - 135	12	30
Endrin aldehyde	27		34.0	68	U	ug/Kg	☼	NC	35 - 145	NC	30
Endrin ketone	14		34.0	34.3	D J	ug/Kg	☼	101	65 - 135	200	30
gamma-BHC (Lindane)	27		34.0	41.0	J D	ug/Kg	☼	NC	60 - 125	1	30
gamma-Chlordane	14		34.0	35.8	J D	ug/Kg	☼	105	65 - 125	8	30
Heptachlor	27		34.0	68	U J	ug/Kg	☼	NC	50 - 140	NC	30
Heptachlor epoxide	27		34.0	68	U J	ug/Kg	☼	NC	65 - 130	NC	30
Methoxychlor	67		34.0	170	U	ug/Kg	☼	NC	55 - 145	NC	30

Surrogate	MSD % Recovery	MSD Qualifier	Limits
DCB Decachlorobiphenyl	124		55 - 130
DCB Decachlorobiphenyl	162	Q	55 - 130
Tetrachloro-m-xylene	770	Q	70 - 125
Tetrachloro-m-xylene	94		70 - 125

Method: 8082/DOD - Polychlorinated Biphenyls (PCBs) by Gas Chromatography

Lab Sample ID: MB 240-7321/11-A
Matrix: Solid
Analysis Batch: 8680

Client Sample ID: Method Blank
Prep Type: Total/NA
Prep Batch: 7321

Analyte	MB Result	MB Qualifier	LOQ	DL	Unit	D	Prepared	Analyzed	Dil Fac
Aroclor 1016	25	U	65	21	ug/Kg		07/06/11 12:08	07/16/11 18:46	1
Aroclor 1221	25	U	50	16	ug/Kg		07/06/11 12:08	07/16/11 18:46	1
Aroclor 1232	25	U	45	14	ug/Kg		07/06/11 12:08	07/16/11 18:46	1
Aroclor 1242	25	U	40	13	ug/Kg		07/06/11 12:08	07/16/11 18:46	1
Aroclor 1248	25	U	55	17	ug/Kg		07/06/11 12:08	07/16/11 18:46	1

Method: 8082/DOD - Polychlorinated Biphenyls (PCBs) by Gas Chromatography (Continued)

Lab Sample ID: MB 240-7321/11-A — **Client Sample ID: Method Blank**
Matrix: Solid — **Prep Type: Total/NA**
Analysis Batch: 8680 — **Prep Batch: 7321**

Analyte	MB Result	MB Qualifier	LOQ	DL	Unit	D	Prepared	Analyzed	Dil Fac
Aroclor 1254	25	U	55	17	ug/Kg		07/06/11 12:08	07/16/11 18:46	1
Aroclor 1260	25	U	55	17	ug/Kg		07/06/11 12:08	07/16/11 18:46	1

Surrogate	*MB % Recovery*	*MB Qualifier*	*Limits*	*Prepared*	*Analyzed*	*Dil Fac*
Tetrachloro-m-xylene	*66*		*40 - 140*	*07/06/11 12:08*	*07/16/11 18:46*	*1*
Tetrachloro-m-xylene	*69*		*40 - 140*	*07/06/11 12:08*	*07/16/11 18:46*	*1*
DCB Decachlorobiphenyl	*69*		*60 - 125*	*07/06/11 12:08*	*07/16/11 18:46*	*1*
DCB Decachlorobiphenyl	*60*		*60 - 125*	*07/06/11 12:08*	*07/16/11 18:46*	*1*

Lab Sample ID: LCS 240-7321/12-A — **Client Sample ID: Lab Control Sample**
Matrix: Solid — **Prep Type: Total/NA**
Analysis Batch: 8680 — **Prep Batch: 7321**

Analyte	Spike Added	LCS Result	LCS Qualifier	Unit	D	% Rec	% Rec. Limits
Aroclor 1016	333	267		ug/Kg		80	40 - 140
Aroclor 1260	333	265		ug/Kg		80	60 - 130

Surrogate	*LCS % Recovery*	*LCS Qualifier*	*Limits*
Tetrachloro-m-xylene	*80*		*40 - 140*
Tetrachloro-m-xylene	*79*		*40 - 140*
DCB Decachlorobiphenyl	*72*		*60 - 125*
DCB Decachlorobiphenyl	*73*		*60 - 125*

Lab Sample ID: MB 240-9136/4-A — **Client Sample ID: Method Blank**
Matrix: Solid — **Prep Type: Total/NA**
Analysis Batch: 9453 — **Prep Batch: 9136**

Analyte	MB Result	MB Qualifier	LOQ	DL	Unit	D	Prepared	Analyzed	Dil Fac
Aroclor 1016	25	U	65	21	ug/Kg		07/20/11 12:40	07/22/11 17:37	1
Aroclor 1221	25	U	50	16	ug/Kg		07/20/11 12:40	07/22/11 17:37	1
Aroclor 1232	25	U	45	14	ug/Kg		07/20/11 12:40	07/22/11 17:37	1
Aroclor 1242	25	U	40	13	ug/Kg		07/20/11 12:40	07/22/11 17:37	1
Aroclor 1248	25	U	55	17	ug/Kg		07/20/11 12:40	07/22/11 17:37	1
Aroclor 1254	25	U	55	17	ug/Kg		07/20/11 12:40	07/22/11 17:37	1
Aroclor 1260	25	U	55	17	ug/Kg		07/20/11 12:40	07/22/11 17:37	1

Surrogate	*MB % Recovery*	*MB Qualifier*	*Limits*	*Prepared*	*Analyzed*	*Dil Fac*
Tetrachloro-m-xylene	*75*		*40 - 140*	*07/20/11 12:40*	*07/22/11 17:37*	*1*
Tetrachloro-m-xylene	*72*		*40 - 140*	*07/20/11 12:40*	*07/22/11 17:37*	*1*
DCB Decachlorobiphenyl	*75*		*60 - 125*	*07/20/11 12:40*	*07/22/11 17:37*	*1*
DCB Decachlorobiphenyl	*77*		*60 - 125*	*07/20/11 12:40*	*07/22/11 17:37*	*1*

Lab Sample ID: LCS 240-9136/5-A — **Client Sample ID: Lab Control Sample**
Matrix: Solid — **Prep Type: Total/NA**
Analysis Batch: 9453 — **Prep Batch: 9136**

Analyte	Spike Added	LCS Result	LCS Qualifier	Unit	D	% Rec	% Rec. Limits
Aroclor 1016	333	270		ug/Kg		81	40 - 140
Aroclor 1260	333	262		ug/Kg		79	60 - 130

Method: 8082/DOD - Polychlorinated Biphenyls (PCBs) by Gas Chromatography (Continued)

Lab Sample ID: LCS 240-9136/5-A — **Client Sample ID: Lab Control Sample**
Matrix: Solid — **Prep Type: Total/NA**
Analysis Batch: 9453 — **Prep Batch: 9136**

Surrogate	LCS % Recovery	LCS Qualifier	Limits
Tetrachloro-m-xylene	75		40 - 140
Tetrachloro-m-xylene	71		40 - 140
DCB Decachlorobiphenyl	79		60 - 125
DCB Decachlorobiphenyl	75		60 - 125

Lab Sample ID: 240-1585-6 MS — **Client Sample ID: LL4SS416M0001/0002SO**
Matrix: Solid — **Prep Type: Total/NA**
Analysis Batch: 9453 — **Prep Batch: 9136**

Analyte	Sample Result	Sample Qualifier	Spike Added	MS Result	MS Qualifier	Unit	D	% Rec	% Rec. Limits
Aroclor 1016	25	U H	342	201	H	ug/Kg	☼	59	40 - 140
Aroclor 1260	25	U H J	342	182	H J	ug/Kg	☼	53	60 - 130

Surrogate	MS % Recovery	MS Qualifier	Limits
Tetrachloro-m-xylene	62		40 - 140
Tetrachloro-m-xylene	60		40 - 140
DCB Decachlorobiphenyl	62		60 - 125
DCB Decachlorobiphenyl	80		60 - 125

Lab Sample ID: 240-1585-6 MSD — **Client Sample ID: LL4SS416M0001/0002SO**
Matrix: Solid — **Prep Type: Total/NA**
Analysis Batch: 9453 — **Prep Batch: 9136**

Analyte	Sample Result	Sample Qualifier	Spike Added	MSD Result	MSD Qualifier	Unit	D	% Rec	% Rec. Limits	RPD	RPD Limit
Aroclor 1016	25	U H	341	242	H	ug/Kg	☼	71	40 - 140	18	30
Aroclor 1260	25	U H J	341	229	H	ug/Kg	☼	67	60 - 130	23	30

Surrogate	MSD % Recovery	MSD Qualifier	Limits
Tetrachloro-m-xylene	69		40 - 140
Tetrachloro-m-xylene	69		40 - 140
DCB Decachlorobiphenyl	79		60 - 125
DCB Decachlorobiphenyl	140	Q	60 - 125

Method: 8330 (Modified) - Organic Compounds by UV/HPLC

Lab Sample ID: G1G080000063B — **Client Sample ID: Method Blank**
Matrix: Solid — **Prep Type: Total**
Analysis Batch: 1189063 — **Prep Batch: 1189063_P**

Analyte	MB Result	MB Qualifier	LOQ	MDL	Unit	D	Prepared	Analyzed	Dil Fac
Nitroguanidine	0.040 U		0.25	0.020	mg/kg		07/08/11 09:30	07/27/11 20:30	1

Lab Sample ID: G1G080000063C — **Client Sample ID: Lab Control Sample**
Matrix: Solid — **Prep Type: Total**
Analysis Batch: 1189063 — **Prep Batch: 1189063_P**

Analyte	Spike Added	LCS Result	LCS Qualifier	Unit	D	% Rec	% Rec. Limits
Nitroguanidine	1.00	0.935		mg/kg		93	72 - 121

Method: 8330 (Modified) - Organic Compounds by UV/HPLC (Continued)

Lab Sample ID: 240-1585-6 MS — **Client Sample ID: LL4SS416M0001/0002SO**
Matrix: Solid — **Prep Type: Total**
Analysis Batch: 1189063 — **Prep Batch: 1189063_P**

Analyte	Sample Result	Sample Qualifier	Spike Added	MS Result	MS Qualifier	Unit	D	% Rec	% Rec. Limits
Nitroguanidine	0.040 U		0.980	0.725		mg/kg		74	72 - 121

Lab Sample ID: 240-1585-6 MSD — **Client Sample ID: LL4SS416M0001/0002SO**
Matrix: Solid — **Prep Type: Total**
Analysis Batch: 1189063 — **Prep Batch: 1189063_P**

Analyte	Sample Result	Sample Qualifier	Spike Added	MSD Result	MSD Qualifier	Unit	D	% Rec	% Rec. Limits	RPD	RPD Limit
Nitroguanidine	0.040 U		0.990	0.700	a	mg/kg		71	72 - 121	3.5	20

Method: 8330/8330A - Nitroaromatics & Nitramines: Explosives (8330/A)

Lab Sample ID: G1G080000062B — **Client Sample ID: Method Blank**
Matrix: Solid — **Prep Type: Total**
Analysis Batch: 1189062 — **Prep Batch: 1189062_P**

Analyte	MB Result	MB Qualifier	LOQ	MDL	Unit	D	Prepared	Analyzed	Dil Fac
1,3,5-Trinitrobenzene	0.10 U		0.25	0.020	mg/kg		07/08/11 09:30	07/20/11 12:35	1
1,3-Dinitrobenzene	0.10 U		0.25	0.050	mg/kg		07/08/11 09:30	07/20/11 12:35	1
2,4,6-Trinitrotoluene	0.10 U		0.25	0.020	mg/kg		07/08/11 09:30	07/20/11 12:35	1
2,4-Dinitrotoluene	0.10 U		0.25	0.020	mg/kg		07/08/11 09:30	07/20/11 12:35	1
2,6-Dinitrotoluene	0.10 U		0.25	0.030	mg/kg		07/08/11 09:30	07/20/11 12:35	1
2-Amino-4,6-dinitrotoluene	0.10 U		0.25	0.10	mg/kg		07/08/11 09:30	07/20/11 12:35	1
2-Nitrotoluene	0.10 U		0.25	0.080	mg/kg		07/08/11 09:30	07/20/11 12:35	1
3-Nitrotoluene	0.10 U		0.25	0.070	mg/kg		07/08/11 09:30	07/20/11 12:35	1
4-Amino-2,6-dinitrotoluene	0.10 U		0.25	0.020	mg/kg		07/08/11 09:30	07/20/11 12:35	1
4-Nitrotoluene	0.10 U		0.25	0.080	mg/kg		07/08/11 09:30	07/20/11 12:35	1
HMX	0.10 U		0.25	0.030	mg/kg		07/08/11 09:30	07/20/11 12:35	1
Nitrobenzene	0.10 U		0.25	0.050	mg/kg		07/08/11 09:30	07/20/11 12:35	1
Nitroglycerin	0.25 U		0.50	0.13	mg/kg		07/08/11 09:30	07/20/11 12:35	1
PETN	0.25 U		0.50	0.16	mg/kg		07/08/11 09:30	07/20/11 12:35	1
RDX	0.10 U		0.25	0.040	mg/kg		07/08/11 09:30	07/20/11 12:35	1
Tetryl	0.10 U		0.25	0.050	mg/kg		07/08/11 09:30	07/20/11 12:35	1

Surrogate	*MB % Recovery*	*MB Qualifier*	*Limits*	*Prepared*	*Analyzed*	*Dil Fac*
3,4-Dinitrotoluene	*89*		*78 - 108*	*07/08/11 09:30*	*07/20/11 12:35*	*1*

Lab Sample ID: G1G080000062C — **Client Sample ID: Lab Control Sample**
Matrix: Solid — **Prep Type: Total**
Analysis Batch: 1189062 — **Prep Batch: 1189062_P**

Analyte	Spike Added	LCS Result	LCS Qualifier	Unit	D	% Rec	% Rec. Limits
1,3,5-Trinitrobenzene	1.00	1.00		mg/kg		100	75 - 125
1,3-Dinitrobenzene	1.00	1.01		mg/kg		101	80 - 125
2,4,6-Trinitrotoluene	1.00	0.910		mg/kg		91	55 - 140
2,4-Dinitrotoluene	1.00	0.981		mg/kg		98	80 - 125
2,6-Dinitrotoluene	1.00	0.974		mg/kg		97	80 - 120
2-Amino-4,6-dinitrotoluene	1.00	0.981		mg/kg		98	80 - 125
2-Nitrotoluene	1.00	0.918		mg/kg		92	80 - 125
3-Nitrotoluene	1.00	0.945		mg/kg		95	75 - 120

Method: 8330/8330A - Nitroaromatics & Nitramines: Explosives (8330/A) (Continued)

Lab Sample ID: G1G080000062C — **Client Sample ID: Lab Control Sample**
Matrix: Solid — **Prep Type: Total**
Analysis Batch: 1189062 — **Prep Batch: 1189062_P**

Analyte	Spike Added	LCS Result	LCS Qualifier	Unit	D	% Rec	% Rec. Limits
4-Amino-2,6-dinitrotoluene	1.00	0.979		mg/kg		98	80 - 125
4-Nitrotoluene	1.00	0.923		mg/kg		92	75 - 125
HMX	1.00	0.980		mg/kg		98	75 - 125
Nitrobenzene	1.00	0.978		mg/kg		98	75 - 125
Nitroglycerin	5.00	4.57		mg/kg		91	84 - 114
PETN	5.00	4.50		mg/kg		90	85 - 115
RDX	1.00	1.09		mg/kg		109	70 - 135
Tetryl	1.00	0.942		mg/kg		94	10 - 150

Surrogate	*LCS % Recovery*	*LCS Qualifier*	*Limits*
3,4-Dinitrotoluene	*90*		*78 - 108*

Lab Sample ID: 240-1585-6 MS — **Client Sample ID: LL4SS416M0001/0002SO**
Matrix: Solid — **Prep Type: Total**
Analysis Batch: 1189062 — **Prep Batch: 1189062_P**

Analyte	Sample Result	Sample Qualifier	Spike Added	MS Result	MS Qualifier	Unit	D	% Rec	% Rec. Limits
1,3,5-Trinitrobenzene	0.098 U		0.980	0.958		mg/kg		98	75 - 125
1,3-Dinitrobenzene	0.098 U		0.980	0.988		mg/kg		101	80 - 125
2,4,6-Trinitrotoluene	0.098 U		0.980	0.911		mg/kg		93	55 - 140
2,4-Dinitrotoluene	0.098 U		0.980	0.964		mg/kg		98	80 - 125
2,6-Dinitrotoluene	0.098 U		0.980	0.964		mg/kg		98	80 - 120
2-Amino-4,6-dinitrotoluene	0.098 U		0.980	0.959		mg/kg		98	80 - 125
2-Nitrotoluene	0.098 U		0.980	0.929		mg/kg		95	80 - 125
3-Nitrotoluene	0.098 U		0.980	0.940		mg/kg		96	75 - 120
4-Amino-2,6-dinitrotoluene	0.098 U		0.980	0.946		mg/kg		97	80 - 125
4-Nitrotoluene	0.098 U		0.980	0.914		mg/kg		93	75 - 125
HMX	0.098 U		0.980	0.960		mg/kg		98	75 - 125
Nitrobenzene	0.098 U		0.980	1.01		mg/kg		103	75 - 125
Nitroglycerin	0.24 U		4.90	4.49		mg/kg		92	84 - 114
PETN	0.24 U		4.90	4.42		mg/kg		90	85 - 115
RDX	0.098 U		0.980	1.00		mg/kg		102	70 - 135
Tetryl	0.098 U		0.980	0.845		mg/kg		86	10 - 150

Surrogate	*MS % Recovery*	*MS Qualifier*	*Limits*
3,4-Dinitrotoluene	*90*		*78 - 108*

Lab Sample ID: 240-1585-6 MSD — **Client Sample ID: LL4SS416M0001/0002SO**
Matrix: Solid — **Prep Type: Total**
Analysis Batch: 1189062 — **Prep Batch: 1189062_P**

Analyte	Sample Result	Sample Qualifier	Spike Added	MSD Result	MSD Qualifier	Unit	D	% Rec	% Rec. Limits	RPD	RPD Limit
1,3,5-Trinitrobenzene	0.098 U		1.01	0.998		mg/kg		99	75 - 125	4.2	30
1,3-Dinitrobenzene	0.098 U		1.01	1.01		mg/kg		101	80 - 125	2.5	30
2,4,6-Trinitrotoluene	0.098 U		1.01	0.933		mg/kg		93	55 - 140	2.4	30
2,4-Dinitrotoluene	0.098 U		1.01	1.02		mg/kg		101	80 - 125	5.6	30
2,6-Dinitrotoluene	0.098 U		1.01	1.04		mg/kg		103	80 - 120	7.2	30
2-Amino-4,6-dinitrotoluene	0.098 U		1.01	1.01		mg/kg		100	80 - 125	5.0	30
2-Nitrotoluene	0.098 U		1.01	0.962		mg/kg		96	80 - 125	3.5	30

Method: 8330/8330A - Nitroaromatics & Nitramines: Explosives (8330/A) (Continued)

Lab Sample ID: 240-1585-6 MSD — **Client Sample ID: LL4SS416M0001/0002SO**
Matrix: Solid — **Prep Type: Total**
Analysis Batch: 1189062 — **Prep Batch: 1189062_P**

Analyte	Sample Result	Sample Qualifier	Spike Added	MSD Result	MSD Qualifier	Unit	D	% Rec	% Rec. Limits	RPD	RPD Limit
3-Nitrotoluene	0.098 U		1.01	0.973		mg/kg		97	75 - 120	3.4	30
4-Amino-2,6-dinitrotoluene	0.098 U		1.01	0.979		mg/kg		97	80 - 125	3.4	30
4-Nitrotoluene	0.098 U		1.01	0.948		mg/kg		94	75 - 125	3.7	30
HMX	0.098 U		1.01	0.958		mg/kg		95	75 - 125	0.24	30
Nitrobenzene	0.098 U		1.01	1.01		mg/kg		101	75 - 125	0.39	30
Nitroglycerin	0.24 U		5.03	4.64		mg/kg		92	84 - 114	3.4	30
PETN	0.24 U		5.03	4.68		mg/kg		93	85 - 115	5.7	30
RDX	0.098 U		1.01	1.05		mg/kg		104	70 - 135	4.7	30
Tetryl	0.098 U		1.01	0.852		mg/kg		85	10 - 150	0.86	30

Surrogate	*MSD % Recovery*	*MSD Qualifier*	*Limits*
3,4-Dinitrotoluene	*91*		*78 - 108*

Method: 6020/DOD - Metals (ICP/MS)

Lab Sample ID: MB 240-14048/1-A — **Client Sample ID: Method Blank**
Matrix: Solid — **Prep Type: Total/NA**
Analysis Batch: 14738 — **Prep Batch: 14048**

Analyte	MB Result	MB Qualifier	LOQ	DL	Unit	D	Prepared	Analyzed	Dil Fac
Aluminum	2.58	J	10	2.5	mg/Kg		09/01/11 09:48	09/08/11 10:41	1
Calcium	100	U	200	40	mg/Kg		09/01/11 09:48	09/08/11 10:41	1
Iron	30	U	50	11	mg/Kg		09/01/11 09:48	09/08/11 10:41	1
Magnesium	25	U	100	8.9	mg/Kg		09/01/11 09:48	09/08/11 10:41	1
Potassium	10	U	100	3.8	mg/Kg		09/01/11 09:48	09/08/11 10:41	1
Sodium	40	U	100	14	mg/Kg		09/01/11 09:48	09/08/11 10:41	1

Lab Sample ID: LCS 240-14048/2-A ^10 — **Client Sample ID: Lab Control Sample**
Matrix: Solid — **Prep Type: Total/NA**
Analysis Batch: 14738 — **Prep Batch: 14048**

Analyte	Spike Added	LCS Result	LCS Qualifier	Unit	D	% Rec	% Rec. Limits
Aluminum	1000	951	D	mg/Kg		95	80 - 120
Calcium	1000	953	J D	mg/Kg		95	80 - 120
Iron	1000	1070	D	mg/Kg		107	80 - 120
Magnesium	1000	974	J D	mg/Kg		97	80 - 120
Potassium	1000	958	J D	mg/Kg		96	80 - 120
Sodium	1000	1060	D	mg/Kg		106	80 - 120

Lab Sample ID: 240-1585-6 MS — **Client Sample ID: LL4SS416M0001/0002SO**
Matrix: Solid — **Prep Type: Total/NA**
Analysis Batch: 14738 — **Prep Batch: 14048**

Analyte	Sample Result	Sample Qualifier	Spike Added	MS Result	MS Qualifier	Unit	D	% Rec	% Rec. Limits
Aluminum	5900	J	991	7540	4	mg/Kg	☼	165	70 - 130
Calcium	4500	J	991	5450	4	mg/Kg	☼	95	70 - 130
Iron	16000	J	991	16500	4	mg/Kg	☼	58	70 - 130
Magnesium	1900		991	2930		mg/Kg	☼	100	70 - 130
Potassium	710		991	1680		mg/Kg	☼	98	70 - 130
Sodium	38	J	991	1070		mg/Kg	☼	104	70 - 130

Method: 6020/DOD - Metals (ICP/MS) (Continued)

Lab Sample ID: 240-1585-6 MSD — **Client Sample ID: LL4SS416M0001/0002SO**
Matrix: Solid — **Prep Type: Total/NA**
Analysis Batch: 14738 — **Prep Batch: 14048**

Analyte	Sample Result	Sample Qualifier	Spike Added	MSD Result	MSD Qualifier	Unit	D	% Rec	% Rec. Limits	RPD	RPD Limit
Aluminum	5900	J	991	7720	4	mg/Kg	☼	183	70 - 130	2	20
Calcium	4500	J	991	6190	4	mg/Kg	☼	170	70 - 130	13	20
Iron	16000	J	991	16900	4	mg/Kg	☼	102	70 - 130	3	20
Magnesium	1900		991	3090		mg/Kg	☼	117	70 - 130	5	20
Potassium	710		991	1670		mg/Kg	☼	97	70 - 130	0	20
Sodium	38	J	991	1100		mg/Kg	☼	107	70 - 130	2	20

Lab Sample ID: MB 240-8611/1-A — **Client Sample ID: Method Blank**
Matrix: Solid — **Prep Type: Total/NA**
Analysis Batch: 13778 — **Prep Batch: 8611**

Analyte	MB Result	MB Qualifier	LOQ	DL	Unit	D	Prepared	Analyzed	Dil Fac
Antimony	0.15	U	0.20	0.062	mg/Kg		07/15/11 12:40	08/25/11 22:08	1
Arsenic	0.15	U	0.50	0.052	mg/Kg		07/15/11 12:40	08/25/11 22:08	1
Barium	0.30	U	0.50	0.13	mg/Kg		07/15/11 12:40	08/25/11 22:08	1
Calcium	100	U	200	40	mg/Kg		07/15/11 12:40	08/25/11 22:08	1
Chromium	0.45	U	0.50	0.16	mg/Kg		07/15/11 12:40	08/25/11 22:08	1
Copper	0.30	U	0.40	0.11	mg/Kg		07/15/11 12:40	08/25/11 22:08	1
Iron	30	U	50	11	mg/Kg		07/15/11 12:40	08/25/11 22:08	1
Lead	0.20	U	0.30	0.071	mg/Kg		07/15/11 12:40	08/25/11 22:08	1
Magnesium	25	U	100	8.9	mg/Kg		07/15/11 12:40	08/25/11 22:08	1
Manganese	0.40	U	0.50	0.16	mg/Kg		07/15/11 12:40	08/25/11 22:08	1
Nickel	0.103	J	0.50	0.086	mg/Kg		07/15/11 12:40	08/25/11 22:08	1
Potassium	10	U	100	3.8	mg/Kg		07/15/11 12:40	08/25/11 22:08	1
Selenium	0.060	U	0.50	0.021	mg/Kg		07/15/11 12:40	08/25/11 22:08	1
Sodium	40	U	100	14	mg/Kg		07/15/11 12:40	08/25/11 22:08	1
Thallium	0.15	U	0.20	0.056	mg/Kg		07/15/11 12:40	08/25/11 22:08	1
Vanadium	0.10	U	0.50	0.043	mg/Kg		07/15/11 12:40	08/25/11 22:08	1

Lab Sample ID: MB 240-8611/1-A — **Client Sample ID: Method Blank**
Matrix: Solid — **Prep Type: Total/NA**
Analysis Batch: 13699 — **Prep Batch: 8611**

Analyte	MB Result	MB Qualifier	LOQ	DL	Unit	D	Prepared	Analyzed	Dil Fac
Aluminum	4.0	U	10	2.5	mg/Kg		07/15/11 12:40	08/29/11 13:37	1
Beryllium	0.010	U	0.10	0.0035	mg/Kg		07/15/11 12:40	08/29/11 13:37	1
Cadmium	0.010	U	0.20	0.0031	mg/Kg		07/15/11 12:40	08/29/11 13:37	1
Cobalt	0.015	U	0.10	0.0045	mg/Kg		07/15/11 12:40	08/29/11 13:37	1
Silver	0.050	U	0.10	0.016	mg/Kg		07/15/11 12:40	08/29/11 13:37	1
Zinc	2.0	U	4.0	1.0	mg/Kg		07/15/11 12:40	08/29/11 13:37	1

Lab Sample ID: LCS 240-8611/2-A — **Client Sample ID: Lab Control Sample**
Matrix: Solid — **Prep Type: Total/NA**
Analysis Batch: 13778 — **Prep Batch: 8611**

Analyte	Spike Added	LCS Result	LCS Qualifier	Unit	D	% Rec	% Rec. Limits
Antimony	10.0	10.1	D	mg/Kg		101	68 - 113
Arsenic	100	99.8	D	mg/Kg		100	73 - 110
Barium	100	96.2	D	mg/Kg		96	70 - 110
Calcium	1000	1010	J D	mg/Kg		101	80 - 120

Method: 6020/DOD - Metals (ICP/MS) (Continued)

Lab Sample ID: LCS 240-8611/2-A — **Client Sample ID: Lab Control Sample**
Matrix: Solid — **Prep Type: Total/NA**
Analysis Batch: 13778 — **Prep Batch: 8611**

Analyte	Spike Added	LCS Result	LCS Qualifier	Unit	D	% Rec	% Rec. Limits
Chromium	100	102	D	mg/Kg		102	70 - 110
Copper	100	108	D	mg/Kg		108	73 - 110
Iron	1000	1060	D	mg/Kg		106	80 - 120
Lead	100	92.1	D	mg/Kg		92	75 - 110
Magnesium	1000	1080	D	mg/Kg		108	80 - 120
Manganese	100	106	D	mg/Kg		106	80 - 120
Nickel	100	108	D	mg/Kg		108	75 - 110
Potassium	1000	1020	D	mg/Kg		102	80 - 120
Selenium	100	98.3	D	mg/Kg		98	65 - 110
Sodium	1000	1070	D	mg/Kg		107	80 - 120
Thallium	100	90.6	D	mg/Kg		91	71 - 110
Vanadium	100	98.9	D	mg/Kg		99	72 - 110

Lab Sample ID: LCS 240-8611/2-A ^10 — **Client Sample ID: Lab Control Sample**
Matrix: Solid — **Prep Type: Total/NA**
Analysis Batch: 13699 — **Prep Batch: 8611**

Analyte	Spike Added	LCS Result	LCS Qualifier	Unit	D	% Rec	% Rec. Limits
Aluminum	1000	1040	D	mg/Kg		104	80 - 120
Beryllium	100	99.6	D	mg/Kg		100	79 - 110
Cadmium	100	106	D	mg/Kg		106	74 - 110
Cobalt	100	99.7	D	mg/Kg		100	74 - 110
Silver	10.0	10.8	D	mg/Kg		108	60 - 114
Zinc	100	111	D	mg/Kg		111	72 - 113

Lab Sample ID: 240-1585-6 MS — **Client Sample ID: LL4SS416M0001/0002SO**
Matrix: Solid — **Prep Type: Total/NA**
Analysis Batch: 13778 — **Prep Batch: 8611**

Analyte	Sample Result	Sample Qualifier	Spike Added	MS Result	MS Qualifier	Unit	D	% Rec	% Rec. Limits
Antimony	0.090	J	10.0	3.15	J	mg/Kg	☼	31	75 - 125
Arsenic	8.0		10.0	15.9		mg/Kg	☼	79	23 - 131
Barium	67	J	10.0	86.0	4	mg/Kg	☼	186	10 - 199
Chromium	19		10.0	28.4		mg/Kg	☼	90	10 - 199
Copper	14		10.0	22.6		mg/Kg	☼	82	10 - 199
Lead	22		10.0	32.1		mg/Kg	☼	97	10 - 199
Nickel	24		10.0	32.4		mg/Kg	☼	81	10 - 176
Selenium	0.81		10.0	7.73		mg/Kg	☼	69	39 - 116
Thallium	0.12	J	10.0	9.11		mg/Kg	☼	90	82 - 110
Vanadium	12		10.0	22.7		mg/Kg	☼	109	39 - 129

Lab Sample ID: 240-1585-6 MS — **Client Sample ID: LL4SS416M0001/0002SO**
Matrix: Solid — **Prep Type: Total/NA**
Analysis Batch: 13699 — **Prep Batch: 8611**

Analyte	Sample Result	Sample Qualifier	Spike Added	MS Result	MS Qualifier	Unit	D	% Rec	% Rec. Limits
Beryllium	0.48	J D	10.0	10.1	D	mg/Kg	☼	96	58 - 112
Cadmium	0.37	J D	10.0	10.3	D	mg/Kg	☼	99	58 - 110
Cobalt	6.3	D	10.0	16.1	D	mg/Kg	☼	99	55 - 110
Manganese	430	D J	10.0	487	D 4	mg/Kg	☼	564	10 - 199

Method: 6020/DOD - Metals (ICP/MS) (Continued)

Lab Sample ID: 240-1585-6 MS — **Client Sample ID: LL4SS416M0001/0002SO**
Matrix: Solid — **Prep Type: Total/NA**
Analysis Batch: 13699 — **Prep Batch: 8611**

Analyte	Sample Result	Sample Qualifier	Spike Added	MS Result	MS Qualifier	Unit	D	% Rec	% Rec. Limits		
Silver	0.25	U	10.0	10.0	D	mg/Kg	☼	100	75 - 125		
Zinc	110	D J	10.0	146	D 4	mg/Kg	☼	404	10 - 199		

Lab Sample ID: 240-1585-6 MSD — **Client Sample ID: LL4SS416M0001/0002SO**
Matrix: Solid — **Prep Type: Total/NA**
Analysis Batch: 13778 — **Prep Batch: 8611**

Analyte	Sample Result	Sample Qualifier	Spike Added	MSD Result	MSD Qualifier	Unit	D	% Rec	% Rec. Limits	RPD	RPD Limit
Antimony	0.090	J	10.0	3.34	J	mg/Kg	☼	32	75 - 125	6	20
Arsenic	8.0		10.0	15.8		mg/Kg	☼	78	23 - 131	1	20
Barium	67	J	10.0	96.8	4	mg/Kg	☼	294	10 - 199	12	20
Chromium	19		10.0	30.0		mg/Kg	☼	106	10 - 199	6	20
Copper	14		10.0	22.5		mg/Kg	☼	82	10 - 199	0	20
Lead	22		10.0	31.6		mg/Kg	☼	92	10 - 199	2	20
Nickel	24		10.0	33.1		mg/Kg	☼	88	10 - 176	2	20
Selenium	0.81		10.0	7.71		mg/Kg	☼	69	39 - 116	0	20
Thallium	0.12	J	10.0	9.41		mg/Kg	☼	93	82 - 110	3	20
Vanadium	12		10.0	22.9		mg/Kg	☼	111	39 - 129	1	20

Lab Sample ID: 240-1585-6 MSD — **Client Sample ID: LL4SS416M0001/0002SO**
Matrix: Solid — **Prep Type: Total/NA**
Analysis Batch: 13699 — **Prep Batch: 8611**

Analyte	Sample Result	Sample Qualifier	Spike Added	MSD Result	MSD Qualifier	Unit	D	% Rec	% Rec. Limits	RPD	RPD Limit
Beryllium	0.48	J D	10.0	10.1	D	mg/Kg	☼	96	58 - 112	1	20
Cadmium	0.37	J D	10.0	10.2	D	mg/Kg	☼	98	58 - 110	1	20
Cobalt	6.3	D	10.0	15.7	D	mg/Kg	☼	95	55 - 110	2	20
Manganese	430	D J	10.0	517	D 4	mg/Kg	☼	872	10 - 199	6	20
Silver	0.25	U	10.0	10.0	D	mg/Kg	☼	100	75 - 125	0	20
Zinc	110	D J	10.0	118	D 4 J	mg/Kg	☼	125	10 - 199	21	20

Method: 7471/DOD - Mercury (CVAA)

Lab Sample ID: MB 240-8619/1-A — **Client Sample ID: Method Blank**
Matrix: Solid — **Prep Type: Total/NA**
Analysis Batch: 8899 — **Prep Batch: 8619**

Analyte	MB Result	MB Qualifier	LOQ	DL	Unit	D	Prepared	Analyzed	Dil Fac
Mercury	0.033	U	0.10	0.014	mg/Kg		07/15/11 15:30	07/18/11 16:40	1

Lab Sample ID: LCS 240-8619/2-A — **Client Sample ID: Lab Control Sample**
Matrix: Solid — **Prep Type: Total/NA**
Analysis Batch: 8899 — **Prep Batch: 8619**

Analyte	Spike Added	LCS Result	LCS Qualifier	Unit	D	% Rec	% Rec. Limits		
Mercury	0.833	0.840		mg/Kg		101	80 - 120		

Method: 7471/DOD - Mercury (CVAA) (Continued)

Lab Sample ID: 240-1585-6 MS — **Client Sample ID: LL4SS416M0001/0002SO**
Matrix: Solid — **Prep Type: Total/NA**
Analysis Batch: 8899 — **Prep Batch: 8619**

Analyte	Sample Result	Sample Qualifier	Spike Added	MS Result	MS Qualifier	Unit	D	% Rec	% Rec. Limits
Mercury	0.024	J	0.170	0.203		mg/Kg	☼	105	80 - 120

Lab Sample ID: 240-1585-6 MSD — **Client Sample ID: LL4SS416M0001/0002SO**
Matrix: Solid — **Prep Type: Total/NA**
Analysis Batch: 8899 — **Prep Batch: 8619**

Analyte	Sample Result	Sample Qualifier	Spike Added	MSD Result	MSD Qualifier	Unit	D	% Rec	% Rec. Limits	RPD	RPD Limit
Mercury	0.024	J	0.170	0.198		mg/Kg	☼	102	80 - 120	3	20

Method: 7196A - Chromium, Hexavalent

Lab Sample ID: MB 240-8820/3-A — **Client Sample ID: Method Blank**
Matrix: Solid — **Prep Type: Total/NA**
Analysis Batch: 9165 — **Prep Batch: 8820**

Analyte	MB Result	MB Qualifier	LOQ	DL	Unit	D	Prepared	Analyzed	Dil Fac
Hexavalent chromium	0.80	U	0.80	0.27	mg/Kg		07/18/11 14:13	07/20/11 00:00	1

Lab Sample ID: LCSI 240-8820/5-A — **Client Sample ID: Lab Control Sample**
Matrix: Solid — **Prep Type: Total/NA**
Analysis Batch: 9165 — **Prep Batch: 8820**

Analyte	Spike Added	LCSI Result	LCSI Qualifier	Unit	D	% Rec	% Rec. Limits
Hexavalent chromium	643	712		mg/Kg		111	75 - 125

Lab Sample ID: LCSS 240-8820/4-A — **Client Sample ID: Lab Control Sample**
Matrix: Solid — **Prep Type: Total/NA**
Analysis Batch: 9165 — **Prep Batch: 8820**

Analyte	Spike Added	LCSS Result	LCSS Qualifier	Unit	D	% Rec	% Rec. Limits
Hexavalent chromium	20.0	21.2		mg/Kg		106	90 - 110

Method: WS-WC-0050 - Nitrocellulose as N by WS-WC-0050

Lab Sample ID: G1G200000012B — **Client Sample ID: Method Blank**
Matrix: Solid — **Prep Type: Total**
Analysis Batch: 1201012 — **Prep Batch: 1201012_P**

Analyte	MB Result	MB Qualifier	LOQ	MDL	Unit	D	Prepared	Analyzed	Dil Fac
Nitrocellulose	1.8 U		5.0	0.78	mg/kg		07/20/11 05:35	07/21/11 12:31	1

Lab Sample ID: G1G200000012C — **Client Sample ID: Lab Control Sample**
Matrix: Solid — **Prep Type: Total**
Analysis Batch: 1201012 — **Prep Batch: 1201012_P**

Analyte	Spike Added	LCS Result	LCS Qualifier	Unit	D	% Rec	% Rec. Limits
Nitrocellulose	50.7	32.4		mg/kg		64	34 - 115

QC Association Summary

Client: Prudent Technologies, Inc
Project/Site: RVAAP

TestAmerica Job ID: 240-1585-1

GC/MS VOA

Prep Batch: 7596

Lab Sample ID	Client Sample ID	Prep Type	Matrix	Method	Prep Batch
240-1585-8	LL4SS416V0001/0002SO	Total/NA	Solid	5035	
240-1585-8 MS	LL4SS416V0001/0002SO	Total/NA	Solid	5035	
240-1585-9	LL4SS-417V-0001-SO	Total/NA	Solid	5035	
LCS 240-7596/7-A	Lab Control Sample	Total/NA	Solid	5035	
MB 240-7596/6-A	Method Blank	Total/NA	Solid	5035	

Analysis Batch: 7735

Lab Sample ID	Client Sample ID	Prep Type	Matrix	Method	Prep Batch
240-1585-8	LL4SS416V0001/0002SO	Total/NA	Solid	8260B/DoD	7596
240-1585-8 MS	LL4SS416V0001/0002SO	Total/NA	Solid	8260B/DoD	7596
240-1585-9	LL4SS-417V-0001-SO	Total/NA	Solid	8260B/DoD	7596
LCS 240-7596/7-A	Lab Control Sample	Total/NA	Solid	8260B/DoD	7596
MB 240-7596/6-A	Method Blank	Total/NA	Solid	8260B/DoD	7596

GC/MS Semi VOA

Prep Batch: 7314

Lab Sample ID	Client Sample ID	Prep Type	Matrix	Method	Prep Batch
240-1585-13	L12SS304M0001/0002SO	Total/NA	Solid	3540C	7607
240-1585-13 MS	L12SS304M0001/0002SO	Total/NA	Solid	3540C	7607
240-1585-13 MSD	L12SS304M0001/0002SO	Total/NA	Solid	3540C	7607
LCS 240-7314/2-A	Lab Control Sample	Total/NA	Solid	3540C	
MB 240-7314/1-A	Method Blank	Total/NA	Solid	3540C	

Prep Batch: 7317

Lab Sample ID	Client Sample ID	Prep Type	Matrix	Method	Prep Batch
240-1585-1	LL4SS-412M-0001-SO	Total/NA	Solid	3540C	7607
240-1585-2	LL4SS414M0001/0002SO	Total/NA	Solid	3540C	7607
240-1585-2 MS	LL4SS414M0001/0002SO	Total/NA	Solid	3540C	7607
240-1585-2 MSD	LL4SS414M0001/0002SO	Total/NA	Solid	3540C	7607
240-1585-3	LL4SS-419M-0001-SO	Total/NA	Solid	3540C	7607
240-1585-4	LL4SS-420M-0001-SO	Total/NA	Solid	3540C	7607
240-1585-5	LL4SB-421M-0001-SO	Total/NA	Solid	3540C	7607
240-1585-6	LL4SS416M0001/0002SO	Total/NA	Solid	3540C	7607
240-1585-6 MS	LL4SS416M0001/0002SO	Total/NA	Solid	3540C	7607
240-1585-6 MSD	LL4SS416M0001/0002SO	Total/NA	Solid	3540C	7607
240-1585-7	LL4SS-417M-0001-SO	Total/NA	Solid	3540C	7607
LCS 240-7317/22-A	Lab Control Sample	Total/NA	Solid	3540C	
MB 240-7317/21-A	Method Blank	Total/NA	Solid	3540C	

Leach Batch: 7607

Lab Sample ID	Client Sample ID	Prep Type	Matrix	Method	Prep Batch
240-1585-1	LL4SS-412M-0001-SO	Total/NA	Solid	Increm, Prep	
240-1585-2	LL4SS414M0001/0002SO	Total/NA	Solid	Increm, Prep	
240-1585-2 MS	LL4SS414M0001/0002SO	Total/NA	Solid	Increm, Prep	
240-1585-2 MSD	LL4SS414M0001/0002SO	Total/NA	Solid	Increm, Prep	
240-1585-3	LL4SS-419M-0001-SO	Total/NA	Solid	Increm, Prep	
240-1585-4	LL4SS-420M-0001-SO	Total/NA	Solid	Increm, Prep	
240-1585-5	LL4SB-421M-0001-SO	Total/NA	Solid	Increm, Prep	
240-1585-6	LL4SS416M0001/0002SO	Total/NA	Solid	Increm, Prep	
240-1585-6 MS	LL4SS416M0001/0002SO	Total/NA	Solid	Increm, Prep	
240-1585-6 MSD	LL4SS416M0001/0002SO	Total/NA	Solid	Increm, Prep	

GC/MS Semi VOA (Continued)

Leach Batch: 7607 (Continued)

Lab Sample ID	Client Sample ID	Prep Type	Matrix	Method	Prep Batch
240-1585-7	LL4SS-417M-0001-SO	Total/NA	Solid	Increm, Prep	
240-1585-10	L12SS-306M-0001-SO	Total/NA	Solid	Increm, Prep	
240-1585-11	L12SS-305M-0001-SO	Total/NA	Solid	Increm, Prep	
240-1585-12	L12SS-303M-0001-SO	Total/NA	Solid	Increm, Prep	
240-1585-13	L12SS304M0001/0002SO	Total/NA	Solid	Increm, Prep	
240-1585-13 MS	L12SS304M0001/0002SO	Total/NA	Solid	Increm, Prep	
240-1585-13 MSD	L12SS304M0001/0002SO	Total/NA	Solid	Increm, Prep	

Prep Batch: 7706

Lab Sample ID	Client Sample ID	Prep Type	Matrix	Method	Prep Batch
240-1585-10	L12SS-306M-0001-SO	Total/NA	Solid	3540C	7607
240-1585-11	L12SS-305M-0001-SO	Total/NA	Solid	3540C	7607
240-1585-12	L12SS-303M-0001-SO	Total/NA	Solid	3540C	7607
LCS 240-7706/22-A	Lab Control Sample	Total/NA	Solid	3540C	
MB 240-7706/21-A	Method Blank	Total/NA	Solid	3540C	

Analysis Batch: 8303

Lab Sample ID	Client Sample ID	Prep Type	Matrix	Method	Prep Batch
LCS 240-7317/22-A	Lab Control Sample	Total/NA	Solid	8270C/DoD	7317
MB 240-7317/21-A	Method Blank	Total/NA	Solid	8270C/DoD	7317

Analysis Batch: 9080

Lab Sample ID	Client Sample ID	Prep Type	Matrix	Method	Prep Batch
240-1585-1	LL4SS-412M-0001-SO	Total/NA	Solid	8270C/DoD	7317
240-1585-3	LL4SS-419M-0001-SO	Total/NA	Solid	8270C/DoD	7317
240-1585-4	LL4SS-420M-0001-SO	Total/NA	Solid	8270C/DoD	7317
240-1585-5	LL4SB-421M-0001-SO	Total/NA	Solid	8270C/DoD	7317
240-1585-6	LL4SS416M0001/0002SO	Total/NA	Solid	8270C/DoD	7317
240-1585-6 MSD	LL4SS416M0001/0002SO	Total/NA	Solid	8270C/DoD	7317
240-1585-7	LL4SS-417M-0001-SO	Total/NA	Solid	8270C/DoD	7317

Analysis Batch: 9528

Lab Sample ID	Client Sample ID	Prep Type	Matrix	Method	Prep Batch
240-1585-2	LL4SS414M0001/0002SO	Total/NA	Solid	8270C/DoD	7317
240-1585-2 MS	LL4SS414M0001/0002SO	Total/NA	Solid	8270C/DoD	7317

Analysis Batch: 10089

Lab Sample ID	Client Sample ID	Prep Type	Matrix	Method	Prep Batch
240-1585-2 MSD	LL4SS414M0001/0002SO	Total/NA	Solid	8270C/DoD	7317
240-1585-10	L12SS-306M-0001-SO	Total/NA	Solid	8270C/DoD	7706
240-1585-12	L12SS-303M-0001-SO	Total/NA	Solid	8270C/DoD	7706
240-1585-13	L12SS304M0001/0002SO	Total/NA	Solid	8270C/DoD	7314
240-1585-13 MS	L12SS304M0001/0002SO	Total/NA	Solid	8270C/DoD	7314
240-1585-13 MSD	L12SS304M0001/0002SO	Total/NA	Solid	8270C/DoD	7314
LCS 240-7314/2-A	Lab Control Sample	Total/NA	Solid	8270C/DoD	7314
MB 240-7314/1-A	Method Blank	Total/NA	Solid	8270C/DoD	7314
MB 240-7706/21-A	Method Blank	Total/NA	Solid	8270C/DoD	7706

Analysis Batch: 10338

Lab Sample ID	Client Sample ID	Prep Type	Matrix	Method	Prep Batch
240-1585-11	L12SS-305M-0001-SO	Total/NA	Solid	8270C/DoD	7706

GC/MS Semi VOA (Continued)

Analysis Batch: 10479

Lab Sample ID	Client Sample ID	Prep Type	Matrix	Method	Prep Batch
LCS 240-7706/22-A	Lab Control Sample	Total/NA	Solid	8270C/DoD	7706

Analysis Batch: 11019

Lab Sample ID	Client Sample ID	Prep Type	Matrix	Method	Prep Batch
240-1585-6 MS	LL4SS416M0001/0002SO	Total/NA	Solid	8270C/DoD	7317

GC Semi VOA

Prep Batch: 7321

Lab Sample ID	Client Sample ID	Prep Type	Matrix	Method	Prep Batch
240-1585-6	LL4SS416M0001/0002SO	Total/NA	Solid	3540C	7607
240-1585-7	LL4SS-417M-0001-SO	Total/NA	Solid	3540C	7607
LCS 240-7321/12-A	Lab Control Sample	Total/NA	Solid	3540C	
MB 240-7321/11-A	Method Blank	Total/NA	Solid	3540C	

Prep Batch: 7329

Lab Sample ID	Client Sample ID	Prep Type	Matrix	Method	Prep Batch
240-1585-6	LL4SS416M0001/0002SO	Total/NA	Solid	3540C	7607
240-1585-6 MS	LL4SS416M0001/0002SO	Total/NA	Solid	3540C	7607
240-1585-6 MSD	LL4SS416M0001/0002SO	Total/NA	Solid	3540C	7607
240-1585-7	LL4SS-417M-0001-SO	Total/NA	Solid	3540C	7607
LCS 240-7329/11-A	Lab Control Sample	Total/NA	Solid	3540C	
MB 240-7329/10-A	Method Blank	Total/NA	Solid	3540C	

Leach Batch: 7607

Lab Sample ID	Client Sample ID	Prep Type	Matrix	Method	Prep Batch
240-1585-6	LL4SS416M0001/0002SO	Total/NA	Solid	Increm, Prep	
240-1585-6 - RE	LL4SS416M0001/0002SO	Total/NA	Solid	Increm, Prep	
240-1585-6 MS	LL4SS416M0001/0002SO	Total/NA	Solid	Increm, Prep	
240-1585-6 MSD	LL4SS416M0001/0002SO	Total/NA	Solid	Increm, Prep	
240-1585-7	LL4SS-417M-0001-SO	Total/NA	Solid	Increm, Prep	

Analysis Batch: 8680

Lab Sample ID	Client Sample ID	Prep Type	Matrix	Method	Prep Batch
240-1585-6	LL4SS416M0001/0002SO	Total/NA	Solid	8082/DOD	7321
240-1585-7	LL4SS-417M-0001-SO	Total/NA	Solid	8082/DOD	7321
LCS 240-7321/12-A	Lab Control Sample	Total/NA	Solid	8082/DOD	7321
MB 240-7321/11-A	Method Blank	Total/NA	Solid	8082/DOD	7321

Prep Batch: 9136

Lab Sample ID	Client Sample ID	Prep Type	Matrix	Method	Prep Batch
240-1585-6 - RE	LL4SS416M0001/0002SO	Total/NA	Solid	3540C	7607
240-1585-6 MS	LL4SS416M0001/0002SO	Total/NA	Solid	3540C	7607
240-1585-6 MSD	LL4SS416M0001/0002SO	Total/NA	Solid	3540C	7607
LCS 240-9136/5-A	Lab Control Sample	Total/NA	Solid	3540C	
MB 240-9136/4-A	Method Blank	Total/NA	Solid	3540C	

Analysis Batch: 9453

Lab Sample ID	Client Sample ID	Prep Type	Matrix	Method	Prep Batch
240-1585-6 - RE	LL4SS416M0001/0002SO	Total/NA	Solid	8082/DOD	9136
240-1585-6 MS	LL4SS416M0001/0002SO	Total/NA	Solid	8082/DOD	9136
240-1585-6 MSD	LL4SS416M0001/0002SO	Total/NA	Solid	8082/DOD	9136

GC Semi VOA (Continued)

Analysis Batch: 9453 (Continued)

Lab Sample ID	Client Sample ID	Prep Type	Matrix	Method	Prep Batch
LCS 240-9136/5-A	Lab Control Sample	Total/NA	Solid	8082/DOD	9136
MB 240-9136/4-A	Method Blank	Total/NA	Solid	8082/DOD	9136

Analysis Batch: 10143

Lab Sample ID	Client Sample ID	Prep Type	Matrix	Method	Prep Batch
240-1585-6	LL4SS416M0001/0002SO	Total/NA	Solid	8081/DOD	7329
240-1585-6 MS	LL4SS416M0001/0002SO	Total/NA	Solid	8081/DOD	7329
240-1585-6 MSD	LL4SS416M0001/0002SO	Total/NA	Solid	8081/DOD	7329
240-1585-7	LL4SS-417M-0001-SO	Total/NA	Solid	8081/DOD	7329
LCS 240-7329/11-A	Lab Control Sample	Total/NA	Solid	8081/DOD	7329
MB 240-7329/10-A	Method Blank	Total/NA	Solid	8081/DOD	7329

HPLC

Analysis Batch: 1189062

Lab Sample ID	Client Sample ID	Prep Type	Matrix	Method	Prep Batch
240-1585-6	LL4SS416M0001/0002SO	Total	Solid	8330/8330A	
240-1585-6 MS	LL4SS416M0001/0002SO	Total	Solid	8330/8330A	
240-1585-6 MSD	LL4SS416M0001/0002SO	Total	Solid	8330/8330A	
240-1585-7	LL4SS-417M-0001-SO	Total	Solid	8330/8330A	
G1G080000062B	Method Blank	Total	Solid	8330/8330A	
G1G080000062C	Lab Control Sample	Total	Solid	8330/8330A	

Analysis Batch: 1189063

Lab Sample ID	Client Sample ID	Prep Type	Matrix	Method	Prep Batch
240-1585-6	LL4SS416M0001/0002SO	Total	Solid	8330 (Modified)	
240-1585-6 MS	LL4SS416M0001/0002SO	Total	Solid	8330 (Modified)	
240-1585-6 MSD	LL4SS416M0001/0002SO	Total	Solid	8330 (Modified)	
240-1585-7	LL4SS-417M-0001-SO	Total	Solid	8330 (Modified)	
G1G080000063B	Method Blank	Total	Solid	8330 (Modified)	
G1G080000063C	Lab Control Sample	Total	Solid	8330 (Modified)	

Prep Batch: 1189062_P

Lab Sample ID	Client Sample ID	Prep Type	Matrix	Method	Prep Batch
240-1585-6	LL4SS416M0001/0002SO	Total	Solid	8330	
240-1585-6 MS	LL4SS416M0001/0002SO	Total	Solid	8330	
240-1585-6 MSD	LL4SS416M0001/0002SO	Total	Solid	8330	
240-1585-7	LL4SS-417M-0001-SO	Total	Solid	8330	
G1G080000062B	Method Blank	Total	Solid	8330	
G1G080000062C	Lab Control Sample	Total	Solid	8330	

Prep Batch: 1189063_P

Lab Sample ID	Client Sample ID	Prep Type	Matrix	Method	Prep Batch
240-1585-6	LL4SS416M0001/0002SO	Total	Solid	3550A	
240-1585-6 MS	LL4SS416M0001/0002SO	Total	Solid	3550A	
240-1585-6 MSD	LL4SS416M0001/0002SO	Total	Solid	3550A	
240-1585-7	LL4SS-417M-0001-SO	Total	Solid	3550A	
G1G080000063B	Method Blank	Total	Solid	3550A	
G1G080000063C	Lab Control Sample	Total	Solid	3550A	

QC Association Summary

Client: Prudent Technologies, Inc
Project/Site: RVAAP

TestAmerica Job ID: 240-1585-1

Metals

Leach Batch: 7607

Lab Sample ID	Client Sample ID	Prep Type	Matrix	Method	Prep Batch
240-1585-6	LL4SS416M0001/0002SO	Total/NA	Solid	Increm, Prep	
240-1585-6 MS	LL4SS416M0001/0002SO	Total/NA	Solid	Increm, Prep	
240-1585-6 MSD	LL4SS416M0001/0002SO	Total/NA	Solid	Increm, Prep	
240-1585-7	LL4SS-417M-0001-SO	Total/NA	Solid	Increm, Prep	

Prep Batch: 8611

Lab Sample ID	Client Sample ID	Prep Type	Matrix	Method	Prep Batch
240-1585-6	LL4SS416M0001/0002SO	Total/NA	Solid	3050B	7607
240-1585-6 MS	LL4SS416M0001/0002SO	Total/NA	Solid	3050B	7607
240-1585-6 MSD	LL4SS416M0001/0002SO	Total/NA	Solid	3050B	7607
240-1585-7	LL4SS-417M-0001-SO	Total/NA	Solid	3050B	7607
LCS 240-8611/2-A	Lab Control Sample	Total/NA	Solid	3050B	
LCS 240-8611/2-A ^10	Lab Control Sample	Total/NA	Solid	3050B	
MB 240-8611/1-A	Method Blank	Total/NA	Solid	3050B	

Prep Batch: 8619

Lab Sample ID	Client Sample ID	Prep Type	Matrix	Method	Prep Batch
240-1585-6	LL4SS416M0001/0002SO	Total/NA	Solid	7471A	7607
240-1585-6 MS	LL4SS416M0001/0002SO	Total/NA	Solid	7471A	7607
240-1585-6 MSD	LL4SS416M0001/0002SO	Total/NA	Solid	7471A	7607
240-1585-7	LL4SS-417M-0001-SO	Total/NA	Solid	7471A	7607
LCS 240-8619/2-A	Lab Control Sample	Total/NA	Solid	7471A	
MB 240-8619/1-A	Method Blank	Total/NA	Solid	7471A	

Analysis Batch: 8899

Lab Sample ID	Client Sample ID	Prep Type	Matrix	Method	Prep Batch
240-1585-6	LL4SS416M0001/0002SO	Total/NA	Solid	7471/DOD	8619
240-1585-6 MS	LL4SS416M0001/0002SO	Total/NA	Solid	7471/DOD	8619
240-1585-6 MSD	LL4SS416M0001/0002SO	Total/NA	Solid	7471/DOD	8619
240-1585-7	LL4SS-417M-0001-SO	Total/NA	Solid	7471/DOD	8619
LCS 240-8619/2-A	Lab Control Sample	Total/NA	Solid	7471/DOD	8619
MB 240-8619/1-A	Method Blank	Total/NA	Solid	7471/DOD	8619

Analysis Batch: 13699

Lab Sample ID	Client Sample ID	Prep Type	Matrix	Method	Prep Batch
240-1585-6	LL4SS416M0001/0002SO	Total/NA	Solid	6020/DOD	8611
240-1585-6 MS	LL4SS416M0001/0002SO	Total/NA	Solid	6020/DOD	8611
240-1585-6 MSD	LL4SS416M0001/0002SO	Total/NA	Solid	6020/DOD	8611
240-1585-7	LL4SS-417M-0001-SO	Total/NA	Solid	6020/DOD	8611
LCS 240-8611/2-A ^10	Lab Control Sample	Total/NA	Solid	6020/DOD	8611
MB 240-8611/1-A	Method Blank	Total/NA	Solid	6020/DOD	8611

Analysis Batch: 13778

Lab Sample ID	Client Sample ID	Prep Type	Matrix	Method	Prep Batch
240-1585-6	LL4SS416M0001/0002SO	Total/NA	Solid	6020/DOD	8611
240-1585-6 MS	LL4SS416M0001/0002SO	Total/NA	Solid	6020/DOD	8611
240-1585-6 MSD	LL4SS416M0001/0002SO	Total/NA	Solid	6020/DOD	8611
240-1585-7	LL4SS-417M-0001-SO	Total/NA	Solid	6020/DOD	8611
LCS 240-8611/2-A	Lab Control Sample	Total/NA	Solid	6020/DOD	8611
MB 240-8611/1-A	Method Blank	Total/NA	Solid	6020/DOD	8611

Metals (Continued)

Prep Batch: 14048

Lab Sample ID	Client Sample ID	Prep Type	Matrix	Method	Prep Batch
240-1585-6	LL4SS416M0001/0002SO	Total/NA	Solid	3050B	7607
240-1585-6 MS	LL4SS416M0001/0002SO	Total/NA	Solid	3050B	7607
240-1585-6 MSD	LL4SS416M0001/0002SO	Total/NA	Solid	3050B	7607
LCS 240-14048/2-A ^10	Lab Control Sample	Total/NA	Solid	3050B	
MB 240-14048/1-A	Method Blank	Total/NA	Solid	3050B	

Analysis Batch: 14738

Lab Sample ID	Client Sample ID	Prep Type	Matrix	Method	Prep Batch
240-1585-6	LL4SS416M0001/0002SO	Total/NA	Solid	6020/DOD	14048
240-1585-6 MS	LL4SS416M0001/0002SO	Total/NA	Solid	6020/DOD	14048
240-1585-6 MSD	LL4SS416M0001/0002SO	Total/NA	Solid	6020/DOD	14048
LCS 240-14048/2-A ^10	Lab Control Sample	Total/NA	Solid	6020/DOD	14048
MB 240-14048/1-A	Method Blank	Total/NA	Solid	6020/DOD	14048

General Chemistry

Analysis Batch: 6996

Lab Sample ID	Client Sample ID	Prep Type	Matrix	Method	Prep Batch
240-1585-8	LL4SS416V0001/0002SO	Total/NA	Solid	Moisture	
240-1585-8 DU	LL4SS416V0001/0002SO	Total/NA	Solid	Moisture	
240-1585-9	LL4SS-417V-0001-SO	Total/NA	Solid	Moisture	

Analysis Batch: 7201

Lab Sample ID	Client Sample ID	Prep Type	Matrix	Method	Prep Batch
240-1585-1	LL4SS-412M-0001-SO	Total/NA	Solid	Moisture	
240-1585-2	LL4SS414M0001/0002SO	Total/NA	Solid	Moisture	
240-1585-2 DU	LL4SS414M0001/0002SO	Total/NA	Solid	Moisture	
240-1585-3	LL4SS-419M-0001-SO	Total/NA	Solid	Moisture	
240-1585-4	LL4SS-420M-0001-SO	Total/NA	Solid	Moisture	
240-1585-5	LL4SB-421M-0001-SO	Total/NA	Solid	Moisture	
240-1585-6	LL4SS416M0001/0002SO	Total/NA	Solid	Moisture	
240-1585-6 DU	LL4SS416M0001/0002SO	Total/NA	Solid	Moisture	
240-1585-7	LL4SS-417M-0001-SO	Total/NA	Solid	Moisture	
240-1585-10	L12SS-306M-0001-SO	Total/NA	Solid	Moisture	
240-1585-11	L12SS-305M-0001-SO	Total/NA	Solid	Moisture	
240-1585-12	L12SS-303M-0001-SO	Total/NA	Solid	Moisture	
240-1585-13	L12SS304M0001/0002SO	Total/NA	Solid	Moisture	
240-1585-13 DU	L12SS304M0001/0002SO	Total/NA	Solid	Moisture	

Leach Batch: 7607

Lab Sample ID	Client Sample ID	Prep Type	Matrix	Method	Prep Batch
240-1585-6	LL4SS416M0001/0002SO	Total/NA	Solid	Increm, Prep	
240-1585-7	LL4SS-417M-0001-SO	Total/NA	Solid	Increm, Prep	

Prep Batch: 8820

Lab Sample ID	Client Sample ID	Prep Type	Matrix	Method	Prep Batch
240-1585-6	LL4SS416M0001/0002SO	Total/NA	Solid	3060A	7607
240-1585-7	LL4SS-417M-0001-SO	Total/NA	Solid	3060A	7607
LCSI 240-8820/5-A	Lab Control Sample	Total/NA	Solid	3060A	
LCSS 240-8820/4-A	Lab Control Sample	Total/NA	Solid	3060A	
MB 240-8820/3-A	Method Blank	Total/NA	Solid	3060A	

General Chemistry (Continued)

Analysis Batch: 9165

Lab Sample ID	Client Sample ID	Prep Type	Matrix	Method	Prep Batch
240-1585-6	LL4SS416M0001/0002SO	Total/NA	Solid	7196A	8820
240-1585-7	LL4SS-417M-0001-SO	Total/NA	Solid	7196A	8820
LCSI 240-8820/5-A	Lab Control Sample	Total/NA	Solid	7196A	8820
LCSS 240-8820/4-A	Lab Control Sample	Total/NA	Solid	7196A	8820
MB 240-8820/3-A	Method Blank	Total/NA	Solid	7196A	8820

Analysis Batch: 1201012

Lab Sample ID	Client Sample ID	Prep Type	Matrix	Method	Prep Batch
240-1585-6	LL4SS416M0001/0002SO	Total	Solid	WS-WC-0050	
240-1585-7	LL4SS-417M-0001-SO	Total	Solid	WS-WC-0050	
G1G200000012B	Method Blank	Total	Solid	WS-WC-0050	
G1G200000012C	Lab Control Sample	Total	Solid	WS-WC-0050	

Analysis Batch: 1202173

Lab Sample ID	Client Sample ID	Prep Type	Matrix	Method	Prep Batch
240-1585-6	LL4SS416M0001/0002SO	Total	Solid	D 2216-90	
240-1585-7	LL4SS-417M-0001-SO	Total	Solid	D 2216-90	
G1G070472001X	LL4SS416M0001/0002SO	Total	Solid	D 2216-90	

Prep Batch: 1201012_P

Lab Sample ID	Client Sample ID	Prep Type	Matrix	Method	Prep Batch
240-1585-6	LL4SS416M0001/0002SO	Total	Solid	EXTRACTION, SOLID/SOLVENT (Manual)	
240-1585-7	LL4SS-417M-0001-SO	Total	Solid	EXTRACTION, SOLID/SOLVENT (Manual)	
G1G200000012B	Method Blank	Total	Solid	EXTRACTION, SOLID/SOLVENT (Manual)	
G1G200000012C	Lab Control Sample	Total	Solid	EXTRACTION, SOLID/SOLVENT (Manual)	

Lab Chronicle

Client: Prudent Technologies, Inc
Project/Site: RVAAP

TestAmerica Job ID: 240-1585-1

Client Sample ID: LL4SS-412M-0001-SO — Lab Sample ID: 240-1585-1

Date Collected: 06/26/11 11:20 — **Matrix: Solid**
Date Received: 06/27/11 16:41 — **Percent Solids: 97.9**

Prep Type	Batch Type	Batch Method	Run	Dilution Factor	Batch Number	Prepared Or Analyzed	Analyst	Lab
Total/NA	Leach	Increm, Prep			7607	07/05/11 10:00	DJ	TAL NC
Total/NA	Prep	3540C			7317	07/06/11 11:47	AR	TAL NC
Total/NA	Analysis	8270C/DoD		1	9080	07/18/11 22:14	MU	TAL NC
Total/NA	Analysis	Moisture		1	7201	07/05/11 16:58	AM	TAL NC

Client Sample ID: LL4SS414M0001/0002SO — Lab Sample ID: 240-1585-2

Date Collected: 06/26/11 12:00 — **Matrix: Solid**
Date Received: 06/27/11 16:41 — **Percent Solids: 97.5**

Prep Type	Batch Type	Batch Method	Run	Dilution Factor	Batch Number	Prepared Or Analyzed	Analyst	Lab
Total/NA	Leach	Increm, Prep			7607	07/05/11 10:00	DJ	TAL NC
Total/NA	Prep	3540C			7317	07/06/11 11:47	AR	TAL NC
Total/NA	Analysis	8270C/DoD		1	9528	07/23/11 21:44	MU	TAL NC
Total/NA	Analysis	Moisture		1	7201	07/05/11 16:58	AM	TAL NC

Client Sample ID: LL4SS-419M-0001-SO — Lab Sample ID: 240-1585-3

Date Collected: 06/26/11 09:15 — **Matrix: Solid**
Date Received: 06/27/11 16:41 — **Percent Solids: 98.1**

Prep Type	Batch Type	Batch Method	Run	Dilution Factor	Batch Number	Prepared Or Analyzed	Analyst	Lab
Total/NA	Leach	Increm, Prep			7607	07/05/11 10:00	DJ	TAL NC
Total/NA	Prep	3540C			7317	07/06/11 11:47	AR	TAL NC
Total/NA	Analysis	8270C/DoD		1	9080	07/18/11 22:33	MU	TAL NC
Total/NA	Analysis	Moisture		1	7201	07/05/11 16:58	AM	TAL NC

Client Sample ID: LL4SS-420M-0001-SO — Lab Sample ID: 240-1585-4

Date Collected: 06/26/11 10:30 — **Matrix: Solid**
Date Received: 06/27/11 16:41 — **Percent Solids: 98.0**

Prep Type	Batch Type	Batch Method	Run	Dilution Factor	Batch Number	Prepared Or Analyzed	Analyst	Lab
Total/NA	Leach	Increm, Prep			7607	07/05/11 10:00	DJ	TAL NC
Total/NA	Prep	3540C			7317	07/06/11 11:47	AR	TAL NC
Total/NA	Analysis	8270C/DoD		1	9080	07/18/11 22:52	MU	TAL NC
Total/NA	Analysis	Moisture		1	7201	07/05/11 16:58	AM	TAL NC

Client Sample ID: LL4SB-421M-0001-SO — Lab Sample ID: 240-1585-5

Date Collected: 06/26/11 10:30 — **Matrix: Solid**
Date Received: 06/27/11 16:41 — **Percent Solids: 98.3**

Prep Type	Batch Type	Batch Method	Run	Dilution Factor	Batch Number	Prepared Or Analyzed	Analyst	Lab
Total/NA	Leach	Increm, Prep			7607	07/05/11 10:00	DJ	TAL NC
Total/NA	Prep	3540C			7317	07/06/11 11:47	AR	TAL NC
Total/NA	Analysis	8270C/DoD		1	9080	07/18/11 20:37	MU	TAL NC
Total/NA	Analysis	Moisture		1	7201	07/05/11 16:58	AM	TAL NC

Lab Chronicle

Client: Prudent Technologies, Inc
Project/Site: RVAAP

TestAmerica Job ID: 240-1585-1

Client Sample ID: LL4SS416M0001/0002SO

Lab Sample ID: 240-1585-6

Date Collected: 06/26/11 14:00
Matrix: Solid
Date Received: 06/27/11 16:41
Percent Solids: 98.0

Prep Type	Batch Type	Batch Method	Run	Dilution Factor	Batch Number	Prepared Or Analyzed	Analyst	Lab
Total/NA	Leach	Increm, Prep			7607	07/05/11 10:00	DJ	TAL NC
Total/NA	Prep	3540C			7317	07/06/11 11:47	AR	TAL NC
Total/NA	Analysis	8270C/DoD		1	9080	07/18/11 20:56	MU	TAL NC
Total/NA	Leach	Increm, Prep			7607	07/05/11 10:00	DJ	TAL NC
Total/NA	Prep	3540C			7329	07/06/11 12:38	SM	TAL NC
Total/NA	Analysis	8081/DOD		20	10143	07/29/11 16:37	CV	TAL NC
Total/NA	Prep	3540C			7321	07/06/11 12:08	SM	TAL NC
Total/NA	Analysis	8082/DOD		1	8680	07/16/11 16:00	LH	TAL NC
Total/NA	Leach	Increm, Prep	RE		7607	07/05/11 10:00	DJ	TAL NC
Total/NA	Prep	3540C	RE		9136	07/20/11 12:40	CC	TAL NC
Total/NA	Analysis	8082/DOD	RE	1	9453	07/22/11 16:54	LH	TAL NC
Total	Prep	8330			1189062_P	07/08/11 09:30	TQP	TAL WSC
Total	Analysis	8330/8330A		0.98	1189062	07/20/11 13:56	NS	TAL WSC
Total	Prep	3550A			1189063_P	07/08/11 09:30	TQP	TAL WSC
Total	Analysis	8330 (Modified)		1	1189063	07/27/11 20:59	NS	TAL WSC
Total/NA	Leach	Increm, Prep			7607	07/05/11 10:00	DJ	TAL NC
Total/NA	Prep	3050B			8611	07/15/11 12:40	DE	TAL NC
Total/NA	Analysis	6020/DOD		5	13699	08/29/11 15:39	NJM	TAL NC
Total/NA	Analysis	6020/DOD		1	13778	08/26/11 00:23	NJM	TAL NC
Total/NA	Prep	3050B			14048	09/01/11 09:48	DE	TAL NC
Total/NA	Analysis	6020/DOD		1	14738	09/08/11 11:39	KC	TAL NC
Total/NA	Prep	7471A			8619	07/15/11 15:30	DE	TAL NC
Total/NA	Analysis	7471/DOD		1	8899	07/18/11 17:25	BD	TAL NC
Total/NA	Analysis	Moisture		1	7201	07/05/11 16:58	AM	TAL NC
Total/NA	Leach	Increm, Prep			7607	07/05/11 10:00	DJ	TAL NC
Total/NA	Prep	3060A			8820	07/18/11 14:13	LG	TAL NC
Total/NA	Analysis	7196A		1	9165	07/20/11 16:08	JM	TAL NC
Total	Prep	EXTRACTION, SOLID/SOLVENT (Manual)			1201012_P	07/20/11 05:35	HJA	TAL WSC
Total	Analysis	WS-WC-0050		1	1201012	07/21/11 12:35	JR	TAL WSC
Total	Analysis	D 2216-90		1	1202173	07/22/11 09:51	KG	TAL WSC

Client Sample ID: LL4SS-417M-0001-SO

Lab Sample ID: 240-1585-7

Date Collected: 06/26/11 14:06
Matrix: Solid
Date Received: 06/27/11 16:41
Percent Solids: 97.9

Prep Type	Batch Type	Batch Method	Run	Dilution Factor	Batch Number	Prepared Or Analyzed	Analyst	Lab
Total/NA	Leach	Increm, Prep			7607	07/05/11 10:00	DJ	TAL NC
Total/NA	Prep	3540C			7317	07/06/11 11:47	AR	TAL NC
Total/NA	Analysis	8270C/DoD		1	9080	07/18/11 21:54	MU	TAL NC
Total/NA	Leach	Increm, Prep			7607	07/05/11 10:00	DJ	TAL NC
Total/NA	Prep	3540C			7329	07/06/11 12:38	SM	TAL NC
Total/NA	Analysis	8081/DOD		10	10143	07/29/11 17:07	CV	TAL NC
Total/NA	Prep	3540C			7321	07/06/11 12:08	SM	TAL NC
Total/NA	Analysis	8082/DOD		1	8680	07/16/11 16:45	LH	TAL NC

Client Sample ID: LL4SS-417M-0001-SO — Lab Sample ID: 240-1585-7

Date Collected: 06/26/11 14:06 — **Matrix: Solid**
Date Received: 06/27/11 16:41

Prep Type	Batch Type	Batch Method	Run	Dilution Factor	Batch Number	Prepared Or Analyzed	Analyst	Lab
Total	Prep	8330			1189062_P	07/08/11 09:30	TQP	TAL WSC
Total	Analysis	8330/8330A		0.98	1189062	07/20/11 15:56	NS	TAL WSC
Total	Prep	3550A			1189063_P	07/08/11 09:30	TQP	TAL WSC
Total	Analysis	8330 (Modified)		0.99	1189063	07/27/11 21:42	NS	TAL WSC
Total/NA	Leach	Increm, Prep			7607	07/05/11 10:00	DJ	TAL NC
Total/NA	Prep	3050B			8611	07/15/11 13:42	DE	TAL NC
Total/NA	Analysis	6020/DOD		1	13699	08/29/11 15:54	NJM	TAL NC
Total/NA	Analysis	6020/DOD		1	13778	08/26/11 00:51	NJM	TAL NC
Total/NA	Prep	7471A			8619	07/15/11 15:30	DE	TAL NC
Total/NA	Analysis	7471/DOD		1	8899	07/18/11 17:29	BD	TAL NC
Total/NA	Analysis	Moisture		1	7201	07/05/11 16:58	AM	TAL NC
Total/NA	Leach	Increm, Prep			7607	07/05/11 10:00	DJ	TAL NC
Total/NA	Prep	3060A			8820	07/18/11 14:13	LG	TAL NC
Total/NA	Analysis	7196A		1	9165	07/20/11 16:09	JM	TAL NC
Total	Prep	EXTRACTION, SOLID/SOLVENT (Manual)			1201012_P	07/20/11 05:35	HJA	TAL WSC
Total	Analysis	WS-WC-0050		1	1201012	07/21/11 12:37	JR	TAL WSC
Total	Analysis	D 2216-90		1	1202173	07/22/11 09:51	KG	TAL WSC

Client Sample ID: LL4SS416V0001/0002SO — Lab Sample ID: 240-1585-8

Date Collected: 06/26/11 14:10 — **Matrix: Solid**
Date Received: 06/27/11 16:41 — **Percent Solids: 91.3**

Prep Type	Batch Type	Batch Method	Run	Dilution Factor	Batch Number	Prepared Or Analyzed	Analyst	Lab
Total/NA	Prep	5035			7596	07/07/11 15:43	BF	TAL NC
Total/NA	Analysis	8260B/DoD		1	7735	07/08/11 16:43	SM	TAL NC
Total/NA	Analysis	Moisture		1	6996	07/02/11 14:04	AM	TAL NC

Client Sample ID: LL4SS-417V-0001-SO — Lab Sample ID: 240-1585-9

Date Collected: 06/26/11 14:10 — **Matrix: Solid**
Date Received: 06/27/11 16:41 — **Percent Solids: 89.9**

Prep Type	Batch Type	Batch Method	Run	Dilution Factor	Batch Number	Prepared Or Analyzed	Analyst	Lab
Total/NA	Prep	5035			7596	07/07/11 15:43	BF	TAL NC
Total/NA	Analysis	8260B/DoD		1	7735	07/08/11 17:26	SM	TAL NC
Total/NA	Analysis	Moisture		1	6996	07/02/11 14:04	AM	TAL NC

Client Sample ID: L12SS-306M-0001-SO — Lab Sample ID: 240-1585-10

Date Collected: 06/26/11 15:20 — **Matrix: Solid**
Date Received: 06/27/11 16:41 — **Percent Solids: 97.8**

Prep Type	Batch Type	Batch Method	Run	Dilution Factor	Batch Number	Prepared Or Analyzed	Analyst	Lab
Total/NA	Leach	Increm, Prep			7607	07/05/11 10:00	DJ	TAL NC
Total/NA	Prep	3540C			7706	07/08/11 11:44	SE	TAL NC

Lab Chronicle

Client: Prudent Technologies, Inc
Project/Site: RVAAP

TestAmerica Job ID: 240-1585-1

Client Sample ID: L12SS-306M-0001-SO — Lab Sample ID: 240-1585-10

Date Collected: 06/26/11 15:20 — **Matrix: Solid**
Date Received: 06/27/11 16:41 — **Percent Solids: 97.8**

Prep Type	Batch Type	Batch Method	Run	Dilution Factor	Batch Number	Prepared Or Analyzed	Analyst	Lab
Total/NA	Analysis	8270C/DoD		2	10089	07/27/11 19:33	MU	TAL NC
Total/NA	Analysis	Moisture		1	7201	07/05/11 17:23	AM	TAL NC

Client Sample ID: L12SS-305M-0001-SO — Lab Sample ID: 240-1585-11

Date Collected: 06/26/11 15:30 — **Matrix: Solid**
Date Received: 06/27/11 16:41 — **Percent Solids: 97.4**

Prep Type	Batch Type	Batch Method	Run	Dilution Factor	Batch Number	Prepared Or Analyzed	Analyst	Lab
Total/NA	Leach	Increm, Prep			7607	07/05/11 10:00	DJ	TAL NC
Total/NA	Prep	3540C			7706	07/08/11 11:44	SE	TAL NC
Total/NA	Analysis	8270C/DoD		4	10338	07/30/11 20:50	MU	TAL NC
Total/NA	Analysis	Moisture		1	7201	07/05/11 17:23	AM	TAL NC

Client Sample ID: L12SS-303M-0001-SO — Lab Sample ID: 240-1585-12

Date Collected: 06/26/11 15:50 — **Matrix: Solid**
Date Received: 06/27/11 16:41 — **Percent Solids: 96.5**

Prep Type	Batch Type	Batch Method	Run	Dilution Factor	Batch Number	Prepared Or Analyzed	Analyst	Lab
Total/NA	Leach	Increm, Prep			7607	07/05/11 10:00	DJ	TAL NC
Total/NA	Prep	3540C			7706	07/08/11 11:44	SE	TAL NC
Total/NA	Analysis	8270C/DoD		20	10089	07/27/11 18:56	MU	TAL NC
Total/NA	Analysis	Moisture		1	7201	07/05/11 17:23	AM	TAL NC

Client Sample ID: L12SS304M0001/0002SO — Lab Sample ID: 240-1585-13

Date Collected: 06/26/11 16:25 — **Matrix: Solid**
Date Received: 06/27/11 16:41 — **Percent Solids: 96.9**

Prep Type	Batch Type	Batch Method	Run	Dilution Factor	Batch Number	Prepared Or Analyzed	Analyst	Lab
Total/NA	Leach	Increm, Prep			7607	07/05/11 10:00	DJ	TAL NC
Total/NA	Prep	3540C			7314	07/06/11 11:43	SM	TAL NC
Total/NA	Analysis	8270C/DoD		50	10089	07/27/11 17:59	MU	TAL NC
Total/NA	Analysis	Moisture		1	7201	07/05/11 17:23	AM	TAL NC

Laboratory References:
TAL NC = TestAmerica North Canton, 4101 Shuffel Street NW, North Canton, OH 44720, TEL (330)497-9396
TAL WSC = TestAmerica West Sacramento, 880 Riverside Parkway, West Sacramento, CA 95605, TEL (916)373-5600

Certification Summary

Client: Prudent Technologies, Inc
Project/Site: RVAAP

TestAmerica Job ID: 240-1585-1

Laboratory	Authority	Program	EPA Region	Certification ID
TestAmerica North Canton	ACLASS	DoD ELAP		ADE-1437
TestAmerica North Canton	California	NELAC	9	01144CA
TestAmerica North Canton	Connecticut	State Program	1	PH-0590
TestAmerica North Canton	Florida	NELAC	4	E87225
TestAmerica North Canton	Georgia	Georgia EPD	4	N/A
TestAmerica North Canton	Illinois	NELAC	5	200004
TestAmerica North Canton	Kansas	NELAC	7	E-10336
TestAmerica North Canton	Kentucky	State Program	4	58
TestAmerica North Canton	Minnesota	NELAC	5	039-999-348
TestAmerica North Canton	Nevada	State Program	9	OH-000482008A
TestAmerica North Canton	New Jersey	NELAC	2	OH001
TestAmerica North Canton	New York	NELAC	2	10975
TestAmerica North Canton	Ohio	OVAP	5	CL0024
TestAmerica North Canton	Pennsylvania	NELAC	3	68-00340
TestAmerica North Canton	USDA	USDA		P330-11-00328
TestAmerica North Canton	Virginia	NELAC Secondary AB	3	460175
TestAmerica North Canton	West Virginia	West Virginia DEP	3	210
TestAmerica North Canton	Wisconsin	State Program	5	999518190
TestAmerica West Sacramento		USEPA UCMR		CA00044
TestAmerica West Sacramento	A2LA	DoD ELAP		2928-01
TestAmerica West Sacramento	Alaska	Alaska UST	10	UST-055
TestAmerica West Sacramento	Arizona	State Program	9	AZ0708
TestAmerica West Sacramento	Arkansas	State Program	6	88-0691
TestAmerica West Sacramento	California	NELAC	9	1119CA
TestAmerica West Sacramento	Colorado	State Program	8	N/A
TestAmerica West Sacramento	Connecticut	State Program	1	PH-0691
TestAmerica West Sacramento	Florida	NELAC	4	E87570
TestAmerica West Sacramento	Georgia	State Program	4	960
TestAmerica West Sacramento	Guam	State Program	9	N/A
TestAmerica West Sacramento	Hawaii	State Program	9	N/A
TestAmerica West Sacramento	Illinois	NELAC	5	200060
TestAmerica West Sacramento	Kansas	NELAC	7	E-10375
TestAmerica West Sacramento	Louisiana	NELAC	6	30612
TestAmerica West Sacramento	Michigan	State Program	5	9947
TestAmerica West Sacramento	Nevada	State Program	9	CA44
TestAmerica West Sacramento	New Jersey	NELAC	2	CA005
TestAmerica West Sacramento	New Mexico	State Program	6	N/A
TestAmerica West Sacramento	New York	NELAC	2	11666
TestAmerica West Sacramento	Oregon	NELAC	10	CA200005
TestAmerica West Sacramento	Pennsylvania	NELAC	3	68-01272
TestAmerica West Sacramento	South Carolina	State Program	4	87014
TestAmerica West Sacramento	Texas	NELAC	6	T104704399-08-TX
TestAmerica West Sacramento	US Fish & Wildlife	US Fish & Wildlife		LE148388-0
TestAmerica West Sacramento	USDA	USDA		P330-09-00055
TestAmerica West Sacramento	Utah	NELAC	8	QUAN1
TestAmerica West Sacramento	Virginia	State Program	3	178
TestAmerica West Sacramento	Washington	State Program	10	C581
TestAmerica West Sacramento	West Virginia	West Virginia DEP	3	334
TestAmerica West Sacramento	West Virginia	West Virginia DHHR (DW)	3	9930C
TestAmerica West Sacramento	Wisconsin	State Program	5	998204680
TestAmerica West Sacramento	Wyoming	State Program	8	8TMS-Q

Accreditation may not be offered or required for all methods and analytes reported in this package. Please contact your project manager for the laboratory's current list of certified methods and analytes.

Chain of Custody Record

TestAmerica
THE LEADER IN ENVIRONMENTAL TESTING

TestAmerica Laboratory location: NORTH CANTON
Regulatory program: ☐ DW ☐ NPDES ☐ RCRA ☒ Other RVAAP

TestAmerica Laboratories, Inc.

Client Contact				
Company Name: PRUDENT TECHNOLOGIES	Client Project Manager: JOHN JENT	Site Contact: JOHN JENT	Lab Contact: MARK LOEB	COC No: 014327
Address: ~~8252~~ 4242 MEDICAL DR	Telephone: 502 439-8005	Telephone: 502-439-8005	Telephone: 330-497-9396	1 of 2 COCs
City/State/Zip: SAN ANTONIO, TX 78229	Email: JPJent@prudentwb.com	Analysis Turnaround Time (in BUS days) TAT if different from below ☐ 3 weeks ☒ 2 weeks ☐ 1 week ☐ 2 days ☐ 1 day		For lab use only: Walk-in client ☐ Lab pickup ☐ Lab sampling ☐ Job/SDG No:
Phone: 210-822-9588				
Project Name: LLs 1-4, 12	Method of Shipment/Carrier: TESTAMER. PICKUP			
Project Number: W912QR-10-P-0037	Shipping/Tracking No: —			
PO #				

Analyses

Sample Identification	Sample Date	Sample Time	Matrix: Air	Aqueous	Sediment	Solid	Other:	Containers & Preservatives: H2SO4	HNO3	HCl	NaOH	ZnAc/NaOH	Unpres	Other:	Filtered Sample (Y/N)	Composite=C / Grab=G	6010 B TAL	8330B NON PULV	PROPELLANT	8270C SVOC	8081 PESTICIDE	8082 PCB	8270C-LL (PAH)	7196A CR+6	7471A HG	8260B VOC	Sample Specific Notes / Special Instructions:
LL455-~~412~~ 412M-0001-SO	6-26-2011	1120				X																	X				
LL455-414M-0001-SO		1200																					X				
LL455-414M-0002-SO(MS/MSD)		1200																					X				
~~LL455-416M-0001-SO~~		~~1400~~																									
LL455-419M-0001-SO		0915																					X				
LL455-420M-0001-SO		1030																					X				
LL455-421M-0001-SO		1030																					X				
LL455-416M-0001-SO		1400															X	X	X	X	X	X		X	X		
LL455-416M-0002-SO(MS/MSD)		1400															*	X	X	X	X	X					
LL455-417M-0001-SO	6-26-2011	1400				X											X	X	X	X	X	X		X	X		

Possible Hazard Identification: ☒ Non-Hazard ☐ Flammable ☐ Skin Irritant ☐ Poison B ☐ Unknown

Sample Disposal (A fee may be assessed if samples are retained longer than 1 month): ☐ Return to Client ☒ Disposal By Lab ☐ Archive For _____ Months

Special Instructions/QC Requirements & Comments:

Relinquished by:	Company:	Date/Time:	Received by:	Company:	Date/Time:
[signature]	PRUDENT	6-27-2011 1600	[signature]	TAL-NC	6/27/11 1600
[signature]	TAL-NC	6/27/11 1641			
			Received in Laboratory by: [signature]	TAL	6-27-11 1641

©2008, TestAmerica Laboratories, Inc. All rights reserved.
TestAmerica & Design ™ are trademarks of TestAmerica Laboratories, Inc.

TAL 0018-1 (04/10)

Chain of Custody Record

TestAmerica
THE LEADER IN ENVIRONMENTAL TESTING

TestAmerica Laboratory location: N. CANTON
Regulatory program: ☐ DW ☐ NPDES ☐ RCRA ☒ Other RVAAP

TestAmerica Laboratories, Inc.

Client Contact				
Company Name: PRUDENT TECH	Client Project Manager: JOHN JENT	Site Contact: John Jent	Lab Contact: MARK LOEB	COC No: 014328
Address: 4242 MEDICAL DR SUITE 5250	Telephone: 502-439-8005	Telephone: 502-439-8005	Telephone: 330-497-9396	2 of 2 COCs
City/State/Zip: SAN ANTONIO, TX 78229	Email: jpjent@prudentweb.com			
Phone: 210-822-9588				
Project Name: LLS1-4,12	Method of Shipment/Carrier: TestAmerica Pickup			
Project Number: W912QR-10-P-0037	Shipping/Tracking No:			
PO#				

Analysis Turnaround Time (in BUS days)
TAT if different from below _____
☐ 3 weeks
☒ 2 weeks
☐ 1 week
☐ 2 days
☐ 1 day

For lab use only
Walk-in client ☐
Lab pickup ☐
Lab sampling ☐
Job/SDG No:

Analyses

Sample Identification	Sample Date	Sample Time	Matrix: Air	Aqueous	Sediment	Solid	Other:	Containers & Preservatives: H2SO4	HNO3	HCl	NaOH	ZnAc/NaOH	Unpres	Other: MeOH	Filtered Sample (Y/N)	Composite-C/Grab-G	6010B TAL	8330B NON PULV	PROPELLANTS	8270C SVOC	8081 PESTI	8082 PCB	8270C-LL (PAH)	7196 CRTE	7471A HG	8260B VOC	Sample Specific Notes / Special Instructions:
LL4SS-416V-0001-SO	6-26-2011	1410		~~X~~		~~X~~								X												X	
LL4SS-416V-0002-SO(MS/MSD)		1410		X		X								X												X	
LL4SS-417V-0001-SO		1410				X								X												X	
L12SS-306M-0001-SO		1520				X																	X				
L12SS-305M-0001-SO		1530				X																	X				
L12SS-303M-0001-SO		1550				X																	X				
L12SS-304M-0001-SO		1625				X																	X				
L12SS-304M-0002-SO(MS/MSD)	6-26-2011	1625				X																	X				

Possible Hazard Identification
☒ Non-Hazard ☐ Flammable ☐ Skin Irritant ☐ Poison B ☐ Unknown

Sample Disposal (A fee may be assessed if samples are retained longer than 1 month)
☐ Return to Client ☒ Disposal By Lab ☐ Archive For _____ Months

Special Instructions/QC Requirements & Comments:

Relinquished by:	Company:	Date/Time:	Received by:	Company:	Date/Time:
[signature]	PRUDENT	6-27-2011 1600	[signature]	TAL-NC	6/27/11-1600
[signature]	TAL-NC	6/27/11-1641			
			Received in Laboratory by: [signature]	TAL	6-27-11 1641

©2008, TestAmerica Laboratories, Inc. All rights reserved.
TestAmerica & Design ™ are trademarks of TestAmerica Laboratories, Inc.

TAL 0018-1 (04/10)

TestAmerica Cooler Receipt Form/Narrative **Lot Number:** 240-1585
North Canton Facility

Client Prudent Project LLS1-4.12 By Jill Clark (Signature)
Cooler Received on 6.27.11 Opened on 6.28.11
FedEx ☐ UPS ☐ DHL ☐ FAS ☐ Stetson ☐ Client Drop Off ☐ TestAmerica Courier ☒ Other ____
TestAmerica Cooler # ____ Multiple Coolers ☒ Foam Box ☐ Client Cooler ☐ Other ____

1. Were custody seals on the outside of the cooler(s)? Yes ☐ No ☒ Intact? Yes ☐ No ☐ NA ☒
   If YES, Quantity ____ Quantity Unsalvageable ____
   Were custody seals on the outside of cooler(s) signed and dated? Yes ☐ No ☐ NA ☒
   Were custody seals on the bottle(s)? Yes ☐ No ☒
   If YES, are there any exceptions? ____
2. Shippers' packing slip attached to the cooler(s)? Yes ☐ No ☒
3. Did custody papers accompany the sample(s)? Yes ☒ No ☐ Relinquished by client? Yes ☒ No ☐
4. Were the custody papers signed in the appropriate place? Yes ☒ No ☐
5. Packing material used: Bubble Wrap ☐ Foam ☐ None ☒ Other ____
6. Cooler temperature upon receipt ____ °C See back of form for multiple coolers/temps ☒
   METHOD: IR ☒ Other ☐ ____
   COOLANT: Wet Ice ☒ Blue Ice ☐ Dry Ice ☐ Water ☐ None ☐
7. Did all bottles arrive in good condition (Unbroken)? Yes ☒ No ☐
8. Could all bottle labels be reconciled with the COC? Yes ☒ No ☐
9. Were sample(s) at the correct pH upon receipt? Yes ☐ No ☐ NA ☒
10. Were correct bottle(s) used for the test(s) indicated? Yes ☒ No ☐
11. Were air bubbles >6 mm in any VOA vials? Yes ☐ No ☐ NA ☒
12. Sufficient quantity received to perform indicated analyses? Yes ☒ No ☐
13. Was a trip blank present in the cooler(s)? Yes ☐ No ☒ Were VOAs on the COC? Yes ☒ No ☐

Contacted PM ____ Date ____ by ____ via Verbal ☐ Voice Mail ☐ Other ☐
Concerning ____

14. CHAIN OF CUSTODY

The following discrepancies occurred:

15. SAMPLE CONDITION

Sample(s) ____ were received after the recommended holding time had expired.
Sample(s) ____ were received in a broken container.
Sample(s) ____ were received with bubble >6 mm in diameter. (Notify PM)

16. SAMPLE PRESERVATION

Sample(s) ____ were further preserved in Sample Receiving to meet recommended pH level(s). *Nitric Acid Lot#* 100110-HNO_3; *Sulfuric Acid Lot#* 110410-H_2SO_4; *Sodium Hydroxide Lot#* 100108 -*NaOH; Hydrochloric Acid Lot#* 092006-*HCl; Sodium Hydroxide and Zinc Acetate Lot#* 100108-$(CH_3COO)_2ZN/NaOH$. What time was preservative added to sample(s)? ____

Client ID	pH	Date	Initials

TestAmerica Cooler Receipt Form/Narrative
North Canton Facility

Client ID	pH	Date	Initials

Cooler #	Temp. °C	Method	Coolant
L780	5.3	IR	Wet Ice
No#	4.7	↓	↓

Discrepancies Cont'd:

Login Sample Receipt Checklist

Client: Prudent Technologies, Inc

Job Number: 240-1585-1

Login Number: 1585
List Number: 1
Creator: Sutek, Nick

List Source: TestAmerica North Canton

Question	Answer	Comment
Radioactivity either was not measured or, if measured, is at or below background	N/A	
The cooler's custody seal, if present, is intact.	True	
The cooler or samples do not appear to have been compromised or tampered with.	True	
Samples were received on ice.	True	
Cooler Temperature is acceptable.	True	5.3 4.7
Cooler Temperature is recorded.	True	
COC is present.	True	
COC is filled out in ink and legible.	True	
COC is filled out with all pertinent information.	True	
Is the Field Sampler's name present on COC?	True	
There are no discrepancies between the sample IDs on the containers and the COC.	True	
Samples are received within Holding Time.	True	
Sample containers have legible labels.	True	
Containers are not broken or leaking.	True	
Sample collection date/times are provided.	True	
Appropriate sample containers are used.	True	
Sample bottles are completely filled.	True	
Sample Preservation Verified.	True	
There is sufficient vol. for all requested analyses, incl. any requested MS/MSDs	True	
VOA sample vials do not have headspace or bubble is <6mm (1/4") in diameter.	True	
Multiphasic samples are not present.	True	
Samples do not require splitting or compositing.	True	
Residual Chlorine Checked.	N/A	

TestAmerica

THE LEADER IN ENVIRONMENTAL TESTING

ANALYTICAL REPORT

TestAmerica Laboratories, Inc.
TestAmerica North Canton
4101 Shuffel Street NW
North Canton, OH 44720
Tel: (330)497-9396

TestAmerica Job ID: 240-1585-2
Client Project/Site: RVAAP

For:
Prudent Technologies, Inc
4242 Medical Drive
Suite 7250
San Antonio, Texas 78229

Attn: Ms. Amanda L. Miller

Authorized for release by:
10/05/2011 09:09:43 AM

Mark Loeb
Project Manager II
mark.loeb@testamericainc.com

LINKS

Review your project results through TotalAccess

Have a Question? Ask The Expert

Visit us at: www.testamericainc.com

This report has been electronically signed and authorized by the signatory. Electronic signature is intended to be the legally binding equivalent of a traditionally handwritten signature.

Table of Contents

Cover Page 1
Table of Contents 2
Definitions/Glossary 3
Case Narrative 4
Method Summary 6
Sample Summary 7
Detection Summary 8
Client Sample Results 9
QC Sample Results 10
QC Association Summary 11
Lab Chronicle 12
Certification Summary 13
Chain of Custody 14
Receipt Checklists 18

Definitions/Glossary

Client: Prudent Technologies, Inc
Project/Site: RVAAP

TestAmerica Job ID: 240-1585-2

Qualifiers

Metals

Qualifier	Qualifier Description
J	Estimated: The analyte was positively identified; the quantitation is an estimation

Glossary

Abbreviation	These commonly used abbreviations may or may not be present in this report.
☼	Listed under the "D" column to designate that the result is reported on a dry weight basis
%R	Percent Recovery
CNF	Contains no Free Liquid
DL, RA, RE, IN	Indicates a Dilution, Reanalysis, Re-extraction, or additional Initial metals/anion analysis of the sample
EDL	Estimated Detection Limit
EPA	United States Environmental Protection Agency
MDL	Method Detection Limit
ML	Minimum Level (Dioxin)
ND	Not detected at the reporting limit (or MDL or EDL if shown)
PQL	Practical Quantitation Limit
RL	Reporting Limit
RPD	Relative Percent Difference, a measure of the relative difference between two points
TEF	Toxicity Equivalent Factor (Dioxin)
TEQ	Toxicity Equivalent Quotient (Dioxin)

Job ID: 240-1585-2

Laboratory: TestAmerica North Canton

Narrative

CASE NARRATIVE

Client: Prudent Technologies, Inc

Project: RVAAP

Report Number: 240-1585-2

With the exceptions noted as flags or footnotes, standard analytical protocols were followed in the analysis of the samples and no problems were encountered or anomalies observed. In addition all laboratory quality control samples were within established control limits, with any exceptions noted below. Each sample was analyzed to achieve the lowest possible reporting limit within the constraints of the method. In some cases, due to interference or analytes present at high concentrations, samples were diluted. For diluted samples, the reporting limits are adjusted relative to the dilution required.

Calculations are performed before rounding to avoid round-off errors in calculated results.

All holding times were met and proper preservation noted for the methods performed on these samples, unless otherwise detailed in the individual sections below.

TestAmerica utilizes USEPA approved methods and DOD QSM, where applicable, in all analytical work. The samples presented in this report were analyzed for the parameter(s) listed on the analytical methods summary page in accordance with the method(s) indicated. A summary of QC data for these analyses is included at the back of the report.

TestAmerica North Canton attests to the validity of the laboratory data generated by TestAmerica facilities reported herein. All analyses performed by TestAmerica facilities were done using established laboratory SOPs that incorporate QA/QC procedures described in the applicable methods. TestAmerica's operations groups have reviewed the data for compliance with the laboratory QA/QC plan, and data have been found to be compliant with laboratory protocols unless otherwise noted below.

All solid sample results are reported on an "as received" basis unless otherwise indicated by the presence of a % solids value in the method header.

This laboratory report is confidential and is intended for the sole use of TestAmerica and its client.

All parameters for which TestAmerica North Canton has certification were evaluated to the limit of detection (LOD) and include qualified results where applicable. Parameters not certified under QSM, if any, were evaluated to the detection limit (DL) and include qualified results where applicable.

The sample(s) that contain constituents flagged with U are undetected. The result associated with this flag is the limit of detection (LOD).

RECEIPT

The samples were received on 06/27/2011; the samples arrived in good condition, properly preserved and on ice. The temperature of the coolers at receipt were 4.7 and 5.3 C.

TOTAL METALS (ICPMS)

Samples L12SS-303M-0001-SO (240-1585-12) and L12SS304M0001/0002SO (240-1585-13) were analyzed for total metals (ICPMS) in accordance with EPA SW-846 Method 6020 DoD. The samples were leached on 07/05/2011, prepared on 09/27/2011 and analyzed on 09/28/2011.

Arsenic was detected in method blank MB 240-16917/1-A at a level that was above the method detection limit but below the reporting limit. The value should be considered an estimate, and has been flagged “J”. If the associated sample reported a result above the MDL and/or RL, the result has been “B” flagged. Refer to the QC report for details.

Job ID: 240-1585-2 (Continued)

Laboratory: TestAmerica North Canton (Continued)

No other difficulties were encountered during the metals analyses. All other quality control parameters were within the acceptance limits.

Method Summary

Client: Prudent Technologies, Inc
Project/Site: RVAAP

TestAmerica Job ID: 240-1585-2

Method	Method Description	Protocol	Laboratory
6020/DOD	Metals (ICP/MS)	SW846	TAL NC

Protocol References:

SW846 = "Test Methods For Evaluating Solid Waste, Physical/Chemical Methods", Third Edition, November 1986 And Its Updates.

Laboratory References:

TAL NC = TestAmerica North Canton, 4101 Shuffel Street NW, North Canton, OH 44720, TEL (330)497-9396

Sample Summary

Client: Prudent Technologies, Inc
Project/Site: RVAAP

TestAmerica Job ID: 240-1585-2

Lab Sample ID	Client Sample ID	Matrix	Collected	Received
240-1585-12	L12SS-303M-0001-SO	Solid	06/26/11 15:50	06/27/11 16:41
240-1585-13	L12SS304M0001/0002SO	Solid	06/26/11 16:25	06/27/11 16:41

Detection Summary

Client: Prudent Technologies, Inc
Project/Site: RVAAP

TestAmerica Job ID: 240-1585-2

Client Sample ID: L12SS-303M-0001-SO — Lab Sample ID: 240-1585-12

Analyte	Result	Qualifier	LOQ	DL	Unit	Dil Fac	D	Method	Prep Type
Arsenic	11		0.51	0.053	mg/Kg	1	☼	6020/DOD	Total/NA

Client Sample ID: L12SS304M0001/0002SO — Lab Sample ID: 240-1585-13

Analyte	Result	Qualifier	LOQ	DL	Unit	Dil Fac	D	Method	Prep Type
Arsenic	11		0.46	0.049	mg/Kg	1	☼	6020/DOD	Total/NA

Client Sample Results

Client: Prudent Technologies, Inc
Project/Site: RVAAP

TestAmerica Job ID: 240-1585-2

Client Sample ID: L12SS-303M-0001-SO

Lab Sample ID: 240-1585-12

Date Collected: 06/26/11 15:50
Date Received: 06/27/11 16:41

Matrix: Solid
Percent Solids: 96.5

Method: 6020/DOD - Metals (ICP/MS)

Analyte	Result	Qualifier	LOQ	DL	Unit	D	Prepared	Analyzed	Dil Fac
Arsenic	11		0.51	0.053	mg/Kg	☼	09/27/11 14:41	09/28/11 09:01	1

Client Sample ID: L12SS304M0001/0002SO

Lab Sample ID: 240-1585-13

Date Collected: 06/26/11 16:25
Date Received: 06/27/11 16:41

Matrix: Solid
Percent Solids: 96.9

Method: 6020/DOD - Metals (ICP/MS)

Analyte	Result	Qualifier	LOQ	DL	Unit	D	Prepared	Analyzed	Dil Fac
Arsenic	11		0.46	0.049	mg/Kg	☼	09/27/11 14:41	09/28/11 09:06	1

QC Sample Results

Client: Prudent Technologies, Inc
Project/Site: RVAAP

TestAmerica Job ID: 240-1585-2

Method: 6020/DOD - Metals (ICP/MS)

Lab Sample ID: MB 240-16917/1-A — **Client Sample ID: Method Blank**
Matrix: Solid — **Prep Type: Total/NA**
Analysis Batch: 17129 — **Prep Batch: 16917**

Analyte	MB Result	MB Qualifier	LOQ	DL	Unit	D	Prepared	Analyzed	Dil Fac
Arsenic	0.114	J	0.50	0.052	mg/Kg		09/27/11 11:54	09/28/11 07:53	1

Lab Sample ID: LCS 240-16917/2-A — **Client Sample ID: Lab Control Sample**
Matrix: Solid — **Prep Type: Total/NA**
Analysis Batch: 17129 — **Prep Batch: 16917**

Analyte	Spike Added	LCS Result	LCS Qualifier	Unit	D	% Rec	% Rec. Limits
Arsenic	100	81.2		mg/Kg		81	73 - 110

QC Association Summary

Client: Prudent Technologies, Inc
Project/Site: RVAAP

TestAmerica Job ID: 240-1585-2

Metals

Leach Batch: 7607

Lab Sample ID	Client Sample ID	Prep Type	Matrix	Method	Prep Batch
240-1585-12	L12SS-303M-0001-SO	Total/NA	Solid	Increm, Prep	
240-1585-13	L12SS304M0001/0002SO	Total/NA	Solid	Increm, Prep	

Prep Batch: 16917

Lab Sample ID	Client Sample ID	Prep Type	Matrix	Method	Prep Batch
240-1585-12	L12SS-303M-0001-SO	Total/NA	Solid	3050B	7607
240-1585-13	L12SS304M0001/0002SO	Total/NA	Solid	3050B	7607
LCS 240-16917/2-A	Lab Control Sample	Total/NA	Solid	3050B	
MB 240-16917/1-A	Method Blank	Total/NA	Solid	3050B	

Analysis Batch: 17129

Lab Sample ID	Client Sample ID	Prep Type	Matrix	Method	Prep Batch
240-1585-12	L12SS-303M-0001-SO	Total/NA	Solid	6020/DOD	16917
240-1585-13	L12SS304M0001/0002SO	Total/NA	Solid	6020/DOD	16917
LCS 240-16917/2-A	Lab Control Sample	Total/NA	Solid	6020/DOD	16917
MB 240-16917/1-A	Method Blank	Total/NA	Solid	6020/DOD	16917

Lab Chronicle

Client: Prudent Technologies, Inc
Project/Site: RVAAP

TestAmerica Job ID: 240-1585-2

Client Sample ID: L12SS-303M-0001-SO

Lab Sample ID: 240-1585-12

Date Collected: 06/26/11 15:50
Matrix: Solid
Date Received: 06/27/11 16:41
Percent Solids: 96.5

Prep Type	Batch Type	Batch Method	Run	Dilution Factor	Batch Number	Prepared Or Analyzed	Analyst	Lab
Total/NA	Leach	Increm, Prep			7607	07/05/11 10:00	DJ	TAL NC
Total/NA	Prep	3050B			16917	09/27/11 14:41	AS	TAL NC
Total/NA	Analysis	6020/DOD		1	17129	09/28/11 09:01	KC	TAL NC

Client Sample ID: L12SS304M0001/0002SO

Lab Sample ID: 240-1585-13

Date Collected: 06/26/11 16:25
Matrix: Solid
Date Received: 06/27/11 16:41
Percent Solids: 96.9

Prep Type	Batch Type	Batch Method	Run	Dilution Factor	Batch Number	Prepared Or Analyzed	Analyst	Lab
Total/NA	Leach	Increm, Prep			7607	07/05/11 10:00	DJ	TAL NC
Total/NA	Prep	3050B			16917	09/27/11 14:41	AS	TAL NC
Total/NA	Analysis	6020/DOD		1	17129	09/28/11 09:06	KC	TAL NC

Laboratory References:
TAL NC = TestAmerica North Canton, 4101 Shuffel Street NW, North Canton, OH 44720, TEL (330)497-9396

Certification Summary

Client: Prudent Technologies, Inc
Project/Site: RVAAP

TestAmerica Job ID: 240-1585-2

Laboratory	Authority	Program	EPA Region	Certification ID
TestAmerica North Canton	ACLASS	DoD ELAP		ADE-1437
TestAmerica North Canton	California	NELAC	9	01144CA
TestAmerica North Canton	Connecticut	State Program	1	PH-0590
TestAmerica North Canton	Florida	NELAC	4	E87225
TestAmerica North Canton	Georgia	Georgia EPD	4	N/A
TestAmerica North Canton	Illinois	NELAC	5	200004
TestAmerica North Canton	Kansas	NELAC	7	E-10336
TestAmerica North Canton	Kentucky	State Program	4	58
TestAmerica North Canton	Minnesota	NELAC	5	039-999-348
TestAmerica North Canton	Nevada	State Program	9	OH-000482008A
TestAmerica North Canton	New Jersey	NELAC	2	OH001
TestAmerica North Canton	New York	NELAC	2	10975
TestAmerica North Canton	Ohio	OVAP	5	CL0024
TestAmerica North Canton	Pennsylvania	NELAC	3	68-00340
TestAmerica North Canton	USDA	USDA		P330-11-00328
TestAmerica North Canton	Virginia	NELAC Secondary AB	3	460175
TestAmerica North Canton	West Virginia	West Virginia DEP	3	210
TestAmerica North Canton	Wisconsin	State Program	5	999518190

Accreditation may not be offered or required for all methods and analytes reported in this package. Please contact your project manager for the laboratory's current list of certified methods and analytes.

Chain of Custody Record

TestAmerica
THE LEADER IN ENVIRONMENTAL TESTING

TestAmerica Laboratory location: NORTH CANTON
Regulatory program: ☐ DW ☐ NPDES ☐ RCRA ☒ Other RVAAP

TestAmerica Laboratories, Inc.

Client Contact				
Company Name: PRUDENT TECHNOLOGIES	Client Project Manager: JOHN JENT	Site Contact: JOHN JENT	Lab Contact: MARK LOEB	COC No: 014327
Address: ~~8252~~ 4242 MEDICAL DR	Telephone: 502 439-8005	Telephone: 502-439-8005	Telephone: 330-497-9396	1 of 2 COCs
City/State/Zip: SAN ANTONIO, TX 78229	Email: JPJent@prudentlab.com	Analysis Turnaround Time (in BUS days) TAT if different from below ☐ 3 weeks ☒ 2 weeks ☐ 1 week ☐ 2 days ☐ 1 day		For lab use only: Walk-in client ☐ Lab pickup ☐ Lab sampling ☐ Job/SDG No:
Phone: 210-822-9588				
Project Name: LLs 1-4, 12	Method of Shipment/Carrier: TESTAMER. PICKUP			
Project Number: W912QR-10-P-0037	Shipping/Tracking No: —			
PO #				

Analyses

Sample Identification	Sample Date	Sample Time	Matrix: Air	Aqueous	Sediment	Solid	Other:	Containers & Preservatives: H2SO4	HNO3	HCl	NaOH	ZnAc/NaOH	Unpres	Other:	Filtered Sample (Y/N)	Composite=C / Grab=G	6010 B TAL	8330B NON PULV	PROPELLANT	8270C SVOC	8081 PESTICIDE	8082 PCB	8270C-LL (PAH)	7196A CR+6	7471A HG	8260B VOC	Sample Specific Notes / Special Instructions:
LL455-~~412~~ 412M-0001-SO	6-26-2011	1120				X																	X				
LL455-414M-0001-SO		1200																					X				
LL455-414M-0002-SO(MS/MSD)		1200																					X				
~~LL455-416M-0001-SO~~		~~1400~~																									
LL455-419M-0001-SO		0915																					X				
LL455-420M-0001-SO		1030																					X				
LL455-421M-0001-SO		1030																					X				
LL455-416M-0001-SO		1400															X	X	X	X	X	X		X	X		
LL455-416M-0002-SO(MS/MSD)		1400															X	X	X	X	X	X					
LL455-417M-0001-SO	6-26-2011	1400				X											X	X	X	X	X	X		X	X		

Possible Hazard Identification: ☒ Non-Hazard ☐ Flammable ☐ Skin Irritant ☐ Poison B ☐ Unknown

Sample Disposal (A fee may be assessed if samples are retained longer than 1 month): ☐ Return to Client ☒ Disposal By Lab ☐ Archive For _____ Months

Special Instructions/QC Requirements & Comments:

Relinquished by:	Company:	Date/Time:	Received by:	Company:	Date/Time:
[signature]	PRUDENT	6-27-2011 1600	[signature]	TAL-NC	6/27/11 1600
[signature]	TAL-NC	6/27/11 1641			
			Received in Laboratory by: [signature]	TAL	6-27-11 1641

©2008, TestAmerica Laboratories, Inc. All rights reserved.
TestAmerica & Design ™ are trademarks of TestAmerica Laboratories, Inc.

TAL 0018-1 (04/10)

Chain of Custody Record

TestAmerica
THE LEADER IN ENVIRONMENTAL TESTING

TestAmerica Laboratory location: N. CANTON
Regulatory program: ☐ DW ☐ NPDES ☐ RCRA ☒ Other RUAAP

TestAmerica Laboratories, Inc.

Client Contact				
Company Name: PRUDENT TECH	Client Project Manager: JOHN JENT	Site Contact: John Jent	Lab Contact: MARK LORB	COC No: 014328
Address: ~~5242~~ 5417 5250 MEDICAL DR	Telephone: 502-439-8005	Telephone: 502-439-8005	Telephone: 330-497-9396	2 of 2 COCs
City/State/Zip: SAN ANTONIO, TX 78229	Email: jjjent@prudentinc.com	Analysis Turnaround Time (in BUS days)		For lab use only
Phone: 210-822-9588		TAT if different from below ☐ 3 weeks ☒ 2 weeks ☐ 1 week ☐ 2 days ☐ 1 day		Walk-in client ☐ Lab pickup ☐ Lab sampling ☐
Project Name: LLS1-4,12	Method of Shipment/Carrier: TestAmerica Pickup			Job/SDG No:
Project Number: W912QR-10-P-0037	Shipping/Tracking No:			
PO #				

Sample Identification	Sample Date	Sample Time	Matrix: Air	Aqueous	Sediment	Solid	Other:	Containers & Preservatives: H2SO4	HNO3	HCl	NaOH	ZnAc/NaOH	Unpres	Other: MeOH	Filtered Sample (Y/N)	Composite-C/Grab-G	6010B TAL MONPAHL	8330B PAHL	PP OPESLIMITS	8270C SVOC	8081 PESTI	8082 PCB	8270C-LL (PAH)	7196 CR6	7471A HG	8260B VOC	Sample Specific Notes / Special Instructions:
LL455-416V-0001-SO	6-26-2011	1410		~~X~~		X								X												X	
LL455-416V-0002-SO(MS/MSD)		1410		X		X								X												X	
LL455-417V-0001-SO		1410				X								X												X	
~~LL455~~ L1255-306M-0001-SO		1520				X																	X				
~~LL~~ L1255-305M-0001-SO		1530				X																	X				
L1255-303M-0001-SO		1550				X																	X				
L1255-304M-0001-SO		1625				X																	X				
L1255-304M-0002-SO(MS/MSD)	6-26-2011	1625				X																	X				

Possible Hazard Identification: ☒ Non-Hazard ☐ Flammable ☐ Skin Irritant ☐ Poison B ☐ Unknown

Sample Disposal (A fee may be assessed if samples are retained longer than 1 month): ☐ Return to Client ☒ Disposal By Lab ☐ Archive For ____ Months

Special Instructions/QC Requirements & Comments:

Relinquished by:	Company:	Date/Time:	Received by:	Company:	Date/Time:
JJ Jent	PRUDENT	6-27-2011 1600	[illegible]	TAL-NC	6/27/11 - 1600
[illegible]	TAL-NC	6/27/11 - 1641			
Relinquished by:	Company:	Date/Time:	Received in Laboratory by:	Company:	Date/Time:
			[illegible]	TAL	6-27-11 1641

©2008, TestAmerica Laboratories, Inc. All rights reserved.
TestAmerica & Design ™ are trademarks of TestAmerica Laboratories, Inc.

TAL 0018- 1 (04/10)

TestAmerica Cooler Receipt Form/Narrative **Lot Number:** 240-1585
North Canton Facility

Client Prudent Project LLS1-4.12 By Jill Clark (Signature)
Cooler Received on 6.27.11 Opened on 6.28.11
FedEx ☐ UPS ☐ DHL ☐ FAS ☐ Stetson ☐ Client Drop Off ☐ TestAmerica Courier ☒ Other ____
TestAmerica Cooler # ____ Multiple Coolers ☒ Foam Box ☐ Client Cooler ☐ Other ____

1. Were custody seals on the outside of the cooler(s)? Yes ☐ No ☒ Intact? Yes ☐ No ☐ NA ☒
   If YES, Quantity ____ Quantity Unsalvageable ____
   Were custody seals on the outside of cooler(s) signed and dated? Yes ☐ No ☐ NA ☒
   Were custody seals on the bottle(s)? Yes ☐ No ☒
   If YES, are there any exceptions? ____
2. Shippers' packing slip attached to the cooler(s)? Yes ☐ No ☒
3. Did custody papers accompany the sample(s)? Yes ☒ No ☐ Relinquished by client? Yes ☒ No ☐
4. Were the custody papers signed in the appropriate place? Yes ☒ No ☐
5. Packing material used: Bubble Wrap ☐ Foam ☐ None ☒ Other ____
6. Cooler temperature upon receipt ____ °C See back of form for multiple coolers/temps ☒
   METHOD: IR ☒ Other ☐ ____
   COOLANT: Wet Ice ☒ Blue Ice ☐ Dry Ice ☐ Water ☐ None ☐
7. Did all bottles arrive in good condition (Unbroken)? Yes ☒ No ☐
8. Could all bottle labels be reconciled with the COC? Yes ☒ No ☐
9. Were sample(s) at the correct pH upon receipt? Yes ☐ No ☐ NA ☒
10. Were correct bottle(s) used for the test(s) indicated? Yes ☒ No ☐
11. Were air bubbles >6 mm in any VOA vials? Yes ☐ No ☐ NA ☒
12. Sufficient quantity received to perform indicated analyses? Yes ☒ No ☐
13. Was a trip blank present in the cooler(s)? Yes ☐ No ☒ Were VOAs on the COC? Yes ☒ No ☐

Contacted PM ____ Date ____ by ____ via Verbal ☐ Voice Mail ☐ Other ☐
Concerning ____

14. CHAIN OF CUSTODY

The following discrepancies occurred:

15. SAMPLE CONDITION

Sample(s) ____ were received after the recommended holding time had expired.
Sample(s) ____ were received in a broken container.
Sample(s) ____ were received with bubble >6 mm in diameter. (Notify PM)

16. SAMPLE PRESERVATION

Sample(s) ____ were further preserved in Sample Receiving to meet recommended pH level(s). *Nitric Acid Lot#* 100110-HNO_3; *Sulfuric Acid Lot#* 110410-H_2SO_4; *Sodium Hydroxide Lot#* 100108 -*NaOH; Hydrochloric Acid Lot#* 092006-*HCl; Sodium Hydroxide and Zinc Acetate Lot#* 100108-$(CH_3COO)_2ZN/NaOH$. What time was preservative added to sample(s)? ____

Client ID	pH	Date	Initials

TestAmerica Cooler Receipt Form/Narrative
North Canton Facility

Client ID	pH	Date	Initials

Cooler #	Temp. °C	Method	Coolant
L780	5.3	IR	Wet Ice
No#	4.7	↓	↓

Discrepancies Cont'd:

Login Sample Receipt Checklist

Client: Prudent Technologies, Inc

Job Number: 240-1585-2

Login Number: 1585
List Number: 1
Creator: Sutek, Nick

List Source: TestAmerica North Canton

Question	Answer	Comment
Radioactivity either was not measured or, if measured, is at or below background	N/A	
The cooler's custody seal, if present, is intact.	True	
The cooler or samples do not appear to have been compromised or tampered with.	True	
Samples were received on ice.	True	
Cooler Temperature is acceptable.	True	5.3 4.7
Cooler Temperature is recorded.	True	
COC is present.	True	
COC is filled out in ink and legible.	True	
COC is filled out with all pertinent information.	True	
Is the Field Sampler's name present on COC?	True	
There are no discrepancies between the sample IDs on the containers and the COC.	True	
Samples are received within Holding Time.	True	
Sample containers have legible labels.	True	
Containers are not broken or leaking.	True	
Sample collection date/times are provided.	True	
Appropriate sample containers are used.	True	
Sample bottles are completely filled.	True	
Sample Preservation Verified.	True	
There is sufficient vol. for all requested analyses, incl. any requested MS/MSDs	True	
VOA sample vials do not have headspace or bubble is <6mm (1/4") in diameter.	True	
Multiphasic samples are not present.	True	
Samples do not require splitting or compositing.	True	
Residual Chlorine Checked.	N/A	

TestAmerica

THE LEADER IN ENVIRONMENTAL TESTING

ANALYTICAL REPORT

TestAmerica Laboratories, Inc.
TestAmerica North Canton
4101 Shuffel Street NW
North Canton, OH 44720
Tel: (330)497-9396

TestAmerica Job ID: 240-1599-1
Client Project/Site: RVAAP

For:
Prudent Technologies, Inc
4242 Medical Drive
Suite 7250
San Antonio, Texas 78229

Attn: Ms. Amanda L. Miller

Authorized for release by:
08/25/2011 02:10:45 PM

Mark Loeb
Project Manager II
mark.loeb@testamericainc.com

LINKS

Review your project results through TotalAccess

Have a Question? Ask The Expert

Visit us at: www.testamericainc.com

This report has been electronically signed and authorized by the signatory. Electronic signature is intended to be the legally binding equivalent of a traditionally handwritten signature.

Table of Contents

Cover Page 1
Table of Contents 2
Definitions/Glossary 3
Case Narrative 4
Method Summary 6
Sample Summary 7
Detection Summary 8
Client Sample Results 12
Surrogate Summary 22
QC Sample Results 23
QC Association Summary 26
Lab Chronicle 28
Certification Summary 32
Chain of Custody 33
Receipt Checklists 37

Qualifiers

GC/MS Semi VOA

Qualifier	Qualifier Description
Q	One or more quality control criteria failed.
U	Undetected at the Limit of Detection.
M	Manual integrated compound.
J	Estimated: The quantitation is an estimation due to discrepancies in meeting certain analyte-specific quality control criteria.
D	The reported value is from a dilution.
J	Estimated: The analyte was positively identified; the quantitation is an estimation

Glossary

Abbreviation	These commonly used abbreviations may or may not be present in this report.
☼	Listed under the "D" column to designate that the result is reported on a dry weight basis
%R	Percent Recovery
DL, RA, RE, IN	Indicates a Dilution, Reanalysis, Re-extraction, or additional Initial metals/anion analysis of the sample
EDL	Estimated Detection Limit (Dioxin)
EPA	United States Environmental Protection Agency
MDL	Method Detection Limit
ML	Minimum Level (Dioxin)
ND	Not detected at the reporting limit (or method detection limit if shown)
PQL	Practical Quantitation Limit
RL	Reporting Limit
RPD	Relative Percent Difference, a measure of the relative difference between two points
TEF	Toxicity Equivalent Factor (Dioxin)
TEQ	Toxicity Equivalent Quotient (Dioxin)

Job ID: 240-1599-1

Laboratory: TestAmerica North Canton

Narrative

CASE NARRATIVE

Client: Prudent Technologies, Inc

Project: RVAAP

Report Number: 240-1599-1

With the exceptions noted as flags or footnotes, standard analytical protocols were followed in the analysis of the samples and no problems were encountered or anomalies observed. In addition all laboratory quality control samples were within established control limits, with any exceptions noted below. Each sample was analyzed to achieve the lowest possible reporting limit within the constraints of the method. In some cases, due to interference or analytes present at high concentrations, samples were diluted. For diluted samples, the reporting limits are adjusted relative to the dilution required.

Calculations are performed before rounding to avoid round-off errors in calculated results.

All holding times were met and proper preservation noted for the methods performed on these samples, unless otherwise detailed in the individual sections below.

TestAmerica utilizes USEPA approved methods and DOD QSM, where applicable, in all analytical work. The samples presented in this report were analyzed for the parameter(s) listed on the analytical methods summary page in accordance with the method(s) indicated. A summary of QC data for these analyses is included at the back of the report.

TestAmerica North Canton attests to the validity of the laboratory data generated by TestAmerica facilities reported herein. All analyses performed by TestAmerica facilities were done using established laboratory SOPs that incorporate QA/QC procedures described in the applicable methods. TestAmerica's operations groups have reviewed the data for compliance with the laboratory QA/QC plan, and data have been found to be compliant with laboratory protocols unless otherwise noted below.

All solid sample results are reported on an "as received" basis unless otherwise indicated by the presence of a % solids value in the method header.

This laboratory report is confidential and is intended for the sole use of TestAmerica and its client.

All parameters for which TestAmerica North Canton has certification were evaluated to the limit of detection (LOD) and include qualified results where applicable. Parameters not certified under QSM, if any, were evaluated to the detection limit (DL) and include qualified results where applicable.

The sample(s) that contain constituents flagged with U are undetected. The result associated with this flag is the limit of detection (LOD).

RECEIPT

The samples were received on 06/28/2011; the samples arrived in good condition, properly preserved and on ice. The temperature of the coolers at receipt was 3.8 and 4.2 C.

Sample(s) LL4SB-413M-0103-SO was submitted for analysis; however, it was not listed on the Chain-of-Custody (COC). Will log for PAH 8270 per label on outside of the sample bag.

8270C

Samples LL4SB-411M-0101-SO (240-1599-1), LL4SB-411M-0102-SO (240-1599-2), LL4SB-411M-0103-SO (240-1599-3), LL4SB-407M-0101-SO (240-1599-4), LL4SB-407M-0102-SO (240-1599-5), LL4SB-407M-0103-SO (240-1599-6), LL4SB-410M-0101-SO (240-1599-7), LL4SB-410M-0102-SO (240-1599-8), LL4SB-410M-0103-SO (240-1599-9), LL4SB-415M-0101-SO (240-1599-10),

Job ID: 240-1599-1 (Continued)

Laboratory: TestAmerica North Canton (Continued)

LL4SB-415M-0102-SO (240-1599-11), LL4SB-415M-0103-SO (240-1599-12), LL4SB-413M-0101-SO (240-1599-13), LL4SB-413M-0102-SO (240-1599-14) and LL4SB-413M-0103-SO (240-1599-15) were analyzed for 8270C in accordance with EPA SW-846 Method 8270_DoD. The samples were leached on 07/05/2011, prepared on 07/08/2011 and analyzed on 07/27/2011 and 08/01/2011.

For the following samples, an acid surrogate, 2,4,6-Tribromophenol (Surr), failed the surrogate recovery criteria low: LL4SB-411M-0101-SO (240-1599-1), LL4SB-407M-0101-SO (240-1599-4), LL4SB-410M-0101-SO (240-1599-7), and LL4SB-415M-0101-SO (240-1599-10). Because the target compound list for the samples are BN only no corrective action was required. Refer to the QC report for details.

2,4,6-Tribromophenol (Surr), 2-Fluorobiphenyl (Surr), 2-Fluorophenol (Surr), Nitrobenzene-d5 (Surr), Phenol-d5 (Surr) and Terphenyl-d14 (Surr) failed the surrogate recovery criteria low for LL4SB-407M-0103-SO (240-1599-6). Due to the length of time elapsed since sampling no corrective action was initiated.

2,4,6-Tribromophenol (Surr), 2-Fluorobiphenyl (Surr), 2-Fluorophenol (Surr), Nitrobenzene-d5 (Surr) and Phenol-d5 (Surr) failed the surrogate recovery criteria low for LL4SB-415M-0103-SO (240-1599-12). Due to the length of time elapsed since sampling no corrective action was initiated.

The continuing calibration verification (CCV10479/3) for N-nitrosopyrrolidine recovered above the upper control limit. The samples associated with this CCV were non-detects for the affected analytes; therefore, the data have been reported.

Samples LL4SB-407M-0101-SO (240-1599-4)[10X] and LL4SB-407M-0102-SO (240-1599-5)[2.5X] required dilution prior to analysis. The reporting limits have been adjusted accordingly.

No other difficulties were encountered during the semivolatiles analyses. All other quality control parameters were within the acceptance limits.

PERCENT SOLIDS

Samples LL4SB-411M-0101-SO (240-1599-1), LL4SB-411M-0102-SO (240-1599-2), LL4SB-411M-0103-SO (240-1599-3), LL4SB-407M-0101-SO (240-1599-4), LL4SB-407M-0102-SO (240-1599-5), LL4SB-407M-0103-SO (240-1599-6), LL4SB-410M-0101-SO (240-1599-7), LL4SB-410M-0102-SO (240-1599-8), LL4SB-410M-0103-SO (240-1599-9), LL4SB-415M-0101-SO (240-1599-10), LL4SB-415M-0102-SO (240-1599-11), LL4SB-415M-0103-SO (240-1599-12), LL4SB-413M-0101-SO (240-1599-13), LL4SB-413M-0102-SO (240-1599-14) and LL4SB-413M-0103-SO (240-1599-15) were analyzed for percent solids in accordance with EPA SW846 Method 3550C. The samples were analyzed on 07/05/2011.

No difficulties were encountered during the % solids analyses. All quality control parameters were within the acceptance limits.

Method Summary

Client: Prudent Technologies, Inc
Project/Site: RVAAP

TestAmerica Job ID: 240-1599-1

Method	Method Description	Protocol	Laboratory
8270C/DoD	Semivolatile Organic Compounds (GC/MS)	SW846	TAL NC
Moisture	Percent Moisture	EPA	TAL NC

Protocol References:

EPA = US Environmental Protection Agency

SW846 = "Test Methods For Evaluating Solid Waste, Physical/Chemical Methods", Third Edition, November 1986 And Its Updates.

Laboratory References:

TAL NC = TestAmerica North Canton, 4101 Shuffel Street NW, North Canton, OH 44720, TEL (330)497-9396

Sample Summary

Client: Prudent Technologies, Inc
Project/Site: RVAAP

TestAmerica Job ID: 240-1599-1

Lab Sample ID	Client Sample ID	Matrix	Collected	Received
240-1599-1	LL4SB-411M-0101-SO	Solid	06/27/11 12:08	06/28/11 16:41
240-1599-2	LL4SB-411M-0102-SO	Solid	06/27/11 12:09	06/28/11 16:41
240-1599-3	LL4SB-411M-0103-SO	Solid	06/27/11 12:10	06/28/11 16:41
240-1599-4	LL4SB-407M-0101-SO	Solid	06/27/11 15:30	06/28/11 16:41
240-1599-5	LL4SB-407M-0102-SO	Solid	06/27/11 15:32	06/28/11 16:41
240-1599-6	LL4SB-407M-0103-SO	Solid	06/27/11 15:34	06/28/11 16:41
240-1599-7	LL4SB-410M-0101-SO	Solid	06/27/11 17:40	06/28/11 16:41
240-1599-8	LL4SB-410M-0102-SO	Solid	06/27/11 17:39	06/28/11 16:41
240-1599-9	LL4SB-410M-0103-SO	Solid	06/27/11 17:36	06/28/11 16:41
240-1599-10	LL4SB-415M-0101-SO	Solid	06/28/11 11:15	06/28/11 16:41
240-1599-11	LL4SB-415M-0102-SO	Solid	06/28/11 11:15	06/28/11 16:41
240-1599-12	LL4SB-415M-0103-SO	Solid	06/28/11 11:15	06/28/11 16:41
240-1599-13	LL4SB-413M-0101-SO	Solid	06/28/11 15:18	06/28/11 16:41
240-1599-14	LL4SB-413M-0102-SO	Solid	06/28/11 15:24	06/28/11 16:41
240-1599-15	LL4SB-413M-0103-SO	Solid	06/28/11 15:25	06/28/11 16:41

Detection Summary

Client: Prudent Technologies, Inc
Project/Site: RVAAP

TestAmerica Job ID: 240-1599-1

Client Sample ID: LL4SB-411M-0101-SO — Lab Sample ID: 240-1599-1

Analyte	Result	Qualifier	LOQ	DL	Unit	Dil Fac	D	Method	Prep Type
Acenaphthylene	21		6.7	3.3	ug/Kg	1	☼	8270C/DoD	Total/NA
Anthracene	52		6.7	3.3	ug/Kg	1	☼	8270C/DoD	Total/NA
Benzo[a]anthracene	160		6.7	3.3	ug/Kg	1	☼	8270C/DoD	Total/NA
Benzo[a]pyrene	160		6.7	3.3	ug/Kg	1	☼	8270C/DoD	Total/NA
Benzo[b]fluoranthene	310	M	6.7	3.3	ug/Kg	1	☼	8270C/DoD	Total/NA
Benzo[g,h,i]perylene	130		6.7	3.3	ug/Kg	1	☼	8270C/DoD	Total/NA
Benzo[k]fluoranthene	160	M	6.7	3.3	ug/Kg	1	☼	8270C/DoD	Total/NA
Chrysene	230		6.7	1.1	ug/Kg	1	☼	8270C/DoD	Total/NA
Dibenz(a,h)anthracene	36		6.7	3.3	ug/Kg	1	☼	8270C/DoD	Total/NA
Fluoranthene	190		6.7	3.3	ug/Kg	1	☼	8270C/DoD	Total/NA
Fluorene	7.2		6.7	3.3	ug/Kg	1	☼	8270C/DoD	Total/NA
Indeno[1,2,3-cd]pyrene	110		6.7	3.3	ug/Kg	1	☼	8270C/DoD	Total/NA
Pyrene	230		6.7	3.3	ug/Kg	1	☼	8270C/DoD	Total/NA
Phenanthrene	45		6.7	3.3	ug/Kg	1	☼	8270C/DoD	Total/NA

Client Sample ID: LL4SB-411M-0102-SO — Lab Sample ID: 240-1599-2

No Detections

Client Sample ID: LL4SB-411M-0103-SO — Lab Sample ID: 240-1599-3

Analyte	Result	Qualifier	LOQ	DL	Unit	Dil Fac	D	Method	Prep Type
Anthracene	6.8		6.8	3.3	ug/Kg	1	☼	8270C/DoD	Total/NA
Benzo[a]anthracene	22		6.8	3.3	ug/Kg	1	☼	8270C/DoD	Total/NA
Benzo[a]pyrene	29		6.8	3.3	ug/Kg	1	☼	8270C/DoD	Total/NA
Benzo[b]fluoranthene	66	M	6.8	3.3	ug/Kg	1	☼	8270C/DoD	Total/NA
Benzo[g,h,i]perylene	25		6.8	3.3	ug/Kg	1	☼	8270C/DoD	Total/NA
Benzo[k]fluoranthene	18	M	6.8	3.3	ug/Kg	1	☼	8270C/DoD	Total/NA
Chrysene	45		6.8	1.1	ug/Kg	1	☼	8270C/DoD	Total/NA
Fluoranthene	34		6.8	3.3	ug/Kg	1	☼	8270C/DoD	Total/NA
Indeno[1,2,3-cd]pyrene	19		6.8	3.3	ug/Kg	1	☼	8270C/DoD	Total/NA
Pyrene	35		6.8	3.3	ug/Kg	1	☼	8270C/DoD	Total/NA
Phenanthrene	9.6		6.8	3.3	ug/Kg	1	☼	8270C/DoD	Total/NA

Client Sample ID: LL4SB-407M-0101-SO — Lab Sample ID: 240-1599-4

Analyte	Result	Qualifier	LOQ	DL	Unit	Dil Fac	D	Method	Prep Type
Acenaphthene	1500	D	68	34	ug/Kg	10	☼	8270C/DoD	Total/NA
Anthracene	2400	D	68	34	ug/Kg	10	☼	8270C/DoD	Total/NA
Benzo[a]anthracene	3300	D	68	34	ug/Kg	10	☼	8270C/DoD	Total/NA
Benzo[a]pyrene	2900	D	68	34	ug/Kg	10	☼	8270C/DoD	Total/NA
Benzo[b]fluoranthene	3100	D M	68	34	ug/Kg	10	☼	8270C/DoD	Total/NA
Benzo[g,h,i]perylene	1900	D	68	34	ug/Kg	10	☼	8270C/DoD	Total/NA
Benzo[k]fluoranthene	1900	D M	68	34	ug/Kg	10	☼	8270C/DoD	Total/NA
Chrysene	3000	D	68	11	ug/Kg	10	☼	8270C/DoD	Total/NA
Dibenz(a,h)anthracene	380	D	68	34	ug/Kg	10	☼	8270C/DoD	Total/NA
Fluoranthene	10000	D	68	34	ug/Kg	10	☼	8270C/DoD	Total/NA
Fluorene	1300	D	68	34	ug/Kg	10	☼	8270C/DoD	Total/NA
Indeno[1,2,3-cd]pyrene	1600	D	68	34	ug/Kg	10	☼	8270C/DoD	Total/NA
Naphthalene	210	D	68	34	ug/Kg	10	☼	8270C/DoD	Total/NA
Pyrene	7300	D	68	34	ug/Kg	10	☼	8270C/DoD	Total/NA
Phenanthrene	9300	D	68	34	ug/Kg	10	☼	8270C/DoD	Total/NA

Detection Summary

Client: Prudent Technologies, Inc
Project/Site: RVAAP

TestAmerica Job ID: 240-1599-1

Client Sample ID: LL4SB-407M-0102-SO — Lab Sample ID: 240-1599-5

Analyte	Result	Qualifier	LOQ	DL	Unit	Dil Fac	D	Method	Prep Type
Acenaphthene	270		17	8.4	ug/Kg	2.5	☼	8270C/DoD	Total/NA
Anthracene	420		17	8.4	ug/Kg	2.5	☼	8270C/DoD	Total/NA
Benzo[a]anthracene	620		17	8.4	ug/Kg	2.5	☼	8270C/DoD	Total/NA
Benzo[a]pyrene	530		17	8.4	ug/Kg	2.5	☼	8270C/DoD	Total/NA
Benzo[b]fluoranthene	630	M	17	8.4	ug/Kg	2.5	☼	8270C/DoD	Total/NA
Benzo[g,h,i]perylene	360		17	8.4	ug/Kg	2.5	☼	8270C/DoD	Total/NA
Benzo[k]fluoranthene	320	M	17	8.4	ug/Kg	2.5	☼	8270C/DoD	Total/NA
Chrysene	560		17	2.8	ug/Kg	2.5	☼	8270C/DoD	Total/NA
Dibenz(a,h)anthracene	69		17	8.4	ug/Kg	2.5	☼	8270C/DoD	Total/NA
Fluoranthene	1900		17	8.4	ug/Kg	2.5	☼	8270C/DoD	Total/NA
Fluorene	240		17	8.4	ug/Kg	2.5	☼	8270C/DoD	Total/NA
Indeno[1,2,3-cd]pyrene	300		17	8.4	ug/Kg	2.5	☼	8270C/DoD	Total/NA
Naphthalene	38		17	8.4	ug/Kg	2.5	☼	8270C/DoD	Total/NA
Pyrene	1400		17	8.4	ug/Kg	2.5	☼	8270C/DoD	Total/NA
Phenanthrene	1800		17	8.4	ug/Kg	2.5	☼	8270C/DoD	Total/NA

Client Sample ID: LL4SB-407M-0103-SO — Lab Sample ID: 240-1599-6

Analyte	Result	Qualifier	LOQ	DL	Unit	Dil Fac	D	Method	Prep Type
Anthracene	6.6	J	6.8	3.4	ug/Kg	1	☼	8270C/DoD	Total/NA
Benzo[a]anthracene	10		6.8	3.4	ug/Kg	1	☼	8270C/DoD	Total/NA
Benzo[a]pyrene	9.4		6.8	3.4	ug/Kg	1	☼	8270C/DoD	Total/NA
Benzo[b]fluoranthene	11		6.8	3.4	ug/Kg	1	☼	8270C/DoD	Total/NA
Benzo[k]fluoranthene	7.0	M	6.8	3.4	ug/Kg	1	☼	8270C/DoD	Total/NA
Chrysene	11		6.8	1.1	ug/Kg	1	☼	8270C/DoD	Total/NA
Fluoranthene	30		6.8	3.4	ug/Kg	1	☼	8270C/DoD	Total/NA
Pyrene	23		6.8	3.4	ug/Kg	1	☼	8270C/DoD	Total/NA
Phenanthrene	27		6.8	3.4	ug/Kg	1	☼	8270C/DoD	Total/NA

Client Sample ID: LL4SB-410M-0101-SO — Lab Sample ID: 240-1599-7

Analyte	Result	Qualifier	LOQ	DL	Unit	Dil Fac	D	Method	Prep Type
Anthracene	6.7		6.7	3.3	ug/Kg	1	☼	8270C/DoD	Total/NA
Benzo[a]anthracene	30		6.7	3.3	ug/Kg	1	☼	8270C/DoD	Total/NA
Benzo[a]pyrene	36		6.7	3.3	ug/Kg	1	☼	8270C/DoD	Total/NA
Benzo[b]fluoranthene	66	M	6.7	3.3	ug/Kg	1	☼	8270C/DoD	Total/NA
Benzo[g,h,i]perylene	28		6.7	3.3	ug/Kg	1	☼	8270C/DoD	Total/NA
Benzo[k]fluoranthene	25	M	6.7	3.3	ug/Kg	1	☼	8270C/DoD	Total/NA
Chrysene	51		6.7	1.1	ug/Kg	1	☼	8270C/DoD	Total/NA
Fluoranthene	41		6.7	3.3	ug/Kg	1	☼	8270C/DoD	Total/NA
Indeno[1,2,3-cd]pyrene	23		6.7	3.3	ug/Kg	1	☼	8270C/DoD	Total/NA
Pyrene	38		6.7	3.3	ug/Kg	1	☼	8270C/DoD	Total/NA
Phenanthrene	9.3		6.7	3.3	ug/Kg	1	☼	8270C/DoD	Total/NA

Client Sample ID: LL4SB-410M-0102-SO — Lab Sample ID: 240-1599-8

Analyte	Result	Qualifier	LOQ	DL	Unit	Dil Fac	D	Method	Prep Type
Benzo[a]anthracene	8.3		6.8	3.4	ug/Kg	1	☼	8270C/DoD	Total/NA
Benzo[a]pyrene	9.5		6.8	3.4	ug/Kg	1	☼	8270C/DoD	Total/NA
Benzo[b]fluoranthene	17	M	6.8	3.4	ug/Kg	1	☼	8270C/DoD	Total/NA
Benzo[g,h,i]perylene	8.2		6.8	3.4	ug/Kg	1	☼	8270C/DoD	Total/NA
Benzo[k]fluoranthene	8.5	M	6.8	3.4	ug/Kg	1	☼	8270C/DoD	Total/NA
Chrysene	15		6.8	1.1	ug/Kg	1	☼	8270C/DoD	Total/NA
Fluoranthene	14		6.8	3.4	ug/Kg	1	☼	8270C/DoD	Total/NA

Client Sample ID: LL4SB-410M-0102-SO (Continued) — Lab Sample ID: 240-1599-8

Analyte	Result	Qualifier	LOQ	DL	Unit	Dil Fac	D	Method	Prep Type
Indeno[1,2,3-cd]pyrene	7.2	M	6.8	3.4	ug/Kg	1	☼	8270C/DoD	Total/NA
Pyrene	14		6.8	3.4	ug/Kg	1	☼	8270C/DoD	Total/NA
Phenanthrene	7.1		6.8	3.4	ug/Kg	1	☼	8270C/DoD	Total/NA

Client Sample ID: LL4SB-410M-0103-SO — Lab Sample ID: 240-1599-9

Analyte	Result	Qualifier	LOQ	DL	Unit	Dil Fac	D	Method	Prep Type
Acenaphthene	12		6.8	3.4	ug/Kg	1	☼	8270C/DoD	Total/NA
Acenaphthylene	55		6.8	3.4	ug/Kg	1	☼	8270C/DoD	Total/NA
Anthracene	150		6.8	3.4	ug/Kg	1	☼	8270C/DoD	Total/NA
Benzo[a]anthracene	560		6.8	3.4	ug/Kg	1	☼	8270C/DoD	Total/NA
Benzo[a]pyrene	570		6.8	3.4	ug/Kg	1	☼	8270C/DoD	Total/NA
Benzo[b]fluoranthene	1100	M	6.8	3.4	ug/Kg	1	☼	8270C/DoD	Total/NA
Benzo[g,h,i]perylene	450		6.8	3.4	ug/Kg	1	☼	8270C/DoD	Total/NA
Benzo[k]fluoranthene	500	M	6.8	3.4	ug/Kg	1	☼	8270C/DoD	Total/NA
Chrysene	880		6.8	1.1	ug/Kg	1	☼	8270C/DoD	Total/NA
Dibenz(a,h)anthracene	160		6.8	3.4	ug/Kg	1	☼	8270C/DoD	Total/NA
Fluoranthene	850		6.8	3.4	ug/Kg	1	☼	8270C/DoD	Total/NA
Fluorene	22		6.8	3.4	ug/Kg	1	☼	8270C/DoD	Total/NA
Indeno[1,2,3-cd]pyrene	390		6.8	3.4	ug/Kg	1	☼	8270C/DoD	Total/NA
Pyrene	830		6.8	3.4	ug/Kg	1	☼	8270C/DoD	Total/NA
Phenanthrene	210		6.8	3.4	ug/Kg	1	☼	8270C/DoD	Total/NA

Client Sample ID: LL4SB-415M-0101-SO — Lab Sample ID: 240-1599-10

Analyte	Result	Qualifier	LOQ	DL	Unit	Dil Fac	D	Method	Prep Type
Benzo[b]fluoranthene	9.3	M	6.8	3.4	ug/Kg	1	☼	8270C/DoD	Total/NA
Fluoranthene	7.2		6.8	3.4	ug/Kg	1	☼	8270C/DoD	Total/NA

Client Sample ID: LL4SB-415M-0102-SO — Lab Sample ID: 240-1599-11

No Detections

Client Sample ID: LL4SB-415M-0103-SO — Lab Sample ID: 240-1599-12

Analyte	Result	Qualifier	LOQ	DL	Unit	Dil Fac	D	Method	Prep Type
Anthracene	80		68	33	ug/Kg	1	☼	8270C/DoD	Total/NA
Benzo[a]anthracene	95		68	33	ug/Kg	1	☼	8270C/DoD	Total/NA
Benzo[a]pyrene	77		68	33	ug/Kg	1	☼	8270C/DoD	Total/NA
Benzo[b]fluoranthene	87		68	33	ug/Kg	1	☼	8270C/DoD	Total/NA
Benzo[g,h,i]perylene	95		68	33	ug/Kg	1	☼	8270C/DoD	Total/NA
Benzo[k]fluoranthene	89		68	33	ug/Kg	1	☼	8270C/DoD	Total/NA
Chrysene	87		68	11	ug/Kg	1	☼	8270C/DoD	Total/NA
Fluoranthene	87		68	33	ug/Kg	1	☼	8270C/DoD	Total/NA
Fluorene	71		68	33	ug/Kg	1	☼	8270C/DoD	Total/NA
Indeno[1,2,3-cd]pyrene	73		68	33	ug/Kg	1	☼	8270C/DoD	Total/NA
Pyrene	88		68	33	ug/Kg	1	☼	8270C/DoD	Total/NA
Phenanthrene	84		68	33	ug/Kg	1	☼	8270C/DoD	Total/NA

Client Sample ID: LL4SB-413M-0101-SO — Lab Sample ID: 240-1599-13

Analyte	Result	Qualifier	LOQ	DL	Unit	Dil Fac	D	Method	Prep Type
Benzo[a]anthracene	7.6		6.8	3.4	ug/Kg	1	☼	8270C/DoD	Total/NA
Benzo[a]pyrene	14		6.8	3.4	ug/Kg	1	☼	8270C/DoD	Total/NA

Detection Summary

Client: Prudent Technologies, Inc
Project/Site: RVAAP

TestAmerica Job ID: 240-1599-1

Client Sample ID: LL4SB-413M-0101-SO (Continued) — Lab Sample ID: 240-1599-13

Analyte	Result	Qualifier	LOQ	DL	Unit	Dil Fac	D	Method	Prep Type
Benzo[b]fluoranthene	17	M	6.8	3.4	ug/Kg	1	☼	8270C/DoD	Total/NA
Benzo[g,h,i]perylene	17		6.8	3.4	ug/Kg	1	☼	8270C/DoD	Total/NA
Benzo[k]fluoranthene	7.0	M	6.8	3.4	ug/Kg	1	☼	8270C/DoD	Total/NA
Chrysene	8.1		6.8	1.1	ug/Kg	1	☼	8270C/DoD	Total/NA
Fluoranthene	11		6.8	3.4	ug/Kg	1	☼	8270C/DoD	Total/NA
Indeno[1,2,3-cd]pyrene	14		6.8	3.4	ug/Kg	1	☼	8270C/DoD	Total/NA
Pyrene	10		6.8	3.4	ug/Kg	1	☼	8270C/DoD	Total/NA

Client Sample ID: LL4SB-413M-0102-SO — Lab Sample ID: 240-1599-14

No Detections

Client Sample ID: LL4SB-413M-0103-SO — Lab Sample ID: 240-1599-15

No Detections

Client Sample Results

Client: Prudent Technologies, Inc
Project/Site: RVAAP

TestAmerica Job ID: 240-1599-1

Client Sample ID: LL4SB-411M-0101-SO

Lab Sample ID: 240-1599-1

Date Collected: 06/27/11 12:08
Date Received: 06/28/11 16:41

Matrix: Solid
Percent Solids: 98.8

Method: 8270C/DoD - Semivolatile Organic Compounds (GC/MS)

Analyte	Result	Qualifier	LOQ	DL	Unit	D	Prepared	Analyzed	Dil Fac
Acenaphthene	3.3	U	6.7	3.3	ug/Kg	☼	07/08/11 11:44	07/27/11 16:25	1
Acenaphthylene	**21**		6.7	3.3	ug/Kg	☼	07/08/11 11:44	07/27/11 16:25	1
Anthracene	**52**		6.7	3.3	ug/Kg	☼	07/08/11 11:44	07/27/11 16:25	1
Benzo[a]anthracene	**160**		6.7	3.3	ug/Kg	☼	07/08/11 11:44	07/27/11 16:25	1
Benzo[a]pyrene	**160**		6.7	3.3	ug/Kg	☼	07/08/11 11:44	07/27/11 16:25	1
Benzo[b]fluoranthene	**310**	**M**	6.7	3.3	ug/Kg	☼	07/08/11 11:44	07/27/11 16:25	1
Benzo[g,h,i]perylene	**130**		6.7	3.3	ug/Kg	☼	07/08/11 11:44	07/27/11 16:25	1
Benzo[k]fluoranthene	**160**	**M**	6.7	3.3	ug/Kg	☼	07/08/11 11:44	07/27/11 16:25	1
Chrysene	**230**		6.7	1.1	ug/Kg	☼	07/08/11 11:44	07/27/11 16:25	1
Dibenz(a,h)anthracene	**36**		6.7	3.3	ug/Kg	☼	07/08/11 11:44	07/27/11 16:25	1
Fluoranthene	**190**		6.7	3.3	ug/Kg	☼	07/08/11 11:44	07/27/11 16:25	1
Fluorene	**7.2**		6.7	3.3	ug/Kg	☼	07/08/11 11:44	07/27/11 16:25	1
Indeno[1,2,3-cd]pyrene	**110**		6.7	3.3	ug/Kg	☼	07/08/11 11:44	07/27/11 16:25	1
Naphthalene	3.3	U	6.7	3.3	ug/Kg	☼	07/08/11 11:44	07/27/11 16:25	1
Pyrene	**230**		6.7	3.3	ug/Kg	☼	07/08/11 11:44	07/27/11 16:25	1
Phenanthrene	**45**		6.7	3.3	ug/Kg	☼	07/08/11 11:44	07/27/11 16:25	1

Surrogate	*% Recovery*	*Qualifier*	*Limits*	*Prepared*	*Analyzed*	*Dil Fac*
2-Fluorobiphenyl (Surr)	*50*		*45 - 105*	*07/08/11 11:44*	*07/27/11 16:25*	*1*
2-Fluorophenol (Surr)	*59*		*35 - 105*	*07/08/11 11:44*	*07/27/11 16:25*	*1*
Nitrobenzene-d5 (Surr)	*50*		*35 - 100*	*07/08/11 11:44*	*07/27/11 16:25*	*1*
Terphenyl-d14 (Surr)	*64*		*30 - 125*	*07/08/11 11:44*	*07/27/11 16:25*	*1*
2,4,6-Tribromophenol (Surr)	*32*	*Q*	*35 - 125*	*07/08/11 11:44*	*07/27/11 16:25*	*1*
Phenol-d5 (Surr)	*61*		*40 - 100*	*07/08/11 11:44*	*07/27/11 16:25*	*1*

Client Sample ID: LL4SB-411M-0102-SO

Lab Sample ID: 240-1599-2

Date Collected: 06/27/11 12:09
Date Received: 06/28/11 16:41

Matrix: Solid
Percent Solids: 98.0

Method: 8270C/DoD - Semivolatile Organic Compounds (GC/MS)

Analyte	Result	Qualifier	LOQ	DL	Unit	D	Prepared	Analyzed	Dil Fac
Acenaphthene	3.4	U	6.8	3.4	ug/Kg	☼	07/08/11 11:44	07/27/11 12:21	1
Acenaphthylene	3.4	U	6.8	3.4	ug/Kg	☼	07/08/11 11:44	07/27/11 12:21	1
Anthracene	3.4	U	6.8	3.4	ug/Kg	☼	07/08/11 11:44	07/27/11 12:21	1
Benzo[a]anthracene	3.4	U	6.8	3.4	ug/Kg	☼	07/08/11 11:44	07/27/11 12:21	1
Benzo[a]pyrene	3.4	U	6.8	3.4	ug/Kg	☼	07/08/11 11:44	07/27/11 12:21	1
Benzo[b]fluoranthene	3.4	U	6.8	3.4	ug/Kg	☼	07/08/11 11:44	07/27/11 12:21	1
Benzo[g,h,i]perylene	3.4	U	6.8	3.4	ug/Kg	☼	07/08/11 11:44	07/27/11 12:21	1
Benzo[k]fluoranthene	3.4	U	6.8	3.4	ug/Kg	☼	07/08/11 11:44	07/27/11 12:21	1
Chrysene	3.4	U	6.8	1.1	ug/Kg	☼	07/08/11 11:44	07/27/11 12:21	1
Dibenz(a,h)anthracene	3.4	U	6.8	3.4	ug/Kg	☼	07/08/11 11:44	07/27/11 12:21	1
Fluoranthene	3.4	U	6.8	3.4	ug/Kg	☼	07/08/11 11:44	07/27/11 12:21	1
Fluorene	3.4	U	6.8	3.4	ug/Kg	☼	07/08/11 11:44	07/27/11 12:21	1
Indeno[1,2,3-cd]pyrene	3.4	U	6.8	3.4	ug/Kg	☼	07/08/11 11:44	07/27/11 12:21	1
Naphthalene	3.4	U	6.8	3.4	ug/Kg	☼	07/08/11 11:44	07/27/11 12:21	1
Pyrene	3.4	U	6.8	3.4	ug/Kg	☼	07/08/11 11:44	07/27/11 12:21	1
Phenanthrene	3.4	U	6.8	3.4	ug/Kg	☼	07/08/11 11:44	07/27/11 12:21	1

Client Sample ID: LL4SB-411M-0102-SO

Lab Sample ID: 240-1599-2

Date Collected: 06/27/11 12:09
Date Received: 06/28/11 16:41

Matrix: Solid
Percent Solids: 98.0

Surrogate	% Recovery	Qualifier	Limits	Prepared	Analyzed	Dil Fac
2-Fluorobiphenyl (Surr)	54		45 - 105	07/08/11 11:44	07/27/11 12:21	1
2-Fluorophenol (Surr)	67		35 - 105	07/08/11 11:44	07/27/11 12:21	1
Nitrobenzene-d5 (Surr)	58		35 - 100	07/08/11 11:44	07/27/11 12:21	1
Terphenyl-d14 (Surr)	68		30 - 125	07/08/11 11:44	07/27/11 12:21	1
2,4,6-Tribromophenol (Surr)	41		35 - 125	07/08/11 11:44	07/27/11 12:21	1
Phenol-d5 (Surr)	67		40 - 100	07/08/11 11:44	07/27/11 12:21	1

Client Sample ID: LL4SB-411M-0103-SO

Lab Sample ID: 240-1599-3

Date Collected: 06/27/11 12:10
Date Received: 06/28/11 16:41

Matrix: Solid
Percent Solids: 98.4

Method: 8270C/DoD - Semivolatile Organic Compounds (GC/MS)

Analyte	Result	Qualifier	LOQ	DL	Unit	D	Prepared	Analyzed	Dil Fac
Acenaphthene	3.3	U	6.8	3.3	ug/Kg	☼	07/08/11 11:44	07/27/11 16:06	1
Acenaphthylene	3.3	U	6.8	3.3	ug/Kg	☼	07/08/11 11:44	07/27/11 16:06	1
Anthracene	**6.8**		6.8	3.3	ug/Kg	☼	07/08/11 11:44	07/27/11 16:06	1
Benzo[a]anthracene	**22**		6.8	3.3	ug/Kg	☼	07/08/11 11:44	07/27/11 16:06	1
Benzo[a]pyrene	**29**		6.8	3.3	ug/Kg	☼	07/08/11 11:44	07/27/11 16:06	1
Benzo[b]fluoranthene	**66**	**M**	6.8	3.3	ug/Kg	☼	07/08/11 11:44	07/27/11 16:06	1
Benzo[g,h,i]perylene	**25**		6.8	3.3	ug/Kg	☼	07/08/11 11:44	07/27/11 16:06	1
Benzo[k]fluoranthene	**18**	**M**	6.8	3.3	ug/Kg	☼	07/08/11 11:44	07/27/11 16:06	1
Chrysene	**45**		6.8	1.1	ug/Kg	☼	07/08/11 11:44	07/27/11 16:06	1
Dibenz(a,h)anthracene	3.3	U	6.8	3.3	ug/Kg	☼	07/08/11 11:44	07/27/11 16:06	1
Fluoranthene	**34**		6.8	3.3	ug/Kg	☼	07/08/11 11:44	07/27/11 16:06	1
Fluorene	3.3	U	6.8	3.3	ug/Kg	☼	07/08/11 11:44	07/27/11 16:06	1
Indeno[1,2,3-cd]pyrene	**19**		6.8	3.3	ug/Kg	☼	07/08/11 11:44	07/27/11 16:06	1
Naphthalene	3.3	U	6.8	3.3	ug/Kg	☼	07/08/11 11:44	07/27/11 16:06	1
Pyrene	**35**		6.8	3.3	ug/Kg	☼	07/08/11 11:44	07/27/11 16:06	1
Phenanthrene	**9.6**		6.8	3.3	ug/Kg	☼	07/08/11 11:44	07/27/11 16:06	1

Surrogate	% Recovery	Qualifier	Limits	Prepared	Analyzed	Dil Fac
2-Fluorobiphenyl (Surr)	52		45 - 105	07/08/11 11:44	07/27/11 16:06	1
2-Fluorophenol (Surr)	62		35 - 105	07/08/11 11:44	07/27/11 16:06	1
Nitrobenzene-d5 (Surr)	54		35 - 100	07/08/11 11:44	07/27/11 16:06	1
Terphenyl-d14 (Surr)	68		30 - 125	07/08/11 11:44	07/27/11 16:06	1
2,4,6-Tribromophenol (Surr)	38		35 - 125	07/08/11 11:44	07/27/11 16:06	1
Phenol-d5 (Surr)	63		40 - 100	07/08/11 11:44	07/27/11 16:06	1

Client Sample ID: LL4SB-407M-0101-SO

Lab Sample ID: 240-1599-4

Date Collected: 06/27/11 15:30
Date Received: 06/28/11 16:41

Matrix: Solid
Percent Solids: 97.9

Method: 8270C/DoD - Semivolatile Organic Compounds (GC/MS)

Analyte	Result	Qualifier	LOQ	DL	Unit	D	Prepared	Analyzed	Dil Fac
Acenaphthene	**1500**	**D**	68	34	ug/Kg	☼	07/08/11 11:44	07/27/11 17:03	10
Acenaphthylene	34	U	68	34	ug/Kg	☼	07/08/11 11:44	07/27/11 17:03	10
Anthracene	**2400**	**D**	68	34	ug/Kg	☼	07/08/11 11:44	07/27/11 17:03	10
Benzo[a]anthracene	**3300**	**D**	68	34	ug/Kg	☼	07/08/11 11:44	07/27/11 17:03	10

Client Sample ID: LL4SB-407M-0101-SO

Lab Sample ID: 240-1599-4

Date Collected: 06/27/11 15:30
Matrix: Solid
Date Received: 06/28/11 16:41
Percent Solids: 97.9

Method: 8270C/DoD - Semivolatile Organic Compounds (GC/MS) (Continued)

Analyte	Result	Qualifier	LOQ	DL	Unit	D	Prepared	Analyzed	Dil Fac
Benzo[a]pyrene	2900	D	68	34	ug/Kg	☼	07/08/11 11:44	07/27/11 17:03	10
Benzo[b]fluoranthene	3100	D M	68	34	ug/Kg	☼	07/08/11 11:44	07/27/11 17:03	10
Benzo[g,h,i]perylene	1900	D	68	34	ug/Kg	☼	07/08/11 11:44	07/27/11 17:03	10
Benzo[k]fluoranthene	1900	D M	68	34	ug/Kg	☼	07/08/11 11:44	07/27/11 17:03	10
Chrysene	3000	D	68	11	ug/Kg	☼	07/08/11 11:44	07/27/11 17:03	10
Dibenz(a,h)anthracene	380	D	68	34	ug/Kg	☼	07/08/11 11:44	07/27/11 17:03	10
Fluoranthene	10000	D	68	34	ug/Kg	☼	07/08/11 11:44	07/27/11 17:03	10
Fluorene	1300	D	68	34	ug/Kg	☼	07/08/11 11:44	07/27/11 17:03	10
Indeno[1,2,3-cd]pyrene	1600	D	68	34	ug/Kg	☼	07/08/11 11:44	07/27/11 17:03	10
Naphthalene	210	D	68	34	ug/Kg	☼	07/08/11 11:44	07/27/11 17:03	10
Pyrene	7300	D	68	34	ug/Kg	☼	07/08/11 11:44	07/27/11 17:03	10
Phenanthrene	9300	D	68	34	ug/Kg	☼	07/08/11 11:44	07/27/11 17:03	10

Surrogate	*% Recovery*	*Qualifier*	*Limits*	*Prepared*	*Analyzed*	*Dil Fac*
2-Fluorobiphenyl (Surr)	*56*		*45 - 105*	*07/08/11 11:44*	*07/27/11 17:03*	*10*
2-Fluorophenol (Surr)	*64*		*35 - 105*	*07/08/11 11:44*	*07/27/11 17:03*	*10*
Nitrobenzene-d5 (Surr)	*55*		*35 - 100*	*07/08/11 11:44*	*07/27/11 17:03*	*10*
Terphenyl-d14 (Surr)	*71*		*30 - 125*	*07/08/11 11:44*	*07/27/11 17:03*	*10*
2,4,6-Tribromophenol (Surr)	*28*	*Q*	*35 - 125*	*07/08/11 11:44*	*07/27/11 17:03*	*10*
Phenol-d5 (Surr)	*61*		*40 - 100*	*07/08/11 11:44*	*07/27/11 17:03*	*10*

Client Sample ID: LL4SB-407M-0102-SO

Lab Sample ID: 240-1599-5

Date Collected: 06/27/11 15:32
Matrix: Solid
Date Received: 06/28/11 16:41
Percent Solids: 97.8

Method: 8270C/DoD - Semivolatile Organic Compounds (GC/MS)

Analyte	Result	Qualifier	LOQ	DL	Unit	D	Prepared	Analyzed	Dil Fac
Acenaphthene	270		17	8.4	ug/Kg	☼	07/08/11 11:44	07/27/11 17:22	2.5
Acenaphthylene	8.4	U	17	8.4	ug/Kg	☼	07/08/11 11:44	07/27/11 17:22	2.5
Anthracene	420		17	8.4	ug/Kg	☼	07/08/11 11:44	07/27/11 17:22	2.5
Benzo[a]anthracene	620		17	8.4	ug/Kg	☼	07/08/11 11:44	07/27/11 17:22	2.5
Benzo[a]pyrene	530		17	8.4	ug/Kg	☼	07/08/11 11:44	07/27/11 17:22	2.5
Benzo[b]fluoranthene	630	M	17	8.4	ug/Kg	☼	07/08/11 11:44	07/27/11 17:22	2.5
Benzo[g,h,i]perylene	360		17	8.4	ug/Kg	☼	07/08/11 11:44	07/27/11 17:22	2.5
Benzo[k]fluoranthene	320	M	17	8.4	ug/Kg	☼	07/08/11 11:44	07/27/11 17:22	2.5
Chrysene	560		17	2.8	ug/Kg	☼	07/08/11 11:44	07/27/11 17:22	2.5
Dibenz(a,h)anthracene	69		17	8.4	ug/Kg	☼	07/08/11 11:44	07/27/11 17:22	2.5
Fluoranthene	1900		17	8.4	ug/Kg	☼	07/08/11 11:44	07/27/11 17:22	2.5
Fluorene	240		17	8.4	ug/Kg	☼	07/08/11 11:44	07/27/11 17:22	2.5
Indeno[1,2,3-cd]pyrene	300		17	8.4	ug/Kg	☼	07/08/11 11:44	07/27/11 17:22	2.5
Naphthalene	38		17	8.4	ug/Kg	☼	07/08/11 11:44	07/27/11 17:22	2.5
Pyrene	1400		17	8.4	ug/Kg	☼	07/08/11 11:44	07/27/11 17:22	2.5
Phenanthrene	1800		17	8.4	ug/Kg	☼	07/08/11 11:44	07/27/11 17:22	2.5

Surrogate	*% Recovery*	*Qualifier*	*Limits*	*Prepared*	*Analyzed*	*Dil Fac*
2-Fluorobiphenyl (Surr)	*56*		*45 - 105*	*07/08/11 11:44*	*07/27/11 17:22*	*2.5*
2-Fluorophenol (Surr)	*62*		*35 - 105*	*07/08/11 11:44*	*07/27/11 17:22*	*2.5*
Nitrobenzene-d5 (Surr)	*57*		*35 - 100*	*07/08/11 11:44*	*07/27/11 17:22*	*2.5*
Terphenyl-d14 (Surr)	*67*		*30 - 125*	*07/08/11 11:44*	*07/27/11 17:22*	*2.5*

Client Sample ID: LL4SB-407M-0102-SO

Lab Sample ID: 240-1599-5

Date Collected: 06/27/11 15:32
Date Received: 06/28/11 16:41

Matrix: Solid
Percent Solids: 97.8

Method: 8270C/DoD - Semivolatile Organic Compounds (GC/MS) (Continued)

Surrogate	% Recovery	Qualifier	Limits	Prepared	Analyzed	Dil Fac
2,4,6-Tribromophenol (Surr)	*36*		*35 - 125*	*07/08/11 11:44*	*07/27/11 17:22*	*2.5*
Phenol-d5 (Surr)	*65*		*40 - 100*	*07/08/11 11:44*	*07/27/11 17:22*	*2.5*

Client Sample ID: LL4SB-407M-0103-SO

Lab Sample ID: 240-1599-6

Date Collected: 06/27/11 15:34
Date Received: 06/28/11 16:41

Matrix: Solid
Percent Solids: 98.5

Method: 8270C/DoD - Semivolatile Organic Compounds (GC/MS)

Analyte	Result	Qualifier	LOQ	DL	Unit	D	Prepared	Analyzed	Dil Fac
Acenaphthene	3.4	U	6.8	3.4	ug/Kg	☼	07/08/11 11:44	07/27/11 12:39	1
Acenaphthylene	3.4	U	6.8	3.4	ug/Kg	☼	07/08/11 11:44	07/27/11 12:39	1
Anthracene	**6.6**	**J**	6.8	3.4	ug/Kg	☼	07/08/11 11:44	07/27/11 12:39	1
Benzo[a]anthracene	**10**		6.8	3.4	ug/Kg	☼	07/08/11 11:44	07/27/11 12:39	1
Benzo[a]pyrene	**9.4**		6.8	3.4	ug/Kg	☼	07/08/11 11:44	07/27/11 12:39	1
Benzo[b]fluoranthene	**11**		6.8	3.4	ug/Kg	☼	07/08/11 11:44	07/27/11 12:39	1
Benzo[g,h,i]perylene	3.4	U	6.8	3.4	ug/Kg	☼	07/08/11 11:44	07/27/11 12:39	1
Benzo[k]fluoranthene	**7.0**	**M**	6.8	3.4	ug/Kg	☼	07/08/11 11:44	07/27/11 12:39	1
Chrysene	**11**		6.8	1.1	ug/Kg	☼	07/08/11 11:44	07/27/11 12:39	1
Dibenz(a,h)anthracene	3.4	U	6.8	3.4	ug/Kg	☼	07/08/11 11:44	07/27/11 12:39	1
Fluoranthene	**30**		6.8	3.4	ug/Kg	☼	07/08/11 11:44	07/27/11 12:39	1
Fluorene	3.4	U	6.8	3.4	ug/Kg	☼	07/08/11 11:44	07/27/11 12:39	1
Indeno[1,2,3-cd]pyrene	3.4	U	6.8	3.4	ug/Kg	☼	07/08/11 11:44	07/27/11 12:39	1
Naphthalene	3.4	U	6.8	3.4	ug/Kg	☼	07/08/11 11:44	07/27/11 12:39	1
Pyrene	**23**		6.8	3.4	ug/Kg	☼	07/08/11 11:44	07/27/11 12:39	1
Phenanthrene	**27**		6.8	3.4	ug/Kg	☼	07/08/11 11:44	07/27/11 12:39	1

Surrogate	% Recovery	Qualifier	Limits	Prepared	Analyzed	Dil Fac
2-Fluorobiphenyl (Surr)	*13*	*Q*	*45 - 105*	*07/08/11 11:44*	*07/27/11 12:39*	*1*
2-Fluorophenol (Surr)	*17*	*Q*	*35 - 105*	*07/08/11 11:44*	*07/27/11 12:39*	*1*
Nitrobenzene-d5 (Surr)	*15*	*Q*	*35 - 100*	*07/08/11 11:44*	*07/27/11 12:39*	*1*
Terphenyl-d14 (Surr)	*18*	*Q*	*30 - 125*	*07/08/11 11:44*	*07/27/11 12:39*	*1*
2,4,6-Tribromophenol (Surr)	*8*	*Q*	*35 - 125*	*07/08/11 11:44*	*07/27/11 12:39*	*1*
Phenol-d5 (Surr)	*18*	*Q*	*40 - 100*	*07/08/11 11:44*	*07/27/11 12:39*	*1*

Client Sample ID: LL4SB-410M-0101-SO

Lab Sample ID: 240-1599-7

Date Collected: 06/27/11 17:40
Date Received: 06/28/11 16:41

Matrix: Solid
Percent Solids: 99.2

Method: 8270C/DoD - Semivolatile Organic Compounds (GC/MS)

Analyte	Result	Qualifier	LOQ	DL	Unit	D	Prepared	Analyzed	Dil Fac
Acenaphthene	3.3	U	6.7	3.3	ug/Kg	☼	07/08/11 11:44	08/01/11 11:39	1
Acenaphthylene	3.3	U	6.7	3.3	ug/Kg	☼	07/08/11 11:44	08/01/11 11:39	1
Anthracene	**6.7**		6.7	3.3	ug/Kg	☼	07/08/11 11:44	08/01/11 11:39	1
Benzo[a]anthracene	**30**		6.7	3.3	ug/Kg	☼	07/08/11 11:44	08/01/11 11:39	1
Benzo[a]pyrene	**36**		6.7	3.3	ug/Kg	☼	07/08/11 11:44	08/01/11 11:39	1
Benzo[b]fluoranthene	**66**	**M**	6.7	3.3	ug/Kg	☼	07/08/11 11:44	08/01/11 11:39	1
Benzo[g,h,i]perylene	**28**		6.7	3.3	ug/Kg	☼	07/08/11 11:44	08/01/11 11:39	1

Client Sample ID: LL4SB-410M-0101-SO

Lab Sample ID: 240-1599-7

Date Collected: 06/27/11 17:40
Date Received: 06/28/11 16:41

Matrix: Solid
Percent Solids: 99.2

Method: 8270C/DoD - Semivolatile Organic Compounds (GC/MS) (Continued)

Analyte	Result	Qualifier	LOQ	DL	Unit	D	Prepared	Analyzed	Dil Fac
Benzo[k]fluoranthene	**25**	**M**	6.7	3.3	ug/Kg	☼	07/08/11 11:44	08/01/11 11:39	1
Chrysene	**51**		6.7	1.1	ug/Kg	☼	07/08/11 11:44	08/01/11 11:39	1
Dibenz(a,h)anthracene	3.3	U	6.7	3.3	ug/Kg	☼	07/08/11 11:44	08/01/11 11:39	1
Fluoranthene	**41**		6.7	3.3	ug/Kg	☼	07/08/11 11:44	08/01/11 11:39	1
Fluorene	3.3	U	6.7	3.3	ug/Kg	☼	07/08/11 11:44	08/01/11 11:39	1
Indeno[1,2,3-cd]pyrene	**23**		6.7	3.3	ug/Kg	☼	07/08/11 11:44	08/01/11 11:39	1
Naphthalene	3.3	U	6.7	3.3	ug/Kg	☼	07/08/11 11:44	08/01/11 11:39	1
Pyrene	**38**		6.7	3.3	ug/Kg	☼	07/08/11 11:44	08/01/11 11:39	1
Phenanthrene	**9.3**		6.7	3.3	ug/Kg	☼	07/08/11 11:44	08/01/11 11:39	1

Surrogate	*% Recovery*	*Qualifier*	*Limits*	*Prepared*	*Analyzed*	*Dil Fac*
2-Fluorobiphenyl (Surr)	*48*		*45 - 105*	*07/08/11 11:44*	*08/01/11 11:39*	*1*
2-Fluorophenol (Surr)	*58*		*35 - 105*	*07/08/11 11:44*	*08/01/11 11:39*	*1*
Nitrobenzene-d5 (Surr)	*49*		*35 - 100*	*07/08/11 11:44*	*08/01/11 11:39*	*1*
Terphenyl-d14 (Surr)	*67*		*30 - 125*	*07/08/11 11:44*	*08/01/11 11:39*	*1*
2,4,6-Tribromophenol (Surr)	*27*	*Q*	*35 - 125*	*07/08/11 11:44*	*08/01/11 11:39*	*1*
Phenol-d5 (Surr)	*63*		*40 - 100*	*07/08/11 11:44*	*08/01/11 11:39*	*1*

Client Sample ID: LL4SB-410M-0102-SO

Lab Sample ID: 240-1599-8

Date Collected: 06/27/11 17:39
Date Received: 06/28/11 16:41

Matrix: Solid
Percent Solids: 98.2

Method: 8270C/DoD - Semivolatile Organic Compounds (GC/MS)

Analyte	Result	Qualifier	LOQ	DL	Unit	D	Prepared	Analyzed	Dil Fac
Acenaphthene	3.4	U	6.8	3.4	ug/Kg	☼	07/08/11 11:44	08/01/11 11:20	1
Acenaphthylene	3.4	U	6.8	3.4	ug/Kg	☼	07/08/11 11:44	08/01/11 11:20	1
Anthracene	3.4	U	6.8	3.4	ug/Kg	☼	07/08/11 11:44	08/01/11 11:20	1
Benzo[a]anthracene	**8.3**		6.8	3.4	ug/Kg	☼	07/08/11 11:44	08/01/11 11:20	1
Benzo[a]pyrene	**9.5**		6.8	3.4	ug/Kg	☼	07/08/11 11:44	08/01/11 11:20	1
Benzo[b]fluoranthene	**17**	**M**	6.8	3.4	ug/Kg	☼	07/08/11 11:44	08/01/11 11:20	1
Benzo[g,h,i]perylene	**8.2**		6.8	3.4	ug/Kg	☼	07/08/11 11:44	08/01/11 11:20	1
Benzo[k]fluoranthene	**8.5**	**M**	6.8	3.4	ug/Kg	☼	07/08/11 11:44	08/01/11 11:20	1
Chrysene	**15**		6.8	1.1	ug/Kg	☼	07/08/11 11:44	08/01/11 11:20	1
Dibenz(a,h)anthracene	3.4	U	6.8	3.4	ug/Kg	☼	07/08/11 11:44	08/01/11 11:20	1
Fluoranthene	**14**		6.8	3.4	ug/Kg	☼	07/08/11 11:44	08/01/11 11:20	1
Fluorene	3.4	U	6.8	3.4	ug/Kg	☼	07/08/11 11:44	08/01/11 11:20	1
Indeno[1,2,3-cd]pyrene	**7.2**	**M**	6.8	3.4	ug/Kg	☼	07/08/11 11:44	08/01/11 11:20	1
Naphthalene	3.4	U	6.8	3.4	ug/Kg	☼	07/08/11 11:44	08/01/11 11:20	1
Pyrene	**14**		6.8	3.4	ug/Kg	☼	07/08/11 11:44	08/01/11 11:20	1
Phenanthrene	**7.1**		6.8	3.4	ug/Kg	☼	07/08/11 11:44	08/01/11 11:20	1

Surrogate	*% Recovery*	*Qualifier*	*Limits*	*Prepared*	*Analyzed*	*Dil Fac*
2-Fluorobiphenyl (Surr)	*51*		*45 - 105*	*07/08/11 11:44*	*08/01/11 11:20*	*1*
2-Fluorophenol (Surr)	*65*		*35 - 105*	*07/08/11 11:44*	*08/01/11 11:20*	*1*
Nitrobenzene-d5 (Surr)	*52*		*35 - 100*	*07/08/11 11:44*	*08/01/11 11:20*	*1*
Terphenyl-d14 (Surr)	*69*		*30 - 125*	*07/08/11 11:44*	*08/01/11 11:20*	*1*
2,4,6-Tribromophenol (Surr)	*38*		*35 - 125*	*07/08/11 11:44*	*08/01/11 11:20*	*1*
Phenol-d5 (Surr)	*66*		*40 - 100*	*07/08/11 11:44*	*08/01/11 11:20*	*1*

Client Sample ID: LL4SB-410M-0103-SO

Lab Sample ID: 240-1599-9

Date Collected: 06/27/11 17:36
Date Received: 06/28/11 16:41

Matrix: Solid
Percent Solids: 98.2

Method: 8270C/DoD - Semivolatile Organic Compounds (GC/MS)

Analyte	Result	Qualifier	LOQ	DL	Unit	D	Prepared	Analyzed	Dil Fac
Acenaphthene	12		6.8	3.4	ug/Kg	☼	07/08/11 11:44	08/01/11 11:58	1
Acenaphthylene	55		6.8	3.4	ug/Kg	☼	07/08/11 11:44	08/01/11 11:58	1
Anthracene	150		6.8	3.4	ug/Kg	☼	07/08/11 11:44	08/01/11 11:58	1
Benzo[a]anthracene	560		6.8	3.4	ug/Kg	☼	07/08/11 11:44	08/01/11 11:58	1
Benzo[a]pyrene	570		6.8	3.4	ug/Kg	☼	07/08/11 11:44	08/01/11 11:58	1
Benzo[b]fluoranthene	1100	M	6.8	3.4	ug/Kg	☼	07/08/11 11:44	08/01/11 11:58	1
Benzo[g,h,i]perylene	450		6.8	3.4	ug/Kg	☼	07/08/11 11:44	08/01/11 11:58	1
Benzo[k]fluoranthene	500	M	6.8	3.4	ug/Kg	☼	07/08/11 11:44	08/01/11 11:58	1
Chrysene	880		6.8	1.1	ug/Kg	☼	07/08/11 11:44	08/01/11 11:58	1
Dibenz(a,h)anthracene	160		6.8	3.4	ug/Kg	☼	07/08/11 11:44	08/01/11 11:58	1
Fluoranthene	850		6.8	3.4	ug/Kg	☼	07/08/11 11:44	08/01/11 11:58	1
Fluorene	22		6.8	3.4	ug/Kg	☼	07/08/11 11:44	08/01/11 11:58	1
Indeno[1,2,3-cd]pyrene	390		6.8	3.4	ug/Kg	☼	07/08/11 11:44	08/01/11 11:58	1
Naphthalene	3.4	U	6.8	3.4	ug/Kg	☼	07/08/11 11:44	08/01/11 11:58	1
Pyrene	830		6.8	3.4	ug/Kg	☼	07/08/11 11:44	08/01/11 11:58	1
Phenanthrene	210		6.8	3.4	ug/Kg	☼	07/08/11 11:44	08/01/11 11:58	1

Surrogate	*% Recovery*	*Qualifier*	*Limits*	*Prepared*	*Analyzed*	*Dil Fac*
2-Fluorobiphenyl (Surr)	*53*		*45 - 105*	*07/08/11 11:44*	*08/01/11 11:58*	*1*
2-Fluorophenol (Surr)	*68*		*35 - 105*	*07/08/11 11:44*	*08/01/11 11:58*	*1*
Nitrobenzene-d5 (Surr)	*52*		*35 - 100*	*07/08/11 11:44*	*08/01/11 11:58*	*1*
Terphenyl-d14 (Surr)	*70*		*30 - 125*	*07/08/11 11:44*	*08/01/11 11:58*	*1*
2,4,6-Tribromophenol (Surr)	*60*		*35 - 125*	*07/08/11 11:44*	*08/01/11 11:58*	*1*
Phenol-d5 (Surr)	*77*		*40 - 100*	*07/08/11 11:44*	*08/01/11 11:58*	*1*

Client Sample ID: LL4SB-415M-0101-SO

Lab Sample ID: 240-1599-10

Date Collected: 06/28/11 11:15
Date Received: 06/28/11 16:41

Matrix: Solid
Percent Solids: 97.7

Method: 8270C/DoD - Semivolatile Organic Compounds (GC/MS)

Analyte	Result	Qualifier	LOQ	DL	Unit	D	Prepared	Analyzed	Dil Fac
Acenaphthene	3.4	U	6.8	3.4	ug/Kg	☼	07/08/11 11:44	07/27/11 13:36	1
Acenaphthylene	3.4	U	6.8	3.4	ug/Kg	☼	07/08/11 11:44	07/27/11 13:36	1
Anthracene	3.4	U	6.8	3.4	ug/Kg	☼	07/08/11 11:44	07/27/11 13:36	1
Benzo[a]anthracene	3.4	U	6.8	3.4	ug/Kg	☼	07/08/11 11:44	07/27/11 13:36	1
Benzo[a]pyrene	3.4	U	6.8	3.4	ug/Kg	☼	07/08/11 11:44	07/27/11 13:36	1
Benzo[b]fluoranthene	9.3	M	6.8	3.4	ug/Kg	☼	07/08/11 11:44	07/27/11 13:36	1
Benzo[g,h,i]perylene	3.4	U	6.8	3.4	ug/Kg	☼	07/08/11 11:44	07/27/11 13:36	1
Benzo[k]fluoranthene	3.4	U	6.8	3.4	ug/Kg	☼	07/08/11 11:44	07/27/11 13:36	1
Chrysene	3.4	U	6.8	1.1	ug/Kg	☼	07/08/11 11:44	07/27/11 13:36	1
Dibenz(a,h)anthracene	3.4	U	6.8	3.4	ug/Kg	☼	07/08/11 11:44	07/27/11 13:36	1
Fluoranthene	7.2		6.8	3.4	ug/Kg	☼	07/08/11 11:44	07/27/11 13:36	1
Fluorene	3.4	U	6.8	3.4	ug/Kg	☼	07/08/11 11:44	07/27/11 13:36	1
Indeno[1,2,3-cd]pyrene	3.4	U	6.8	3.4	ug/Kg	☼	07/08/11 11:44	07/27/11 13:36	1
Naphthalene	3.4	U	6.8	3.4	ug/Kg	☼	07/08/11 11:44	07/27/11 13:36	1
Pyrene	3.4	U	6.8	3.4	ug/Kg	☼	07/08/11 11:44	07/27/11 13:36	1
Phenanthrene	3.4	U	6.8	3.4	ug/Kg	☼	07/08/11 11:44	07/27/11 13:36	1

Client Sample ID: LL4SB-415M-0101-SO

Lab Sample ID: 240-1599-10

Date Collected: 06/28/11 11:15
Date Received: 06/28/11 16:41

Matrix: Solid
Percent Solids: 97.7

Surrogate	% Recovery	Qualifier	Limits	Prepared	Analyzed	Dil Fac
2-Fluorobiphenyl (Surr)	52		45 - 105	07/08/11 11:44	07/27/11 13:36	1
2-Fluorophenol (Surr)	61		35 - 105	07/08/11 11:44	07/27/11 13:36	1
Nitrobenzene-d5 (Surr)	52		35 - 100	07/08/11 11:44	07/27/11 13:36	1
Terphenyl-d14 (Surr)	64		30 - 125	07/08/11 11:44	07/27/11 13:36	1
2,4,6-Tribromophenol (Surr)	32	Q M	35 - 125	07/08/11 11:44	07/27/11 13:36	1
Phenol-d5 (Surr)	64		40 - 100	07/08/11 11:44	07/27/11 13:36	1

Client Sample ID: LL4SB-415M-0102-SO

Lab Sample ID: 240-1599-11

Date Collected: 06/28/11 11:15
Date Received: 06/28/11 16:41

Matrix: Solid
Percent Solids: 96.1

Method: 8270C/DoD - Semivolatile Organic Compounds (GC/MS)

Analyte	Result	Qualifier	LOQ	DL	Unit	D	Prepared	Analyzed	Dil Fac
Acenaphthene	3.4	U	6.9	3.4	ug/Kg	☼	07/08/11 11:44	07/27/11 13:55	1
Acenaphthylene	3.4	U	6.9	3.4	ug/Kg	☼	07/08/11 11:44	07/27/11 13:55	1
Anthracene	3.4	U	6.9	3.4	ug/Kg	☼	07/08/11 11:44	07/27/11 13:55	1
Benzo[a]anthracene	3.4	U	6.9	3.4	ug/Kg	☼	07/08/11 11:44	07/27/11 13:55	1
Benzo[a]pyrene	3.4	U	6.9	3.4	ug/Kg	☼	07/08/11 11:44	07/27/11 13:55	1
Benzo[b]fluoranthene	3.4	U	6.9	3.4	ug/Kg	☼	07/08/11 11:44	07/27/11 13:55	1
Benzo[g,h,i]perylene	3.4	U	6.9	3.4	ug/Kg	☼	07/08/11 11:44	07/27/11 13:55	1
Benzo[k]fluoranthene	3.4	U	6.9	3.4	ug/Kg	☼	07/08/11 11:44	07/27/11 13:55	1
Chrysene	3.4	U	6.9	1.1	ug/Kg	☼	07/08/11 11:44	07/27/11 13:55	1
Dibenz(a,h)anthracene	3.4	U	6.9	3.4	ug/Kg	☼	07/08/11 11:44	07/27/11 13:55	1
Fluoranthene	3.4	U	6.9	3.4	ug/Kg	☼	07/08/11 11:44	07/27/11 13:55	1
Fluorene	3.4	U	6.9	3.4	ug/Kg	☼	07/08/11 11:44	07/27/11 13:55	1
Indeno[1,2,3-cd]pyrene	3.4	U	6.9	3.4	ug/Kg	☼	07/08/11 11:44	07/27/11 13:55	1
Naphthalene	3.4	U	6.9	3.4	ug/Kg	☼	07/08/11 11:44	07/27/11 13:55	1
Pyrene	3.4	U	6.9	3.4	ug/Kg	☼	07/08/11 11:44	07/27/11 13:55	1
Phenanthrene	3.4	U	6.9	3.4	ug/Kg	☼	07/08/11 11:44	07/27/11 13:55	1

Surrogate	% Recovery	Qualifier	Limits	Prepared	Analyzed	Dil Fac
2-Fluorobiphenyl (Surr)	46		45 - 105	07/08/11 11:44	07/27/11 13:55	1
2-Fluorophenol (Surr)	55		35 - 105	07/08/11 11:44	07/27/11 13:55	1
Nitrobenzene-d5 (Surr)	45		35 - 100	07/08/11 11:44	07/27/11 13:55	1
Terphenyl-d14 (Surr)	69		30 - 125	07/08/11 11:44	07/27/11 13:55	1
2,4,6-Tribromophenol (Surr)	43		35 - 125	07/08/11 11:44	07/27/11 13:55	1
Phenol-d5 (Surr)	58		40 - 100	07/08/11 11:44	07/27/11 13:55	1

Client Sample ID: LL4SB-415M-0103-SO

Lab Sample ID: 240-1599-12

Date Collected: 06/28/11 11:15
Date Received: 06/28/11 16:41

Matrix: Solid
Percent Solids: 97.2

Method: 8270C/DoD - Semivolatile Organic Compounds (GC/MS)

Analyte	Result	Qualifier	LOQ	DL	Unit	D	Prepared	Analyzed	Dil Fac
Acenaphthene	33	U	68	33	ug/Kg	☼	07/08/11 11:44	07/27/11 15:10	1
Acenaphthylene	33	U	68	33	ug/Kg	☼	07/08/11 11:44	07/27/11 15:10	1
Anthracene	**80**		68	33	ug/Kg	☼	07/08/11 11:44	07/27/11 15:10	1
Benzo[a]anthracene	**95**		68	33	ug/Kg	☼	07/08/11 11:44	07/27/11 15:10	1

Client Sample ID: LL4SB-415M-0103-SO

Lab Sample ID: 240-1599-12

Date Collected: 06/28/11 11:15
Date Received: 06/28/11 16:41

Matrix: Solid
Percent Solids: 97.2

Method: 8270C/DoD - Semivolatile Organic Compounds (GC/MS) (Continued)

Analyte	Result	Qualifier	LOQ	DL	Unit	D	Prepared	Analyzed	Dil Fac
Benzo[a]pyrene	77		68	33	ug/Kg	☼	07/08/11 11:44	07/27/11 15:10	1
Benzo[b]fluoranthene	87		68	33	ug/Kg	☼	07/08/11 11:44	07/27/11 15:10	1
Benzo[g,h,i]perylene	95		68	33	ug/Kg	☼	07/08/11 11:44	07/27/11 15:10	1
Benzo[k]fluoranthene	89		68	33	ug/Kg	☼	07/08/11 11:44	07/27/11 15:10	1
Chrysene	87		68	11	ug/Kg	☼	07/08/11 11:44	07/27/11 15:10	1
Dibenz(a,h)anthracene	33	U	68	33	ug/Kg	☼	07/08/11 11:44	07/27/11 15:10	1
Fluoranthene	87		68	33	ug/Kg	☼	07/08/11 11:44	07/27/11 15:10	1
Fluorene	71		68	33	ug/Kg	☼	07/08/11 11:44	07/27/11 15:10	1
Indeno[1,2,3-cd]pyrene	73		68	33	ug/Kg	☼	07/08/11 11:44	07/27/11 15:10	1
Naphthalene	33	U	68	33	ug/Kg	☼	07/08/11 11:44	07/27/11 15:10	1
Pyrene	88		68	33	ug/Kg	☼	07/08/11 11:44	07/27/11 15:10	1
Phenanthrene	84		68	33	ug/Kg	☼	07/08/11 11:44	07/27/11 15:10	1

Surrogate	*% Recovery*	*Qualifier*	*Limits*	*Prepared*	*Analyzed*	*Dil Fac*
2-Fluorobiphenyl (Surr)	*22*	*Q*	*45 - 105*	*07/08/11 11:44*	*07/27/11 15:10*	*1*
2-Fluorophenol (Surr)	*28*	*Q*	*35 - 105*	*07/08/11 11:44*	*07/27/11 15:10*	*1*
Nitrobenzene-d5 (Surr)	*23*	*Q*	*35 - 100*	*07/08/11 11:44*	*07/27/11 15:10*	*1*
Terphenyl-d14 (Surr)	*32*		*30 - 125*	*07/08/11 11:44*	*07/27/11 15:10*	*1*
2,4,6-Tribromophenol (Surr)	*18*	*Q*	*35 - 125*	*07/08/11 11:44*	*07/27/11 15:10*	*1*
Phenol-d5 (Surr)	*28*	*Q*	*40 - 100*	*07/08/11 11:44*	*07/27/11 15:10*	*1*

Client Sample ID: LL4SB-413M-0101-SO

Lab Sample ID: 240-1599-13

Date Collected: 06/28/11 15:18
Date Received: 06/28/11 16:41

Matrix: Solid
Percent Solids: 98.2

Method: 8270C/DoD - Semivolatile Organic Compounds (GC/MS)

Analyte	Result	Qualifier	LOQ	DL	Unit	D	Prepared	Analyzed	Dil Fac
Acenaphthene	3.4	U	6.8	3.4	ug/Kg	☼	07/08/11 11:44	07/27/11 15:29	1
Acenaphthylene	3.4	U	6.8	3.4	ug/Kg	☼	07/08/11 11:44	07/27/11 15:29	1
Anthracene	3.4	U	6.8	3.4	ug/Kg	☼	07/08/11 11:44	07/27/11 15:29	1
Benzo[a]anthracene	7.6		6.8	3.4	ug/Kg	☼	07/08/11 11:44	07/27/11 15:29	1
Benzo[a]pyrene	14		6.8	3.4	ug/Kg	☼	07/08/11 11:44	07/27/11 15:29	1
Benzo[b]fluoranthene	17	M	6.8	3.4	ug/Kg	☼	07/08/11 11:44	07/27/11 15:29	1
Benzo[g,h,i]perylene	17		6.8	3.4	ug/Kg	☼	07/08/11 11:44	07/27/11 15:29	1
Benzo[k]fluoranthene	7.0	M	6.8	3.4	ug/Kg	☼	07/08/11 11:44	07/27/11 15:29	1
Chrysene	8.1		6.8	1.1	ug/Kg	☼	07/08/11 11:44	07/27/11 15:29	1
Dibenz(a,h)anthracene	3.4	U	6.8	3.4	ug/Kg	☼	07/08/11 11:44	07/27/11 15:29	1
Fluoranthene	11		6.8	3.4	ug/Kg	☼	07/08/11 11:44	07/27/11 15:29	1
Fluorene	3.4	U	6.8	3.4	ug/Kg	☼	07/08/11 11:44	07/27/11 15:29	1
Indeno[1,2,3-cd]pyrene	14		6.8	3.4	ug/Kg	☼	07/08/11 11:44	07/27/11 15:29	1
Naphthalene	3.4	U	6.8	3.4	ug/Kg	☼	07/08/11 11:44	07/27/11 15:29	1
Pyrene	10		6.8	3.4	ug/Kg	☼	07/08/11 11:44	07/27/11 15:29	1
Phenanthrene	3.4	U	6.8	3.4	ug/Kg	☼	07/08/11 11:44	07/27/11 15:29	1

Surrogate	*% Recovery*	*Qualifier*	*Limits*	*Prepared*	*Analyzed*	*Dil Fac*
2-Fluorobiphenyl (Surr)	*48*		*45 - 105*	*07/08/11 11:44*	*07/27/11 15:29*	*1*
2-Fluorophenol (Surr)	*58*		*35 - 105*	*07/08/11 11:44*	*07/27/11 15:29*	*1*
Nitrobenzene-d5 (Surr)	*47*		*35 - 100*	*07/08/11 11:44*	*07/27/11 15:29*	*1*
Terphenyl-d14 (Surr)	*66*		*30 - 125*	*07/08/11 11:44*	*07/27/11 15:29*	*1*

Client Sample ID: LL4SB-413M-0101-SO

Lab Sample ID: 240-1599-13

Date Collected: 06/28/11 15:18
Date Received: 06/28/11 16:41

Matrix: Solid
Percent Solids: 98.2

Method: 8270C/DoD - Semivolatile Organic Compounds (GC/MS) (Continued)

Surrogate	% Recovery	Qualifier	Limits	Prepared	Analyzed	Dil Fac
2,4,6-Tribromophenol (Surr)	*48*		*35 - 125*	*07/08/11 11:44*	*07/27/11 15:29*	*1*
Phenol-d5 (Surr)	*60*		*40 - 100*	*07/08/11 11:44*	*07/27/11 15:29*	*1*

Client Sample ID: LL4SB-413M-0102-SO

Lab Sample ID: 240-1599-14

Date Collected: 06/28/11 15:24
Date Received: 06/28/11 16:41

Matrix: Solid
Percent Solids: 97.7

Method: 8270C/DoD - Semivolatile Organic Compounds (GC/MS)

Analyte	Result	Qualifier	LOQ	DL	Unit	D	Prepared	Analyzed	Dil Fac
Acenaphthene	3.4	U	6.8	3.4	ug/Kg	☼	07/08/11 11:44	07/27/11 15:48	1
Acenaphthylene	3.4	U	6.8	3.4	ug/Kg	☼	07/08/11 11:44	07/27/11 15:48	1
Anthracene	3.4	U	6.8	3.4	ug/Kg	☼	07/08/11 11:44	07/27/11 15:48	1
Benzo[a]anthracene	3.4	U	6.8	3.4	ug/Kg	☼	07/08/11 11:44	07/27/11 15:48	1
Benzo[a]pyrene	3.4	U	6.8	3.4	ug/Kg	☼	07/08/11 11:44	07/27/11 15:48	1
Benzo[b]fluoranthene	3.4	U	6.8	3.4	ug/Kg	☼	07/08/11 11:44	07/27/11 15:48	1
Benzo[g,h,i]perylene	3.4	U	6.8	3.4	ug/Kg	☼	07/08/11 11:44	07/27/11 15:48	1
Benzo[k]fluoranthene	3.4	U	6.8	3.4	ug/Kg	☼	07/08/11 11:44	07/27/11 15:48	1
Chrysene	3.4	U	6.8	1.1	ug/Kg	☼	07/08/11 11:44	07/27/11 15:48	1
Dibenz(a,h)anthracene	3.4	U	6.8	3.4	ug/Kg	☼	07/08/11 11:44	07/27/11 15:48	1
Fluoranthene	3.4	U	6.8	3.4	ug/Kg	☼	07/08/11 11:44	07/27/11 15:48	1
Fluorene	3.4	U	6.8	3.4	ug/Kg	☼	07/08/11 11:44	07/27/11 15:48	1
Indeno[1,2,3-cd]pyrene	3.4	U	6.8	3.4	ug/Kg	☼	07/08/11 11:44	07/27/11 15:48	1
Naphthalene	3.4	U	6.8	3.4	ug/Kg	☼	07/08/11 11:44	07/27/11 15:48	1
Pyrene	3.4	U	6.8	3.4	ug/Kg	☼	07/08/11 11:44	07/27/11 15:48	1
Phenanthrene	3.4	U	6.8	3.4	ug/Kg	☼	07/08/11 11:44	07/27/11 15:48	1

Surrogate	% Recovery	Qualifier	Limits	Prepared	Analyzed	Dil Fac
2-Fluorobiphenyl (Surr)	*49*		*45 - 105*	*07/08/11 11:44*	*07/27/11 15:48*	*1*
2-Fluorophenol (Surr)	*55*		*35 - 105*	*07/08/11 11:44*	*07/27/11 15:48*	*1*
Nitrobenzene-d5 (Surr)	*47*		*35 - 100*	*07/08/11 11:44*	*07/27/11 15:48*	*1*
Terphenyl-d14 (Surr)	*69*		*30 - 125*	*07/08/11 11:44*	*07/27/11 15:48*	*1*
2,4,6-Tribromophenol (Surr)	*36*		*35 - 125*	*07/08/11 11:44*	*07/27/11 15:48*	*1*
Phenol-d5 (Surr)	*58*		*40 - 100*	*07/08/11 11:44*	*07/27/11 15:48*	*1*

Client Sample ID: LL4SB-413M-0103-SO

Lab Sample ID: 240-1599-15

Date Collected: 06/28/11 15:25
Date Received: 06/28/11 16:41

Matrix: Solid
Percent Solids: 97.8

Method: 8270C/DoD - Semivolatile Organic Compounds (GC/MS)

Analyte	Result	Qualifier	LOQ	DL	Unit	D	Prepared	Analyzed	Dil Fac
Acenaphthene	3.4	U	6.8	3.4	ug/Kg	☼	07/08/11 11:44	07/27/11 14:14	1
Acenaphthylene	3.4	U	6.8	3.4	ug/Kg	☼	07/08/11 11:44	07/27/11 14:14	1
Anthracene	3.4	U J	6.8	3.4	ug/Kg	☼	07/08/11 11:44	07/27/11 14:14	1
Benzo[a]anthracene	3.4	U	6.8	3.4	ug/Kg	☼	07/08/11 11:44	07/27/11 14:14	1
Benzo[a]pyrene	3.4	U	6.8	3.4	ug/Kg	☼	07/08/11 11:44	07/27/11 14:14	1
Benzo[b]fluoranthene	3.4	U	6.8	3.4	ug/Kg	☼	07/08/11 11:44	07/27/11 14:14	1
Benzo[g,h,i]perylene	3.4	U	6.8	3.4	ug/Kg	☼	07/08/11 11:44	07/27/11 14:14	1

Client Sample Results

Client: Prudent Technologies, Inc
Project/Site: RVAAP

TestAmerica Job ID: 240-1599-1

Client Sample ID: LL4SB-413M-0103-SO

Date Collected: 06/28/11 15:25
Date Received: 06/28/11 16:41

Lab Sample ID: 240-1599-15

Matrix: Solid
Percent Solids: 97.8

Method: 8270C/DoD - Semivolatile Organic Compounds (GC/MS) (Continued)

Analyte	Result	Qualifier	LOQ	DL	Unit	D	Prepared	Analyzed	Dil Fac
Benzo[k]fluoranthene	3.4	U	6.8	3.4	ug/Kg	☼	07/08/11 11:44	07/27/11 14:14	1
Chrysene	3.4	U	6.8	1.1	ug/Kg	☼	07/08/11 11:44	07/27/11 14:14	1
Dibenz(a,h)anthracene	3.4	U	6.8	3.4	ug/Kg	☼	07/08/11 11:44	07/27/11 14:14	1
Fluoranthene	3.4	U	6.8	3.4	ug/Kg	☼	07/08/11 11:44	07/27/11 14:14	1
Fluorene	3.4	U	6.8	3.4	ug/Kg	☼	07/08/11 11:44	07/27/11 14:14	1
Indeno[1,2,3-cd]pyrene	3.4	U	6.8	3.4	ug/Kg	☼	07/08/11 11:44	07/27/11 14:14	1
Naphthalene	3.4	U	6.8	3.4	ug/Kg	☼	07/08/11 11:44	07/27/11 14:14	1
Pyrene	3.4	U	6.8	3.4	ug/Kg	☼	07/08/11 11:44	07/27/11 14:14	1
Phenanthrene	3.4	U	6.8	3.4	ug/Kg	☼	07/08/11 11:44	07/27/11 14:14	1

Surrogate	*% Recovery*	*Qualifier*	*Limits*	*Prepared*	*Analyzed*	*Dil Fac*
2-Fluorobiphenyl (Surr)	*48*		*45 - 105*	*07/08/11 11:44*	*07/27/11 14:14*	*1*
2-Fluorophenol (Surr)	*70*		*35 - 105*	*07/08/11 11:44*	*07/27/11 14:14*	*1*
Nitrobenzene-d5 (Surr)	*54*		*35 - 100*	*07/08/11 11:44*	*07/27/11 14:14*	*1*
Terphenyl-d14 (Surr)	*67*		*30 - 125*	*07/08/11 11:44*	*07/27/11 14:14*	*1*
2,4,6-Tribromophenol (Surr)	*42*		*35 - 125*	*07/08/11 11:44*	*07/27/11 14:14*	*1*
Phenol-d5 (Surr)	*74*		*40 - 100*	*07/08/11 11:44*	*07/27/11 14:14*	*1*

Surrogate Summary

Client: Prudent Technologies, Inc
Project/Site: RVAAP

TestAmerica Job ID: 240-1599-1

Method: 8270C/DoD - Semivolatile Organic Compounds (GC/MS)

Matrix: Solid **Prep Type: Total/NA**

		Percent Surrogate Recovery (Acceptance Limits)					
		FBP	2FP	NBZ	TPH	TBP	PHL
Lab Sample ID	Client Sample ID	(45-105)	(35-105)	(35-100)	(30-125)	(35-125)	(40-100)
240-1599-1	LL4SB-411M-0101-SO	50	59	50	64	32 Q	61
240-1599-2	LL4SB-411M-0102-SO	54	67	58	68	41	67
240-1599-3	LL4SB-411M-0103-SO	52	62	54	68	38	63
240-1599-4	LL4SB-407M-0101-SO	56	64	55	71	28 Q	61
240-1599-5	LL4SB-407M-0102-SO	56	62	57	67	36	65
240-1599-6	LL4SB-407M-0103-SO	13 Q	17 Q	15 Q	18 Q	8 Q	18 Q
240-1599-7	LL4SB-410M-0101-SO	48	58	49	67	27 Q	63
240-1599-8	LL4SB-410M-0102-SO	51	65	52	69	38	66
240-1599-9	LL4SB-410M-0103-SO	53	68	52	70	60	77
240-1599-10	LL4SB-415M-0101-SO	52	61	52	64	32 Q M	64
240-1599-11	LL4SB-415M-0102-SO	46	55	45	69	43	58
240-1599-12	LL4SB-415M-0103-SO	22 Q	28 Q	23 Q	32	18 Q	28 Q
240-1599-13	LL4SB-413M-0101-SO	48	58	47	66	48	60
240-1599-14	LL4SB-413M-0102-SO	49	55	47	69	36	58
240-1599-15	LL4SB-413M-0103-SO	48	70	54	67	42	74
240-1599-15 MS	LL4SB-413M-0103-SO	54	56	54	66	35	63
240-1599-15 MSD	LL4SB-413M-0103-SO	46	59	48	64	45	62
LCS 240-7706/22-A	Lab Control Sample	48	66	49	66	48	70
MB 240-7706/21-A	Method Blank	52	65	56	71	48	66

Surrogate Legend

FBP = 2-Fluorobiphenyl (Surr)
2FP = 2-Fluorophenol (Surr)
NBZ = Nitrobenzene-d5 (Surr)
TPH = Terphenyl-d14 (Surr)
TBP = 2,4,6-Tribromophenol (Surr)
PHL = Phenol-d5 (Surr)

Method: 8270C/DoD - Semivolatile Organic Compounds (GC/MS)

Lab Sample ID: MB 240-7706/21-A
Matrix: Solid
Analysis Batch: 10089

Client Sample ID: Method Blank
Prep Type: Total/NA
Prep Batch: 7706

Analyte	MB Result	MB Qualifier	LOQ	DL	Unit	D	Prepared	Analyzed	Dil Fac
Acenaphthene	3.3	U	6.7	3.3	ug/Kg		07/08/11 11:44	07/27/11 11:43	1
Acenaphthylene	3.3	U	6.7	3.3	ug/Kg		07/08/11 11:44	07/27/11 11:43	1
Anthracene	3.3	U	6.7	3.3	ug/Kg		07/08/11 11:44	07/27/11 11:43	1
Benzo[a]anthracene	3.3	U	6.7	3.3	ug/Kg		07/08/11 11:44	07/27/11 11:43	1
Benzo[a]pyrene	3.3	U	6.7	3.3	ug/Kg		07/08/11 11:44	07/27/11 11:43	1
Benzo[b]fluoranthene	3.3	U	6.7	3.3	ug/Kg		07/08/11 11:44	07/27/11 11:43	1
Benzo[g,h,i]perylene	3.3	U	6.7	3.3	ug/Kg		07/08/11 11:44	07/27/11 11:43	1
Benzo[k]fluoranthene	3.3	U	6.7	3.3	ug/Kg		07/08/11 11:44	07/27/11 11:43	1
Chrysene	3.3	U	6.7	1.1	ug/Kg		07/08/11 11:44	07/27/11 11:43	1
Dibenz(a,h)anthracene	3.3	U	6.7	3.3	ug/Kg		07/08/11 11:44	07/27/11 11:43	1
Fluoranthene	3.3	U	6.7	3.3	ug/Kg		07/08/11 11:44	07/27/11 11:43	1
Fluorene	3.3	U	6.7	3.3	ug/Kg		07/08/11 11:44	07/27/11 11:43	1
Indeno[1,2,3-cd]pyrene	3.3	U	6.7	3.3	ug/Kg		07/08/11 11:44	07/27/11 11:43	1
Naphthalene	3.3	U	6.7	3.3	ug/Kg		07/08/11 11:44	07/27/11 11:43	1
Pyrene	3.3	U	6.7	3.3	ug/Kg		07/08/11 11:44	07/27/11 11:43	1
Phenanthrene	3.3	U	6.7	3.3	ug/Kg		07/08/11 11:44	07/27/11 11:43	1

Surrogate	*MB % Recovery*	*MB Qualifier*	*Limits*	*Prepared*	*Analyzed*	*Dil Fac*
2-Fluorobiphenyl (Surr)	*52*		*45 - 105*	*07/08/11 11:44*	*07/27/11 11:43*	*1*
2-Fluorophenol (Surr)	*65*		*35 - 105*	*07/08/11 11:44*	*07/27/11 11:43*	*1*
Nitrobenzene-d5 (Surr)	*56*		*35 - 100*	*07/08/11 11:44*	*07/27/11 11:43*	*1*
Terphenyl-d14 (Surr)	*71*		*30 - 125*	*07/08/11 11:44*	*07/27/11 11:43*	*1*
2,4,6-Tribromophenol (Surr)	*48*		*35 - 125*	*07/08/11 11:44*	*07/27/11 11:43*	*1*
Phenol-d5 (Surr)	*66*		*40 - 100*	*07/08/11 11:44*	*07/27/11 11:43*	*1*

Lab Sample ID: LCS 240-7706/22-A
Matrix: Solid
Analysis Batch: 10479

Client Sample ID: Lab Control Sample
Prep Type: Total/NA
Prep Batch: 7706

Analyte	Spike Added	LCS Result	LCS Qualifier	Unit	D	% Rec	% Rec. Limits
Acenaphthene	667	350		ug/Kg		52	45 - 110
Acenaphthylene	667	377		ug/Kg		57	45 - 105
Anthracene	667	385		ug/Kg		58	55 - 105
Benzo[a]anthracene	667	377		ug/Kg		56	50 - 110
Benzo[a]pyrene	667	356		ug/Kg		53	50 - 110
Benzo[b]fluoranthene	667	351		ug/Kg		53	45 - 115
Benzo[g,h,i]perylene	667	434		ug/Kg		65	40 - 125
Benzo[k]fluoranthene	667	430		ug/Kg		64	45 - 125
Chrysene	667	399		ug/Kg		60	55 - 110
Dibenz(a,h)anthracene	667	432		ug/Kg		65	40 - 125
Fluoranthene	667	411		ug/Kg		62	55 - 115
Fluorene	667	365		ug/Kg		55	50 - 110
Indeno[1,2,3-cd]pyrene	667	429		ug/Kg		64	40 - 120
Naphthalene	667	294		ug/Kg		44	40 - 105
Pyrene	667	392		ug/Kg		59	45 - 125
Phenanthrene	667	374		ug/Kg		56	50 - 110

Surrogate	*LCS % Recovery*	*LCS Qualifier*	*Limits*
2-Fluorobiphenyl (Surr)	*48*		*45 - 105*

Method: 8270C/DoD - Semivolatile Organic Compounds (GC/MS) (Continued)

Lab Sample ID: LCS 240-7706/22-A
Matrix: Solid
Analysis Batch: 10479

Client Sample ID: Lab Control Sample
Prep Type: Total/NA
Prep Batch: 7706

Surrogate	LCS % Recovery	LCS Qualifier	Limits
2-Fluorophenol (Surr)	66		35 - 105
Nitrobenzene-d5 (Surr)	49		35 - 100
Terphenyl-d14 (Surr)	66		30 - 125
2,4,6-Tribromophenol (Surr)	48		35 - 125
Phenol-d5 (Surr)	70		40 - 100

Lab Sample ID: 240-1599-15 MS
Matrix: Solid
Analysis Batch: 10089

Client Sample ID: LL4SB-413M-0103-SO
Prep Type: Total/NA
Prep Batch: 7706

Analyte	Sample Result	Sample Qualifier	Spike Added	MS Result	MS Qualifier	Unit	D	% Rec	% Rec. Limits
Acenaphthene	3.4	U	681	371		ug/Kg	☼	54	45 - 110
Acenaphthylene	3.4	U	681	377		ug/Kg	☼	55	45 - 105
Anthracene	3.4	U J	681	371	J	ug/Kg	☼	54	55 - 105
Benzo[a]anthracene	3.4	U	681	378		ug/Kg	☼	55	50 - 110
Benzo[a]pyrene	3.4	U	681	341		ug/Kg	☼	50	50 - 110
Benzo[b]fluoranthene	3.4	U	681	381		ug/Kg	☼	56	45 - 115
Benzo[g,h,i]perylene	3.4	U	681	410		ug/Kg	☼	60	40 - 125
Benzo[k]fluoranthene	3.4	U	681	390		ug/Kg	☼	57	45 - 125
Chrysene	3.4	U	681	381		ug/Kg	☼	56	55 - 110
Dibenz(a,h)anthracene	3.4	U	681	415		ug/Kg	☼	61	40 - 125
Fluoranthene	3.4	U	681	390		ug/Kg	☼	57	55 - 115
Fluorene	3.4	U	681	392		ug/Kg	☼	57	50 - 110
Indeno[1,2,3-cd]pyrene	3.4	U	681	408		ug/Kg	☼	60	40 - 120
Naphthalene	3.4	U	681	372		ug/Kg	☼	55	40 - 105
Pyrene	3.4	U	681	384		ug/Kg	☼	56	45 - 125
Phenanthrene	3.4	U	681	368		ug/Kg	☼	54	50 - 110

Surrogate	MS % Recovery	MS Qualifier	Limits
2-Fluorobiphenyl (Surr)	54		45 - 105
2-Fluorophenol (Surr)	56		35 - 105
Nitrobenzene-d5 (Surr)	54		35 - 100
Terphenyl-d14 (Surr)	66		30 - 125
2,4,6-Tribromophenol (Surr)	35		35 - 125
Phenol-d5 (Surr)	63		40 - 100

Lab Sample ID: 240-1599-15 MSD
Matrix: Solid
Analysis Batch: 10089

Client Sample ID: LL4SB-413M-0103-SO
Prep Type: Total/NA
Prep Batch: 7706

Analyte	Sample Result	Sample Qualifier	Spike Added	MSD Result	MSD Qualifier	Unit	D	% Rec	% Rec. Limits	RPD	RPD Limit
Acenaphthene	3.4	U	681	333		ug/Kg	☼	49	45 - 110	11	30
Acenaphthylene	3.4	U	681	338		ug/Kg	☼	50	45 - 105	11	30
Anthracene	3.4	U J	681	373		ug/Kg	☼	55	55 - 105	1	30
Benzo[a]anthracene	3.4	U	681	379		ug/Kg	☼	56	50 - 110	0	30
Benzo[a]pyrene	3.4	U	681	339		ug/Kg	☼	50	50 - 110	1	30
Benzo[b]fluoranthene	3.4	U	681	387		ug/Kg	☼	57	45 - 115	2	30
Benzo[g,h,i]perylene	3.4	U	681	408		ug/Kg	☼	60	40 - 125	0	30
Benzo[k]fluoranthene	3.4	U	681	377		ug/Kg	☼	55	45 - 125	4	30

Method: 8270C/DoD - Semivolatile Organic Compounds (GC/MS) (Continued)

Lab Sample ID: 240-1599-15 MSD | **Client Sample ID: LL4SB-413M-0103-SO**
Matrix: Solid | **Prep Type: Total/NA**
Analysis Batch: 10089 | **Prep Batch: 7706**

Analyte	Sample Result	Sample Qualifier	Spike Added	MSD Result	MSD Qualifier	Unit	D	% Rec	% Rec. Limits	RPD	RPD Limit
Chrysene	3.4	U	681	390		ug/Kg	☼	57	55 - 110	2	30
Dibenz(a,h)anthracene	3.4	U	681	412		ug/Kg	☼	60	40 - 125	1	30
Fluoranthene	3.4	U	681	387		ug/Kg	☼	57	55 - 115	1	30
Fluorene	3.4	U	681	363		ug/Kg	☼	53	50 - 110	8	30
Indeno[1,2,3-cd]pyrene	3.4	U	681	408		ug/Kg	☼	60	40 - 120	0	30
Naphthalene	3.4	U	681	328		ug/Kg	☼	48	40 - 105	13	30
Pyrene	3.4	U	681	386		ug/Kg	☼	57	45 - 125	1	30
Phenanthrene	3.4	U	681	367		ug/Kg	☼	54	50 - 110	0	30

Surrogate	*MSD % Recovery*	*MSD Qualifier*	*Limits*
2-Fluorobiphenyl (Surr)	*46*		*45 - 105*
2-Fluorophenol (Surr)	*59*		*35 - 105*
Nitrobenzene-d5 (Surr)	*48*		*35 - 100*
Terphenyl-d14 (Surr)	*64*		*30 - 125*
2,4,6-Tribromophenol (Surr)	*45*		*35 - 125*
Phenol-d5 (Surr)	*62*		*40 - 100*

QC Association Summary

Client: Prudent Technologies, Inc
Project/Site: RVAAP

TestAmerica Job ID: 240-1599-1

GC/MS Semi VOA

Leach Batch: 7694

Lab Sample ID	Client Sample ID	Prep Type	Matrix	Method	Prep Batch
240-1599-1	LL4SB-411M-0101-SO	Total/NA	Solid	Increm, Prep	
240-1599-2	LL4SB-411M-0102-SO	Total/NA	Solid	Increm, Prep	
240-1599-3	LL4SB-411M-0103-SO	Total/NA	Solid	Increm, Prep	
240-1599-4	LL4SB-407M-0101-SO	Total/NA	Solid	Increm, Prep	
240-1599-5	LL4SB-407M-0102-SO	Total/NA	Solid	Increm, Prep	
240-1599-6	LL4SB-407M-0103-SO	Total/NA	Solid	Increm, Prep	
240-1599-7	LL4SB-410M-0101-SO	Total/NA	Solid	Increm, Prep	
240-1599-8	LL4SB-410M-0102-SO	Total/NA	Solid	Increm, Prep	
240-1599-9	LL4SB-410M-0103-SO	Total/NA	Solid	Increm, Prep	
240-1599-10	LL4SB-415M-0101-SO	Total/NA	Solid	Increm, Prep	
240-1599-11	LL4SB-415M-0102-SO	Total/NA	Solid	Increm, Prep	
240-1599-12	LL4SB-415M-0103-SO	Total/NA	Solid	Increm, Prep	
240-1599-13	LL4SB-413M-0101-SO	Total/NA	Solid	Increm, Prep	
240-1599-14	LL4SB-413M-0102-SO	Total/NA	Solid	Increm, Prep	
240-1599-15	LL4SB-413M-0103-SO	Total/NA	Solid	Increm, Prep	
240-1599-15 MS	LL4SB-413M-0103-SO	Total/NA	Solid	Increm, Prep	
240-1599-15 MSD	LL4SB-413M-0103-SO	Total/NA	Solid	Increm, Prep	

Prep Batch: 7706

Lab Sample ID	Client Sample ID	Prep Type	Matrix	Method	Prep Batch
240-1599-1	LL4SB-411M-0101-SO	Total/NA	Solid	3540C	7694
240-1599-15 MS	LL4SB-413M-0103-SO	Total/NA	Solid	3540C	7694
240-1599-15 MSD	LL4SB-413M-0103-SO	Total/NA	Solid	3540C	7694
240-1599-2	LL4SB-411M-0102-SO	Total/NA	Solid	3540C	7694
240-1599-3	LL4SB-411M-0103-SO	Total/NA	Solid	3540C	7694
240-1599-4	LL4SB-407M-0101-SO	Total/NA	Solid	3540C	7694
240-1599-5	LL4SB-407M-0102-SO	Total/NA	Solid	3540C	7694
240-1599-6	LL4SB-407M-0103-SO	Total/NA	Solid	3540C	7694
240-1599-7	LL4SB-410M-0101-SO	Total/NA	Solid	3540C	7694
240-1599-8	LL4SB-410M-0102-SO	Total/NA	Solid	3540C	7694
240-1599-9	LL4SB-410M-0103-SO	Total/NA	Solid	3540C	7694
240-1599-10	LL4SB-415M-0101-SO	Total/NA	Solid	3540C	7694
240-1599-11	LL4SB-415M-0102-SO	Total/NA	Solid	3540C	7694
240-1599-12	LL4SB-415M-0103-SO	Total/NA	Solid	3540C	7694
240-1599-13	LL4SB-413M-0101-SO	Total/NA	Solid	3540C	7694
240-1599-14	LL4SB-413M-0102-SO	Total/NA	Solid	3540C	7694
240-1599-15	LL4SB-413M-0103-SO	Total/NA	Solid	3540C	7694
MB 240-7706/21-A	Method Blank	Total/NA	Solid	3540C	
LCS 240-7706/22-A	Lab Control Sample	Total/NA	Solid	3540C	

Analysis Batch: 10089

Lab Sample ID	Client Sample ID	Prep Type	Matrix	Method	Prep Batch
MB 240-7706/21-A	Method Blank	Total/NA	Solid	8270C/DoD	7706
240-1599-2	LL4SB-411M-0102-SO	Total/NA	Solid	8270C/DoD	7706
240-1599-6	LL4SB-407M-0103-SO	Total/NA	Solid	8270C/DoD	7706
240-1599-10	LL4SB-415M-0101-SO	Total/NA	Solid	8270C/DoD	7706
240-1599-11	LL4SB-415M-0102-SO	Total/NA	Solid	8270C/DoD	7706
240-1599-15	LL4SB-413M-0103-SO	Total/NA	Solid	8270C/DoD	7706
240-1599-15 MS	LL4SB-413M-0103-SO	Total/NA	Solid	8270C/DoD	7706
240-1599-15 MSD	LL4SB-413M-0103-SO	Total/NA	Solid	8270C/DoD	7706
240-1599-12	LL4SB-415M-0103-SO	Total/NA	Solid	8270C/DoD	7706
240-1599-13	LL4SB-413M-0101-SO	Total/NA	Solid	8270C/DoD	7706

GC/MS Semi VOA (Continued)

Analysis Batch: 10089 (Continued)

Lab Sample ID	Client Sample ID	Prep Type	Matrix	Method	Prep Batch
240-1599-14	LL4SB-413M-0102-SO	Total/NA	Solid	8270C/DoD	7706
240-1599-3	LL4SB-411M-0103-SO	Total/NA	Solid	8270C/DoD	7706
240-1599-1	LL4SB-411M-0101-SO	Total/NA	Solid	8270C/DoD	7706
240-1599-4	LL4SB-407M-0101-SO	Total/NA	Solid	8270C/DoD	7706
240-1599-5	LL4SB-407M-0102-SO	Total/NA	Solid	8270C/DoD	7706

Analysis Batch: 10479

Lab Sample ID	Client Sample ID	Prep Type	Matrix	Method	Prep Batch
LCS 240-7706/22-A	Lab Control Sample	Total/NA	Solid	8270C/DoD	7706
240-1599-8	LL4SB-410M-0102-SO	Total/NA	Solid	8270C/DoD	7706
240-1599-9	LL4SB-410M-0103-SO	Total/NA	Solid	8270C/DoD	7706
240-1599-7	LL4SB-410M-0101-SO	Total/NA	Solid	8270C/DoD	7706

General Chemistry

Analysis Batch: 7201

Lab Sample ID	Client Sample ID	Prep Type	Matrix	Method	Prep Batch
240-1599-1	LL4SB-411M-0101-SO	Total/NA	Solid	Moisture	
240-1599-2	LL4SB-411M-0102-SO	Total/NA	Solid	Moisture	
240-1599-3	LL4SB-411M-0103-SO	Total/NA	Solid	Moisture	
240-1599-4	LL4SB-407M-0101-SO	Total/NA	Solid	Moisture	
240-1599-5	LL4SB-407M-0102-SO	Total/NA	Solid	Moisture	
240-1599-6	LL4SB-407M-0103-SO	Total/NA	Solid	Moisture	
240-1599-7	LL4SB-410M-0101-SO	Total/NA	Solid	Moisture	
240-1599-8	LL4SB-410M-0102-SO	Total/NA	Solid	Moisture	
240-1599-9	LL4SB-410M-0103-SO	Total/NA	Solid	Moisture	
240-1599-10	LL4SB-415M-0101-SO	Total/NA	Solid	Moisture	
240-1599-11	LL4SB-415M-0102-SO	Total/NA	Solid	Moisture	
240-1599-12	LL4SB-415M-0103-SO	Total/NA	Solid	Moisture	
240-1599-13	LL4SB-413M-0101-SO	Total/NA	Solid	Moisture	
240-1599-14	LL4SB-413M-0102-SO	Total/NA	Solid	Moisture	
240-1599-15	LL4SB-413M-0103-SO	Total/NA	Solid	Moisture	

Lab Chronicle

Client: Prudent Technologies, Inc
Project/Site: RVAAP

TestAmerica Job ID: 240-1599-1

Client Sample ID: LL4SB-411M-0101-SO — Lab Sample ID: 240-1599-1

Date Collected: 06/27/11 12:08 — **Matrix: Solid**
Date Received: 06/28/11 16:41 — **Percent Solids: 98.8**

Prep Type	Batch Type	Batch Method	Run	Dilution Factor	Batch Number	Prepared Or Analyzed	Analyst	Lab
Total/NA	Leach	Increm, Prep			7694	07/05/11 10:00	DJ	TAL NC
Total/NA	Prep	3540C			7706	07/08/11 11:44	SE	TAL NC
Total/NA	Analysis	8270C/DoD		1	10089	07/27/11 16:25	MU	TAL NC
Total/NA	Analysis	Moisture		1	7201	07/05/11 17:23	AM	TAL NC

Client Sample ID: LL4SB-411M-0102-SO — Lab Sample ID: 240-1599-2

Date Collected: 06/27/11 12:09 — **Matrix: Solid**
Date Received: 06/28/11 16:41 — **Percent Solids: 98.0**

Prep Type	Batch Type	Batch Method	Run	Dilution Factor	Batch Number	Prepared Or Analyzed	Analyst	Lab
Total/NA	Leach	Increm, Prep			7694	07/05/11 10:00	DJ	TAL NC
Total/NA	Prep	3540C			7706	07/08/11 11:44	SE	TAL NC
Total/NA	Analysis	8270C/DoD		1	10089	07/27/11 12:21	MU	TAL NC
Total/NA	Analysis	Moisture		1	7201	07/05/11 17:23	AM	TAL NC

Client Sample ID: LL4SB-411M-0103-SO — Lab Sample ID: 240-1599-3

Date Collected: 06/27/11 12:10 — **Matrix: Solid**
Date Received: 06/28/11 16:41 — **Percent Solids: 98.4**

Prep Type	Batch Type	Batch Method	Run	Dilution Factor	Batch Number	Prepared Or Analyzed	Analyst	Lab
Total/NA	Leach	Increm, Prep			7694	07/05/11 10:00	DJ	TAL NC
Total/NA	Prep	3540C			7706	07/08/11 11:44	SE	TAL NC
Total/NA	Analysis	8270C/DoD		1	10089	07/27/11 16:06	MU	TAL NC
Total/NA	Analysis	Moisture		1	7201	07/05/11 17:23	AM	TAL NC

Client Sample ID: LL4SB-407M-0101-SO — Lab Sample ID: 240-1599-4

Date Collected: 06/27/11 15:30 — **Matrix: Solid**
Date Received: 06/28/11 16:41 — **Percent Solids: 97.9**

Prep Type	Batch Type	Batch Method	Run	Dilution Factor	Batch Number	Prepared Or Analyzed	Analyst	Lab
Total/NA	Leach	Increm, Prep			7694	07/05/11 10:00	DJ	TAL NC
Total/NA	Prep	3540C			7706	07/08/11 11:44	SE	TAL NC
Total/NA	Analysis	8270C/DoD		10	10089	07/27/11 17:03	MU	TAL NC
Total/NA	Analysis	Moisture		1	7201	07/05/11 17:23	AM	TAL NC

Client Sample ID: LL4SB-407M-0102-SO — Lab Sample ID: 240-1599-5

Date Collected: 06/27/11 15:32 — **Matrix: Solid**
Date Received: 06/28/11 16:41 — **Percent Solids: 97.8**

Prep Type	Batch Type	Batch Method	Run	Dilution Factor	Batch Number	Prepared Or Analyzed	Analyst	Lab
Total/NA	Leach	Increm, Prep			7694	07/05/11 10:00	DJ	TAL NC
Total/NA	Prep	3540C			7706	07/08/11 11:44	SE	TAL NC
Total/NA	Analysis	8270C/DoD		2.5	10089	07/27/11 17:22	MU	TAL NC
Total/NA	Analysis	Moisture		1	7201	07/05/11 17:23	AM	TAL NC

Lab Chronicle

Client: Prudent Technologies, Inc
Project/Site: RVAAP

TestAmerica Job ID: 240-1599-1

Client Sample ID: LL4SB-407M-0103-SO — Lab Sample ID: 240-1599-6

Date Collected: 06/27/11 15:34 — **Matrix: Solid**
Date Received: 06/28/11 16:41 — **Percent Solids: 98.5**

Prep Type	Batch Type	Batch Method	Run	Dilution Factor	Batch Number	Prepared Or Analyzed	Analyst	Lab
Total/NA	Leach	Increm, Prep			7694	07/05/11 10:00	DJ	TAL NC
Total/NA	Prep	3540C			7706	07/08/11 11:44	SE	TAL NC
Total/NA	Analysis	8270C/DoD		1	10089	07/27/11 12:39	MU	TAL NC
Total/NA	Analysis	Moisture		1	7201	07/05/11 17:23	AM	TAL NC

Client Sample ID: LL4SB-410M-0101-SO — Lab Sample ID: 240-1599-7

Date Collected: 06/27/11 17:40 — **Matrix: Solid**
Date Received: 06/28/11 16:41 — **Percent Solids: 99.2**

Prep Type	Batch Type	Batch Method	Run	Dilution Factor	Batch Number	Prepared Or Analyzed	Analyst	Lab
Total/NA	Leach	Increm, Prep			7694	07/05/11 10:00	DJ	TAL NC
Total/NA	Prep	3540C			7706	07/08/11 11:44	SE	TAL NC
Total/NA	Analysis	8270C/DoD		1	10479	08/01/11 11:39	MU	TAL NC
Total/NA	Analysis	Moisture		1	7201	07/05/11 17:23	AM	TAL NC

Client Sample ID: LL4SB-410M-0102-SO — Lab Sample ID: 240-1599-8

Date Collected: 06/27/11 17:39 — **Matrix: Solid**
Date Received: 06/28/11 16:41 — **Percent Solids: 98.2**

Prep Type	Batch Type	Batch Method	Run	Dilution Factor	Batch Number	Prepared Or Analyzed	Analyst	Lab
Total/NA	Leach	Increm, Prep			7694	07/05/11 10:00	DJ	TAL NC
Total/NA	Prep	3540C			7706	07/08/11 11:44	SE	TAL NC
Total/NA	Analysis	8270C/DoD		1	10479	08/01/11 11:20	MU	TAL NC
Total/NA	Analysis	Moisture		1	7201	07/05/11 17:23	AM	TAL NC

Client Sample ID: LL4SB-410M-0103-SO — Lab Sample ID: 240-1599-9

Date Collected: 06/27/11 17:36 — **Matrix: Solid**
Date Received: 06/28/11 16:41 — **Percent Solids: 98.2**

Prep Type	Batch Type	Batch Method	Run	Dilution Factor	Batch Number	Prepared Or Analyzed	Analyst	Lab
Total/NA	Leach	Increm, Prep			7694	07/05/11 10:00	DJ	TAL NC
Total/NA	Prep	3540C			7706	07/08/11 11:44	SE	TAL NC
Total/NA	Analysis	8270C/DoD		1	10479	08/01/11 11:58	MU	TAL NC
Total/NA	Analysis	Moisture		1	7201	07/05/11 17:23	AM	TAL NC

Client Sample ID: LL4SB-415M-0101-SO — Lab Sample ID: 240-1599-10

Date Collected: 06/28/11 11:15 — **Matrix: Solid**
Date Received: 06/28/11 16:41 — **Percent Solids: 97.7**

Prep Type	Batch Type	Batch Method	Run	Dilution Factor	Batch Number	Prepared Or Analyzed	Analyst	Lab
Total/NA	Leach	Increm, Prep			7694	07/05/11 10:00	DJ	TAL NC
Total/NA	Prep	3540C			7706	07/08/11 11:44	SE	TAL NC
Total/NA	Analysis	8270C/DoD		1	10089	07/27/11 13:36	MU	TAL NC
Total/NA	Analysis	Moisture		1	7201	07/05/11 17:23	AM	TAL NC

Lab Chronicle

Client: Prudent Technologies, Inc
Project/Site: RVAAP

TestAmerica Job ID: 240-1599-1

Client Sample ID: LL4SB-415M-0102-SO — Lab Sample ID: 240-1599-11

Date Collected: 06/28/11 11:15 — **Matrix: Solid**
Date Received: 06/28/11 16:41 — **Percent Solids: 96.1**

Prep Type	Batch Type	Batch Method	Run	Dilution Factor	Batch Number	Prepared Or Analyzed	Analyst	Lab
Total/NA	Leach	Increm, Prep			7694	07/05/11 10:00	DJ	TAL NC
Total/NA	Prep	3540C			7706	07/08/11 11:44	SE	TAL NC
Total/NA	Analysis	8270C/DoD		1	10089	07/27/11 13:55	MU	TAL NC
Total/NA	Analysis	Moisture		1	7201	07/05/11 17:28	AM	TAL NC

Client Sample ID: LL4SB-415M-0103-SO — Lab Sample ID: 240-1599-12

Date Collected: 06/28/11 11:15 — **Matrix: Solid**
Date Received: 06/28/11 16:41 — **Percent Solids: 97.2**

Prep Type	Batch Type	Batch Method	Run	Dilution Factor	Batch Number	Prepared Or Analyzed	Analyst	Lab
Total/NA	Leach	Increm, Prep			7694	07/05/11 10:00	DJ	TAL NC
Total/NA	Prep	3540C			7706	07/08/11 11:44	SE	TAL NC
Total/NA	Analysis	8270C/DoD		1	10089	07/27/11 15:10	MU	TAL NC
Total/NA	Analysis	Moisture		1	7201	07/05/11 17:28	AM	TAL NC

Client Sample ID: LL4SB-413M-0101-SO — Lab Sample ID: 240-1599-13

Date Collected: 06/28/11 15:18 — **Matrix: Solid**
Date Received: 06/28/11 16:41 — **Percent Solids: 98.2**

Prep Type	Batch Type	Batch Method	Run	Dilution Factor	Batch Number	Prepared Or Analyzed	Analyst	Lab
Total/NA	Leach	Increm, Prep			7694	07/05/11 10:00	DJ	TAL NC
Total/NA	Prep	3540C			7706	07/08/11 11:44	SE	TAL NC
Total/NA	Analysis	8270C/DoD		1	10089	07/27/11 15:29	MU	TAL NC
Total/NA	Analysis	Moisture		1	7201	07/05/11 17:28	AM	TAL NC

Client Sample ID: LL4SB-413M-0102-SO — Lab Sample ID: 240-1599-14

Date Collected: 06/28/11 15:24 — **Matrix: Solid**
Date Received: 06/28/11 16:41 — **Percent Solids: 97.7**

Prep Type	Batch Type	Batch Method	Run	Dilution Factor	Batch Number	Prepared Or Analyzed	Analyst	Lab
Total/NA	Leach	Increm, Prep			7694	07/05/11 10:00	DJ	TAL NC
Total/NA	Prep	3540C			7706	07/08/11 11:44	SE	TAL NC
Total/NA	Analysis	8270C/DoD		1	10089	07/27/11 15:48	MU	TAL NC
Total/NA	Analysis	Moisture		1	7201	07/05/11 17:28	AM	TAL NC

Client Sample ID: LL4SB-413M-0103-SO — Lab Sample ID: 240-1599-15

Date Collected: 06/28/11 15:25 — **Matrix: Solid**
Date Received: 06/28/11 16:41 — **Percent Solids: 97.8**

Prep Type	Batch Type	Batch Method	Run	Dilution Factor	Batch Number	Prepared Or Analyzed	Analyst	Lab
Total/NA	Leach	Increm, Prep			7694	07/05/11 10:00	DJ	TAL NC
Total/NA	Prep	3540C			7706	07/08/11 11:44	SE	TAL NC
Total/NA	Analysis	8270C/DoD		1	10089	07/27/11 14:14	MU	TAL NC
Total/NA	Analysis	Moisture		1	7201	07/05/11 17:28	AM	TAL NC

Laboratory References:

TAL NC = TestAmerica North Canton, 4101 Shuffel Street NW, North Canton, OH 44720, TEL (330)497-9396

Certification Summary

Client: Prudent Technologies, Inc
Project/Site: RVAAP

TestAmerica Job ID: 240-1599-1

Laboratory	Authority	Program	EPA Region	Certification ID
TestAmerica North Canton	ACLASS	DoD ELAP		ADE-1437
TestAmerica North Canton	California	NELAC	9	01144CA
TestAmerica North Canton	Connecticut	State Program	1	PH-0590
TestAmerica North Canton	Florida	NELAC	4	E87225
TestAmerica North Canton	Georgia	Georgia EPD	4	N/A
TestAmerica North Canton	Illinois	NELAC	5	200004
TestAmerica North Canton	Kansas	NELAC	7	E-10336
TestAmerica North Canton	Kentucky	State Program	4	58
TestAmerica North Canton	Minnesota	NELAC	5	039-999-348
TestAmerica North Canton	Nevada	State Program	9	OH-000482008A
TestAmerica North Canton	New Jersey	NELAC	2	OH001
TestAmerica North Canton	New York	NELAC	2	10975
TestAmerica North Canton	Ohio	OVAP	5	CL0024
TestAmerica North Canton	Pennsylvania	NELAC	3	68-00340
TestAmerica North Canton	USDA	USDA		P330-08-00123
TestAmerica North Canton	West Virginia	West Virginia DEP	3	210
TestAmerica North Canton	Wisconsin	State Program	5	999518190

Accreditation may not be offered or required for all methods and analytes reported in this package. Please contact your project manager for the laboratory's current list of certified methods and analytes.

Chain of Custody Record

TestAmerica
THE LEADER IN ENVIRONMENTAL TESTING

TestAmerica Laboratory location: NORTH CANTON
Regulatory program: ☐ DW ☐ NPDES ☐ RCRA ☒ Other RVAAP

TestAmerica Laboratories, Inc.

Client Contact				
Company Name: PRUDENT TECH	Client Project Manager: JOHN JENT	Site Contact: JOHN JENT	Lab Contact: MARK LORB	COC No: 014331
Address: 4242 MEDICAL DR SUITE 5250	Telephone: 502 439-8005	Telephone: 502 439-8005	Telephone: 330-497-9396	1 of 2 COCs
City/State/Zip: SAN ANTONIO, TX 78229	Email: JPjent@prudentweb.com	Analysis Turnaround Time (in BUS days)		For lab use only
Phone: 210 822-9588		TAT if different from below ____		Walk-in client ☐
Project Name: LLs 1-4, 12	Method of Shipment/Carrier:	☐ 3 weeks ☒ 2 weeks ☐ 1 week		Lab pickup ☐
Project Number: W912QR-10-P-0037	Shipping/Tracking No:	☐ 2 days ☐ 1 day		Lab sampling ☐
PO#				Job/SDG No:

Analyses: 6010B TAL; 7471A HG; 7196 CR+6; 8330B NON PULV EXPL; PROPELLANTS; 8270C SVOC; 8081 PESTICIDES; 8082 PCBs; 8270C-LL (PAH); 8260B VOC

Containers & Preservatives: H2SO4, HNO3, HCl, NaOH, ZnAc/NaOH, Unpres, Other:

Matrix: Air, Aqueous, Sediment, Solid, Other:

Sample Identification	Sample Date	Sample Time	Air	Aqueous	Sediment	Solid	Other	H2SO4	HNO3	HCl	NaOH	ZnAc/NaOH	Unpres	Other	Filtered Sample (Y/N)	Composite=C/Grab=G	6010B TAL	7471A HG	7196 CR+6	8330B NON PULV EXPL	PROPELLANTS	8270C SVOC	8081 PESTICIDES	8082 PCBs	8270C-LL (PAH)	8260B VOC	Sample Specific Notes / Special Instructions:
LL4SB-411M-0101-50	6-27-2011	1208			X	X																			X		
LL4SB-411M-0102-50		1209			X	X																			X		
LL4SB-411M-0103-50		1210			X	X																			X		
LL4SB 407M-0101-50		1530			X	X																			X		
LL4SB 407M-0102-50		1532			X	X																			X		
LL4SB-407M-0103-50		1534			X	X																			X		
LL4SB-410M-0101-50	1740	~~1734~~				X																			X		
LL4SB-410M-0102-50		1739				X																			X		
LL4SB-410M-0103-50	6-27-2011	1736				X																			X		
LL4SB-415M-0101-50	6-28-2011	1115				X																			X		

Possible Hazard Identification: ☒ Non-Hazard ☐ Flammable ☐ Skin Irritant ☐ Poison B ☐ Unknown

Sample Disposal (A fee may be assessed if samples are retained longer than 1 month): ☐ Return to Client ☒ Disposal By Lab ☐ Archive For ____ Months

Special Instructions/QC Requirements & Comments:

Relinquished by:	Company:	Date/Time:	Received by:	Company:	Date/Time:
[signature]	PRUDENT	6-28-2011 1600	[signature]	TAL-NC	6/28/11 - 1600
[signature]	TAL-NC	6/28/11 - 1641			
			Received in Laboratory by: [signature]	TAL	6-28-11 1641

©2008, TestAmerica Laboratories, Inc. All rights reserved.
TestAmerica & Design ™ are trademarks of TestAmerica Laboratories, Inc.

TAL 0018-1 (04/10)

Chain of Custody Record

TestAmerica
THE LEADER IN ENVIRONMENTAL TESTING

TestAmerica Laboratory location: NORTH CANTON, OH
Regulatory program: ☐ DW ☐ NPDES ☐ RCRA ☒ Other RUAAP

TestAmerica Laboratories, Inc.

Client Contact				
Company Name: PRUDENT TECH	Client Project Manager: JOHN JENT	Site Contact: John Jent	Lab Contact: MARK COEB	COC No: 014329
Address: 4242 MEDICAL DR. SUITE 5250	Telephone: 502 439-8005	Telephone: 502 439-8005	Telephone: 330-497-9396	2 of 2 COCs
City/State/Zip: SAN ANTONIO, TX 78229	Email: jpjent@prudentweb.com			
Phone: 210-822-9588				
Project Name: LLs 1-4,12	Method of Shipment/Carrier:			
Project Number: W912QR-10-P-0037	Shipping/Tracking No:			
PO#				

Analysis Turnaround Time (in BUS days)
TAT if different from below _____
☐ 3 weeks
☒ 2 weeks
☐ 1 week
☐ 2 days
☐ 1 day

For lab use only
Walk-in client ☐
Lab pickup ☐
Lab sampling ☐
Job/SDG No:

Analyses

Sample Identification	Sample Date	Sample Time	Matrix: Air	Aqueous	Sediment	Solid	Other:	Containers & Preservatives: H2SO4	HNO3	HCl	NaOH	ZnAc/NaOH	Unpres	Other: MeOH	Filtered Sample (Y/N)	Composite=C / Grab=G	6010B TAL	7471A HG	7196 CR+6	8330B NON PULV EXPL	PROPELLANTS	8270C SVOCS	8081 PESTICIDES	8082 PCBs	8270C-LL (PAH)	8260B VOC	Sample Specific Notes / Special Instructions:
LL4SB-415M-0102-SO	6-28-2011	11:15				X																			X		
LL4SB-415M-0103-SO	6-28-2011	11:15				X																			X		
LL4SB-413M-0101-SO	6-28-2011	15:18				X																			X		
LL4SB-413M-0102-SO	6-28-2011	15:24				X																			X		
LAST ITEM																											

Possible Hazard Identification
☒ Non-Hazard ☐ Flammable ☐ Skin Irritant ☐ Poison B ☐ Unknown

Sample Disposal (A fee may be assessed if samples are retained longer than 1 month)
☐ Return to Client ☒ Disposal By Lab ☐ Archive For _____ Months

Special Instructions/QC Requirements & Comments:

Relinquished by:	Company:	Date/Time:	Received by:	Company:	Date/Time:
[signature]	PRUDENT	6-28-2011 1600	[signature]	TAL-NC	6/28/11-1600
[signature]	TAL-NC	6/28/11-1641			
			Received in Laboratory by:		

©2008, TestAmerica Laboratories, Inc. All rights reserved.
TestAmerica & Design ™ are trademarks of TestAmerica Laboratories, Inc.

TAL 0018-1 (04/10)

TestAmerica Cooler Receipt Form/Narrative **Lot Number:** 1599
North Canton Facility

Client Prudent Project LL1-4,12 By: JL Clark
Cooler Received on 6-27-11 Opened on 6-28-11 (Signature)
FedEx ☐ UPS ☐ DHL ☐ FAS ☐ Stetson ☐ Client Drop Off ☒ TestAmerica Courier ☒ Other ____
TestAmerica Cooler # ____ Multiple Coolers ☐ Foam Box ☐ Client Cooler ☐ Other ____

1. Were custody seals on the outside of the cooler(s)? Yes ☐ No ☒ Intact? Yes ☐ No ☐ NA ☒
   If YES, Quantity ____ Quantity Unsalvageable ____
   Were custody seals on the outside of cooler(s) signed and dated? Yes ☐ No ☐ NA ☒
   Were custody seals on the bottle(s)? Yes ☐ No ☒
   If YES, are there any exceptions? ____
2. Shippers' packing slip attached to the cooler(s)? Yes ☐ No ☒
3. Did custody papers accompany the sample(s)? Yes ☒ No ☐ Relinquished by client? Yes ☒ No ☐
4. Were the custody papers signed in the appropriate place? Yes ☒ No ☐
5. Packing material used: Bubble Wrap ☐ Foam ☐ None ☒ Other ____
6. Cooler temperature upon receipt ____ °C See back of form for multiple coolers/temps ☒
   METHOD: IR ☒ Other ☐ ____
   COOLANT: Wet Ice ☒ Blue Ice ☐ Dry Ice ☐ Water ☐ None ☐
7. Did all bottles arrive in good condition (Unbroken)? Yes ☒ No ☐
8. Could all bottle labels be reconciled with the COC? Yes ☒ No ☐
9. Were sample(s) at the correct pH upon receipt? Yes ☐ No ☐ NA ☒
10. Were correct bottle(s) used for the test(s) indicated? Yes ☒ No ☐
11. Were air bubbles >6 mm in any VOA vials? Yes ☐ No ☐ NA ☒
12. Sufficient quantity received to perform indicated analyses? Yes ☒ No ☐
13. Was a trip blank present in the cooler(s)? Yes ☐ No ☒ Were VOAs on the COC? Yes ☐ No ☒

Contacted PM ____ Date ____ by ____ via Verbal ☐ Voice Mail ☐ Other ☐
Concerning ____

14. CHAIN OF CUSTODY

The following discrepancies occurred:
Received 1 Bag for sample LL45B-413M-0103-SO 6.28.11@ 3:25
not listed on COC

15. SAMPLE CONDITION

Sample(s) ____ were received after the recommended holding time had expired.
Sample(s) ____ were received in a broken container.
Sample(s) ____ were received with bubble >6 mm in diameter. (Notify PM)

16. SAMPLE PRESERVATION

Sample(s) ____ were further preserved in Sample Receiving to meet recommended pH level(s). *Nitric Acid Lot# 100110-HNO_3; Sulfuric Acid Lot# 110410-H_2SO_4; Sodium Hydroxide Lot# 100108 -NaOH; Hydrochloric Acid Lot# 092006-HCl; Sodium Hydroxide and Zinc Acetate Lot# 100108-$(CH_3COO)_2ZN/NaOH$.* What time was preservative added to sample(s)? ____

Client ID	pH	Date	Initials

TestAmerica Cooler Receipt Form/Narrative
North Canton Facility

Client ID	pH	Date	Initials

Cooler #	Temp. °C	Method	Coolant
A279	3.8	IR	ice
A217	4.2	↓	↓

Discrepancies Cont'd

Login Sample Receipt Checklist

Client: Prudent Technologies, Inc

Job Number: 240-1599-1

Login Number: 1599
List Number: 1
Creator: McFadden, John

List Source: TestAmerica North Canton

Question	Answer	Comment
Radioactivity either was not measured or, if measured, is at or below background	N/A	
The cooler's custody seal, if present, is intact.	True	
The cooler or samples do not appear to have been compromised or tampered with.	True	
Samples were received on ice.	True	
Cooler Temperature is acceptable.	True	
Cooler Temperature is recorded.	True	3.8, 4.2
COC is present.	True	
COC is filled out in ink and legible.	True	
COC is filled out with all pertinent information.	True	
Is the Field Sampler's name present on COC?	True	
There are no discrepancies between the sample IDs on the containers and the COC.	True	
Samples are received within Holding Time.	True	
Sample containers have legible labels.	True	
Containers are not broken or leaking.	True	
Sample collection date/times are provided.	True	
Appropriate sample containers are used.	True	
Sample bottles are completely filled.	True	
Sample Preservation Verified.	True	
There is sufficient vol. for all requested analyses, incl. any requested MS/MSDs	True	
VOA sample vials do not have headspace or bubble is <6mm (1/4") in diameter.	True	
Multiphasic samples are not present.	True	
Samples do not require splitting or compositing.	True	
Residual Chlorine Checked.	N/A	

TestAmerica

THE LEADER IN ENVIRONMENTAL TESTING

ANALYTICAL REPORT

TestAmerica Laboratories, Inc.
TestAmerica North Canton
4101 Shuffel Street NW
North Canton, OH 44720
Tel: (330)497-9396

TestAmerica Job ID: 240-1619-1
Client Project/Site: RVAAP

For:
Prudent Technologies, Inc
4242 Medical Drive
Suite 7250
San Antonio, Texas 78229

Attn: Ms. Amanda L. Miller

Authorized for release by:
08/25/2011 02:21:27 PM

Mark Loeb
Project Manager II
mark.loeb@testamericainc.com

LINKS

Review your project results through TotalAccess

Have a Question? Ask The Expert

Visit us at: www.testamericainc.com

This report has been electronically signed and authorized by the signatory. Electronic signature is intended to be the legally binding equivalent of a traditionally handwritten signature.

Table of Contents

Cover Page 1
Table of Contents 2
Definitions/Glossary 3
Case Narrative 4
Method Summary 6
Sample Summary 7
Detection Summary 8
Client Sample Results 10
Surrogate Summary 15
QC Sample Results 16
QC Association Summary 18
Lab Chronicle 20
Certification Summary 23
Chain of Custody 24
Receipt Checklists 28

Qualifiers

GC/MS Semi VOA

Qualifier	Qualifier Description
M	Manual integrated compound.
Q	One or more quality control criteria failed.
D	The reported value is from a dilution.
U	Undetected at the Limit of Detection.

GC Semi VOA

Qualifier	Qualifier Description
U	Undetected at the Limit of Detection.
Q	One or more quality control criteria failed.
D	The reported value is from a dilution.

Glossary

Abbreviation	These commonly used abbreviations may or may not be present in this report.
☼	Listed under the "D" column to designate that the result is reported on a dry weight basis
%R	Percent Recovery
DL, RA, RE, IN	Indicates a Dilution, Reanalysis, Re-extraction, or additional Initial metals/anion analysis of the sample
EDL	Estimated Detection Limit (Dioxin)
EPA	United States Environmental Protection Agency
MDL	Method Detection Limit
ML	Minimum Level (Dioxin)
ND	Not detected at the reporting limit (or method detection limit if shown)
PQL	Practical Quantitation Limit
RL	Reporting Limit
RPD	Relative Percent Difference, a measure of the relative difference between two points
TEF	Toxicity Equivalent Factor (Dioxin)
TEQ	Toxicity Equivalent Quotient (Dioxin)

Job ID: 240-1619-1

Laboratory: TestAmerica North Canton

Narrative

CASE NARRATIVE

Client: Prudent Technologies, Inc

Project: RVAAP

Report Number: 240-1619-1

With the exceptions noted as flags or footnotes, standard analytical protocols were followed in the analysis of the samples and no problems were encountered or anomalies observed. In addition all laboratory quality control samples were within established control limits, with any exceptions noted below. Each sample was analyzed to achieve the lowest possible reporting limit within the constraints of the method. In some cases, due to interference or analytes present at high concentrations, samples were diluted. For diluted samples, the reporting limits are adjusted relative to the dilution required.

Calculations are performed before rounding to avoid round-off errors in calculated results.

All holding times were met and proper preservation noted for the methods performed on these samples, unless otherwise detailed in the individual sections below.

TestAmerica utilizes USEPA approved methods and DOD QSM, where applicable, in all analytical work. The samples presented in this report were analyzed for the parameter(s) listed on the analytical methods summary page in accordance with the method(s) indicated. A summary of QC data for these analyses is included at the back of the report.

TestAmerica North Canton attests to the validity of the laboratory data generated by TestAmerica facilities reported herein. All analyses performed by TestAmerica facilities were done using established laboratory SOPs that incorporate QA/QC procedures described in the applicable methods. TestAmerica's operations groups have reviewed the data for compliance with the laboratory QA/QC plan, and data have been found to be compliant with laboratory protocols unless otherwise noted below.

All solid sample results are reported on an "as received" basis unless otherwise indicated by the presence of a % solids value in the method header.

This laboratory report is confidential and is intended for the sole use of TestAmerica and its client.

All parameters for which TestAmerica North Canton has certification were evaluated to the limit of detection (LOD) and include qualified results where applicable. Parameters not certified under QSM, if any, were evaluated to the detection limit (DL) and include qualified results where applicable.

The sample(s) that contain constituents flagged with U are undetected. The result associated with this flag is the limit of detection (LOD)

RECEIPT
The samples were received on 07/01/2011; the samples arrived in good condition, properly preserved and on ice. The temperature of the coolers at receipt was 3.9 C.

8270C
Samples LL3SB-414M-0101-SO (240-1619-1), LL3SB-414M-0102-SO (240-1619-2) and LL3SB-414M-0103-SO (240-1619-3) were analyzed for 8270C in accordance with EPA SW-846 Method 8270_DoD. The samples were leached on 07/08/2011, prepared on 07/12/2011 and analyzed on 07/31/2011.

Samples LL3SB-414M-0101-SO (240-1619-1)[2X] and LL3SB-414M-0102-SO (240-1619-2)[200X] required dilution prior to analysis. The reporting limits have been adjusted accordingly.

Due to a required dilution, 2,4,6-Tribromophenol (Surr), 2-Fluorobiphenyl (Surr), 2-Fluorophenol (Surr), Nitrobenzene-d5 (Surr), Phenol-d5

Job ID: 240-1619-1 (Continued)

Laboratory: TestAmerica North Canton (Continued)

(Surr) and Terphenyl-d14 (Surr) failed the surrogate recovery criteria low for LL3SB-414M-0102-SO (240-1619-2). Refer to the QC report for details.

No other difficulties were encountered during the semivolatiles analyses. All other quality control parameters were within the acceptance limits.

8082

Samples LL3SB-412M-0101-SO (240-1619-4), LL3SB-412M-0102-SO (240-1619-5), LL3SB-424M-0001-SO (240-1619-6), LL3SB-423M-0001-SO (240-1619-7), LL3SB-413M-0101-SO (240-1619-8), LL3SB-413M-0102-SO (240-1619-9) and LL3SB-413M-0103-SO (240-1619-10) were analyzed for 8082 in accordance with EPA SW-846 Method 8082_DOD. The samples were leached on 07/08/2011, prepared on 07/12/2011 and analyzed on 07/14/2011, 07/20/2011 and 07/23/2011.

Due to a required dilution before analysis, sample LL3SB-413M-0101-SO (240-1619-8)[200X] failed DCB Decachlorobiphenyl and Tetrachloro-m-xylene surrogate recovery criteria low. The reporting limits have been adjusted accordingly. Refer to the QC report for details.

The following samples required a tetrabutylammonium sulfite (TBA) clean-up to reduce matrix interferences caused by sulfur: LL2SB-513M-0103-SO, LL3SB-413M-0102-SO, LL3SB-413M-0103-SO.

No other difficulties were encountered during the PCB analyses. All other quality control parameters were within the acceptance limits.

PERCENT SOLIDS

Samples LL3SB-414M-0101-SO (240-1619-1), LL3SB-414M-0102-SO (240-1619-2), LL3SB-414M-0103-SO (240-1619-3), LL3SB-412M-0101-SO (240-1619-4), LL3SB-412M-0102-SO (240-1619-5), LL3SB-424M-0001-SO (240-1619-6), LL3SB-423M-0001-SO (240-1619-7), LL3SB-413M-0101-SO (240-1619-8), LL3SB-413M-0102-SO (240-1619-9) and LL3SB-413M-0103-SO (240-1619-10) were analyzed for percent solids in accordance with EPA SW846 3550C. The samples were analyzed on 07/11/2011.

No difficulties were encountered during the % solids analyses. All quality control parameters were within the acceptance limits.

Method Summary

Client: Prudent Technologies, Inc
Project/Site: RVAAP

TestAmerica Job ID: 240-1619-1

Method	Method Description	Protocol	Laboratory
8270C/DoD	Semivolatile Organic Compounds (GC/MS)	SW846	TAL NC
8082/DOD	Polychlorinated Biphenyls (PCBs) by Gas Chromatography	SW846	TAL NC
Moisture	Percent Moisture	EPA	TAL NC

Protocol References:

EPA = US Environmental Protection Agency

SW846 = "Test Methods For Evaluating Solid Waste, Physical/Chemical Methods", Third Edition, November 1986 And Its Updates.

Laboratory References:

TAL NC = TestAmerica North Canton, 4101 Shuffel Street NW, North Canton, OH 44720, TEL (330)497-9396

Sample Summary

Client: Prudent Technologies, Inc
Project/Site: RVAAP

TestAmerica Job ID: 240-1619-1

Lab Sample ID	Client Sample ID	Matrix	Collected	Received
240-1619-1	LL3SB-414M-0101-SO	Solid	06/29/11 17:30	07/01/11 16:47
240-1619-2	LL3SB-414M-0102-SO	Solid	06/29/11 17:30	07/01/11 16:47
240-1619-3	LL3SB-414M-0103-SO	Solid	06/29/11 17:30	07/01/11 16:47
240-1619-4	LL3SB-412M-0101-SO	Solid	06/30/11 10:27	07/01/11 16:47
240-1619-5	LL3SB-412M-0102-SO	Solid	06/30/11 10:45	07/01/11 16:47
240-1619-6	LL3SB-424M-0001-SO	Solid	06/30/11 09:30	07/01/11 16:47
240-1619-7	LL3SB-423M-0001-SO	Solid	06/30/11 11:50	07/01/11 16:47
240-1619-8	LL3SB-413M-0101-SO	Solid	06/30/11 14:24	07/01/11 16:47
240-1619-9	LL3SB-413M-0102-SO	Solid	06/30/11 14:25	07/01/11 16:47
240-1619-10	LL3SB-413M-0103-SO	Solid	06/30/11 14:25	07/01/11 16:47

Detection Summary

Client: Prudent Technologies, Inc
Project/Site: RVAAP

TestAmerica Job ID: 240-1619-1

Client Sample ID: LL3SB-414M-0101-SO — Lab Sample ID: 240-1619-1

Analyte	Result	Qualifier	LOQ	DL	Unit	Dil Fac	D	Method	Prep Type
Acenaphthene	44		13	6.6	ug/Kg	2	☼	8270C/DoD	Total/NA
Acenaphthylene	27		13	6.6	ug/Kg	2	☼	8270C/DoD	Total/NA
Anthracene	160		13	6.6	ug/Kg	2	☼	8270C/DoD	Total/NA
Benzo[a]anthracene	710		13	6.6	ug/Kg	2	☼	8270C/DoD	Total/NA
Benzo[a]pyrene	580		13	6.6	ug/Kg	2	☼	8270C/DoD	Total/NA
Benzo[b]fluoranthene	760	M	13	6.6	ug/Kg	2	☼	8270C/DoD	Total/NA
Benzo[g,h,i]perylene	350		13	6.6	ug/Kg	2	☼	8270C/DoD	Total/NA
Benzo[k]fluoranthene	450	M	13	6.6	ug/Kg	2	☼	8270C/DoD	Total/NA
Chrysene	720		13	2.2	ug/Kg	2	☼	8270C/DoD	Total/NA
Dibenz(a,h)anthracene	120		13	6.6	ug/Kg	2	☼	8270C/DoD	Total/NA
Fluoranthene	1400		13	6.6	ug/Kg	2	☼	8270C/DoD	Total/NA
Fluorene	40		13	6.6	ug/Kg	2	☼	8270C/DoD	Total/NA
Indeno[1,2,3-cd]pyrene	320		13	6.6	ug/Kg	2	☼	8270C/DoD	Total/NA
Naphthalene	15		13	6.6	ug/Kg	2	☼	8270C/DoD	Total/NA
Pyrene	1100		13	6.6	ug/Kg	2	☼	8270C/DoD	Total/NA
Phenanthrene	660		13	6.6	ug/Kg	2	☼	8270C/DoD	Total/NA

Client Sample ID: LL3SB-414M-0102-SO — Lab Sample ID: 240-1619-2

Analyte	Result	Qualifier	LOQ	DL	Unit	Dil Fac	D	Method	Prep Type
Acenaphthene	19000	D	1300	660	ug/Kg	200	☼	8270C/DoD	Total/NA
Anthracene	31000	D	1300	660	ug/Kg	200	☼	8270C/DoD	Total/NA
Benzo[a]anthracene	63000	D	1300	660	ug/Kg	200	☼	8270C/DoD	Total/NA
Benzo[a]pyrene	47000	D	1300	660	ug/Kg	200	☼	8270C/DoD	Total/NA
Benzo[b]fluoranthene	54000	D M	1300	660	ug/Kg	200	☼	8270C/DoD	Total/NA
Benzo[g,h,i]perylene	21000	D	1300	660	ug/Kg	200	☼	8270C/DoD	Total/NA
Benzo[k]fluoranthene	35000	D M	1300	660	ug/Kg	200	☼	8270C/DoD	Total/NA
Chrysene	64000	D	1300	220	ug/Kg	200	☼	8270C/DoD	Total/NA
Dibenz(a,h)anthracene	7200	D	1300	660	ug/Kg	200	☼	8270C/DoD	Total/NA
Fluoranthene	160000	D	1300	660	ug/Kg	200	☼	8270C/DoD	Total/NA
Fluorene	11000	D	1300	660	ug/Kg	200	☼	8270C/DoD	Total/NA
Indeno[1,2,3-cd]pyrene	21000	D	1300	660	ug/Kg	200	☼	8270C/DoD	Total/NA
Naphthalene	11000	D	1300	660	ug/Kg	200	☼	8270C/DoD	Total/NA
Pyrene	120000	D	1300	660	ug/Kg	200	☼	8270C/DoD	Total/NA
Phenanthrene	96000	D	1300	660	ug/Kg	200	☼	8270C/DoD	Total/NA

Client Sample ID: LL3SB-414M-0103-SO — Lab Sample ID: 240-1619-3

Analyte	Result	Qualifier	LOQ	DL	Unit	Dil Fac	D	Method	Prep Type
Benzo[a]anthracene	17		6.7	3.3	ug/Kg	1	☼	8270C/DoD	Total/NA
Benzo[a]pyrene	11		6.7	3.3	ug/Kg	1	☼	8270C/DoD	Total/NA
Benzo[b]fluoranthene	15	M	6.7	3.3	ug/Kg	1	☼	8270C/DoD	Total/NA
Benzo[g,h,i]perylene	10		6.7	3.3	ug/Kg	1	☼	8270C/DoD	Total/NA
Benzo[k]fluoranthene	14	M	6.7	3.3	ug/Kg	1	☼	8270C/DoD	Total/NA
Chrysene	19		6.7	1.1	ug/Kg	1	☼	8270C/DoD	Total/NA
Fluoranthene	42		6.7	3.3	ug/Kg	1	☼	8270C/DoD	Total/NA
Indeno[1,2,3-cd]pyrene	7.0		6.7	3.3	ug/Kg	1	☼	8270C/DoD	Total/NA
Pyrene	30		6.7	3.3	ug/Kg	1	☼	8270C/DoD	Total/NA
Phenanthrene	26		6.7	3.3	ug/Kg	1	☼	8270C/DoD	Total/NA

Client Sample ID: LL3SB-412M-0101-SO — Lab Sample ID: 240-1619-4

Analyte	Result	Qualifier	LOQ	DL	Unit	Dil Fac	D	Method	Prep Type
Aroclor 1254	83		56	17	ug/Kg	1	☼	8082/DOD	Total/NA

Detection Summary

Client: Prudent Technologies, Inc
Project/Site: RVAAP

TestAmerica Job ID: 240-1619-1

Client Sample ID: LL3SB-412M-0102-SO — Lab Sample ID: 240-1619-5

Analyte	Result	Qualifier	LOQ	DL	Unit	Dil Fac	D	Method	Prep Type
Aroclor 1254	130		56	17	ug/Kg	1	☼	8082/DOD	Total/NA

Client Sample ID: LL3SB-424M-0001-SO — Lab Sample ID: 240-1619-6

Analyte	Result	Qualifier	LOQ	DL	Unit	Dil Fac	D	Method	Prep Type
Aroclor 1254	250		56	17	ug/Kg	1	☼	8082/DOD	Total/NA

Client Sample ID: LL3SB-423M-0001-SO — Lab Sample ID: 240-1619-7

Analyte	Result	Qualifier	LOQ	DL	Unit	Dil Fac	D	Method	Prep Type
Aroclor 1254	220		56	17	ug/Kg	1	☼	8082/DOD	Total/NA

Client Sample ID: LL3SB-413M-0101-SO — Lab Sample ID: 240-1619-8

Analyte	Result	Qualifier	LOQ	DL	Unit	Dil Fac	D	Method	Prep Type
Aroclor 1254	100000	D	11000	3500	ug/Kg	200	☼	8082/DOD	Total/NA

Client Sample ID: LL3SB-413M-0102-SO — Lab Sample ID: 240-1619-9

Analyte	Result	Qualifier	LOQ	DL	Unit	Dil Fac	D	Method	Prep Type
Aroclor 1254	450		56	17	ug/Kg	1	☼	8082/DOD	Total/NA

Client Sample ID: LL3SB-413M-0103-SO — Lab Sample ID: 240-1619-10

Analyte	Result	Qualifier	LOQ	DL	Unit	Dil Fac	D	Method	Prep Type
Aroclor 1254	87		55	17	ug/Kg	1	☼	8082/DOD	Total/NA

Client Sample Results

Client: Prudent Technologies, Inc
Project/Site: RVAAP

TestAmerica Job ID: 240-1619-1

Client Sample ID: LL3SB-414M-0101-SO

Date Collected: 06/29/11 17:30
Date Received: 07/01/11 16:47

Lab Sample ID: 240-1619-1
Matrix: Solid
Percent Solids: 99.3

Method: 8270C/DoD - Semivolatile Organic Compounds (GC/MS)

Analyte	Result	Qualifier	LOQ	DL	Unit	D	Prepared	Analyzed	Dil Fac
Acenaphthene	44		13	6.6	ug/Kg	☼	07/12/11 10:53	07/31/11 17:09	2
Acenaphthylene	27		13	6.6	ug/Kg	☼	07/12/11 10:53	07/31/11 17:09	2
Anthracene	160		13	6.6	ug/Kg	☼	07/12/11 10:53	07/31/11 17:09	2
Benzo[a]anthracene	710		13	6.6	ug/Kg	☼	07/12/11 10:53	07/31/11 17:09	2
Benzo[a]pyrene	580		13	6.6	ug/Kg	☼	07/12/11 10:53	07/31/11 17:09	2
Benzo[b]fluoranthene	760	M	13	6.6	ug/Kg	☼	07/12/11 10:53	07/31/11 17:09	2
Benzo[g,h,i]perylene	350		13	6.6	ug/Kg	☼	07/12/11 10:53	07/31/11 17:09	2
Benzo[k]fluoranthene	450	M	13	6.6	ug/Kg	☼	07/12/11 10:53	07/31/11 17:09	2
Chrysene	720		13	2.2	ug/Kg	☼	07/12/11 10:53	07/31/11 17:09	2
Dibenz(a,h)anthracene	120		13	6.6	ug/Kg	☼	07/12/11 10:53	07/31/11 17:09	2
Fluoranthene	1400		13	6.6	ug/Kg	☼	07/12/11 10:53	07/31/11 17:09	2
Fluorene	40		13	6.6	ug/Kg	☼	07/12/11 10:53	07/31/11 17:09	2
Indeno[1,2,3-cd]pyrene	320		13	6.6	ug/Kg	☼	07/12/11 10:53	07/31/11 17:09	2
Naphthalene	15		13	6.6	ug/Kg	☼	07/12/11 10:53	07/31/11 17:09	2
Pyrene	1100		13	6.6	ug/Kg	☼	07/12/11 10:53	07/31/11 17:09	2
Phenanthrene	660		13	6.6	ug/Kg	☼	07/12/11 10:53	07/31/11 17:09	2

Surrogate	*% Recovery*	*Qualifier*	*Limits*	*Prepared*	*Analyzed*	*Dil Fac*
2-Fluorobiphenyl (Surr)	*54*		*45 - 105*	*07/12/11 10:53*	*07/31/11 17:09*	*2*
2-Fluorophenol (Surr)	*67*		*35 - 105*	*07/12/11 10:53*	*07/31/11 17:09*	*2*
Nitrobenzene-d5 (Surr)	*56*		*35 - 100*	*07/12/11 10:53*	*07/31/11 17:09*	*2*
Terphenyl-d14 (Surr)	*72*		*30 - 125*	*07/12/11 10:53*	*07/31/11 17:09*	*2*
2,4,6-Tribromophenol (Surr)	*53*		*35 - 125*	*07/12/11 10:53*	*07/31/11 17:09*	*2*
Phenol-d5 (Surr)	*65*		*40 - 100*	*07/12/11 10:53*	*07/31/11 17:09*	*2*

Client Sample ID: LL3SB-414M-0102-SO

Date Collected: 06/29/11 17:30
Date Received: 07/01/11 16:47

Lab Sample ID: 240-1619-2
Matrix: Solid
Percent Solids: 99.4

Method: 8270C/DoD - Semivolatile Organic Compounds (GC/MS)

Analyte	Result	Qualifier	LOQ	DL	Unit	D	Prepared	Analyzed	Dil Fac
Acenaphthene	19000	D	1300	660	ug/Kg	☼	07/12/11 10:53	07/31/11 16:50	200
Acenaphthylene	660	U	1300	660	ug/Kg	☼	07/12/11 10:53	07/31/11 16:50	200
Anthracene	31000	D	1300	660	ug/Kg	☼	07/12/11 10:53	07/31/11 16:50	200
Benzo[a]anthracene	63000	D	1300	660	ug/Kg	☼	07/12/11 10:53	07/31/11 16:50	200
Benzo[a]pyrene	47000	D	1300	660	ug/Kg	☼	07/12/11 10:53	07/31/11 16:50	200
Benzo[b]fluoranthene	54000	D M	1300	660	ug/Kg	☼	07/12/11 10:53	07/31/11 16:50	200
Benzo[g,h,i]perylene	21000	D	1300	660	ug/Kg	☼	07/12/11 10:53	07/31/11 16:50	200
Benzo[k]fluoranthene	35000	D M	1300	660	ug/Kg	☼	07/12/11 10:53	07/31/11 16:50	200
Chrysene	64000	D	1300	220	ug/Kg	☼	07/12/11 10:53	07/31/11 16:50	200
Dibenz(a,h)anthracene	7200	D	1300	660	ug/Kg	☼	07/12/11 10:53	07/31/11 16:50	200
Fluoranthene	160000	D	1300	660	ug/Kg	☼	07/12/11 10:53	07/31/11 16:50	200
Fluorene	11000	D	1300	660	ug/Kg	☼	07/12/11 10:53	07/31/11 16:50	200
Indeno[1,2,3-cd]pyrene	21000	D	1300	660	ug/Kg	☼	07/12/11 10:53	07/31/11 16:50	200
Naphthalene	11000	D	1300	660	ug/Kg	☼	07/12/11 10:53	07/31/11 16:50	200
Pyrene	120000	D	1300	660	ug/Kg	☼	07/12/11 10:53	07/31/11 16:50	200
Phenanthrene	96000	D	1300	660	ug/Kg	☼	07/12/11 10:53	07/31/11 16:50	200

Client Sample ID: LL3SB-414M-0102-SO

Lab Sample ID: 240-1619-2

Date Collected: 06/29/11 17:30
Date Received: 07/01/11 16:47

Matrix: Solid
Percent Solids: 99.4

Surrogate	% Recovery	Qualifier	Limits	Prepared	Analyzed	Dil Fac
2-Fluorobiphenyl (Surr)	0	Q	45 - 105	07/12/11 10:53	07/31/11 16:50	200
2-Fluorophenol (Surr)	0	Q	35 - 105	07/12/11 10:53	07/31/11 16:50	200
Nitrobenzene-d5 (Surr)	0	Q	35 - 100	07/12/11 10:53	07/31/11 16:50	200
Terphenyl-d14 (Surr)	0	Q	30 - 125	07/12/11 10:53	07/31/11 16:50	200
2,4,6-Tribromophenol (Surr)	0	Q	35 - 125	07/12/11 10:53	07/31/11 16:50	200
Phenol-d5 (Surr)	0	Q	40 - 100	07/12/11 10:53	07/31/11 16:50	200

Client Sample ID: LL3SB-414M-0103-SO

Lab Sample ID: 240-1619-3

Date Collected: 06/29/11 17:30
Date Received: 07/01/11 16:47

Matrix: Solid
Percent Solids: 99.4

Method: 8270C/DoD - Semivolatile Organic Compounds (GC/MS)

Analyte	Result	Qualifier	LOQ	DL	Unit	D	Prepared	Analyzed	Dil Fac
Acenaphthene	3.3	U	6.7	3.3	ug/Kg	☼	07/12/11 10:53	07/31/11 16:31	1
Acenaphthylene	3.3	U	6.7	3.3	ug/Kg	☼	07/12/11 10:53	07/31/11 16:31	1
Anthracene	3.3	U	6.7	3.3	ug/Kg	☼	07/12/11 10:53	07/31/11 16:31	1
Benzo[a]anthracene	**17**		6.7	3.3	ug/Kg	☼	07/12/11 10:53	07/31/11 16:31	1
Benzo[a]pyrene	**11**		6.7	3.3	ug/Kg	☼	07/12/11 10:53	07/31/11 16:31	1
Benzo[b]fluoranthene	**15**	**M**	6.7	3.3	ug/Kg	☼	07/12/11 10:53	07/31/11 16:31	1
Benzo[g,h,i]perylene	**10**		6.7	3.3	ug/Kg	☼	07/12/11 10:53	07/31/11 16:31	1
Benzo[k]fluoranthene	**14**	**M**	6.7	3.3	ug/Kg	☼	07/12/11 10:53	07/31/11 16:31	1
Chrysene	**19**		6.7	1.1	ug/Kg	☼	07/12/11 10:53	07/31/11 16:31	1
Dibenz(a,h)anthracene	3.3	U	6.7	3.3	ug/Kg	☼	07/12/11 10:53	07/31/11 16:31	1
Fluoranthene	**42**		6.7	3.3	ug/Kg	☼	07/12/11 10:53	07/31/11 16:31	1
Fluorene	3.3	U	6.7	3.3	ug/Kg	☼	07/12/11 10:53	07/31/11 16:31	1
Indeno[1,2,3-cd]pyrene	**7.0**		6.7	3.3	ug/Kg	☼	07/12/11 10:53	07/31/11 16:31	1
Naphthalene	3.3	U	6.7	3.3	ug/Kg	☼	07/12/11 10:53	07/31/11 16:31	1
Pyrene	**30**		6.7	3.3	ug/Kg	☼	07/12/11 10:53	07/31/11 16:31	1
Phenanthrene	**26**		6.7	3.3	ug/Kg	☼	07/12/11 10:53	07/31/11 16:31	1

Surrogate	% Recovery	Qualifier	Limits	Prepared	Analyzed	Dil Fac
2-Fluorobiphenyl (Surr)	52		45 - 105	07/12/11 10:53	07/31/11 16:31	1
2-Fluorophenol (Surr)	61		35 - 105	07/12/11 10:53	07/31/11 16:31	1
Nitrobenzene-d5 (Surr)	50		35 - 100	07/12/11 10:53	07/31/11 16:31	1
Terphenyl-d14 (Surr)	72		30 - 125	07/12/11 10:53	07/31/11 16:31	1
2,4,6-Tribromophenol (Surr)	42		35 - 125	07/12/11 10:53	07/31/11 16:31	1
Phenol-d5 (Surr)	63		40 - 100	07/12/11 10:53	07/31/11 16:31	1

Client Sample ID: LL3SB-412M-0101-SO

Lab Sample ID: 240-1619-4

Date Collected: 06/30/11 10:27
Date Received: 07/01/11 16:47

Matrix: Solid
Percent Solids: 98.2

Method: 8082/DOD - Polychlorinated Biphenyls (PCBs) by Gas Chromatography

Analyte	Result	Qualifier	LOQ	DL	Unit	D	Prepared	Analyzed	Dil Fac
Aroclor 1016	25	U	66	21	ug/Kg	☼	07/12/11 09:19	07/14/11 17:33	1
Aroclor 1221	25	U	51	16	ug/Kg	☼	07/12/11 09:19	07/14/11 17:33	1
Aroclor 1232	25	U	46	14	ug/Kg	☼	07/12/11 09:19	07/14/11 17:33	1
Aroclor 1242	25	U	41	13	ug/Kg	☼	07/12/11 09:19	07/14/11 17:33	1

Client Sample ID: LL3SB-412M-0101-SO

Lab Sample ID: 240-1619-4

Date Collected: 06/30/11 10:27
Date Received: 07/01/11 16:47

Matrix: Solid
Percent Solids: 98.2

Method: 8082/DOD - Polychlorinated Biphenyls (PCBs) by Gas Chromatography (Continued)

Analyte	Result	Qualifier	LOQ	DL	Unit	D	Prepared	Analyzed	Dil Fac
Aroclor 1248	25	U	56	17	ug/Kg	☼	07/12/11 09:19	07/14/11 17:33	1
Aroclor 1254	**83**		56	17	ug/Kg	☼	07/12/11 09:19	07/14/11 17:33	1
Aroclor 1260	25	U	56	17	ug/Kg	☼	07/12/11 09:19	07/14/11 17:33	1

Surrogate	*% Recovery*	*Qualifier*	*Limits*	*Prepared*	*Analyzed*	*Dil Fac*
Tetrachloro-m-xylene	*81*		*40 - 140*	*07/12/11 09:19*	*07/14/11 17:33*	*1*
Tetrachloro-m-xylene	*72*		*40 - 140*	*07/12/11 09:19*	*07/14/11 17:33*	*1*
DCB Decachlorobiphenyl	*94*		*60 - 125*	*07/12/11 09:19*	*07/14/11 17:33*	*1*
DCB Decachlorobiphenyl	*81*		*60 - 125*	*07/12/11 09:19*	*07/14/11 17:33*	*1*

Client Sample ID: LL3SB-412M-0102-SO

Lab Sample ID: 240-1619-5

Date Collected: 06/30/11 10:45
Date Received: 07/01/11 16:47

Matrix: Solid
Percent Solids: 98.3

Method: 8082/DOD - Polychlorinated Biphenyls (PCBs) by Gas Chromatography

Analyte	Result	Qualifier	LOQ	DL	Unit	D	Prepared	Analyzed	Dil Fac
Aroclor 1016	25	U	66	21	ug/Kg	☼	07/12/11 09:19	07/14/11 17:48	1
Aroclor 1221	25	U	51	16	ug/Kg	☼	07/12/11 09:19	07/14/11 17:48	1
Aroclor 1232	25	U	46	14	ug/Kg	☼	07/12/11 09:19	07/14/11 17:48	1
Aroclor 1242	25	U	40	13	ug/Kg	☼	07/12/11 09:19	07/14/11 17:48	1
Aroclor 1248	25	U	56	17	ug/Kg	☼	07/12/11 09:19	07/14/11 17:48	1
Aroclor 1254	**130**		56	17	ug/Kg	☼	07/12/11 09:19	07/14/11 17:48	1
Aroclor 1260	25	U	56	17	ug/Kg	☼	07/12/11 09:19	07/14/11 17:48	1

Surrogate	*% Recovery*	*Qualifier*	*Limits*	*Prepared*	*Analyzed*	*Dil Fac*
Tetrachloro-m-xylene	*83*		*40 - 140*	*07/12/11 09:19*	*07/14/11 17:48*	*1*
Tetrachloro-m-xylene	*74*		*40 - 140*	*07/12/11 09:19*	*07/14/11 17:48*	*1*
DCB Decachlorobiphenyl	*76*		*60 - 125*	*07/12/11 09:19*	*07/14/11 17:48*	*1*
DCB Decachlorobiphenyl	*67*		*60 - 125*	*07/12/11 09:19*	*07/14/11 17:48*	*1*

Client Sample ID: LL3SB-424M-0001-SO

Lab Sample ID: 240-1619-6

Date Collected: 06/30/11 09:30
Date Received: 07/01/11 16:47

Matrix: Solid
Percent Solids: 98.2

Method: 8082/DOD - Polychlorinated Biphenyls (PCBs) by Gas Chromatography

Analyte	Result	Qualifier	LOQ	DL	Unit	D	Prepared	Analyzed	Dil Fac
Aroclor 1016	25	U	66	21	ug/Kg	☼	07/12/11 09:19	07/14/11 18:02	1
Aroclor 1221	25	U	51	16	ug/Kg	☼	07/12/11 09:19	07/14/11 18:02	1
Aroclor 1232	25	U	46	14	ug/Kg	☼	07/12/11 09:19	07/14/11 18:02	1
Aroclor 1242	25	U	41	13	ug/Kg	☼	07/12/11 09:19	07/14/11 18:02	1
Aroclor 1248	25	U	56	17	ug/Kg	☼	07/12/11 09:19	07/14/11 18:02	1
Aroclor 1254	**250**		56	17	ug/Kg	☼	07/12/11 09:19	07/14/11 18:02	1
Aroclor 1260	25	U	56	17	ug/Kg	☼	07/12/11 09:19	07/14/11 18:02	1

Surrogate	*% Recovery*	*Qualifier*	*Limits*	*Prepared*	*Analyzed*	*Dil Fac*
Tetrachloro-m-xylene	*90*		*40 - 140*	*07/12/11 09:19*	*07/14/11 18:02*	*1*
Tetrachloro-m-xylene	*81*		*40 - 140*	*07/12/11 09:19*	*07/14/11 18:02*	*1*
DCB Decachlorobiphenyl	*93*		*60 - 125*	*07/12/11 09:19*	*07/14/11 18:02*	*1*

Client Sample ID: LL3SB-424M-0001-SO

Lab Sample ID: 240-1619-6

Date Collected: 06/30/11 09:30
Date Received: 07/01/11 16:47

Matrix: Solid
Percent Solids: 98.2

Method: 8082/DOD - Polychlorinated Biphenyls (PCBs) by Gas Chromatography (Continued)

Surrogate	% Recovery	Qualifier	Limits	Prepared	Analyzed	Dil Fac
DCB Decachlorobiphenyl	78		60 - 125	07/12/11 09:19	07/14/11 18:02	1

Client Sample ID: LL3SB-423M-0001-SO

Lab Sample ID: 240-1619-7

Date Collected: 06/30/11 11:50
Date Received: 07/01/11 16:47

Matrix: Solid
Percent Solids: 98.0

Method: 8082/DOD - Polychlorinated Biphenyls (PCBs) by Gas Chromatography

Analyte	Result	Qualifier	LOQ	DL	Unit	D	Prepared	Analyzed	Dil Fac
Aroclor 1016	25	U	66	21	ug/Kg	☼	07/12/11 09:19	07/14/11 18:17	1
Aroclor 1221	25	U	51	16	ug/Kg	☼	07/12/11 09:19	07/14/11 18:17	1
Aroclor 1232	25	U	46	14	ug/Kg	☼	07/12/11 09:19	07/14/11 18:17	1
Aroclor 1242	25	U	41	13	ug/Kg	☼	07/12/11 09:19	07/14/11 18:17	1
Aroclor 1248	25	U	56	17	ug/Kg	☼	07/12/11 09:19	07/14/11 18:17	1
Aroclor 1254	**220**		56	17	ug/Kg	☼	07/12/11 09:19	07/14/11 18:17	1
Aroclor 1260	25	U	56	17	ug/Kg	☼	07/12/11 09:19	07/14/11 18:17	1

Surrogate	% Recovery	Qualifier	Limits	Prepared	Analyzed	Dil Fac
Tetrachloro-m-xylene	80		40 - 140	07/12/11 09:19	07/14/11 18:17	1
Tetrachloro-m-xylene	72		40 - 140	07/12/11 09:19	07/14/11 18:17	1
DCB Decachlorobiphenyl	103		60 - 125	07/12/11 09:19	07/14/11 18:17	1
DCB Decachlorobiphenyl	82		60 - 125	07/12/11 09:19	07/14/11 18:17	1

Client Sample ID: LL3SB-413M-0101-SO

Lab Sample ID: 240-1619-8

Date Collected: 06/30/11 14:24
Date Received: 07/01/11 16:47

Matrix: Solid
Percent Solids: 98.4

Method: 8082/DOD - Polychlorinated Biphenyls (PCBs) by Gas Chromatography

Analyte	Result	Qualifier	LOQ	DL	Unit	D	Prepared	Analyzed	Dil Fac
Aroclor 1016	5000	U	13000	4300	ug/Kg	☼	07/12/11 09:19	07/20/11 17:19	200
Aroclor 1221	5000	U	10000	3300	ug/Kg	☼	07/12/11 09:19	07/20/11 17:19	200
Aroclor 1232	5000	U	9100	2800	ug/Kg	☼	07/12/11 09:19	07/20/11 17:19	200
Aroclor 1242	5000	U	8100	2600	ug/Kg	☼	07/12/11 09:19	07/20/11 17:19	200
Aroclor 1248	5000	U	11000	3500	ug/Kg	☼	07/12/11 09:19	07/20/11 17:19	200
Aroclor 1254	**100000**	**D**	11000	3500	ug/Kg	☼	07/12/11 09:19	07/20/11 17:19	200
Aroclor 1260	5000	U	11000	3500	ug/Kg	☼	07/12/11 09:19	07/20/11 17:19	200

Surrogate	% Recovery	Qualifier	Limits	Prepared	Analyzed	Dil Fac
Tetrachloro-m-xylene	0	Q	40 - 140	07/12/11 09:19	07/20/11 17:19	200
Tetrachloro-m-xylene	0	Q	40 - 140	07/12/11 09:19	07/20/11 17:19	200
DCB Decachlorobiphenyl	0	Q	60 - 125	07/12/11 09:19	07/20/11 17:19	200
DCB Decachlorobiphenyl	0	Q	60 - 125	07/12/11 09:19	07/20/11 17:19	200

Client Sample Results

Client: Prudent Technologies, Inc
Project/Site: RVAAP

TestAmerica Job ID: 240-1619-1

Client Sample ID: LL3SB-413M-0102-SO

Lab Sample ID: 240-1619-9

Date Collected: 06/30/11 14:25
Date Received: 07/01/11 16:47

Matrix: Solid
Percent Solids: 98.0

Method: 8082/DOD - Polychlorinated Biphenyls (PCBs) by Gas Chromatography

Analyte	Result	Qualifier	LOQ	DL	Unit	D	Prepared	Analyzed	Dil Fac
Aroclor 1016	25	U	66	21	ug/Kg	☼	07/12/11 09:19	07/23/11 19:36	1
Aroclor 1221	25	U	51	16	ug/Kg	☼	07/12/11 09:19	07/23/11 19:36	1
Aroclor 1232	25	U	46	14	ug/Kg	☼	07/12/11 09:19	07/23/11 19:36	1
Aroclor 1242	25	U	41	13	ug/Kg	☼	07/12/11 09:19	07/23/11 19:36	1
Aroclor 1248	25	U	56	17	ug/Kg	☼	07/12/11 09:19	07/23/11 19:36	1
Aroclor 1254	**450**		56	17	ug/Kg	☼	07/12/11 09:19	07/23/11 19:36	1
Aroclor 1260	25	U	56	17	ug/Kg	☼	07/12/11 09:19	07/23/11 19:36	1

Surrogate	*% Recovery*	*Qualifier*	*Limits*	*Prepared*	*Analyzed*	*Dil Fac*
Tetrachloro-m-xylene	*77*		*40 - 140*	*07/12/11 09:19*	*07/23/11 19:36*	*1*
Tetrachloro-m-xylene	*62*		*40 - 140*	*07/12/11 09:19*	*07/23/11 19:36*	*1*
DCB Decachlorobiphenyl	*71*		*60 - 125*	*07/12/11 09:19*	*07/23/11 19:36*	*1*
DCB Decachlorobiphenyl	*72*		*60 - 125*	*07/12/11 09:19*	*07/23/11 19:36*	*1*

Client Sample ID: LL3SB-413M-0103-SO

Lab Sample ID: 240-1619-10

Date Collected: 06/30/11 14:25
Date Received: 07/01/11 16:47

Matrix: Solid
Percent Solids: 99.3

Method: 8082/DOD - Polychlorinated Biphenyls (PCBs) by Gas Chromatography

Analyte	Result	Qualifier	LOQ	DL	Unit	D	Prepared	Analyzed	Dil Fac
Aroclor 1016	25	U	65	21	ug/Kg	☼	07/12/11 09:19	07/23/11 19:51	1
Aroclor 1221	25	U	50	16	ug/Kg	☼	07/12/11 09:19	07/23/11 19:51	1
Aroclor 1232	25	U	45	14	ug/Kg	☼	07/12/11 09:19	07/23/11 19:51	1
Aroclor 1242	25	U	40	13	ug/Kg	☼	07/12/11 09:19	07/23/11 19:51	1
Aroclor 1248	25	U	55	17	ug/Kg	☼	07/12/11 09:19	07/23/11 19:51	1
Aroclor 1254	**87**		55	17	ug/Kg	☼	07/12/11 09:19	07/23/11 19:51	1
Aroclor 1260	25	U	55	17	ug/Kg	☼	07/12/11 09:19	07/23/11 19:51	1

Surrogate	*% Recovery*	*Qualifier*	*Limits*	*Prepared*	*Analyzed*	*Dil Fac*
Tetrachloro-m-xylene	*74*		*40 - 140*	*07/12/11 09:19*	*07/23/11 19:51*	*1*
Tetrachloro-m-xylene	*61*		*40 - 140*	*07/12/11 09:19*	*07/23/11 19:51*	*1*
DCB Decachlorobiphenyl	*64*		*60 - 125*	*07/12/11 09:19*	*07/23/11 19:51*	*1*
DCB Decachlorobiphenyl	*73*		*60 - 125*	*07/12/11 09:19*	*07/23/11 19:51*	*1*

Surrogate Summary

Client: Prudent Technologies, Inc
Project/Site: RVAAP

TestAmerica Job ID: 240-1619-1

Method: 8270C/DoD - Semivolatile Organic Compounds (GC/MS)

Matrix: Solid **Prep Type: Total/NA**

		Percent Surrogate Recovery (Acceptance Limits)					
		FBP	2FP	NBZ	TPH	TBP	PHL
Lab Sample ID	Client Sample ID	(45-105)	(35-105)	(35-100)	(30-125)	(35-125)	(40-100)
240-1619-1	LL3SB-414M-0101-SO	54	67	56	72	53	65
240-1619-2	LL3SB-414M-0102-SO	0 Q	0 Q	0 Q	0 Q	0 Q	0 Q
240-1619-3	LL3SB-414M-0103-SO	52	61	50	72	42	63
LCS 240-8076/15-A	Lab Control Sample	55	72	55	76	53	77
MB 240-8076/14-A	Method Blank	46	59	46	78	42	60

Surrogate Legend

FBP = 2-Fluorobiphenyl (Surr)
2FP = 2-Fluorophenol (Surr)
NBZ = Nitrobenzene-d5 (Surr)
TPH = Terphenyl-d14 (Surr)
TBP = 2,4,6-Tribromophenol (Surr)
PHL = Phenol-d5 (Surr)

Method: 8082/DOD - Polychlorinated Biphenyls (PCBs) by Gas Chromatography

Matrix: Solid **Prep Type: Total/NA**

		Percent Surrogate Recovery (Acceptance Limits)			
		TCX1	TCX2	DCB1	DCB2
Lab Sample ID	Client Sample ID	(40-140)	(40-140)	(60-125)	(60-125)
240-1619-4	LL3SB-412M-0101-SO	81	72	94	81
240-1619-5	LL3SB-412M-0102-SO	83	74	76	67
240-1619-6	LL3SB-424M-0001-SO	90	81	93	78
240-1619-7	LL3SB-423M-0001-SO	80	72	103	82
240-1619-8	LL3SB-413M-0101-SO	0 Q	0 Q	0 Q	0 Q
240-1619-9	LL3SB-413M-0102-SO	77	62	71	72
240-1619-10	LL3SB-413M-0103-SO	74	61	64	73
LCS 240-8031/20-A	Lab Control Sample	93	88	101	110
MB 240-8031/19-A	Method Blank	82	81	91	102

Surrogate Legend

TCX = Tetrachloro-m-xylene
DCB = DCB Decachlorobiphenyl

Method: 8270C/DoD - Semivolatile Organic Compounds (GC/MS)

Lab Sample ID: MB 240-8076/14-A
Matrix: Solid
Analysis Batch: 10353

Client Sample ID: Method Blank
Prep Type: Total/NA
Prep Batch: 8076

Analyte	MB Result	MB Qualifier	LOQ	DL	Unit	D	Prepared	Analyzed	Dil Fac
Acenaphthene	3.3	U	6.7	3.3	ug/Kg		07/12/11 10:53	07/31/11 11:30	1
Acenaphthylene	3.3	U	6.7	3.3	ug/Kg		07/12/11 10:53	07/31/11 11:30	1
Anthracene	3.3	U	6.7	3.3	ug/Kg		07/12/11 10:53	07/31/11 11:30	1
Benzo[a]anthracene	3.3	U	6.7	3.3	ug/Kg		07/12/11 10:53	07/31/11 11:30	1
Benzo[a]pyrene	3.3	U	6.7	3.3	ug/Kg		07/12/11 10:53	07/31/11 11:30	1
Benzo[b]fluoranthene	3.3	U	6.7	3.3	ug/Kg		07/12/11 10:53	07/31/11 11:30	1
Benzo[g,h,i]perylene	3.3	U	6.7	3.3	ug/Kg		07/12/11 10:53	07/31/11 11:30	1
Benzo[k]fluoranthene	3.3	U	6.7	3.3	ug/Kg		07/12/11 10:53	07/31/11 11:30	1
Chrysene	3.3	U	6.7	1.1	ug/Kg		07/12/11 10:53	07/31/11 11:30	1
Dibenz(a,h)anthracene	3.3	U	6.7	3.3	ug/Kg		07/12/11 10:53	07/31/11 11:30	1
Fluoranthene	3.3	U	6.7	3.3	ug/Kg		07/12/11 10:53	07/31/11 11:30	1
Fluorene	3.3	U	6.7	3.3	ug/Kg		07/12/11 10:53	07/31/11 11:30	1
Indeno[1,2,3-cd]pyrene	3.3	U	6.7	3.3	ug/Kg		07/12/11 10:53	07/31/11 11:30	1
Naphthalene	3.3	U	6.7	3.3	ug/Kg		07/12/11 10:53	07/31/11 11:30	1
Pyrene	3.3	U	6.7	3.3	ug/Kg		07/12/11 10:53	07/31/11 11:30	1
Phenanthrene	3.3	U	6.7	3.3	ug/Kg		07/12/11 10:53	07/31/11 11:30	1

Surrogate	*MB % Recovery*	*MB Qualifier*	*Limits*	*Prepared*	*Analyzed*	*Dil Fac*
2-Fluorobiphenyl (Surr)	*46*		*45 - 105*	*07/12/11 10:53*	*07/31/11 11:30*	*1*
2-Fluorophenol (Surr)	*59*		*35 - 105*	*07/12/11 10:53*	*07/31/11 11:30*	*1*
Nitrobenzene-d5 (Surr)	*46*		*35 - 100*	*07/12/11 10:53*	*07/31/11 11:30*	*1*
Terphenyl-d14 (Surr)	*78*		*30 - 125*	*07/12/11 10:53*	*07/31/11 11:30*	*1*
2,4,6-Tribromophenol (Surr)	*42*		*35 - 125*	*07/12/11 10:53*	*07/31/11 11:30*	*1*
Phenol-d5 (Surr)	*60*		*40 - 100*	*07/12/11 10:53*	*07/31/11 11:30*	*1*

Lab Sample ID: LCS 240-8076/15-A
Matrix: Solid
Analysis Batch: 10353

Client Sample ID: Lab Control Sample
Prep Type: Total/NA
Prep Batch: 8076

Analyte	Spike Added	LCS Result	LCS Qualifier	Unit	D	% Rec	% Rec. Limits
Acenaphthene	667	388		ug/Kg		58	45 - 110
Acenaphthylene	667	403		ug/Kg		60	45 - 105
Anthracene	667	441		ug/Kg		66	55 - 105
Benzo[a]anthracene	667	435		ug/Kg		65	50 - 110
Benzo[a]pyrene	667	419		ug/Kg		63	50 - 110
Benzo[b]fluoranthene	667	406		ug/Kg		61	45 - 115
Benzo[g,h,i]perylene	667	497		ug/Kg		74	40 - 125
Benzo[k]fluoranthene	667	507		ug/Kg		76	45 - 125
Chrysene	667	447		ug/Kg		67	55 - 110
Dibenz(a,h)anthracene	667	493		ug/Kg		74	40 - 125
Fluoranthene	667	468		ug/Kg		70	55 - 115
Fluorene	667	404		ug/Kg		61	50 - 110
Indeno[1,2,3-cd]pyrene	667	498		ug/Kg		75	40 - 120
Naphthalene	667	373		ug/Kg		56	40 - 105
Pyrene	667	447		ug/Kg		67	45 - 125
Phenanthrene	667	434		ug/Kg		65	50 - 110

Surrogate	*LCS % Recovery*	*LCS Qualifier*	*Limits*
2-Fluorobiphenyl (Surr)	*55*		*45 - 105*

Method: 8270C/DoD - Semivolatile Organic Compounds (GC/MS) (Continued)

Lab Sample ID: LCS 240-8076/15-A — **Client Sample ID: Lab Control Sample**
Matrix: Solid — **Prep Type: Total/NA**
Analysis Batch: 10353 — **Prep Batch: 8076**

Surrogate	LCS % Recovery	LCS Qualifier	Limits
2-Fluorophenol (Surr)	72		35 - 105
Nitrobenzene-d5 (Surr)	55		35 - 100
Terphenyl-d14 (Surr)	76		30 - 125
2,4,6-Tribromophenol (Surr)	53		35 - 125
Phenol-d5 (Surr)	77		40 - 100

Method: 8082/DOD - Polychlorinated Biphenyls (PCBs) by Gas Chromatography

Lab Sample ID: MB 240-8031/19-A — **Client Sample ID: Method Blank**
Matrix: Solid — **Prep Type: Total/NA**
Analysis Batch: 9463 — **Prep Batch: 8031**

Analyte	MB Result	MB Qualifier	LOQ	DL	Unit	D	Prepared	Analyzed	Dil Fac
Aroclor 1016	25	U	65	21	ug/Kg		07/12/11 09:19	07/23/11 21:19	1
Aroclor 1221	25	U	50	16	ug/Kg		07/12/11 09:19	07/23/11 21:19	1
Aroclor 1232	25	U	45	14	ug/Kg		07/12/11 09:19	07/23/11 21:19	1
Aroclor 1242	25	U	40	13	ug/Kg		07/12/11 09:19	07/23/11 21:19	1
Aroclor 1248	25	U	55	17	ug/Kg		07/12/11 09:19	07/23/11 21:19	1
Aroclor 1254	25	U	55	17	ug/Kg		07/12/11 09:19	07/23/11 21:19	1
Aroclor 1260	25	U	55	17	ug/Kg		07/12/11 09:19	07/23/11 21:19	1

Surrogate	MB % Recovery	MB Qualifier	Limits	Prepared	Analyzed	Dil Fac
Tetrachloro-m-xylene	82		40 - 140	07/12/11 09:19	07/23/11 21:19	1
Tetrachloro-m-xylene	81		40 - 140	07/12/11 09:19	07/23/11 21:19	1
DCB Decachlorobiphenyl	91		60 - 125	07/12/11 09:19	07/23/11 21:19	1
DCB Decachlorobiphenyl	102		60 - 125	07/12/11 09:19	07/23/11 21:19	1

Lab Sample ID: LCS 240-8031/20-A — **Client Sample ID: Lab Control Sample**
Matrix: Solid — **Prep Type: Total/NA**
Analysis Batch: 9463 — **Prep Batch: 8031**

Analyte			Spike Added	LCS Result	LCS Qualifier	Unit	D	% Rec	% Rec. Limits		
Aroclor 1016			333	315		ug/Kg		94	40 - 140		
Aroclor 1260			333	326		ug/Kg		98	60 - 130		

Surrogate	LCS % Recovery	LCS Qualifier	Limits
Tetrachloro-m-xylene	93		40 - 140
Tetrachloro-m-xylene	88		40 - 140
DCB Decachlorobiphenyl	101		60 - 125
DCB Decachlorobiphenyl	110		60 - 125

QC Association Summary

Client: Prudent Technologies, Inc
Project/Site: RVAAP

TestAmerica Job ID: 240-1619-1

GC/MS Semi VOA

Leach Batch: 7730

Lab Sample ID	Client Sample ID	Prep Type	Matrix	Method	Prep Batch
240-1619-1	LL3SB-414M-0101-SO	Total/NA	Solid	Increm, Prep	
240-1619-2	LL3SB-414M-0102-SO	Total/NA	Solid	Increm, Prep	
240-1619-3	LL3SB-414M-0103-SO	Total/NA	Solid	Increm, Prep	

Prep Batch: 8076

Lab Sample ID	Client Sample ID	Prep Type	Matrix	Method	Prep Batch
240-1619-1	LL3SB-414M-0101-SO	Total/NA	Solid	3540C	7730
240-1619-2	LL3SB-414M-0102-SO	Total/NA	Solid	3540C	7730
240-1619-3	LL3SB-414M-0103-SO	Total/NA	Solid	3540C	7730
LCS 240-8076/15-A	Lab Control Sample	Total/NA	Solid	3540C	
MB 240-8076/14-A	Method Blank	Total/NA	Solid	3540C	

Analysis Batch: 10353

Lab Sample ID	Client Sample ID	Prep Type	Matrix	Method	Prep Batch
240-1619-1	LL3SB-414M-0101-SO	Total/NA	Solid	8270C/DoD	8076
240-1619-2	LL3SB-414M-0102-SO	Total/NA	Solid	8270C/DoD	8076
240-1619-3	LL3SB-414M-0103-SO	Total/NA	Solid	8270C/DoD	8076
LCS 240-8076/15-A	Lab Control Sample	Total/NA	Solid	8270C/DoD	8076
MB 240-8076/14-A	Method Blank	Total/NA	Solid	8270C/DoD	8076

GC Semi VOA

Leach Batch: 7730

Lab Sample ID	Client Sample ID	Prep Type	Matrix	Method	Prep Batch
240-1619-4	LL3SB-412M-0101-SO	Total/NA	Solid	Increm, Prep	
240-1619-5	LL3SB-412M-0102-SO	Total/NA	Solid	Increm, Prep	
240-1619-6	LL3SB-424M-0001-SO	Total/NA	Solid	Increm, Prep	
240-1619-7	LL3SB-423M-0001-SO	Total/NA	Solid	Increm, Prep	
240-1619-8	LL3SB-413M-0101-SO	Total/NA	Solid	Increm, Prep	
240-1619-9	LL3SB-413M-0102-SO	Total/NA	Solid	Increm, Prep	
240-1619-10	LL3SB-413M-0103-SO	Total/NA	Solid	Increm, Prep	

Prep Batch: 8031

Lab Sample ID	Client Sample ID	Prep Type	Matrix	Method	Prep Batch
240-1619-4	LL3SB-412M-0101-SO	Total/NA	Solid	3540C	7730
240-1619-5	LL3SB-412M-0102-SO	Total/NA	Solid	3540C	7730
240-1619-6	LL3SB-424M-0001-SO	Total/NA	Solid	3540C	7730
240-1619-7	LL3SB-423M-0001-SO	Total/NA	Solid	3540C	7730
240-1619-8	LL3SB-413M-0101-SO	Total/NA	Solid	3540C	7730
240-1619-9	LL3SB-413M-0102-SO	Total/NA	Solid	3540C	7730
240-1619-10	LL3SB-413M-0103-SO	Total/NA	Solid	3540C	7730
LCS 240-8031/20-A	Lab Control Sample	Total/NA	Solid	3540C	
MB 240-8031/19-A	Method Blank	Total/NA	Solid	3540C	

Analysis Batch: 8466

Lab Sample ID	Client Sample ID	Prep Type	Matrix	Method	Prep Batch
240-1619-4	LL3SB-412M-0101-SO	Total/NA	Solid	8082/DOD	8031
240-1619-5	LL3SB-412M-0102-SO	Total/NA	Solid	8082/DOD	8031
240-1619-6	LL3SB-424M-0001-SO	Total/NA	Solid	8082/DOD	8031
240-1619-7	LL3SB-423M-0001-SO	Total/NA	Solid	8082/DOD	8031

GC Semi VOA (Continued)

Analysis Batch: 9102

Lab Sample ID	Client Sample ID	Prep Type	Matrix	Method	Prep Batch
240-1619-8	LL3SB-413M-0101-SO	Total/NA	Solid	8082/DOD	8031

Analysis Batch: 9463

Lab Sample ID	Client Sample ID	Prep Type	Matrix	Method	Prep Batch
240-1619-9	LL3SB-413M-0102-SO	Total/NA	Solid	8082/DOD	8031
240-1619-10	LL3SB-413M-0103-SO	Total/NA	Solid	8082/DOD	8031
LCS 240-8031/20-A	Lab Control Sample	Total/NA	Solid	8082/DOD	8031
MB 240-8031/19-A	Method Blank	Total/NA	Solid	8082/DOD	8031

General Chemistry

Analysis Batch: 7950

Lab Sample ID	Client Sample ID	Prep Type	Matrix	Method	Prep Batch
240-1619-1	LL3SB-414M-0101-SO	Total/NA	Solid	Moisture	
240-1619-1 DU	LL3SB-414M-0101-SO	Total/NA	Solid	Moisture	
240-1619-2	LL3SB-414M-0102-SO	Total/NA	Solid	Moisture	
240-1619-3	LL3SB-414M-0103-SO	Total/NA	Solid	Moisture	
240-1619-4	LL3SB-412M-0101-SO	Total/NA	Solid	Moisture	
240-1619-5	LL3SB-412M-0102-SO	Total/NA	Solid	Moisture	
240-1619-6	LL3SB-424M-0001-SO	Total/NA	Solid	Moisture	
240-1619-7	LL3SB-423M-0001-SO	Total/NA	Solid	Moisture	
240-1619-8	LL3SB-413M-0101-SO	Total/NA	Solid	Moisture	
240-1619-9	LL3SB-413M-0102-SO	Total/NA	Solid	Moisture	
240-1619-10	LL3SB-413M-0103-SO	Total/NA	Solid	Moisture	
240-1619-10 DU	LL3SB-413M-0103-SO	Total/NA	Solid	Moisture	

Lab Chronicle

Client: Prudent Technologies, Inc
Project/Site: RVAAP

TestAmerica Job ID: 240-1619-1

Client Sample ID: LL3SB-414M-0101-SO — Lab Sample ID: 240-1619-1

Date Collected: 06/29/11 17:30 — **Matrix: Solid**
Date Received: 07/01/11 16:47 — **Percent Solids: 99.3**

Prep Type	Batch Type	Batch Method	Run	Dilution Factor	Batch Number	Prepared Or Analyzed	Analyst	Lab
Total/NA	Leach	Increm, Prep			7730	07/08/11 13:30	DJ	TAL NC
Total/NA	Prep	3540C			8076	07/12/11 10:53	AK	TAL NC
Total/NA	Analysis	8270C/DoD		2	10353	07/31/11 17:09	MU	TAL NC
Total/NA	Analysis	Moisture		1	7950	07/11/11 12:41	CN	TAL NC

Client Sample ID: LL3SB-414M-0102-SO — Lab Sample ID: 240-1619-2

Date Collected: 06/29/11 17:30 — **Matrix: Solid**
Date Received: 07/01/11 16:47 — **Percent Solids: 99.4**

Prep Type	Batch Type	Batch Method	Run	Dilution Factor	Batch Number	Prepared Or Analyzed	Analyst	Lab
Total/NA	Leach	Increm, Prep			7730	07/08/11 13:30	DJ	TAL NC
Total/NA	Prep	3540C			8076	07/12/11 10:53	AK	TAL NC
Total/NA	Analysis	8270C/DoD		200	10353	07/31/11 16:50	MU	TAL NC
Total/NA	Analysis	Moisture		1	7950	07/11/11 12:41	CN	TAL NC

Client Sample ID: LL3SB-414M-0103-SO — Lab Sample ID: 240-1619-3

Date Collected: 06/29/11 17:30 — **Matrix: Solid**
Date Received: 07/01/11 16:47 — **Percent Solids: 99.4**

Prep Type	Batch Type	Batch Method	Run	Dilution Factor	Batch Number	Prepared Or Analyzed	Analyst	Lab
Total/NA	Leach	Increm, Prep			7730	07/08/11 13:30	DJ	TAL NC
Total/NA	Prep	3540C			8076	07/12/11 10:53	AK	TAL NC
Total/NA	Analysis	8270C/DoD		1	10353	07/31/11 16:31	MU	TAL NC
Total/NA	Analysis	Moisture		1	7950	07/11/11 12:41	CN	TAL NC

Client Sample ID: LL3SB-412M-0101-SO — Lab Sample ID: 240-1619-4

Date Collected: 06/30/11 10:27 — **Matrix: Solid**
Date Received: 07/01/11 16:47 — **Percent Solids: 98.2**

Prep Type	Batch Type	Batch Method	Run	Dilution Factor	Batch Number	Prepared Or Analyzed	Analyst	Lab
Total/NA	Leach	Increm, Prep			7730	07/08/11 13:30	DJ	TAL NC
Total/NA	Prep	3540C			8031	07/12/11 09:19	SM	TAL NC
Total/NA	Analysis	8082/DOD		1	8466	07/14/11 17:33	CR	TAL NC
Total/NA	Analysis	Moisture		1	7950	07/11/11 12:41	CN	TAL NC

Client Sample ID: LL3SB-412M-0102-SO — Lab Sample ID: 240-1619-5

Date Collected: 06/30/11 10:45 — **Matrix: Solid**
Date Received: 07/01/11 16:47 — **Percent Solids: 98.3**

Prep Type	Batch Type	Batch Method	Run	Dilution Factor	Batch Number	Prepared Or Analyzed	Analyst	Lab
Total/NA	Leach	Increm, Prep			7730	07/08/11 13:30	DJ	TAL NC
Total/NA	Prep	3540C			8031	07/12/11 09:19	SM	TAL NC
Total/NA	Analysis	8082/DOD		1	8466	07/14/11 17:48	CR	TAL NC
Total/NA	Analysis	Moisture		1	7950	07/11/11 12:41	CN	TAL NC

Lab Chronicle

Client: Prudent Technologies, Inc
Project/Site: RVAAP

TestAmerica Job ID: 240-1619-1

Client Sample ID: LL3SB-424M-0001-SO — Lab Sample ID: 240-1619-6

Date Collected: 06/30/11 09:30 — **Matrix: Solid**
Date Received: 07/01/11 16:47 — **Percent Solids: 98.2**

Prep Type	Batch Type	Batch Method	Run	Dilution Factor	Batch Number	Prepared Or Analyzed	Analyst	Lab
Total/NA	Leach	Increm, Prep			7730	07/08/11 13:30	DJ	TAL NC
Total/NA	Prep	3540C			8031	07/12/11 09:19	SM	TAL NC
Total/NA	Analysis	8082/DOD		1	8466	07/14/11 18:02	CR	TAL NC
Total/NA	Analysis	Moisture		1	7950	07/11/11 12:41	CN	TAL NC

Client Sample ID: LL3SB-423M-0001-SO — Lab Sample ID: 240-1619-7

Date Collected: 06/30/11 11:50 — **Matrix: Solid**
Date Received: 07/01/11 16:47 — **Percent Solids: 98.0**

Prep Type	Batch Type	Batch Method	Run	Dilution Factor	Batch Number	Prepared Or Analyzed	Analyst	Lab
Total/NA	Leach	Increm, Prep			7730	07/08/11 13:30	DJ	TAL NC
Total/NA	Prep	3540C			8031	07/12/11 09:19	SM	TAL NC
Total/NA	Analysis	8082/DOD		1	8466	07/14/11 18:17	CR	TAL NC
Total/NA	Analysis	Moisture		1	7950	07/11/11 12:41	CN	TAL NC

Client Sample ID: LL3SB-413M-0101-SO — Lab Sample ID: 240-1619-8

Date Collected: 06/30/11 14:24 — **Matrix: Solid**
Date Received: 07/01/11 16:47 — **Percent Solids: 98.4**

Prep Type	Batch Type	Batch Method	Run	Dilution Factor	Batch Number	Prepared Or Analyzed	Analyst	Lab
Total/NA	Leach	Increm, Prep			7730	07/08/11 13:30	DJ	TAL NC
Total/NA	Prep	3540C			8031	07/12/11 09:19	SM	TAL NC
Total/NA	Analysis	8082/DOD		200	9102	07/20/11 17:19	LH	TAL NC
Total/NA	Analysis	Moisture		1	7950	07/11/11 12:41	CN	TAL NC

Client Sample ID: LL3SB-413M-0102-SO — Lab Sample ID: 240-1619-9

Date Collected: 06/30/11 14:25 — **Matrix: Solid**
Date Received: 07/01/11 16:47 — **Percent Solids: 98.0**

Prep Type	Batch Type	Batch Method	Run	Dilution Factor	Batch Number	Prepared Or Analyzed	Analyst	Lab
Total/NA	Leach	Increm, Prep			7730	07/08/11 13:30	DJ	TAL NC
Total/NA	Prep	3540C			8031	07/12/11 09:19	SM	TAL NC
Total/NA	Analysis	8082/DOD		1	9463	07/23/11 19:36	LH	TAL NC
Total/NA	Analysis	Moisture		1	7950	07/11/11 12:41	CN	TAL NC

Client Sample ID: LL3SB-413M-0103-SO — Lab Sample ID: 240-1619-10

Date Collected: 06/30/11 14:25 — **Matrix: Solid**
Date Received: 07/01/11 16:47 — **Percent Solids: 99.3**

Prep Type	Batch Type	Batch Method	Run	Dilution Factor	Batch Number	Prepared Or Analyzed	Analyst	Lab
Total/NA	Leach	Increm, Prep			7730	07/08/11 13:30	DJ	TAL NC
Total/NA	Prep	3540C			8031	07/12/11 09:19	SM	TAL NC
Total/NA	Analysis	8082/DOD		1	9463	07/23/11 19:51	LH	TAL NC
Total/NA	Analysis	Moisture		1	7950	07/11/11 12:41	CN	TAL NC

Laboratory References:

TAL NC = TestAmerica North Canton, 4101 Shuffel Street NW, North Canton, OH 44720, TEL (330)497-9396

Certification Summary

Client: Prudent Technologies, Inc
Project/Site: RVAAP

TestAmerica Job ID: 240-1619-1

Laboratory	Authority	Program	EPA Region	Certification ID
TestAmerica North Canton	ACLASS	DoD ELAP		ADE-1437
TestAmerica North Canton	California	NELAC	9	01144CA
TestAmerica North Canton	Connecticut	State Program	1	PH-0590
TestAmerica North Canton	Florida	NELAC	4	E87225
TestAmerica North Canton	Georgia	Georgia EPD	4	N/A
TestAmerica North Canton	Illinois	NELAC	5	200004
TestAmerica North Canton	Kansas	NELAC	7	E-10336
TestAmerica North Canton	Kentucky	State Program	4	58
TestAmerica North Canton	Minnesota	NELAC	5	039-999-348
TestAmerica North Canton	Nevada	State Program	9	OH-000482008A
TestAmerica North Canton	New Jersey	NELAC	2	OH001
TestAmerica North Canton	New York	NELAC	2	10975
TestAmerica North Canton	Ohio	OVAP	5	CL0024
TestAmerica North Canton	Pennsylvania	NELAC	3	68-00340
TestAmerica North Canton	USDA	USDA		P330-08-00123
TestAmerica North Canton	West Virginia	West Virginia DEP	3	210
TestAmerica North Canton	Wisconsin	State Program	5	999518190

Accreditation may not be offered or required for all methods and analytes reported in this package. Please contact your project manager for the laboratory's current list of certified methods and analytes.

Chain of Custody Record

TestAmerica
THE LEADER IN ENVIRONMENTAL TESTING

TestAmerica Laboratory location: NORTH CANTON
Regulatory program: ☐ DW ☐ NPDES ☐ RCRA ☒ Other RVAAP

TestAmerica Laboratories, Inc.

Client Contact				
Company Name: PRUDENT TECHNOLOGIES	Client Project Manager: JOHN JENT	Site Contact: JOHN JENT	Lab Contact: MARK LOEB	COC No: 014332
Address: 4242 MEDICAL DR. SUITE 5250	Telephone: 502 439-8005	Telephone: 502 439-8008	Telephone: 330-497-9396	1 of 2 COCs
City/State/Zip: SAN ANTONIO, TX 78229	Email: jjent@prudentweb.com			
Phone: 210 822-9588				
Project Name: LLs 1-4, 12	Method of Shipment/Carrier:			
Project Number: W912QR-10-P-0037	Shipping/Tracking No:			
PO #				

Analysis Turnaround Time (in BUS days)
TAT if different from below _____
☐ 3 weeks
☒ 2 weeks
☐ 1 week
☐ 2 days
☐ 1 day

For lab use only
Walk-in client ☐
Lab pickup ☐
Lab sampling ☐
Job/SDG No:

Analyses

Sample Identification	Sample Date	Sample Time	Matrix: Air	Aqueous	Sediment	Solid	Other:	Containers & Preservatives: H2SO4	HNO3	HCl	NaOH	ZnAc/NaOH	Unpres	Other: MEOH	Filtered Sample (Y/N)	Composite=C / Grab=G	ARSENIC 6010B TAL	7471A HG	8330B NON PULV EXPL	PROPELLANTS	8270C SVOCs	8081 PESTICIDES	8082 PCBS	8270C-LL (PAH)	7196 CR+6	8260B VOC	Sample Specific Notes / Special Instructions:
LL3SB-414M-0101-~~0001~~-50	6-29-2011	1730				X											X							X			
LL3SB-414M-0102-~~0001~~-50	6-29-2011	1730				X											X							X			
LL3SB-414M-0103-~~0001~~-50	6-29-2011	1730				X											X							X			
LL3SB-412M-0101-~~0001~~-50	6-30-2011	10:27				X																	X				
LL3SB-412M-0102-~~0001~~-50	6-30-2011	10:~~27~~ 45				X																	X				
~~LL3SB-412M-0103-0001-50~~	~~6-30-2011~~	~~10:27~~				~~X~~																	~~X~~				
LL3~~SB~~ SS-424M-0001-~~0001~~-50	6-30-2011	0930				X																	X				
LL3SS-423M-0001-~~0001~~-50	6-30-2011	1150				X																	X				
LL3SB-413M-0101-~~0001~~-50	6-30-2011	1424				X																	X				
LL3SB-413M-0102-~~0001~~-50	6-30	1425				X																	X				

Possible Hazard Identification
☒ Non-Hazard ☐ Flammable ☐ Skin Irritant ☐ Poison B ☐ Unknown

Sample Disposal (A fee may be assessed if samples are retained longer than 1 month)
☐ Return to Client ☒ Disposal By Lab ☐ Archive For _____ Months

Special Instructions/QC Requirements & Comments:

Relinquished by:	Company:	Date/Time:	Received by:	Company:	Date/Time:
[signature]	PRUDENT	6-30-2011/1600	[signature]	TAL-NC	6/30/11-1600
[signature]	TAL-NC	6/30/11-1647			
			Received in Laboratory by: [signature]	TAL	6-30-11 1647

©2008, TestAmerica Laboratories, Inc. All rights reserved.
TestAmerica & Design ™ are trademarks of TestAmerica Laboratories, Inc.

TAL 0018-1 (04/10)

Chain of Custody Record

TestAmerica
THE LEADER IN ENVIRONMENTAL TESTING

TestAmerica Laboratory location: NORTH CANTON
Regulatory program: [ ] DW [ ] NPDES [ ] RCRA [X] Other RVAAP

TestAmerica Laboratories, Inc.

Client Contact			
Company Name: PRUDENT TECHNOLOGIES	Client Project Manager: JOHN JENT	Site Contact: JOHN JENT	Lab Contact: MARK LOEB
Address: 4242 MEDICAL DR SUITE 5250	Telephone: 502 439-8005	Telephone: 502 439-8005	Telephone: 330-497-9396
City/State/Zip: SAN ANTONIO, TX 78229	Email: jpjent@prudentweb.com		
Phone: 210 822-9588			
Project Name: LLs 1-4, 12	Method of Shipment/Carrier: COURIER		
Project Number: W912QR-10-P-0037	Shipping/Tracking No:		
PO#			

COC No: 014333
2 of 2 COCs

For lab use only
Walk-in client: [ ]
Lab pickup: [ ]
Lab sampling: [ ]
Job/SDG No:

Analysis Turnaround Time (in BUS days)
TAT if different from below _____
[ ] 3 weeks
[X] 2 weeks
[ ] 1 week
[ ] 2 days
[ ] 1 day

Sample Identification	Sample Date	Sample Time	Matrix: Air	Aqueous	Sediment	Solid	Other:	Containers & Preservatives: H2SO4	HNO3	HCl	NaOH	ZnAc/NaOH	Unpres	Other:	Filtered Sample (Y/N)	Composite=C / Grab=G	6010B TAL	7471A HG	7196 CR+6	8330B NON PULV EXPL	PROPELLANTS	8270C SVOCs	8081 PESTICIDES	8082 PCBs	8270C-LL (PAH)	8260B - VOC	Sample Specific Notes / Special Instructions:
LL35B-413-0103-50	6-30-2011	1425				X																		X			
LAST		ITEM																									

Possible Hazard Identification
[X] Non-Hazard [ ] Flammable [ ] Skin Irritant [ ] Poison B [ ] Unknown

Sample Disposal (A fee may be assessed if samples are retained longer than 1 month)
[ ] Return to Client [X] Disposal By Lab [ ] Archive For _____ Months

Special Instructions/QC Requirements & Comments:

Relinquished by:	Company:	Date/Time:	Received by:	Company:	Date/Time:
[signature]	Prudent	6-30-2011 / 1600	[signature]	TAL-NC	6/30/11 1600
[signature]	TAL-NC	6/30/11 - 1647			
Relinquished by:	Company:	Date/Time:	Received in Laboratory by:	Company:	Date/Time:
			[signature]	TAL	6-30-11 1647

©2008, TestAmerica Laboratories, Inc. All rights reserved.
TestAmerica & Design ™ are trademarks of TestAmerica Laboratories, Inc.

TAL 0018- 1 (04/10)

TestAmerica Cooler Receipt Form/Narrative **Lot Number:** 240-1619
North Canton Facility

Client Prudent Project LLC1-4,12 By: J.R. Clark
Cooler Received on 6-30-11 Opened on 7.1.11 (Signature)
FedEx ☐ UPS ☐ DHL ☐ FAS ☐ Stetson ☐ Client Drop Off ☒ TestAmerica Courier ☐ Other ____
TestAmerica Cooler # No# Multiple Coolers ☐ Foam Box ☐ Client Cooler ☐ Other ____

1. Were custody seals on the outside of the cooler(s)? Yes ☐ No ☒ Intact? Yes ☐ No ☐ NA ☒
   If YES, Quantity ____ Quantity Unsalvageable ____
   Were custody seals on the outside of cooler(s) signed and dated? Yes ☐ No ☐ NA ☒
   Were custody seals on the bottle(s)? Yes ☐ No ☒
   If YES, are there any exceptions? ____
2. Shippers' packing slip attached to the cooler(s)? Yes ☐ No ☒
3. Did custody papers accompany the sample(s)? Yes ☒ No ☐ Relinquished by client? Yes ☒ No ☐
4. Were the custody papers signed in the appropriate place? Yes ☒ No ☐
5. Packing material used: Bubble Wrap ☐ Foam ☐ None ☒ Other ____
6. Cooler temperature upon receipt 3.9 °C See back of form for multiple coolers/temps ☐
   METHOD: IR ☒ Other ☐ ____
   COOLANT: Wet Ice ☒ Blue Ice ☐ Dry Ice ☐ Water ☐ None ☐
7. Did all bottles arrive in good condition (Unbroken)? Yes ☒ No ☐
8. Could all bottle labels be reconciled with the COC? Yes ☒ No ☐
9. Were sample(s) at the correct pH upon receipt? Yes ☐ No ☐ NA ☒
10. Were correct bottle(s) used for the test(s) indicated? Yes ☒ No ☐
11. Were air bubbles >6 mm in any VOA vials? Yes ☐ No ☐ NA ☒
12. Sufficient quantity received to perform indicated analyses? Yes ☒ No ☐
13. Was a trip blank present in the cooler(s)? Yes ☐ No ☒ Were VOAs on the COC? Yes ☐ No ☒

Contacted PM ____ Date ____ by ____ via Verbal ☐ Voice Mail ☐ Other ☐
Concerning ____

14. CHAIN OF CUSTODY

The following discrepancies occurred:

15. SAMPLE CONDITION

Sample(s) ____ were received after the recommended holding time had expired.
Sample(s) ____ were received in a broken container.
Sample(s) ____ were received with bubble >6 mm in diameter. (Notify PM)

16. SAMPLE PRESERVATION

Sample(s) ____ were further preserved in Sample Receiving to meet recommended pH level(s). *Nitric Acid Lot#* 100110-HNO_3; *Sulfuric Acid Lot#* 110410-H_2SO_4; *Sodium Hydroxide Lot#* 100108-*NaOH; Hydrochloric Acid Lot#* 092006-*HCl; Sodium Hydroxide and Zinc Acetate Lot#* 100108-$(CH_3COO)_2ZN/NaOH$. What time was preservative added to sample(s)? ____

Client ID	pH	Date	Initials

TestAmerica Cooler Receipt Form/Narrative
North Canton Facility

Client ID	pH	Date	Initials

Cooler #	Temp. °C	Method	Coolant

Discrepancies Cont'd:

Login Sample Receipt Checklist

Client: Prudent Technologies, Inc

Job Number: 240-1619-1

Login Number: 1619
List Number: 1
Creator: Sutek, Nick

List Source: TestAmerica North Canton

Question	Answer	Comment
Radioactivity either was not measured or, if measured, is at or below background	N/A	
The cooler's custody seal, if present, is intact.	True	
The cooler or samples do not appear to have been compromised or tampered with.	True	
Samples were received on ice.	True	
Cooler Temperature is acceptable.	True	3.9
Cooler Temperature is recorded.	True	
COC is present.	True	
COC is filled out in ink and legible.	True	
COC is filled out with all pertinent information.	True	
Is the Field Sampler's name present on COC?	True	
There are no discrepancies between the sample IDs on the containers and the COC.	True	
Samples are received within Holding Time.	True	
Sample containers have legible labels.	True	
Containers are not broken or leaking.	True	
Sample collection date/times are provided.	True	
Appropriate sample containers are used.	True	
Sample bottles are completely filled.	True	
Sample Preservation Verified.	True	
There is sufficient vol. for all requested analyses, incl. any requested MS/MSDs	True	
VOA sample vials do not have headspace or bubble is <6mm (1/4") in diameter.	True	
Multiphasic samples are not present.	True	
Samples do not require splitting or compositing.	True	
Residual Chlorine Checked.	N/A	

TestAmerica

THE LEADER IN ENVIRONMENTAL TESTING

ANALYTICAL REPORT

TestAmerica Laboratories, Inc.
TestAmerica North Canton
4101 Shuffel Street NW
North Canton, OH 44720
Tel: (330)497-9396

TestAmerica Job ID: 240-1619-2
Client Project/Site: RVAAP

For:
Prudent Technologies, Inc
4242 Medical Drive
Suite 7250
San Antonio, Texas 78229

Attn: Ms. Amanda L. Miller

Authorized for release by:
10/05/2011 09:12:38 AM

Mark Loeb
Project Manager II
mark.loeb@testamericainc.com

LINKS

Review your project results through TotalAccess

Have a Question? Ask The Expert

Visit us at: www.testamericainc.com

This report has been electronically signed and authorized by the signatory. Electronic signature is intended to be the legally binding equivalent of a traditionally handwritten signature.

Table of Contents

Cover Page 1
Table of Contents 2
Definitions/Glossary 3
Case Narrative 4
Method Summary 6
Sample Summary 7
Detection Summary 8
Client Sample Results 9
QC Sample Results 10
QC Association Summary 11
Lab Chronicle 12
Certification Summary 13
Chain of Custody 14
Receipt Checklists 18

Definitions/Glossary

Client: Prudent Technologies, Inc
Project/Site: RVAAP

TestAmerica Job ID: 240-1619-2

Qualifiers

Metals

Qualifier	Qualifier Description
J	Estimated: The analyte was positively identified; the quantitation is an estimation

Glossary

Abbreviation	These commonly used abbreviations may or may not be present in this report.
☼	Listed under the "D" column to designate that the result is reported on a dry weight basis
%R	Percent Recovery
CNF	Contains no Free Liquid
DL, RA, RE, IN	Indicates a Dilution, Reanalysis, Re-extraction, or additional Initial metals/anion analysis of the sample
EDL	Estimated Detection Limit
EPA	United States Environmental Protection Agency
MDL	Method Detection Limit
ML	Minimum Level (Dioxin)
ND	Not detected at the reporting limit (or MDL or EDL if shown)
PQL	Practical Quantitation Limit
RL	Reporting Limit
RPD	Relative Percent Difference, a measure of the relative difference between two points
TEF	Toxicity Equivalent Factor (Dioxin)
TEQ	Toxicity Equivalent Quotient (Dioxin)

Job ID: 240-1619-2

Laboratory: TestAmerica North Canton

Narrative

CASE NARRATIVE

Client: Prudent Technologies, Inc

Project: RVAAP

Report Number: 240-1619-2

With the exceptions noted as flags or footnotes, standard analytical protocols were followed in the analysis of the samples and no problems were encountered or anomalies observed. In addition all laboratory quality control samples were within established control limits, with any exceptions noted below. Each sample was analyzed to achieve the lowest possible reporting limit within the constraints of the method. In some cases, due to interference or analytes present at high concentrations, samples were diluted. For diluted samples, the reporting limits are adjusted relative to the dilution required.

Calculations are performed before rounding to avoid round-off errors in calculated results.

All holding times were met and proper preservation noted for the methods performed on these samples, unless otherwise detailed in the individual sections below.

TestAmerica utilizes USEPA approved methods and DOD QSM, where applicable, in all analytical work. The samples presented in this report were analyzed for the parameter(s) listed on the analytical methods summary page in accordance with the method(s) indicated. A summary of QC data for these analyses is included at the back of the report.

TestAmerica North Canton attests to the validity of the laboratory data generated by TestAmerica facilities reported herein. All analyses performed by TestAmerica facilities were done using established laboratory SOPs that incorporate QA/QC procedures described in the applicable methods. TestAmerica's operations groups have reviewed the data for compliance with the laboratory QA/QC plan, and data have been found to be compliant with laboratory protocols unless otherwise noted below.

All solid sample results are reported on an "as received" basis unless otherwise indicated by the presence of a % solids value in the method header.

This laboratory report is confidential and is intended for the sole use of TestAmerica and its client.

All parameters for which TestAmerica North Canton has certification were evaluated to the limit of detection (LOD) and include qualified results where applicable. Parameters not certified under QSM, if any, were evaluated to the detection limit (DL) and include qualified results where applicable.

The sample(s) that contain constituents flagged with U are undetected. The result associated with this flag is the limit of detection (LOD).

RECEIPT

The samples were received on 07/01/2011; the samples arrived in good condition, properly preserved and on ice. The temperature of the cooler at receipt was 3.9 C.

TOTAL METALS (ICPMS)

Samples LL3SB-414M-0101-SO (240-1619-1), LL3SB-414M-0102-SO (240-1619-2) and LL3SB-414M-0103-SO (240-1619-3) were analyzed for total metals (ICPMS) in accordance with EPA SW-846 Method 6020 DoD. The samples were leached on 07/08/2011, prepared on 09/27/2011 and analyzed on 09/28/2011.

Arsenic was detected in method blank MB 240-16917/1-A at a level that was above the method detection limit but below the reporting limit. The value should be considered an estimate, and has been flagged “J”. If the associated sample reported a result above the MDL and/or RL, the result has been “B” flagged. Refer to the QC report for details.

Job ID: 240-1619-2 (Continued)

Laboratory: TestAmerica North Canton (Continued)

No other difficulties were encountered during the metals analyses. All other quality control parameters were within the acceptance limits.

Method Summary

Client: Prudent Technologies, Inc
Project/Site: RVAAP

TestAmerica Job ID: 240-1619-2

Method	Method Description	Protocol	Laboratory
6020/DOD	Metals (ICP/MS)	SW846	TAL NC

Protocol References:

SW846 = "Test Methods For Evaluating Solid Waste, Physical/Chemical Methods", Third Edition, November 1986 And Its Updates.

Laboratory References:

TAL NC = TestAmerica North Canton, 4101 Shuffel Street NW, North Canton, OH 44720, TEL (330)497-9396

Sample Summary

Client: Prudent Technologies, Inc
Project/Site: RVAAP

TestAmerica Job ID: 240-1619-2

Lab Sample ID	Client Sample ID	Matrix	Collected	Received
240-1619-1	LL3SB-414M-0101-SO	Solid	06/29/11 17:30	07/01/11 16:47
240-1619-2	LL3SB-414M-0102-SO	Solid	06/29/11 17:30	07/01/11 16:47
240-1619-3	LL3SB-414M-0103-SO	Solid	06/29/11 17:30	07/01/11 16:47

Detection Summary

Client: Prudent Technologies, Inc
Project/Site: RVAAP

TestAmerica Job ID: 240-1619-2

Client Sample ID: LL3SB-414M-0101-SO — Lab Sample ID: 240-1619-1

Analyte	Result	Qualifier	LOQ	DL	Unit	Dil Fac	D	Method	Prep Type
Arsenic	11		0.50	0.052	mg/Kg	1	☼	6020/DOD	Total/NA

Client Sample ID: LL3SB-414M-0102-SO — Lab Sample ID: 240-1619-2

Analyte	Result	Qualifier	LOQ	DL	Unit	Dil Fac	D	Method	Prep Type
Arsenic	7.5		0.47	0.050	mg/Kg	1	☼	6020/DOD	Total/NA

Client Sample ID: LL3SB-414M-0103-SO — Lab Sample ID: 240-1619-3

Analyte	Result	Qualifier	LOQ	DL	Unit	Dil Fac	D	Method	Prep Type
Arsenic	9.5		0.47	0.049	mg/Kg	1	☼	6020/DOD	Total/NA

Client Sample Results

Client: Prudent Technologies, Inc
Project/Site: RVAAP

TestAmerica Job ID: 240-1619-2

Client Sample ID: LL3SB-414M-0101-SO

Lab Sample ID: 240-1619-1
Date Collected: 06/29/11 17:30
Matrix: Solid
Date Received: 07/01/11 16:47
Percent Solids: 99.3

Method: 6020/DOD - Metals (ICP/MS)

Analyte	Result	Qualifier	LOQ	DL	Unit	D	Prepared	Analyzed	Dil Fac
Arsenic	11		0.50	0.052	mg/Kg	☼	09/27/11 11:54	09/28/11 08:05	1

Client Sample ID: LL3SB-414M-0102-SO

Lab Sample ID: 240-1619-2
Date Collected: 06/29/11 17:30
Matrix: Solid
Date Received: 07/01/11 16:47
Percent Solids: 99.4

Method: 6020/DOD - Metals (ICP/MS)

Analyte	Result	Qualifier	LOQ	DL	Unit	D	Prepared	Analyzed	Dil Fac
Arsenic	7.5		0.47	0.050	mg/Kg	☼	09/27/11 11:54	09/28/11 08:38	1

Client Sample ID: LL3SB-414M-0103-SO

Lab Sample ID: 240-1619-3
Date Collected: 06/29/11 17:30
Matrix: Solid
Date Received: 07/01/11 16:47
Percent Solids: 99.4

Method: 6020/DOD - Metals (ICP/MS)

Analyte	Result	Qualifier	LOQ	DL	Unit	D	Prepared	Analyzed	Dil Fac
Arsenic	9.5		0.47	0.049	mg/Kg	☼	09/27/11 11:54	09/28/11 08:43	1

QC Sample Results

Client: Prudent Technologies, Inc
Project/Site: RVAAP

TestAmerica Job ID: 240-1619-2

Method: 6020/DOD - Metals (ICP/MS)

Lab Sample ID: MB 240-16917/1-A — **Client Sample ID: Method Blank**
Matrix: Solid — **Prep Type: Total/NA**
Analysis Batch: 17129 — **Prep Batch: 16917**

Analyte	MB Result	MB Qualifier	LOQ	DL	Unit	D	Prepared	Analyzed	Dil Fac
Arsenic	0.114	J	0.50	0.052	mg/Kg		09/27/11 11:54	09/28/11 07:53	1

Lab Sample ID: LCS 240-16917/2-A — **Client Sample ID: Lab Control Sample**
Matrix: Solid — **Prep Type: Total/NA**
Analysis Batch: 17129 — **Prep Batch: 16917**

Analyte	Spike Added	LCS Result	LCS Qualifier	Unit	D	% Rec	% Rec. Limits
Arsenic	100	81.2		mg/Kg		81	73 - 110

Lab Sample ID: 240-1619-1 MS — **Client Sample ID: LL3SB-414M-0101-SO**
Matrix: Solid — **Prep Type: Total/NA**
Analysis Batch: 17129 — **Prep Batch: 16917**

Analyte	Sample Result	Sample Qualifier	Spike Added	MS Result	MS Qualifier	Unit	D	% Rec	% Rec. Limits
Arsenic	11		9.97	18.2		mg/Kg	☼	76	23 - 131

Lab Sample ID: 240-1619-1 MSD — **Client Sample ID: LL3SB-414M-0101-SO**
Matrix: Solid — **Prep Type: Total/NA**
Analysis Batch: 17129 — **Prep Batch: 16917**

Analyte	Sample Result	Sample Qualifier	Spike Added	MSD Result	MSD Qualifier	Unit	D	% Rec	% Rec. Limits	RPD	RPD Limit
Arsenic	11		9.97	17.7		mg/Kg	☼	72	23 - 131	3	20

QC Association Summary

Client: Prudent Technologies, Inc
Project/Site: RVAAP

TestAmerica Job ID: 240-1619-2

Metals

Leach Batch: 7730

Lab Sample ID	Client Sample ID	Prep Type	Matrix	Method	Prep Batch
240-1619-1	LL3SB-414M-0101-SO	Total/NA	Solid	Increm, Prep	
240-1619-1 MS	LL3SB-414M-0101-SO	Total/NA	Solid	Increm, Prep	
240-1619-1 MSD	LL3SB-414M-0101-SO	Total/NA	Solid	Increm, Prep	
240-1619-2	LL3SB-414M-0102-SO	Total/NA	Solid	Increm, Prep	
240-1619-3	LL3SB-414M-0103-SO	Total/NA	Solid	Increm, Prep	

Prep Batch: 16917

Lab Sample ID	Client Sample ID	Prep Type	Matrix	Method	Prep Batch
240-1619-1	LL3SB-414M-0101-SO	Total/NA	Solid	3050B	7730
240-1619-1 MS	LL3SB-414M-0101-SO	Total/NA	Solid	3050B	7730
240-1619-1 MSD	LL3SB-414M-0101-SO	Total/NA	Solid	3050B	7730
240-1619-2	LL3SB-414M-0102-SO	Total/NA	Solid	3050B	7730
240-1619-3	LL3SB-414M-0103-SO	Total/NA	Solid	3050B	7730
LCS 240-16917/2-A	Lab Control Sample	Total/NA	Solid	3050B	
MB 240-16917/1-A	Method Blank	Total/NA	Solid	3050B	

Analysis Batch: 17129

Lab Sample ID	Client Sample ID	Prep Type	Matrix	Method	Prep Batch
240-1619-1	LL3SB-414M-0101-SO	Total/NA	Solid	6020/DOD	16917
240-1619-1 MS	LL3SB-414M-0101-SO	Total/NA	Solid	6020/DOD	16917
240-1619-1 MSD	LL3SB-414M-0101-SO	Total/NA	Solid	6020/DOD	16917
240-1619-2	LL3SB-414M-0102-SO	Total/NA	Solid	6020/DOD	16917
240-1619-3	LL3SB-414M-0103-SO	Total/NA	Solid	6020/DOD	16917
LCS 240-16917/2-A	Lab Control Sample	Total/NA	Solid	6020/DOD	16917
MB 240-16917/1-A	Method Blank	Total/NA	Solid	6020/DOD	16917

Lab Chronicle

Client: Prudent Technologies, Inc
Project/Site: RVAAP

TestAmerica Job ID: 240-1619-2

Client Sample ID: LL3SB-414M-0101-SO

Lab Sample ID: 240-1619-1
Date Collected: 06/29/11 17:30
Matrix: Solid
Date Received: 07/01/11 16:47
Percent Solids: 99.3

Prep Type	Batch Type	Batch Method	Run	Dilution Factor	Batch Number	Prepared Or Analyzed	Analyst	Lab
Total/NA	Leach	Increm, Prep			7730	07/08/11 13:30	DJ	TAL NC
Total/NA	Prep	3050B			16917	09/27/11 11:54	AS	TAL NC
Total/NA	Analysis	6020/DOD		1	17129	09/28/11 08:05	KC	TAL NC

Client Sample ID: LL3SB-414M-0102-SO

Lab Sample ID: 240-1619-2
Date Collected: 06/29/11 17:30
Matrix: Solid
Date Received: 07/01/11 16:47
Percent Solids: 99.4

Prep Type	Batch Type	Batch Method	Run	Dilution Factor	Batch Number	Prepared Or Analyzed	Analyst	Lab
Total/NA	Leach	Increm, Prep			7730	07/08/11 13:30	DJ	TAL NC
Total/NA	Prep	3050B			16917	09/27/11 11:54	AS	TAL NC
Total/NA	Analysis	6020/DOD		1	17129	09/28/11 08:38	KC	TAL NC

Client Sample ID: LL3SB-414M-0103-SO

Lab Sample ID: 240-1619-3
Date Collected: 06/29/11 17:30
Matrix: Solid
Date Received: 07/01/11 16:47
Percent Solids: 99.4

Prep Type	Batch Type	Batch Method	Run	Dilution Factor	Batch Number	Prepared Or Analyzed	Analyst	Lab
Total/NA	Leach	Increm, Prep			7730	07/08/11 13:30	DJ	TAL NC
Total/NA	Prep	3050B			16917	09/27/11 11:54	AS	TAL NC
Total/NA	Analysis	6020/DOD		1	17129	09/28/11 08:43	KC	TAL NC

Laboratory References:
TAL NC = TestAmerica North Canton, 4101 Shuffel Street NW, North Canton, OH 44720, TEL (330)497-9396

Certification Summary

Client: Prudent Technologies, Inc
Project/Site: RVAAP

TestAmerica Job ID: 240-1619-2

Laboratory	Authority	Program	EPA Region	Certification ID
TestAmerica North Canton	ACLASS	DoD ELAP		ADE-1437
TestAmerica North Canton	California	NELAC	9	01144CA
TestAmerica North Canton	Connecticut	State Program	1	PH-0590
TestAmerica North Canton	Florida	NELAC	4	E87225
TestAmerica North Canton	Georgia	Georgia EPD	4	N/A
TestAmerica North Canton	Illinois	NELAC	5	200004
TestAmerica North Canton	Kansas	NELAC	7	E-10336
TestAmerica North Canton	Kentucky	State Program	4	58
TestAmerica North Canton	Minnesota	NELAC	5	039-999-348
TestAmerica North Canton	Nevada	State Program	9	OH-000482008A
TestAmerica North Canton	New Jersey	NELAC	2	OH001
TestAmerica North Canton	New York	NELAC	2	10975
TestAmerica North Canton	Ohio	OVAP	5	CL0024
TestAmerica North Canton	Pennsylvania	NELAC	3	68-00340
TestAmerica North Canton	USDA	USDA		P330-11-00328
TestAmerica North Canton	Virginia	NELAC Secondary AB	3	460175
TestAmerica North Canton	West Virginia	West Virginia DEP	3	210
TestAmerica North Canton	Wisconsin	State Program	5	999518190

Accreditation may not be offered or required for all methods and analytes reported in this package. Please contact your project manager for the laboratory's current list of certified methods and analytes.

Chain of Custody Record

TestAmerica
THE LEADER IN ENVIRONMENTAL TESTING

TestAmerica Laboratory location: NORTH CANTON
Regulatory program: ☐ DW ☐ NPDES ☐ RCRA ☒ Other RVAAP

TestAmerica Laboratories, Inc.

Client Contact				
Company Name: PRUDENT TECHNOLOGIES	Client Project Manager: JOHN JENT	Site Contact: JOHN JENT	Lab Contact: MARK LOEB	COC No: 014332
Address: 4242 MEDICAL DR. SUITE 5250	Telephone: 502 439-8005	Telephone: 502 439-8008	Telephone: 330-497-9396	1 of 2 COCs
City/State/Zip: SAN ANTONIO, TX 78229	Email: jjent@prudentweb.com	Analysis Turnaround Time (in BUS days)		For lab use only
Phone: 210 822-9588		TAT if different from below ____		Walk-in client ☐
Project Name: LLs 1-4, 12	Method of Shipment/Carrier:	☐ 3 weeks ☒ 2 weeks ☐ 1 week ☐ 2 days ☐ 1 day		Lab pickup ☐ Lab sampling ☐
Project Number: W912QR-10-P-0037	Shipping/Tracking No:			Job/SDG No:
PO #				

Analyses

Sample Identification	Sample Date	Sample Time	Matrix: Air	Aqueous	Sediment	Solid	Other:	Containers & Preservatives: H2SO4	HNO3	HCl	NaOH	ZnAc/NaOH	Unpres	Other: MEOH	Filtered Sample (Y/N)	Composite=C / Grab=G	ARSENIC 6010B TAL	7471A HG	8330B NON PULV EXPL	PROPELLANTS	8270C SVOCs	8081 PESTICIDES	8082 PCBS	8270C-LL (PAH)	7196 CR+6	8260B VOC	Sample Specific Notes / Special Instructions:
LL3SB-414M-0101-~~0001~~-50	6-29-2011	1730				X											X							X			
LL3SB-414M-0102-~~0001~~-50	6-29-2011	1730				X											X							X			
LL3SB-414M-0103-~~0001~~-50	6-29-2011	1730				X											X							X			
LL3SB-412M-0101-~~0001~~-50	6-30-2011	10:27				X																	X				
LL3SB-412M-0102-~~0001~~-50	6-30-2011	10:~~27~~ 45				X																	X				
~~LL3SB-412M-0103-0001-50~~	~~6-30-2011~~	~~10:27~~				~~X~~																	~~X~~				
LL3~~SB~~SS-424M-0001-~~0001~~-50	6-30-2011	0930				X																	X				
LL3SS-423M-0001-~~0001~~-50	6-30-2011	1150				X																	X				
LL3SB-413M-0101-~~0001~~-50	6-30-2011	1424				X																	X				
LL3SB-413M-0102-~~0001~~-50	6-30	1425				X																	X				

Possible Hazard Identification: ☒ Non-Hazard ☐ Flammable ☐ Skin Irritant ☐ Poison B ☐ Unknown

Sample Disposal (A fee may be assessed if samples are retained longer than 1 month): ☐ Return to Client ☒ Disposal By Lab ☐ Archive For ____ Months

Special Instructions/QC Requirements & Comments:

Relinquished by:	Company:	Date/Time:	Received by:	Company:	Date/Time:
[signature]	PRUDENT	6-30-2011/1600	[signature]	TAL-NC	6/30/11-1600
[signature]	TAL-NC	6/30/11-1647			
			Received in Laboratory by: [signature]	TAL	6-30-11 1647

©2008, TestAmerica Laboratories, Inc. All rights reserved.
TestAmerica & Design ™ are trademarks of TestAmerica Laboratories, Inc.

TAL 0018-1 (04/10)

Chain of Custody Record

TestAmerica
THE LEADER IN ENVIRONMENTAL TESTING

TestAmerica Laboratory location: NORTH CANTON
Regulatory program: ☐ DW ☐ NPDES ☐ RCRA ☒ Other RVAAP

TestAmerica Laboratories, Inc.

Client Contact				
Company Name: PRUDENT TECHNOLOGIES	Client Project Manager: JOHN JENT	Site Contact: JOHN JENT	Lab Contact: MARK LOEB	COC No: 014333
Address: 4242 MEDICAL DR SUITE 5250	Telephone: 502 439-8005	Telephone: 502 439-8005	Telephone: 330-497-9396	2 of 2 COCs
City/State/Zip: SAN ANTONIO, TX 78229	Email: jpjent@prudentweb.com	Analysis Turnaround Time (in BUS days)		For lab use only
Phone: 210 822-9588		TAT if different from below ____		Walk-in client ☐
Project Name: LLs 1-4, 12	Method of Shipment/Carrier: COURIER	☐ 3 weeks ☒ 2 weeks ☐ 1 week ☐ 2 days ☐ 1 day		Lab pickup ☐ Lab sampling ☐
Project Number: W912QR-10-P-0037	Shipping/Tracking No:			Job/SDG No:
PO #				

Sample Identification	Sample Date	Sample Time	Matrix: Air	Aqueous	Sediment	Solid	Other:	Containers & Preservatives: H2SO4	HNO3	HCl	NaOH	ZnAc/NaOH	Unpres	Other:	Filtered Sample (Y/N)	Composite=C / Grab=G	Analyses: 6010B TAL	7471A HG	7196 CR+6	8330B NON PULV EXPL	PROPELLANTS	8270C SVOCs	8081 PESTICIDES	8082 PCBs	8270C-LL (PAH)	8260B-VOC	Sample Specific Notes / Special Instructions:
LL35B-413-0103-50	6-30-2011	1425				X																		X			
LAST ITEM																											

Possible Hazard Identification: ☒ Non-Hazard ☐ Flammable ☐ Skin Irritant ☐ Poison B ☐ Unknown

Sample Disposal (A fee may be assessed if samples are retained longer than 1 month): ☐ Return to Client ☒ Disposal By Lab ☐ Archive For ____ Months

Special Instructions/QC Requirements & Comments:

Relinquished by:	Company:	Date/Time:	Received by:	Company:	Date/Time:
[signature]	Prudent	6-30-2011/1600	[signature]	TAL-NC	6/30/11 1600
[signature]	TAL-NC	6/30/11 - 1647			
			Received in Laboratory by: [signature]	TAL	6-30-11 1647

©2008, TestAmerica Laboratories, Inc. All rights reserved.
TestAmerica & Design ™ are trademarks of TestAmerica Laboratories, Inc.

TAL 0018- 1 (04/10)

TestAmerica Cooler Receipt Form/Narrative **Lot Number:** 240-1619
North Canton Facility

Client Prudent Project LLC1-4,12 By: J.R. Clark
Cooler Received on 6-30-11 Opened on 7.1.11 (Signature)
FedEx ☐ UPS ☐ DHL ☐ FAS ☐ Stetson ☐ Client Drop Off ☒ TestAmerica Courier ☐ Other _____
TestAmerica Cooler # No# Multiple Coolers ☐ Foam Box ☐ Client Cooler ☐ Other _____

1. Were custody seals on the outside of the cooler(s)? Yes ☐ No ☒ Intact? Yes ☐ No ☐ NA ☒
   If YES, Quantity_____ Quantity Unsalvageable_____
   Were custody seals on the outside of cooler(s) signed and dated? Yes ☐ No ☐ NA ☒
   Were custody seals on the bottle(s)? Yes ☐ No ☒
   If YES, are there any exceptions? _____
2. Shippers' packing slip attached to the cooler(s)? Yes ☐ No ☒
3. Did custody papers accompany the sample(s)? Yes ☒ No ☐ Relinquished by client? Yes ☒ No ☐
4. Were the custody papers signed in the appropriate place? Yes ☒ No ☐
5. Packing material used: Bubble Wrap ☐ Foam ☐ None ☒ Other _____
6. Cooler temperature upon receipt 3.9 °C See back of form for multiple coolers/temps ☐
   METHOD: IR ☒ Other ☐ _____
   COOLANT: Wet Ice ☒ Blue Ice ☐ Dry Ice ☐ Water ☐ None ☐
7. Did all bottles arrive in good condition (Unbroken)? Yes ☒ No ☐
8. Could all bottle labels be reconciled with the COC? Yes ☒ No ☐
9. Were sample(s) at the correct pH upon receipt? Yes ☐ No ☐ NA ☒
10. Were correct bottle(s) used for the test(s) indicated? Yes ☒ No ☐
11. Were air bubbles >6 mm in any VOA vials? Yes ☐ No ☐ NA ☒
12. Sufficient quantity received to perform indicated analyses? Yes ☒ No ☐
13. Was a trip blank present in the cooler(s)? Yes ☐ No ☒ Were VOAs on the COC? Yes ☐ No ☒

Contacted PM _____ Date _____ by _____ via Verbal ☐ Voice Mail ☐ Other ☐
Concerning _____

14. CHAIN OF CUSTODY

The following discrepancies occurred:

_____

15. SAMPLE CONDITION

Sample(s)_____ were received after the recommended holding time had expired.
Sample(s)_____ were received in a broken container.
Sample(s)_____ were received with bubble >6 mm in diameter. (Notify PM)

16. SAMPLE PRESERVATION

Sample(s) _____ were further preserved in Sample Receiving to meet recommended pH level(s). *Nitric Acid Lot#* 100110-HNO_3; *Sulfuric Acid Lot#* 110410-H_2SO_4; *Sodium Hydroxide Lot#* 100108-*NaOH; Hydrochloric Acid Lot#* 092006-*HCl; Sodium Hydroxide and Zinc Acetate Lot#* 100108-$(CH_3COO)_2ZN/NaOH$. What time was preservative added to sample(s)? _____

Client ID	pH	Date	Initials

TestAmerica Cooler Receipt Form/Narrative
North Canton Facility

Client ID	pH	Date	Initials

Cooler #	Temp. °C	Method	Coolant

Discrepancies Cont'd:

Login Sample Receipt Checklist

Client: Prudent Technologies, Inc

Job Number: 240-1619-2

Login Number: 1619
List Number: 1
Creator: Sutek, Nick

List Source: TestAmerica North Canton

Question	Answer	Comment
Radioactivity either was not measured or, if measured, is at or below background	N/A	
The cooler's custody seal, if present, is intact.	True	
The cooler or samples do not appear to have been compromised or tampered with.	True	
Samples were received on ice.	True	
Cooler Temperature is acceptable.	True	3.9
Cooler Temperature is recorded.	True	
COC is present.	True	
COC is filled out in ink and legible.	True	
COC is filled out with all pertinent information.	True	
Is the Field Sampler's name present on COC?	True	
There are no discrepancies between the sample IDs on the containers and the COC.	True	
Samples are received within Holding Time.	True	
Sample containers have legible labels.	True	
Containers are not broken or leaking.	True	
Sample collection date/times are provided.	True	
Appropriate sample containers are used.	True	
Sample bottles are completely filled.	True	
Sample Preservation Verified.	True	
There is sufficient vol. for all requested analyses, incl. any requested MS/MSDs	True	
VOA sample vials do not have headspace or bubble is <6mm (1/4") in diameter.	True	
Multiphasic samples are not present.	True	
Samples do not require splitting or compositing.	True	
Residual Chlorine Checked.	N/A	

TestAmerica

THE LEADER IN ENVIRONMENTAL TESTING

ANALYTICAL REPORT

TestAmerica Laboratories, Inc.
TestAmerica North Canton
4101 Shuffel Street NW
North Canton, OH 44720
Tel: (330)497-9396

TestAmerica Job ID: 240-1620-1
Client Project/Site: RVAAP

For:
Prudent Technologies, Inc
4242 Medical Drive
Suite 7250
San Antonio, Texas 78229

Attn: Ms. Amanda L. Miller

Authorized for release by:
09/26/2011 02:52:26 PM

Mark Loeb
Project Manager II
mark.loeb@testamericainc.com

LINKS

Review your project results through TotalAccess

Have a Question? Ask The Expert

Visit us at: www.testamericainc.com

This report has been electronically signed and authorized by the signatory. Electronic signature is intended to be the legally binding equivalent of a traditionally handwritten signature.

Table of Contents

Cover Page 1
Table of Contents 2
Definitions/Glossary 3
Case Narrative 4
Method Summary 7
Sample Summary 8
Detection Summary 9
Client Sample Results 12
Surrogate Summary 24
QC Sample Results 26
QC Association Summary 40
Lab Chronicle 45
Certification Summary 48
Chain of Custody 49
Receipt Checklists 52

Qualifiers

GC/MS VOA

Qualifier	Qualifier Description
U	Undetected at the Limit of Detection.
J	Estimated: The analyte was positively identified; the quantitation is an estimation
Q	One or more quality control criteria failed.

GC/MS Semi VOA

Qualifier	Qualifier Description
U	Undetected at the Limit of Detection.
M	Manual integrated compound.
J	Estimated: The analyte was positively identified; the quantitation is an estimation

GC Semi VOA

Qualifier	Qualifier Description
U	Undetected at the Limit of Detection.
Q	One or more quality control criteria failed.
J	Estimated: The quantitation is an estimation due to discrepancies in meeting certain analyte-specific quality control criteria.
M	Manual integrated compound.

Metals

Qualifier	Qualifier Description
J	Estimated: The analyte was positively identified; the quantitation is an estimation
U	Undetected at the Limit of Detection.
D	The reported value is from a dilution.

General Chemistry

Qualifier	Qualifier Description
J	Estimated: The analyte was positively identified; the quantitation is an estimation
U	Undetected at the Limit of Detection.

Glossary

Abbreviation	These commonly used abbreviations may or may not be present in this report.
☼	Listed under the "D" column to designate that the result is reported on a dry weight basis
%R	Percent Recovery
DL, RA, RE, IN	Indicates a Dilution, Reanalysis, Re-extraction, or additional Initial metals/anion analysis of the sample
EDL	Estimated Detection Limit
EPA	United States Environmental Protection Agency
MDL	Method Detection Limit
ML	Minimum Level (Dioxin)
ND	Not detected at the reporting limit (or MDL or EDL if shown)
PQL	Practical Quantitation Limit
RL	Reporting Limit
RPD	Relative Percent Difference, a measure of the relative difference between two points
TEF	Toxicity Equivalent Factor (Dioxin)
TEQ	Toxicity Equivalent Quotient (Dioxin)

Job ID: 240-1620-1

Laboratory: TestAmerica North Canton

Narrative

CASE NARRATIVE

Client: Prudent Technologies, Inc

Project: RVAAP

Report Number: 240-1620-1

With the exceptions noted as flags or footnotes, standard analytical protocols were followed in the analysis of the samples and no problems were encountered or anomalies observed. In addition all laboratory quality control samples were within established control limits, with any exceptions noted below. Each sample was analyzed to achieve the lowest possible reporting limit within the constraints of the method. In some cases, due to interference or analytes present at high concentrations, samples were diluted. For diluted samples, the reporting limits are adjusted relative to the dilution required.

Calculations are performed before rounding to avoid round-off errors in calculated results.

All holding times were met and proper preservation noted for the methods performed on these samples, unless otherwise detailed in the individual sections below.

TestAmerica utilizes USEPA approved methods and DOD QSM, where applicable, in all analytical work. The samples presented in this report were analyzed for the parameter(s) listed on the analytical methods summary page in accordance with the method(s) indicated. A summary of QC data for these analyses is included at the back of the report.

TestAmerica North Canton attests to the validity of the laboratory data generated by TestAmerica facilities reported herein. All analyses performed by TestAmerica facilities were done using established laboratory SOPs that incorporate QA/QC procedures described in the applicable methods. TestAmerica's operations groups have reviewed the data for compliance with the laboratory QA/QC plan, and data have been found to be compliant with laboratory protocols unless otherwise noted below.

All solid sample results are reported on an "as received" basis unless otherwise indicated by the presence of a % solids value in the method header.

This laboratory report is confidential and is intended for the sole use of TestAmerica and its client.

All parameters for which TestAmerica North Canton has certification were evaluated to the limit of detection (LOD) and include qualified results where applicable. Parameters not certified under QSM, if any, were evaluated to the detection limit (DL) and include qualified results where applicable.

The sample(s) that contain constituents flagged with U are undetected. The result associated with this flag is the limit of detection (LOD).

RECEIPT

The samples were received on 06/29/2011; the samples arrived in good condition, properly preserved and on ice. The temperature of the cooler at receipt was 2.0 C.

VOLATILE ORGANIC COMPOUNDS (GC-MS)

Samples CHASS-0001V-0001-SO (240-1620-6) and CHASS-0002V-0001-SO (240-1620-7) were analyzed for volatile organic compounds (GC-MS) in accordance with EPA SW-846 Method 8260B DoD. The samples were analyzed on 07/08/2011.

4-Bromofluorobenzene (Surr) and Toluene-d8 (Surr) failed the surrogate recovery criteria low for samples CHASS-0001V-0001-SO (240-1620-6), CHASS-0002V-0001-SO (240-1620-7), MB 240-7596/6-A, LCS 240-7596/7-A, and 240-1585-E-8-B MS. There was insufficient sample to perform a re-extraction; therefore, the data have been reported. Refer to the QC report for details.

No other difficulties were encountered during the VOCs analyses. All other quality control parameters were within the acceptance limits.

Job ID: 240-1620-1 (Continued)

Laboratory: TestAmerica North Canton (Continued)

SEMIVOLATILE ORGANIC COMPOUNDS (GC MS)

Samples LL3SB-415M-0101-SO (240-1620-1), LL3SB-415M-0102-SO (240-1620-2), LL3SB-415M-0103-SO (240-1620-3), CHASS-0001M-0001-SO (240-1620-4) and CHASS-0002M-0001-SO (240-1620-5) were analyzed for semivolatile organic compounds (GC MS) in accordance with EPA SW-846 Method 8270 DoD. The samples were leached on 07/08/2011, prepared on 07/12/2011 and analyzed on 07/31/2011.

Bis(2-ethylhexyl) phthalate was detected in method blank MB 240-8076/14-A at a level that was above the method detection limit but below the reporting limit. The value should be considered an estimate, and has been flagged “J”. If the associated sample reported a result above the MDL and/or RL, the result has been “B” flagged. Refer to the QC report for details.

4,6-Dinitro-2-methylphenol, Benzyl alcohol, Dibenz(a,h)anthracene and Pentachlorophenol failed the recovery criteria low for the MS and of sample 240-1650-8 in batch 240-10353. For the MSD of sample 240-1650-8 in batch 240-10353, 4,6-Dinitro-2-methylphenol, Benzyl alcohol, Dibenz(a,h)anthracene and Pentachlorophenol failed the recovery criteria low. 2,4-Dinitrotoluene failed the recovery criteria high. Also, Dibenz(a,h)anthracene exceeded the rpd limit.

The presence of the '4' qualifier in the data indicates analytes where the concentration in the unspiked sample exceeded four times the spiking amount. Refer to the QC report for details.

The following sample was diluted due to the nature of the sample matrix: LL2SB-513M-0102-SO. Elevated reporting limits (RLs) are provided.

No other difficulties were encountered during the SVOCs analyses. All other quality control parameters were within the acceptance limits.

CHLORINATED PESTICIDES

Samples CHASS-0001M-0001-SO (240-1620-4) and CHASS-0002M-0001-SO (240-1620-5) were analyzed for chlorinated pesticides in accordance with EPA SW-846 Method 8081A DoD. The samples were leached on 07/08/2011, prepared on 07/12/2011 and analyzed on 07/29/2011.

Toxaphene was detected in method blank MB 240-8071/1-A at a level that was above the method detection limit but below the reporting limit. The value should be considered an estimate, and has been flagged “J”. If the associated sample reported a result above the MDL and/or RL, the result has been “B” flagged. Refer to the QC report for details.

DCB Decachlorobiphenyl failed the surrogate recovery criteria high for CHASS-0002M-0001-SOMS (240-1620-5MS). Refer to the QC report for details.

Samples CHASS-0001M-0001-SO (240-1620-4)[2X] and CHASS-0002M-0001-SO (240-1620-5)[2X] required dilution prior to analysis. The reporting limits have been adjusted accordingly.

Either TCMX (surrogate) and / or DCB (surrogate) results are reported from the confirmation column for the associated samplesCHASS-0001M-0001-SO, CHASS-0002M-0001-SO and batch 8071 method blank (MB), laboratory control sample (LCS), matrix spike (MS), and matrix spike duplicate(MSD)

The closing continuing calibration verification (CCV) for analytical batch 8071 exceeded control criteria. Heptachlor, DDT, Endrin aldehyde, Methoxychlor, and Endrin Ketone were biased below the lower control limit. The associated samples CHASS-0001M-0001-SO, CHASS-0002M-0001-SO were non-detect for any analyte; therefore the data have been reported.

No other difficulties were encountered during the pesticides analyses. All other quality control parameters were within the acceptance limits.

POLYCHLORINATED BIPHENYLS (PCBS)

Samples CHASS-0001M-0001-SO (240-1620-4) and CHASS-0002M-0001-SO (240-1620-5) were analyzed for polychlorinated biphenyls (PCBs) in accordance with EPA SW-846 Method 8082 DOD. The samples were leached on 07/08/2011, prepared on 07/12/2011 and analyzed on 07/20/2011.

Job ID: 240-1620-1 (Continued)

Laboratory: TestAmerica North Canton (Continued)

No difficulties were encountered during the PCBs analyses. All quality control parameters were within the acceptance limits.

TOTAL METALS (ICPMS)

Samples LL3SB-415M-0101-SO (240-1620-1), LL3SB-415M-0102-SO (240-1620-2), LL3SB-415M-0103-SO (240-1620-3), CHASS-0001M-0001-SO (240-1620-4) and CHASS-0002M-0001-SO (240-1620-5) were analyzed for total metals (ICPMS) in accordance with EPA SW-846 Method 6020 DoD. The samples were leached on 07/08/2011, prepared on 07/15/2011 and analyzed on 08/25/2011, 08/26/2011 and 08/29/2011.

Nickel was detected in method blank MB 240-8611/1-A at a level that was above the method detection limit but below the reporting limit. The value should be considered an estimate, and has been flagged “J”. If the associated sample reported a result above the MDL and/or RL, the result has been “B” flagged. Refer to the QC report for details.

Barium, Manganese and Zinc failed the recovery criteria low for the MS and Manganese and Zinc failed the recovery criteria low for the MSD of sample 240-1728-14 in batch 240-13699. Refer to the QC report for details.

The following sample(s) was diluted due to the nature of the sample matrix: LL2SS-516M-0001-SO. Elevated reporting limits (RLs) are provided.

No other difficulties were encountered during the metals analyses. All other quality control parameters were within the acceptance limits.

MERCURY

Samples CHASS-0001M-0001-SO (240-1620-4) and CHASS-0002M-0001-SO (240-1620-5) were analyzed for Mercury in accordance with EPA SW-846 7471A DOD. The samples were leached on 07/08/2011, prepared on 07/15/2011 and analyzed on 07/18/2011.

No difficulties were encountered during the mercury analyses. All quality control parameters were within the acceptance limits.

HEXAVALENT CHROMIUM

Samples CHASS-0001M-0001-SO (240-1620-4) and CHASS-0002M-0001-SO (240-1620-5) were analyzed for hexavalent chromium in accordance with EPA SW-846 Method 7196A. The samples were leached on 07/08/2011, prepared on 07/18/2011 and analyzed on 07/20/2011.

No difficulties were encountered during the hexavalent chromium analyses. All quality control parameters were within the acceptance limits.

PERCENT SOLIDS

Samples LL3SB-415M-0101-SO (240-1620-1), LL3SB-415M-0102-SO (240-1620-2), LL3SB-415M-0103-SO (240-1620-3), CHASS-0001M-0001-SO (240-1620-4), CHASS-0002M-0001-SO (240-1620-5), CHASS-0001V-0001-SO (240-1620-6) and CHASS-0002V-0001-SO (240-1620-7) were analyzed for percent solids in accordance with EPA Method 160.3 MOD. The samples were analyzed on 07/05/2011 and 07/12/2011.

No difficulties were encountered during the % solids analyses. All quality control parameters were within the acceptance limits.

Method Summary

Client: Prudent Technologies, Inc
Project/Site: RVAAP

TestAmerica Job ID: 240-1620-1

Method	Method Description	Protocol	Laboratory
8260B/DoD	Volatile Organic Compounds (GC/MS)	SW846	TAL NC
8270C/DoD	Semivolatile Organic Compounds (GC/MS)	SW846	TAL NC
8081/DOD	Organochlorine Pesticides (GC)	SW846	TAL NC
8082/DOD	Polychlorinated Biphenyls (PCBs) by Gas Chromatography	SW846	TAL NC
8330 (Modified)	Organic Compounds by UV/HPLC	SW846	TAL WSC
8330/8330A	Nitroaromatics & Nitramines: Explosives (8330/A)	SW846	TAL WSC
6020/DOD	Metals (ICP/MS)	SW846	TAL NC
7471/DOD	Mercury (CVAA)	SW846	TAL NC
7196A	Chromium, Hexavalent	SW846	TAL NC
D 2216-90	Moisture, Percent (D2216-90) - AFCEE	ASTM	TAL WSC
Moisture	Percent Moisture	EPA	TAL NC
WS-WC-0050	Nitrocellulose as N by WS-WC-0050	TAL-SOP	TAL WSC

Protocol References:

ASTM = ASTM International

EPA = US Environmental Protection Agency

SW846 = "Test Methods For Evaluating Solid Waste, Physical/Chemical Methods", Third Edition, November 1986 And Its Updates.

TAL-SOP = TAL-SOP

Laboratory References:

TAL NC = TestAmerica North Canton, 4101 Shuffel Street NW, North Canton, OH 44720, TEL (330)497-9396

TAL WSC = TestAmerica West Sacramento, 880 Riverside Parkway, West Sacramento, CA 95605, TEL (916)373-5600

Sample Summary

Client: Prudent Technologies, Inc
Project/Site: RVAAP

TestAmerica Job ID: 240-1620-1

Lab Sample ID	Client Sample ID	Matrix	Collected	Received
240-1620-1	LL3SB-415M-0101-SO	Solid	06/29/11 13:10	06/29/11 16:40
240-1620-2	LL3SB-415M-0102-SO	Solid	06/29/11 13:10	06/29/11 16:40
240-1620-3	LL3SB-415M-0103-SO	Solid	06/29/11 13:10	06/29/11 16:40
240-1620-4	CHASS-0001M-0001-SO	Solid	06/29/11 12:30	06/29/11 16:40
240-1620-5	CHASS-0002M-0001-SO	Solid	06/29/11 12:30	06/29/11 16:40
240-1620-6	CHASS-0001V-0001-SO	Solid	06/29/11 12:35	06/29/11 16:40
240-1620-7	CHASS-0002V-0001-SO	Solid	06/29/11 12:35	06/29/11 16:40

Detection Summary

Client: Prudent Technologies, Inc
Project/Site: RVAAP

TestAmerica Job ID: 240-1620-1

Client Sample ID: LL3SB-415M-0101-SO — Lab Sample ID: 240-1620-1

Analyte	Result	Qualifier	LOQ	DL	Unit	Dil Fac	D	Method	Prep Type
Anthracene	13		6.8	3.4	ug/Kg	1	☼	8270C/DoD	Total/NA
Benzo[a]anthracene	81		6.8	3.4	ug/Kg	1	☼	8270C/DoD	Total/NA
Benzo[a]pyrene	81		6.8	3.4	ug/Kg	1	☼	8270C/DoD	Total/NA
Benzo[b]fluoranthene	100	M	6.8	3.4	ug/Kg	1	☼	8270C/DoD	Total/NA
Benzo[g,h,i]perylene	54		6.8	3.4	ug/Kg	1	☼	8270C/DoD	Total/NA
Benzo[k]fluoranthene	52	M	6.8	3.4	ug/Kg	1	☼	8270C/DoD	Total/NA
Chrysene	75		6.8	1.1	ug/Kg	1	☼	8270C/DoD	Total/NA
Dibenz(a,h)anthracene	13		6.8	3.4	ug/Kg	1	☼	8270C/DoD	Total/NA
Fluoranthene	130		6.8	3.4	ug/Kg	1	☼	8270C/DoD	Total/NA
Indeno[1,2,3-cd]pyrene	43		6.8	3.4	ug/Kg	1	☼	8270C/DoD	Total/NA
Naphthalene	8.0		6.8	3.4	ug/Kg	1	☼	8270C/DoD	Total/NA
Pyrene	110		6.8	3.4	ug/Kg	1	☼	8270C/DoD	Total/NA
Phenanthrene	59		6.8	3.4	ug/Kg	1	☼	8270C/DoD	Total/NA
Arsenic	11		0.45	0.047	mg/Kg	1	☼	6020/DOD	Total/NA

Client Sample ID: LL3SB-415M-0102-SO — Lab Sample ID: 240-1620-2

Analyte	Result	Qualifier	LOQ	DL	Unit	Dil Fac	D	Method	Prep Type
Anthracene	25		6.8	3.3	ug/Kg	1	☼	8270C/DoD	Total/NA
Benzo[a]anthracene	360		6.8	3.3	ug/Kg	1	☼	8270C/DoD	Total/NA
Benzo[a]pyrene	400		6.8	3.3	ug/Kg	1	☼	8270C/DoD	Total/NA
Benzo[b]fluoranthene	480	M	6.8	3.3	ug/Kg	1	☼	8270C/DoD	Total/NA
Benzo[g,h,i]perylene	250		6.8	3.3	ug/Kg	1	☼	8270C/DoD	Total/NA
Benzo[k]fluoranthene	220	M	6.8	3.3	ug/Kg	1	☼	8270C/DoD	Total/NA
Chrysene	320		6.8	1.1	ug/Kg	1	☼	8270C/DoD	Total/NA
Dibenz(a,h)anthracene	65		6.8	3.3	ug/Kg	1	☼	8270C/DoD	Total/NA
Fluoranthene	350		6.8	3.3	ug/Kg	1	☼	8270C/DoD	Total/NA
Fluorene	10		6.8	3.3	ug/Kg	1	☼	8270C/DoD	Total/NA
Indeno[1,2,3-cd]pyrene	210		6.8	3.3	ug/Kg	1	☼	8270C/DoD	Total/NA
Naphthalene	15		6.8	3.3	ug/Kg	1	☼	8270C/DoD	Total/NA
Pyrene	360		6.8	3.3	ug/Kg	1	☼	8270C/DoD	Total/NA
Phenanthrene	110		6.8	3.3	ug/Kg	1	☼	8270C/DoD	Total/NA
Arsenic	13		0.47	0.049	mg/Kg	1	☼	6020/DOD	Total/NA

Client Sample ID: LL3SB-415M-0103-SO — Lab Sample ID: 240-1620-3

Analyte	Result	Qualifier	LOQ	DL	Unit	Dil Fac	D	Method	Prep Type
Anthracene	6.9		6.8	3.3	ug/Kg	1	☼	8270C/DoD	Total/NA
Benzo[a]anthracene	89		6.8	3.3	ug/Kg	1	☼	8270C/DoD	Total/NA
Benzo[a]pyrene	100		6.8	3.3	ug/Kg	1	☼	8270C/DoD	Total/NA
Benzo[b]fluoranthene	120	M	6.8	3.3	ug/Kg	1	☼	8270C/DoD	Total/NA
Benzo[g,h,i]perylene	55		6.8	3.3	ug/Kg	1	☼	8270C/DoD	Total/NA
Benzo[k]fluoranthene	56	M	6.8	3.3	ug/Kg	1	☼	8270C/DoD	Total/NA
Chrysene	88		6.8	1.1	ug/Kg	1	☼	8270C/DoD	Total/NA
Dibenz(a,h)anthracene	17		6.8	3.3	ug/Kg	1	☼	8270C/DoD	Total/NA
Fluoranthene	87		6.8	3.3	ug/Kg	1	☼	8270C/DoD	Total/NA
Indeno[1,2,3-cd]pyrene	50		6.8	3.3	ug/Kg	1	☼	8270C/DoD	Total/NA
Pyrene	89		6.8	3.3	ug/Kg	1	☼	8270C/DoD	Total/NA
Phenanthrene	23		6.8	3.3	ug/Kg	1	☼	8270C/DoD	Total/NA
Arsenic	19		0.47	0.049	mg/Kg	1	☼	6020/DOD	Total/NA

Client Sample ID: CHASS-0001M-0001-SO — Lab Sample ID: 240-1620-4

Client Sample ID: CHASS-0001M-0001-SO (Continued) — Lab Sample ID: 240-1620-4

Analyte	Result	Qualifier	LOQ	DL	Unit	Dil Fac	D	Method	Prep Type
Di-n-butyl phthalate	18	J	50	15	ug/Kg	1	☼	8270C/DoD	Total/NA
Diethyl phthalate	21	J	50	16	ug/Kg	1	☼	8270C/DoD	Total/NA
Bis(2-ethylhexyl) phthalate	80		50	19	ug/Kg	1	☼	8270C/DoD	Total/NA
Aluminum	4900		9.7	2.4	mg/Kg	1	☼	6020/DOD	Total/NA
Antimony	0.062	J	0.19	0.060	mg/Kg	1	☼	6020/DOD	Total/NA
Arsenic	8.1		0.49	0.051	mg/Kg	1	☼	6020/DOD	Total/NA
Barium	27		0.49	0.13	mg/Kg	1	☼	6020/DOD	Total/NA
Beryllium	0.28		0.097	0.0034	mg/Kg	1	☼	6020/DOD	Total/NA
Cadmium	0.042	J	0.19	0.0030	mg/Kg	1	☼	6020/DOD	Total/NA
Calcium	640		190	39	mg/Kg	1	☼	6020/DOD	Total/NA
Chromium	11		0.49	0.16	mg/Kg	1	☼	6020/DOD	Total/NA
Cobalt	5.2		0.097	0.0044	mg/Kg	1	☼	6020/DOD	Total/NA
Copper	13		0.39	0.11	mg/Kg	1	☼	6020/DOD	Total/NA
Iron	15000		49	11	mg/Kg	1	☼	6020/DOD	Total/NA
Lead	8.3		0.29	0.068	mg/Kg	1	☼	6020/DOD	Total/NA
Magnesium	1300		97	8.6	mg/Kg	1	☼	6020/DOD	Total/NA
Manganese	220		0.49	0.16	mg/Kg	1	☼	6020/DOD	Total/NA
Nickel	14		0.49	0.084	mg/Kg	1	☼	6020/DOD	Total/NA
Potassium	590		97	3.6	mg/Kg	1	☼	6020/DOD	Total/NA
Selenium	0.75		0.49	0.020	mg/Kg	1	☼	6020/DOD	Total/NA
Sodium	27	J	97	14	mg/Kg	1	☼	6020/DOD	Total/NA
Thallium	0.099	J	0.19	0.055	mg/Kg	1	☼	6020/DOD	Total/NA
Vanadium	10		0.49	0.042	mg/Kg	1	☼	6020/DOD	Total/NA
Zinc	40		3.9	0.97	mg/Kg	1	☼	6020/DOD	Total/NA
Mercury	0.020	J	0.081	0.011	mg/Kg	1	☼	7471/DOD	Total/NA
Hexavalent chromium	0.32	J	0.81	0.27	mg/Kg	1	☼	7196A	Total/NA

Client Sample ID: CHASS-0002M-0001-SO — Lab Sample ID: 240-1620-5

Analyte	Result	Qualifier	LOQ	DL	Unit	Dil Fac	D	Method	Prep Type
Di-n-butyl phthalate	22	J	50	15	ug/Kg	1	☼	8270C/DoD	Total/NA
Diethyl phthalate	26	J M	50	16	ug/Kg	1	☼	8270C/DoD	Total/NA
Phenanthrene	7.3		6.7	3.3	ug/Kg	1	☼	8270C/DoD	Total/NA
Bis(2-ethylhexyl) phthalate	81		50	19	ug/Kg	1	☼	8270C/DoD	Total/NA
Aluminum	4700		9.3	2.3	mg/Kg	1	☼	6020/DOD	Total/NA
Antimony	0.059	J	0.19	0.057	mg/Kg	1	☼	6020/DOD	Total/NA
Arsenic	8.4		0.46	0.048	mg/Kg	1	☼	6020/DOD	Total/NA
Barium	28		0.46	0.12	mg/Kg	1	☼	6020/DOD	Total/NA
Beryllium	0.28		0.093	0.0032	mg/Kg	1	☼	6020/DOD	Total/NA
Cadmium	0.052	J	0.19	0.0029	mg/Kg	1	☼	6020/DOD	Total/NA
Calcium	630		190	37	mg/Kg	1	☼	6020/DOD	Total/NA
Chromium	9.8		0.46	0.15	mg/Kg	1	☼	6020/DOD	Total/NA
Cobalt	4.7		0.093	0.0042	mg/Kg	1	☼	6020/DOD	Total/NA
Copper	13		0.37	0.10	mg/Kg	1	☼	6020/DOD	Total/NA
Iron	15000		46	10	mg/Kg	1	☼	6020/DOD	Total/NA
Lead	8.2		0.28	0.065	mg/Kg	1	☼	6020/DOD	Total/NA
Magnesium	1200		93	8.2	mg/Kg	1	☼	6020/DOD	Total/NA
Manganese	220		0.46	0.15	mg/Kg	1	☼	6020/DOD	Total/NA
Nickel	13		0.46	0.080	mg/Kg	1	☼	6020/DOD	Total/NA
Potassium	540		93	3.5	mg/Kg	1	☼	6020/DOD	Total/NA
Selenium	0.70		0.46	0.019	mg/Kg	1	☼	6020/DOD	Total/NA
Sodium	24	J	93	13	mg/Kg	1	☼	6020/DOD	Total/NA
Thallium	0.088	J	0.19	0.052	mg/Kg	1	☼	6020/DOD	Total/NA
Vanadium	9.7		0.46	0.040	mg/Kg	1	☼	6020/DOD	Total/NA

Detection Summary

Client: Prudent Technologies, Inc
Project/Site: RVAAP

TestAmerica Job ID: 240-1620-1

Client Sample ID: CHASS-0002M-0001-SO (Continued) — Lab Sample ID: 240-1620-5

Analyte	Result	Qualifier	LOQ	DL	Unit	Dil Fac	D	Method	Prep Type
Zinc	42		3.7	0.93	mg/Kg	1	☼	6020/DOD	Total/NA
Mercury	0.017	J	0.067	0.0094	mg/Kg	1	☼	7471/DOD	Total/NA

Client Sample ID: CHASS-0001V-0001-SO — Lab Sample ID: 240-1620-6

Analyte	Result	Qualifier	LOQ	DL	Unit	Dil Fac	D	Method	Prep Type
2-Butanone	110	J	1100	46	ug/Kg	1	☼	8260B/DoD	Total/NA
Methylene Chloride	83	J	270	82	ug/Kg	1	☼	8260B/DoD	Total/NA

Client Sample ID: CHASS-0002V-0001-SO — Lab Sample ID: 240-1620-7

No Detections

Client Sample ID: CHASS-0001M-0001-SO — Lab Sample ID: G1G120502001X

No Detections

Client Sample Results

Client: Prudent Technologies, Inc
Project/Site: RVAAP

TestAmerica Job ID: 240-1620-1

Client Sample ID: LL3SB-415M-0101-SO

Date Collected: 06/29/11 13:10
Date Received: 06/29/11 16:40

Lab Sample ID: 240-1620-1
Matrix: Solid
Percent Solids: 98.3

Method: 8270C/DoD - Semivolatile Organic Compounds (GC/MS)

Analyte	Result	Qualifier	LOQ	DL	Unit	D	Prepared	Analyzed	Dil Fac
Acenaphthene	3.4	U	6.8	3.4	ug/Kg	☼	07/12/11 10:53	07/31/11 14:00	1
Acenaphthylene	3.4	U	6.8	3.4	ug/Kg	☼	07/12/11 10:53	07/31/11 14:00	1
Anthracene	**13**		6.8	3.4	ug/Kg	☼	07/12/11 10:53	07/31/11 14:00	1
Benzo[a]anthracene	**81**		6.8	3.4	ug/Kg	☼	07/12/11 10:53	07/31/11 14:00	1
Benzo[a]pyrene	**81**		6.8	3.4	ug/Kg	☼	07/12/11 10:53	07/31/11 14:00	1
Benzo[b]fluoranthene	**100**	**M**	6.8	3.4	ug/Kg	☼	07/12/11 10:53	07/31/11 14:00	1
Benzo[g,h,i]perylene	**54**		6.8	3.4	ug/Kg	☼	07/12/11 10:53	07/31/11 14:00	1
Benzo[k]fluoranthene	**52**	**M**	6.8	3.4	ug/Kg	☼	07/12/11 10:53	07/31/11 14:00	1
Chrysene	**75**		6.8	1.1	ug/Kg	☼	07/12/11 10:53	07/31/11 14:00	1
Dibenz(a,h)anthracene	**13**		6.8	3.4	ug/Kg	☼	07/12/11 10:53	07/31/11 14:00	1
Fluoranthene	**130**		6.8	3.4	ug/Kg	☼	07/12/11 10:53	07/31/11 14:00	1
Fluorene	3.4	U	6.8	3.4	ug/Kg	☼	07/12/11 10:53	07/31/11 14:00	1
Indeno[1,2,3-cd]pyrene	**43**		6.8	3.4	ug/Kg	☼	07/12/11 10:53	07/31/11 14:00	1
Naphthalene	**8.0**		6.8	3.4	ug/Kg	☼	07/12/11 10:53	07/31/11 14:00	1
Pyrene	**110**		6.8	3.4	ug/Kg	☼	07/12/11 10:53	07/31/11 14:00	1
Phenanthrene	**59**		6.8	3.4	ug/Kg	☼	07/12/11 10:53	07/31/11 14:00	1

Surrogate	*% Recovery*	*Qualifier*	*Limits*	*Prepared*	*Analyzed*	*Dil Fac*
2-Fluorobiphenyl (Surr)	*59*		*45 - 105*	*07/12/11 10:53*	*07/31/11 14:00*	*1*
2-Fluorophenol (Surr)	*72*		*35 - 105*	*07/12/11 10:53*	*07/31/11 14:00*	*1*
Nitrobenzene-d5 (Surr)	*56*		*35 - 100*	*07/12/11 10:53*	*07/31/11 14:00*	*1*
Terphenyl-d14 (Surr)	*79*		*30 - 125*	*07/12/11 10:53*	*07/31/11 14:00*	*1*
2,4,6-Tribromophenol (Surr)	*54*		*35 - 125*	*07/12/11 10:53*	*07/31/11 14:00*	*1*
Phenol-d5 (Surr)	*74*		*40 - 100*	*07/12/11 10:53*	*07/31/11 14:00*	*1*

Method: 6020/DOD - Metals (ICP/MS)

Analyte	Result	Qualifier	LOQ	DL	Unit	D	Prepared	Analyzed	Dil Fac
Arsenic	**11**		0.45	0.047	mg/Kg	☼	07/15/11 12:40	08/25/11 23:48	1

Client Sample ID: LL3SB-415M-0102-SO

Date Collected: 06/29/11 13:10
Date Received: 06/29/11 16:40

Lab Sample ID: 240-1620-2
Matrix: Solid
Percent Solids: 98.8

Method: 8270C/DoD - Semivolatile Organic Compounds (GC/MS)

Analyte	Result	Qualifier	LOQ	DL	Unit	D	Prepared	Analyzed	Dil Fac
Acenaphthene	3.3	U	6.8	3.3	ug/Kg	☼	07/12/11 10:53	07/31/11 14:19	1
Acenaphthylene	3.3	U	6.8	3.3	ug/Kg	☼	07/12/11 10:53	07/31/11 14:19	1
Anthracene	**25**		6.8	3.3	ug/Kg	☼	07/12/11 10:53	07/31/11 14:19	1
Benzo[a]anthracene	**360**		6.8	3.3	ug/Kg	☼	07/12/11 10:53	07/31/11 14:19	1
Benzo[a]pyrene	**400**		6.8	3.3	ug/Kg	☼	07/12/11 10:53	07/31/11 14:19	1
Benzo[b]fluoranthene	**480**	**M**	6.8	3.3	ug/Kg	☼	07/12/11 10:53	07/31/11 14:19	1
Benzo[g,h,i]perylene	**250**		6.8	3.3	ug/Kg	☼	07/12/11 10:53	07/31/11 14:19	1
Benzo[k]fluoranthene	**220**	**M**	6.8	3.3	ug/Kg	☼	07/12/11 10:53	07/31/11 14:19	1
Chrysene	**320**		6.8	1.1	ug/Kg	☼	07/12/11 10:53	07/31/11 14:19	1
Dibenz(a,h)anthracene	**65**		6.8	3.3	ug/Kg	☼	07/12/11 10:53	07/31/11 14:19	1
Fluoranthene	**350**		6.8	3.3	ug/Kg	☼	07/12/11 10:53	07/31/11 14:19	1
Fluorene	**10**		6.8	3.3	ug/Kg	☼	07/12/11 10:53	07/31/11 14:19	1
Indeno[1,2,3-cd]pyrene	**210**		6.8	3.3	ug/Kg	☼	07/12/11 10:53	07/31/11 14:19	1
Naphthalene	**15**		6.8	3.3	ug/Kg	☼	07/12/11 10:53	07/31/11 14:19	1
Pyrene	**360**		6.8	3.3	ug/Kg	☼	07/12/11 10:53	07/31/11 14:19	1

Client Sample ID: LL3SB-415M-0102-SO

Date Collected: 06/29/11 13:10
Date Received: 06/29/11 16:40

Lab Sample ID: 240-1620-2
Matrix: Solid
Percent Solids: 98.8

Method: 8270C/DoD - Semivolatile Organic Compounds (GC/MS) (Continued)

Analyte	Result	Qualifier	LOQ	DL	Unit	D	Prepared	Analyzed	Dil Fac
Phenanthrene	110		6.8	3.3	ug/Kg	☼	07/12/11 10:53	07/31/11 14:19	1

Surrogate	*% Recovery*	*Qualifier*	*Limits*	*Prepared*	*Analyzed*	*Dil Fac*
2-Fluorobiphenyl (Surr)	*60*		*45 - 105*	*07/12/11 10:53*	*07/31/11 14:19*	*1*
2-Fluorophenol (Surr)	*66*		*35 - 105*	*07/12/11 10:53*	*07/31/11 14:19*	*1*
Nitrobenzene-d5 (Surr)	*57*		*35 - 100*	*07/12/11 10:53*	*07/31/11 14:19*	*1*
Terphenyl-d14 (Surr)	*76*		*30 - 125*	*07/12/11 10:53*	*07/31/11 14:19*	*1*
2,4,6-Tribromophenol (Surr)	*51*		*35 - 125*	*07/12/11 10:53*	*07/31/11 14:19*	*1*
Phenol-d5 (Surr)	*69*		*40 - 100*	*07/12/11 10:53*	*07/31/11 14:19*	*1*

Method: 6020/DOD - Metals (ICP/MS)

Analyte	Result	Qualifier	LOQ	DL	Unit	D	Prepared	Analyzed	Dil Fac
Arsenic	13		0.47	0.049	mg/Kg	☼	07/15/11 12:40	08/25/11 23:52	1

Client Sample ID: LL3SB-415M-0103-SO

Date Collected: 06/29/11 13:10
Date Received: 06/29/11 16:40

Lab Sample ID: 240-1620-3
Matrix: Solid
Percent Solids: 98.6

Method: 8270C/DoD - Semivolatile Organic Compounds (GC/MS)

Analyte	Result	Qualifier	LOQ	DL	Unit	D	Prepared	Analyzed	Dil Fac
Acenaphthene	3.3	U	6.8	3.3	ug/Kg	☼	07/12/11 10:53	07/31/11 14:38	1
Acenaphthylene	3.3	U	6.8	3.3	ug/Kg	☼	07/12/11 10:53	07/31/11 14:38	1
Anthracene	6.9		6.8	3.3	ug/Kg	☼	07/12/11 10:53	07/31/11 14:38	1
Benzo[a]anthracene	89		6.8	3.3	ug/Kg	☼	07/12/11 10:53	07/31/11 14:38	1
Benzo[a]pyrene	100		6.8	3.3	ug/Kg	☼	07/12/11 10:53	07/31/11 14:38	1
Benzo[b]fluoranthene	120	M	6.8	3.3	ug/Kg	☼	07/12/11 10:53	07/31/11 14:38	1
Benzo[g,h,i]perylene	55		6.8	3.3	ug/Kg	☼	07/12/11 10:53	07/31/11 14:38	1
Benzo[k]fluoranthene	56	M	6.8	3.3	ug/Kg	☼	07/12/11 10:53	07/31/11 14:38	1
Chrysene	88		6.8	1.1	ug/Kg	☼	07/12/11 10:53	07/31/11 14:38	1
Dibenz(a,h)anthracene	17		6.8	3.3	ug/Kg	☼	07/12/11 10:53	07/31/11 14:38	1
Fluoranthene	87		6.8	3.3	ug/Kg	☼	07/12/11 10:53	07/31/11 14:38	1
Fluorene	3.3	U	6.8	3.3	ug/Kg	☼	07/12/11 10:53	07/31/11 14:38	1
Indeno[1,2,3-cd]pyrene	50		6.8	3.3	ug/Kg	☼	07/12/11 10:53	07/31/11 14:38	1
Naphthalene	3.3	U	6.8	3.3	ug/Kg	☼	07/12/11 10:53	07/31/11 14:38	1
Pyrene	89		6.8	3.3	ug/Kg	☼	07/12/11 10:53	07/31/11 14:38	1
Phenanthrene	23		6.8	3.3	ug/Kg	☼	07/12/11 10:53	07/31/11 14:38	1

Surrogate	*% Recovery*	*Qualifier*	*Limits*	*Prepared*	*Analyzed*	*Dil Fac*
2-Fluorobiphenyl (Surr)	*52*		*45 - 105*	*07/12/11 10:53*	*07/31/11 14:38*	*1*
2-Fluorophenol (Surr)	*62*		*35 - 105*	*07/12/11 10:53*	*07/31/11 14:38*	*1*
Nitrobenzene-d5 (Surr)	*48*		*35 - 100*	*07/12/11 10:53*	*07/31/11 14:38*	*1*
Terphenyl-d14 (Surr)	*64*		*30 - 125*	*07/12/11 10:53*	*07/31/11 14:38*	*1*
2,4,6-Tribromophenol (Surr)	*45*		*35 - 125*	*07/12/11 10:53*	*07/31/11 14:38*	*1*
Phenol-d5 (Surr)	*61*		*40 - 100*	*07/12/11 10:53*	*07/31/11 14:38*	*1*

Method: 6020/DOD - Metals (ICP/MS)

Analyte	Result	Qualifier	LOQ	DL	Unit	D	Prepared	Analyzed	Dil Fac
Arsenic	19		0.47	0.049	mg/Kg	☼	07/15/11 12:40	08/25/11 23:57	1

Client Sample Results

Client: Prudent Technologies, Inc
Project/Site: RVAAP

TestAmerica Job ID: 240-1620-1

Client Sample ID: CHASS-0001M-0001-SO
Date Collected: 06/29/11 12:30
Date Received: 06/29/11 16:40

Lab Sample ID: 240-1620-4
Matrix: Solid
Percent Solids: 99.1

Method: 8270C/DoD - Semivolatile Organic Compounds (GC/MS)

Analyte	Result	Qualifier	LOQ	DL	Unit	D	Prepared	Analyzed	Dil Fac
Acenaphthene	3.3	U	6.7	3.3	ug/Kg	☼	07/12/11 10:53	07/31/11 13:23	1
Acenaphthylene	3.3	U	6.7	3.3	ug/Kg	☼	07/12/11 10:53	07/31/11 13:23	1
Anthracene	3.3	U	6.7	3.3	ug/Kg	☼	07/12/11 10:53	07/31/11 13:23	1
Benzo[a]anthracene	3.3	U	6.7	3.3	ug/Kg	☼	07/12/11 10:53	07/31/11 13:23	1
Benzoic acid	340	U M	670	340	ug/Kg	☼	07/12/11 10:53	07/31/11 13:23	1
Benzo[b]fluoranthene	3.3	U	6.7	3.3	ug/Kg	☼	07/12/11 10:53	07/31/11 13:23	1
Benzo[k]fluoranthene	3.3	U	6.7	3.3	ug/Kg	☼	07/12/11 10:53	07/31/11 13:23	1
Benzyl alcohol	27	U	330	21	ug/Kg	☼	07/12/11 10:53	07/31/11 13:23	1
Bis(2-chloroethoxy)methane	27	U	100	22	ug/Kg	☼	07/12/11 10:53	07/31/11 13:23	1
Bis(2-chloroethyl)ether	3.3	U	100	2.0	ug/Kg	☼	07/12/11 10:53	07/31/11 13:23	1
4-Bromophenyl phenyl ether	27	U	50	13	ug/Kg	☼	07/12/11 10:53	07/31/11 13:23	1
Butyl benzyl phthalate	27	U	50	10	ug/Kg	☼	07/12/11 10:53	07/31/11 13:23	1
2,4-Dimethylphenol	81	U	150	20	ug/Kg	☼	07/12/11 10:53	07/31/11 13:23	1
Dimethyl phthalate	27	U	50	17	ug/Kg	☼	07/12/11 10:53	07/31/11 13:23	1
4,6-Dinitro-2-methylphenol	81	U	150	81	ug/Kg	☼	07/12/11 10:53	07/31/11 13:23	1
2,4-Dinitrophenol	81	U	330	81	ug/Kg	☼	07/12/11 10:53	07/31/11 13:23	1
2,4-Dinitrotoluene	27	U	200	27	ug/Kg	☼	07/12/11 10:53	07/31/11 13:23	1
2,6-Dinitrotoluene	27	U	200	21	ug/Kg	☼	07/12/11 10:53	07/31/11 13:23	1
Fluoranthene	3.3	U	6.7	3.3	ug/Kg	☼	07/12/11 10:53	07/31/11 13:23	1
Fluorene	3.3	U	6.7	3.3	ug/Kg	☼	07/12/11 10:53	07/31/11 13:23	1
Hexachlorobenzene	3.3	U	6.7	2.1	ug/Kg	☼	07/12/11 10:53	07/31/11 13:23	1
Hexachlorobutadiene	27	U	50	27	ug/Kg	☼	07/12/11 10:53	07/31/11 13:23	1
Hexachlorocyclopentadiene	27	U	330	27	ug/Kg	☼	07/12/11 10:53	07/31/11 13:23	1
Hexachloroethane	27	U	50	9.1	ug/Kg	☼	07/12/11 10:53	07/31/11 13:23	1
N-Nitrosodiphenylamine	27	U	50	21	ug/Kg	☼	07/12/11 10:53	07/31/11 13:23	1
N-Nitrosodi-n-propylamine	27	U	50	27	ug/Kg	☼	07/12/11 10:53	07/31/11 13:23	1
1,4-Dichlorobenzene	27	U	50	20	ug/Kg	☼	07/12/11 10:53	07/31/11 13:23	1
2-Chloronaphthalene	3.3	U	50	3.3	ug/Kg	☼	07/12/11 10:53	07/31/11 13:23	1
2-Chlorophenol	27	U	50	27	ug/Kg	☼	07/12/11 10:53	07/31/11 13:23	1
4-Chlorophenyl phenyl ether	27	U	50	13	ug/Kg	☼	07/12/11 10:53	07/31/11 13:23	1
Chrysene	3.3	U	6.7	1.1	ug/Kg	☼	07/12/11 10:53	07/31/11 13:23	1
Dibenz(a,h)anthracene	3.3	U	6.7	3.3	ug/Kg	☼	07/12/11 10:53	07/31/11 13:23	1
Dibenzofuran	3.3	U	50	3.3	ug/Kg	☼	07/12/11 10:53	07/31/11 13:23	1
Benzo[g,h,i]perylene	3.3	U	6.7	3.3	ug/Kg	☼	07/12/11 10:53	07/31/11 13:23	1
Benzo[a]pyrene	3.3	U	6.7	3.3	ug/Kg	☼	07/12/11 10:53	07/31/11 13:23	1
Di-n-butyl phthalate	**18**	**J**	50	15	ug/Kg	☼	07/12/11 10:53	07/31/11 13:23	1
1,2-Dichlorobenzene	27	U	50	9.8	ug/Kg	☼	07/12/11 10:53	07/31/11 13:23	1
1,3-Dichlorobenzene	27	U	50	11	ug/Kg	☼	07/12/11 10:53	07/31/11 13:23	1
3,3'-Dichlorobenzidine	81	U	100	18	ug/Kg	☼	07/12/11 10:53	07/31/11 13:23	1
2,4-Dichlorophenol	27	U	150	20	ug/Kg	☼	07/12/11 10:53	07/31/11 13:23	1
Diethyl phthalate	**21**	**J**	50	16	ug/Kg	☼	07/12/11 10:53	07/31/11 13:23	1
Indeno[1,2,3-cd]pyrene	3.3	U	6.7	3.3	ug/Kg	☼	07/12/11 10:53	07/31/11 13:23	1
Isophorone	27	U	50	13	ug/Kg	☼	07/12/11 10:53	07/31/11 13:23	1
2-Methylnaphthalene	3.3	U	6.7	3.3	ug/Kg	☼	07/12/11 10:53	07/31/11 13:23	1
2-Methylphenol	81	U	200	81	ug/Kg	☼	07/12/11 10:53	07/31/11 13:23	1
Naphthalene	3.3	U	6.7	3.3	ug/Kg	☼	07/12/11 10:53	07/31/11 13:23	1
2-Nitroaniline	27	U	200	9.2	ug/Kg	☼	07/12/11 10:53	07/31/11 13:23	1
3-Nitroaniline	81	U	200	16	ug/Kg	☼	07/12/11 10:53	07/31/11 13:23	1
4-Nitroaniline	27	U	200	26	ug/Kg	☼	07/12/11 10:53	07/31/11 13:23	1
Nitrobenzene	3.3	U	100	2.2	ug/Kg	☼	07/12/11 10:53	07/31/11 13:23	1

Client Sample ID: CHASS-0001M-0001-SO
Date Collected: 06/29/11 12:30
Date Received: 06/29/11 16:40

Lab Sample ID: 240-1620-4
Matrix: Solid
Percent Solids: 99.1

Method: 8270C/DoD - Semivolatile Organic Compounds (GC/MS) (Continued)

Analyte	Result	Qualifier	LOQ	DL	Unit	D	Prepared	Analyzed	Dil Fac
2-Nitrophenol	27	U	50	27	ug/Kg	☼	07/12/11 10:53	07/31/11 13:23	1
4-Nitrophenol	81	U	330	81	ug/Kg	☼	07/12/11 10:53	07/31/11 13:23	1
Pyrene	3.3	U	6.7	3.3	ug/Kg	☼	07/12/11 10:53	07/31/11 13:23	1
Pentachlorophenol	81	U	150	81	ug/Kg	☼	07/12/11 10:53	07/31/11 13:23	1
Phenanthrene	3.3	U	6.7	3.3	ug/Kg	☼	07/12/11 10:53	07/31/11 13:23	1
1,2,4-Trichlorobenzene	27	U	50	27	ug/Kg	☼	07/12/11 10:53	07/31/11 13:23	1
2,4,5-Trichlorophenol	27	U	150	25	ug/Kg	☼	07/12/11 10:53	07/31/11 13:23	1
2,4,6-Trichlorophenol	81	U	150	81	ug/Kg	☼	07/12/11 10:53	07/31/11 13:23	1
Phenol	27	U	50	27	ug/Kg	☼	07/12/11 10:53	07/31/11 13:23	1
Carbazole	27	U	50	27	ug/Kg	☼	07/12/11 10:53	07/31/11 13:23	1
4-Chloroaniline	27	U	150	17	ug/Kg	☼	07/12/11 10:53	07/31/11 13:23	1
3 & 4 Methylphenol	81	U	400	20	ug/Kg	☼	07/12/11 10:53	07/31/11 13:23	1
Bis(2-ethylhexyl) phthalate	**80**		50	19	ug/Kg	☼	07/12/11 10:53	07/31/11 13:23	1
Di-n-octyl phthalate	27	U	50	27	ug/Kg	☼	07/12/11 10:53	07/31/11 13:23	1
4-Chloro-3-methylphenol	27	U	150	21	ug/Kg	☼	07/12/11 10:53	07/31/11 13:23	1
bis (2-Chloroisopropyl) ether	27	U	100	9.6	ug/Kg	☼	07/12/11 10:53	07/31/11 13:23	1

Surrogate	*% Recovery*	*Qualifier*	*Limits*	*Prepared*	*Analyzed*	*Dil Fac*
2-Fluorobiphenyl (Surr)	*55*		*45 - 105*	*07/12/11 10:53*	*07/31/11 13:23*	*1*
2-Fluorophenol (Surr)	*67*		*35 - 105*	*07/12/11 10:53*	*07/31/11 13:23*	*1*
Nitrobenzene-d5 (Surr)	*55*		*35 - 100*	*07/12/11 10:53*	*07/31/11 13:23*	*1*
Terphenyl-d14 (Surr)	*71*		*30 - 125*	*07/12/11 10:53*	*07/31/11 13:23*	*1*
2,4,6-Tribromophenol (Surr)	*48*		*35 - 125*	*07/12/11 10:53*	*07/31/11 13:23*	*1*
Phenol-d5 (Surr)	*69*		*40 - 100*	*07/12/11 10:53*	*07/31/11 13:23*	*1*

Method: 8081/DOD - Organochlorine Pesticides (GC)

Analyte	Result	Qualifier	LOQ	DL	Unit	D	Prepared	Analyzed	Dil Fac
4,4'-DDD	1.4	U	4.0	1.3	ug/Kg	☼	07/12/11 10:41	07/29/11 07:33	2
4,4'-DDE	1.4	U	3.4	0.79	ug/Kg	☼	07/12/11 10:41	07/29/11 07:33	2
4,4'-DDT	1.4	U	4.0	1.3	ug/Kg	☼	07/12/11 10:41	07/29/11 07:33	2
Aldrin	2.7	U	8.1	2.4	ug/Kg	☼	07/12/11 10:41	07/29/11 07:33	2
alpha-BHC	2.7	U	5.0	1.5	ug/Kg	☼	07/12/11 10:41	07/29/11 07:33	2
alpha-Chlordane	2.7	U	6.1	1.9	ug/Kg	☼	07/12/11 10:41	07/29/11 07:33	2
beta-BHC	2.7	U	7.1	2.2	ug/Kg	☼	07/12/11 10:41	07/29/11 07:33	2
delta-BHC	2.7	U	8.1	2.4	ug/Kg	☼	07/12/11 10:41	07/29/11 07:33	2
Dieldrin	1.4	U	3.4	0.95	ug/Kg	☼	07/12/11 10:41	07/29/11 07:33	2
Endosulfan I	1.4	U	3.4	1.0	ug/Kg	☼	07/12/11 10:41	07/29/11 07:33	2
Endosulfan II	2.7	U	5.0	1.7	ug/Kg	☼	07/12/11 10:41	07/29/11 07:33	2
Endosulfan sulfate	2.7	U	6.1	1.8	ug/Kg	☼	07/12/11 10:41	07/29/11 07:33	2
Endrin	1.4	U	3.4	1.0	ug/Kg	☼	07/12/11 10:41	07/29/11 07:33	2
Endrin aldehyde	2.7	U	6.1	2.0	ug/Kg	☼	07/12/11 10:41	07/29/11 07:33	2
Endrin ketone	1.4	U	4.0	1.3	ug/Kg	☼	07/12/11 10:41	07/29/11 07:33	2
gamma-BHC (Lindane)	2.7	U	5.0	1.5	ug/Kg	☼	07/12/11 10:41	07/29/11 07:33	2
gamma-Chlordane	1.4	U	3.4	0.85	ug/Kg	☼	07/12/11 10:41	07/29/11 07:33	2
Heptachlor	2.7	U	7.1	2.2	ug/Kg	☼	07/12/11 10:41	07/29/11 07:33	2
Heptachlor epoxide	2.7	U	5.0	1.6	ug/Kg	☼	07/12/11 10:41	07/29/11 07:33	2
Methoxychlor	6.7	U	10	3.0	ug/Kg	☼	07/12/11 10:41	07/29/11 07:33	2
Toxaphene	40	U	140	38	ug/Kg	☼	07/12/11 10:41	07/29/11 07:33	2

Surrogate	*% Recovery*	*Qualifier*	*Limits*	*Prepared*	*Analyzed*	*Dil Fac*
DCB Decachlorobiphenyl	*146*	*Q*	*55 - 130*	*07/12/11 10:41*	*07/29/11 07:33*	*2*

Client Sample ID: CHASS-0001M-0001-SO
Date Collected: 06/29/11 12:30
Date Received: 06/29/11 16:40

Lab Sample ID: 240-1620-4
Matrix: Solid
Percent Solids: 99.1

Method: 8081/DOD - Organochlorine Pesticides (GC) (Continued)

Surrogate	% Recovery	Qualifier	Limits	Prepared	Analyzed	Dil Fac
DCB Decachlorobiphenyl	114		55 - 130	07/12/11 10:41	07/29/11 07:33	2
Tetrachloro-m-xylene	96		70 - 125	07/12/11 10:41	07/29/11 07:33	2
Tetrachloro-m-xylene	43	Q	70 - 125	07/12/11 10:41	07/29/11 07:33	2

Method: 8082/DOD - Polychlorinated Biphenyls (PCBs) by Gas Chromatography

Analyte	Result	Qualifier	LOQ	DL	Unit	D	Prepared	Analyzed	Dil Fac
Aroclor 1016	25	U	66	21	ug/Kg	☼	07/12/11 09:19	07/20/11 20:01	1
Aroclor 1221	25	U	50	16	ug/Kg	☼	07/12/11 09:19	07/20/11 20:01	1
Aroclor 1232	25	U	45	14	ug/Kg	☼	07/12/11 09:19	07/20/11 20:01	1
Aroclor 1242	25	U	40	13	ug/Kg	☼	07/12/11 09:19	07/20/11 20:01	1
Aroclor 1248	25	U	55	17	ug/Kg	☼	07/12/11 09:19	07/20/11 20:01	1
Aroclor 1254	25	U	55	17	ug/Kg	☼	07/12/11 09:19	07/20/11 20:01	1
Aroclor 1260	25	U	55	17	ug/Kg	☼	07/12/11 09:19	07/20/11 20:01	1

Surrogate	% Recovery	Qualifier	Limits	Prepared	Analyzed	Dil Fac
Tetrachloro-m-xylene	87		40 - 140	07/12/11 09:19	07/20/11 20:01	1
Tetrachloro-m-xylene	86		40 - 140	07/12/11 09:19	07/20/11 20:01	1
DCB Decachlorobiphenyl	88		60 - 125	07/12/11 09:19	07/20/11 20:01	1
DCB Decachlorobiphenyl	113		60 - 125	07/12/11 09:19	07/20/11 20:01	1

Method: 8330 (Modified) - Organic Compounds by UV/HPLC

Analyte	Result	Qualifier	LOQ	MDL	Unit	D	Prepared	Analyzed	Dil Fac
Nitroguanidine	0.040 U		0.25	0.020	mg/kg		07/14/11 09:55	07/27/11 15:00	1

Method: 8330/8330A - Nitroaromatics & Nitramines: Explosives (8330/A)

Analyte	Result	Qualifier	LOQ	MDL	Unit	D	Prepared	Analyzed	Dil Fac
1,3,5-Trinitrobenzene	0.10 U		0.25	0.020	mg/kg		07/14/11 09:50	07/27/11 09:49	1
1,3-Dinitrobenzene	0.10 U		0.25	0.050	mg/kg		07/14/11 09:50	07/27/11 09:49	1
2,4,6-Trinitrotoluene	0.10 U		0.25	0.020	mg/kg		07/14/11 09:50	07/27/11 09:49	1
2,4-Dinitrotoluene	0.10 U		0.25	0.020	mg/kg		07/14/11 09:50	07/27/11 09:49	1
2,6-Dinitrotoluene	0.10 U		0.25	0.030	mg/kg		07/14/11 09:50	07/27/11 09:49	1
2-Amino-4,6-dinitrotoluene	0.10 U		0.25	0.10	mg/kg		07/14/11 09:50	07/27/11 09:49	1
2-Nitrotoluene	0.10 U		0.25	0.080	mg/kg		07/14/11 09:50	07/27/11 09:49	1
3-Nitrotoluene	0.10 U		0.25	0.070	mg/kg		07/14/11 09:50	07/27/11 09:49	1
4-Amino-2,6-dinitrotoluene	0.10 U		0.25	0.020	mg/kg		07/14/11 09:50	07/27/11 09:49	1
4-Nitrotoluene	0.10 U		0.25	0.080	mg/kg		07/14/11 09:50	07/27/11 09:49	1
HMX	0.10 U		0.25	0.030	mg/kg		07/14/11 09:50	07/27/11 09:49	1
Nitrobenzene	0.10 U		0.25	0.050	mg/kg		07/14/11 09:50	07/27/11 09:49	1
Nitroglycerin	0.25 U		0.50	0.13	mg/kg		07/14/11 09:50	07/27/11 09:49	1
PETN	0.25 U		0.50	0.16	mg/kg		07/14/11 09:50	07/27/11 09:49	1
RDX	0.10 U		0.25	0.040	mg/kg		07/14/11 09:50	07/27/11 09:49	1
Tetryl	0.10 U		0.25	0.050	mg/kg		07/14/11 09:50	07/27/11 09:49	1

Surrogate	% Recovery	Qualifier	Limits	Prepared	Analyzed	Dil Fac
3,4-Dinitrotoluene	91		78 - 108	07/14/11 09:50	07/27/11 09:49	1

Method: 6020/DOD - Metals (ICP/MS)

Analyte	Result	Qualifier	LOQ	DL	Unit	D	Prepared	Analyzed	Dil Fac
Aluminum	**4900**		9.7	2.4	mg/Kg	☼	07/15/11 12:40	08/29/11 15:19	1
Antimony	**0.062**	**J**	0.19	0.060	mg/Kg	☼	07/15/11 12:40	08/26/11 00:13	1
Arsenic	**8.1**		0.49	0.051	mg/Kg	☼	07/15/11 12:40	08/26/11 00:13	1

Client Sample ID: CHASS-0001M-0001-SO

Lab Sample ID: 240-1620-4

Date Collected: 06/29/11 12:30
Date Received: 06/29/11 16:40

Matrix: Solid
Percent Solids: 99.1

Method: 6020/DOD - Metals (ICP/MS) (Continued)

Analyte	Result	Qualifier	LOQ	DL	Unit	D	Prepared	Analyzed	Dil Fac
Barium	27		0.49	0.13	mg/Kg	☼	07/15/11 12:40	08/26/11 00:13	1
Beryllium	0.28		0.097	0.0034	mg/Kg	☼	07/15/11 12:40	08/29/11 15:19	1
Cadmium	0.042	J	0.19	0.0030	mg/Kg	☼	07/15/11 12:40	08/29/11 15:19	1
Calcium	640		190	39	mg/Kg	☼	07/15/11 12:40	08/26/11 00:13	1
Chromium	11		0.49	0.16	mg/Kg	☼	07/15/11 12:40	08/26/11 00:13	1
Cobalt	5.2		0.097	0.0044	mg/Kg	☼	07/15/11 12:40	08/29/11 15:19	1
Copper	13		0.39	0.11	mg/Kg	☼	07/15/11 12:40	08/26/11 00:13	1
Iron	15000		49	11	mg/Kg	☼	07/15/11 12:40	08/26/11 00:13	1
Lead	8.3		0.29	0.068	mg/Kg	☼	07/15/11 12:40	08/26/11 00:13	1
Magnesium	1300		97	8.6	mg/Kg	☼	07/15/11 12:40	08/26/11 00:13	1
Manganese	220		0.49	0.16	mg/Kg	☼	07/15/11 12:40	08/26/11 00:13	1
Nickel	14		0.49	0.084	mg/Kg	☼	07/15/11 12:40	08/26/11 00:13	1
Potassium	590		97	3.6	mg/Kg	☼	07/15/11 12:40	08/26/11 00:13	1
Selenium	0.75		0.49	0.020	mg/Kg	☼	07/15/11 12:40	08/26/11 00:13	1
Silver	0.049	U	0.097	0.016	mg/Kg	☼	07/15/11 12:40	08/29/11 15:19	1
Sodium	27	J	97	14	mg/Kg	☼	07/15/11 12:40	08/26/11 00:13	1
Thallium	0.099	J	0.19	0.055	mg/Kg	☼	07/15/11 12:40	08/26/11 00:13	1
Vanadium	10		0.49	0.042	mg/Kg	☼	07/15/11 12:40	08/26/11 00:13	1
Zinc	40		3.9	0.97	mg/Kg	☼	07/15/11 12:40	08/29/11 15:19	1

Method: 7471/DOD - Mercury (CVAA)

Analyte	Result	Qualifier	LOQ	DL	Unit	D	Prepared	Analyzed	Dil Fac
Mercury	0.020	J	0.081	0.011	mg/Kg	☼	07/15/11 15:30	07/18/11 17:22	1

General Chemistry

Analyte	Result	Qualifier	LOQ	DL	Unit	D	Prepared	Analyzed	Dil Fac
Hexavalent chromium	0.32	J	0.81	0.27	mg/Kg	☼	07/18/11 14:13	07/20/11 16:12	1

Analyte	Result	Qualifier	LOQ	MDL	Unit	D	Prepared	Analyzed	Dil Fac
Nitrocellulose	2.3 U		6.2	0.96	mg/kg	☼	07/20/11 05:35	07/21/11 12:39	1

Client Sample ID: CHASS-0002M-0001-SO

Lab Sample ID: 240-1620-5

Date Collected: 06/29/11 12:30
Date Received: 06/29/11 16:40

Matrix: Solid
Percent Solids: 99.0

Method: 8270C/DoD - Semivolatile Organic Compounds (GC/MS)

Analyte	Result	Qualifier	LOQ	DL	Unit	D	Prepared	Analyzed	Dil Fac
Acenaphthene	3.3	U	6.7	3.3	ug/Kg	☼	07/12/11 10:53	07/31/11 13:42	1
Acenaphthylene	3.3	U	6.7	3.3	ug/Kg	☼	07/12/11 10:53	07/31/11 13:42	1
Anthracene	3.3	U	6.7	3.3	ug/Kg	☼	07/12/11 10:53	07/31/11 13:42	1
Benzo[a]anthracene	3.3	U	6.7	3.3	ug/Kg	☼	07/12/11 10:53	07/31/11 13:42	1
Benzoic acid	340	U	670	340	ug/Kg	☼	07/12/11 10:53	07/31/11 13:42	1
Benzo[b]fluoranthene	3.3	U	6.7	3.3	ug/Kg	☼	07/12/11 10:53	07/31/11 13:42	1
Benzo[k]fluoranthene	3.3	U	6.7	3.3	ug/Kg	☼	07/12/11 10:53	07/31/11 13:42	1
Benzyl alcohol	27	U	330	21	ug/Kg	☼	07/12/11 10:53	07/31/11 13:42	1
Bis(2-chloroethoxy)methane	27	U	100	22	ug/Kg	☼	07/12/11 10:53	07/31/11 13:42	1
Bis(2-chloroethyl)ether	3.3	U	100	2.0	ug/Kg	☼	07/12/11 10:53	07/31/11 13:42	1
4-Bromophenyl phenyl ether	27	U	50	13	ug/Kg	☼	07/12/11 10:53	07/31/11 13:42	1
Butyl benzyl phthalate	27	U	50	10	ug/Kg	☼	07/12/11 10:53	07/31/11 13:42	1
2,4-Dimethylphenol	81	U	150	20	ug/Kg	☼	07/12/11 10:53	07/31/11 13:42	1
Dimethyl phthalate	27	U	50	17	ug/Kg	☼	07/12/11 10:53	07/31/11 13:42	1

Client: Prudent Technologies, Inc
Project/Site: RVAAP

TestAmerica Job ID: 240-1620-1

Client Sample ID: CHASS-0002M-0001-SO
Date Collected: 06/29/11 12:30
Date Received: 06/29/11 16:40

Lab Sample ID: 240-1620-5
Matrix: Solid
Percent Solids: 99.0

Method: 8270C/DoD - Semivolatile Organic Compounds (GC/MS) (Continued)

Analyte	Result	Qualifier	LOQ	DL	Unit	D	Prepared	Analyzed	Dil Fac
4,6-Dinitro-2-methylphenol	81	U	150	81	ug/Kg	☼	07/12/11 10:53	07/31/11 13:42	1
2,4-Dinitrophenol	81	U	330	81	ug/Kg	☼	07/12/11 10:53	07/31/11 13:42	1
2,4-Dinitrotoluene	27	U	200	27	ug/Kg	☼	07/12/11 10:53	07/31/11 13:42	1
2,6-Dinitrotoluene	27	U	200	21	ug/Kg	☼	07/12/11 10:53	07/31/11 13:42	1
Fluoranthene	3.3	U	6.7	3.3	ug/Kg	☼	07/12/11 10:53	07/31/11 13:42	1
Fluorene	3.3	U	6.7	3.3	ug/Kg	☼	07/12/11 10:53	07/31/11 13:42	1
Hexachlorobenzene	3.3	U	6.7	2.1	ug/Kg	☼	07/12/11 10:53	07/31/11 13:42	1
Hexachlorobutadiene	27	U	50	27	ug/Kg	☼	07/12/11 10:53	07/31/11 13:42	1
Hexachlorocyclopentadiene	27	U	330	27	ug/Kg	☼	07/12/11 10:53	07/31/11 13:42	1
Hexachloroethane	27	U	50	9.1	ug/Kg	☼	07/12/11 10:53	07/31/11 13:42	1
N-Nitrosodiphenylamine	27	U	50	21	ug/Kg	☼	07/12/11 10:53	07/31/11 13:42	1
N-Nitrosodi-n-propylamine	27	U	50	27	ug/Kg	☼	07/12/11 10:53	07/31/11 13:42	1
1,4-Dichlorobenzene	27	U	50	20	ug/Kg	☼	07/12/11 10:53	07/31/11 13:42	1
2-Chloronaphthalene	3.3	U	50	3.3	ug/Kg	☼	07/12/11 10:53	07/31/11 13:42	1
2-Chlorophenol	27	U	50	27	ug/Kg	☼	07/12/11 10:53	07/31/11 13:42	1
4-Chlorophenyl phenyl ether	27	U	50	13	ug/Kg	☼	07/12/11 10:53	07/31/11 13:42	1
Chrysene	3.3	U	6.7	1.1	ug/Kg	☼	07/12/11 10:53	07/31/11 13:42	1
Dibenz(a,h)anthracene	3.3	U	6.7	3.3	ug/Kg	☼	07/12/11 10:53	07/31/11 13:42	1
Dibenzofuran	3.3	U	50	3.3	ug/Kg	☼	07/12/11 10:53	07/31/11 13:42	1
Benzo[g,h,i]perylene	3.3	U	6.7	3.3	ug/Kg	☼	07/12/11 10:53	07/31/11 13:42	1
Benzo[a]pyrene	3.3	U	6.7	3.3	ug/Kg	☼	07/12/11 10:53	07/31/11 13:42	1
Di-n-butyl phthalate	**22**	**J**	50	15	ug/Kg	☼	07/12/11 10:53	07/31/11 13:42	1
1,2-Dichlorobenzene	27	U	50	9.8	ug/Kg	☼	07/12/11 10:53	07/31/11 13:42	1
1,3-Dichlorobenzene	27	U	50	11	ug/Kg	☼	07/12/11 10:53	07/31/11 13:42	1
3,3'-Dichlorobenzidine	81	U	100	18	ug/Kg	☼	07/12/11 10:53	07/31/11 13:42	1
2,4-Dichlorophenol	27	U	150	20	ug/Kg	☼	07/12/11 10:53	07/31/11 13:42	1
Diethyl phthalate	**26**	**J M**	50	16	ug/Kg	☼	07/12/11 10:53	07/31/11 13:42	1
Indeno[1,2,3-cd]pyrene	3.3	U	6.7	3.3	ug/Kg	☼	07/12/11 10:53	07/31/11 13:42	1
Isophorone	27	U	50	13	ug/Kg	☼	07/12/11 10:53	07/31/11 13:42	1
2-Methylnaphthalene	3.3	U	6.7	3.3	ug/Kg	☼	07/12/11 10:53	07/31/11 13:42	1
2-Methylphenol	81	U	200	81	ug/Kg	☼	07/12/11 10:53	07/31/11 13:42	1
Naphthalene	3.3	U	6.7	3.3	ug/Kg	☼	07/12/11 10:53	07/31/11 13:42	1
2-Nitroaniline	27	U	200	9.2	ug/Kg	☼	07/12/11 10:53	07/31/11 13:42	1
3-Nitroaniline	81	U	200	16	ug/Kg	☼	07/12/11 10:53	07/31/11 13:42	1
4-Nitroaniline	27	U	200	26	ug/Kg	☼	07/12/11 10:53	07/31/11 13:42	1
Nitrobenzene	3.3	U	100	2.2	ug/Kg	☼	07/12/11 10:53	07/31/11 13:42	1
2-Nitrophenol	27	U	50	27	ug/Kg	☼	07/12/11 10:53	07/31/11 13:42	1
4-Nitrophenol	81	U	330	81	ug/Kg	☼	07/12/11 10:53	07/31/11 13:42	1
Pyrene	3.3	U	6.7	3.3	ug/Kg	☼	07/12/11 10:53	07/31/11 13:42	1
Pentachlorophenol	81	U	150	81	ug/Kg	☼	07/12/11 10:53	07/31/11 13:42	1
Phenanthrene	**7.3**		6.7	3.3	ug/Kg	☼	07/12/11 10:53	07/31/11 13:42	1
1,2,4-Trichlorobenzene	27	U	50	27	ug/Kg	☼	07/12/11 10:53	07/31/11 13:42	1
2,4,5-Trichlorophenol	27	U	150	25	ug/Kg	☼	07/12/11 10:53	07/31/11 13:42	1
2,4,6-Trichlorophenol	81	U	150	81	ug/Kg	☼	07/12/11 10:53	07/31/11 13:42	1
Phenol	27	U M	50	27	ug/Kg	☼	07/12/11 10:53	07/31/11 13:42	1
Carbazole	27	U	50	27	ug/Kg	☼	07/12/11 10:53	07/31/11 13:42	1
4-Chloroaniline	27	U	150	17	ug/Kg	☼	07/12/11 10:53	07/31/11 13:42	1
3 & 4 Methylphenol	81	U	400	20	ug/Kg	☼	07/12/11 10:53	07/31/11 13:42	1
Bis(2-ethylhexyl) phthalate	**81**		50	19	ug/Kg	☼	07/12/11 10:53	07/31/11 13:42	1
Di-n-octyl phthalate	27	U	50	27	ug/Kg	☼	07/12/11 10:53	07/31/11 13:42	1

Client Sample ID: CHASS-0002M-0001-SO
Date Collected: 06/29/11 12:30
Date Received: 06/29/11 16:40

Lab Sample ID: 240-1620-5
Matrix: Solid
Percent Solids: 99.0

Method: 8270C/DoD - Semivolatile Organic Compounds (GC/MS) (Continued)

Analyte	Result	Qualifier	LOQ	DL	Unit	D	Prepared	Analyzed	Dil Fac
4-Chloro-3-methylphenol	27	U	150	21	ug/Kg	☼	07/12/11 10:53	07/31/11 13:42	1
bis (2-Chloroisopropyl) ether	27	U	100	9.6	ug/Kg	☼	07/12/11 10:53	07/31/11 13:42	1

Surrogate	*% Recovery*	*Qualifier*	*Limits*	*Prepared*	*Analyzed*	*Dil Fac*
2-Fluorobiphenyl (Surr)	*57*	*M*	*45 - 105*	*07/12/11 10:53*	*07/31/11 13:42*	*1*
2-Fluorophenol (Surr)	*69*	*M*	*35 - 105*	*07/12/11 10:53*	*07/31/11 13:42*	*1*
Nitrobenzene-d5 (Surr)	*54*	*M*	*35 - 100*	*07/12/11 10:53*	*07/31/11 13:42*	*1*
Terphenyl-d14 (Surr)	*73*		*30 - 125*	*07/12/11 10:53*	*07/31/11 13:42*	*1*
2,4,6-Tribromophenol (Surr)	*49*	*M*	*35 - 125*	*07/12/11 10:53*	*07/31/11 13:42*	*1*
Phenol-d5 (Surr)	*71*	*M*	*40 - 100*	*07/12/11 10:53*	*07/31/11 13:42*	*1*

Method: 8081/DOD - Organochlorine Pesticides (GC)

Analyte	Result	Qualifier	LOQ	DL	Unit	D	Prepared	Analyzed	Dil Fac
4,4'-DDD	1.4	U	4.0	1.3	ug/Kg	☼	07/12/11 10:41	07/29/11 08:02	2
4,4'-DDE	1.4	U J	3.4	0.79	ug/Kg	☼	07/12/11 10:41	07/29/11 08:02	2
4,4'-DDT	1.4	U	4.0	1.3	ug/Kg	☼	07/12/11 10:41	07/29/11 08:02	2
Aldrin	2.7	U J	8.1	2.4	ug/Kg	☼	07/12/11 10:41	07/29/11 08:02	2
alpha-BHC	2.7	U J	5.0	1.5	ug/Kg	☼	07/12/11 10:41	07/29/11 08:02	2
alpha-Chlordane	2.7	U J	6.1	1.9	ug/Kg	☼	07/12/11 10:41	07/29/11 08:02	2
beta-BHC	2.7	U J	7.1	2.2	ug/Kg	☼	07/12/11 10:41	07/29/11 08:02	2
delta-BHC	2.7	U J	8.1	2.4	ug/Kg	☼	07/12/11 10:41	07/29/11 08:02	2
Dieldrin	1.4	U J	3.4	0.95	ug/Kg	☼	07/12/11 10:41	07/29/11 08:02	2
Endosulfan I	1.4	U	3.4	1.0	ug/Kg	☼	07/12/11 10:41	07/29/11 08:02	2
Endosulfan II	2.7	U	5.0	1.7	ug/Kg	☼	07/12/11 10:41	07/29/11 08:02	2
Endosulfan sulfate	2.7	U	6.1	1.8	ug/Kg	☼	07/12/11 10:41	07/29/11 08:02	2
Endrin	1.4	U	3.4	1.0	ug/Kg	☼	07/12/11 10:41	07/29/11 08:02	2
Endrin aldehyde	2.7	U	6.1	2.0	ug/Kg	☼	07/12/11 10:41	07/29/11 08:02	2
Endrin ketone	1.4	U	4.0	1.3	ug/Kg	☼	07/12/11 10:41	07/29/11 08:02	2
gamma-BHC (Lindane)	2.7	U J	5.0	1.5	ug/Kg	☼	07/12/11 10:41	07/29/11 08:02	2
gamma-Chlordane	1.4	U J	3.4	0.85	ug/Kg	☼	07/12/11 10:41	07/29/11 08:02	2
Heptachlor	2.7	U	7.1	2.2	ug/Kg	☼	07/12/11 10:41	07/29/11 08:02	2
Heptachlor epoxide	2.7	U J	5.0	1.6	ug/Kg	☼	07/12/11 10:41	07/29/11 08:02	2
Methoxychlor	6.7	U	10	3.0	ug/Kg	☼	07/12/11 10:41	07/29/11 08:02	2
Toxaphene	40	U	140	38	ug/Kg	☼	07/12/11 10:41	07/29/11 08:02	2

Surrogate	*% Recovery*	*Qualifier*	*Limits*	*Prepared*	*Analyzed*	*Dil Fac*
DCB Decachlorobiphenyl	*145*	*Q*	*55 - 130*	*07/12/11 10:41*	*07/29/11 08:02*	*2*
DCB Decachlorobiphenyl	*114*		*55 - 130*	*07/12/11 10:41*	*07/29/11 08:02*	*2*
Tetrachloro-m-xylene	*561*	*Q*	*70 - 125*	*07/12/11 10:41*	*07/29/11 08:02*	*2*
Tetrachloro-m-xylene	*96*		*70 - 125*	*07/12/11 10:41*	*07/29/11 08:02*	*2*

Method: 8082/DOD - Polychlorinated Biphenyls (PCBs) by Gas Chromatography

Analyte	Result	Qualifier	LOQ	DL	Unit	D	Prepared	Analyzed	Dil Fac
Aroclor 1016	25	U	66	21	ug/Kg	☼	07/12/11 09:19	07/20/11 20:15	1
Aroclor 1221	25	U	50	16	ug/Kg	☼	07/12/11 09:19	07/20/11 20:15	1
Aroclor 1232	25	U	45	14	ug/Kg	☼	07/12/11 09:19	07/20/11 20:15	1
Aroclor 1242	25	U	40	13	ug/Kg	☼	07/12/11 09:19	07/20/11 20:15	1
Aroclor 1248	25	U	55	17	ug/Kg	☼	07/12/11 09:19	07/20/11 20:15	1
Aroclor 1254	25	U	55	17	ug/Kg	☼	07/12/11 09:19	07/20/11 20:15	1
Aroclor 1260	25	U	55	17	ug/Kg	☼	07/12/11 09:19	07/20/11 20:15	1

Client Sample Results

Client: Prudent Technologies, Inc
Project/Site: RVAAP

TestAmerica Job ID: 240-1620-1

Client Sample ID: CHASS-0002M-0001-SO

Date Collected: 06/29/11 12:30
Date Received: 06/29/11 16:40

Lab Sample ID: 240-1620-5

Matrix: Solid
Percent Solids: 99.0

Surrogate	*% Recovery*	*Qualifier*	*Limits*	*Prepared*	*Analyzed*	*Dil Fac*
Tetrachloro-m-xylene	*83*		*40 - 140*	*07/12/11 09:19*	*07/20/11 20:15*	*1*
Tetrachloro-m-xylene	*86*		*40 - 140*	*07/12/11 09:19*	*07/20/11 20:15*	*1*
DCB Decachlorobiphenyl	*95*		*60 - 125*	*07/12/11 09:19*	*07/20/11 20:15*	*1*
DCB Decachlorobiphenyl	*98*		*60 - 125*	*07/12/11 09:19*	*07/20/11 20:15*	*1*

Method: 8330 (Modified) - Organic Compounds by UV/HPLC

Analyte	Result	Qualifier	LOQ	MDL	Unit	D	Prepared	Analyzed	Dil Fac
Nitroguanidine	0.038 U		0.24	0.019	mg/kg		07/14/11 09:55	07/27/11 15:14	0.95

Method: 8330/8330A - Nitroaromatics & Nitramines: Explosives (8330/A)

Analyte	Result	Qualifier	LOQ	MDL	Unit	D	Prepared	Analyzed	Dil Fac
1,3,5-Trinitrobenzene	0.098 U		0.24	0.020	mg/kg		07/14/11 09:50	07/27/11 12:30	0.98
1,3-Dinitrobenzene	0.098 U		0.24	0.049	mg/kg		07/14/11 09:50	07/27/11 12:30	0.98
2,4,6-Trinitrotoluene	0.098 U		0.24	0.020	mg/kg		07/14/11 09:50	07/27/11 12:30	0.98
2,4-Dinitrotoluene	0.098 U		0.24	0.020	mg/kg		07/14/11 09:50	07/27/11 12:30	0.98
2,6-Dinitrotoluene	0.098 U		0.24	0.029	mg/kg		07/14/11 09:50	07/27/11 12:30	0.98
2-Amino-4,6-dinitrotoluene	0.098 U		0.24	0.098	mg/kg		07/14/11 09:50	07/27/11 12:30	0.98
2-Nitrotoluene	0.098 U		0.24	0.078	mg/kg		07/14/11 09:50	07/27/11 12:30	0.98
3-Nitrotoluene	0.098 U		0.24	0.069	mg/kg		07/14/11 09:50	07/27/11 12:30	0.98
4-Amino-2,6-dinitrotoluene	0.098 U		0.24	0.020	mg/kg		07/14/11 09:50	07/27/11 12:30	0.98
4-Nitrotoluene	0.098 U		0.24	0.078	mg/kg		07/14/11 09:50	07/27/11 12:30	0.98
HMX	0.098 U		0.24	0.029	mg/kg		07/14/11 09:50	07/27/11 12:30	0.98
Nitrobenzene	0.098 U		0.24	0.049	mg/kg		07/14/11 09:50	07/27/11 12:30	0.98
Nitroglycerin	0.24 U		0.49	0.13	mg/kg		07/14/11 09:50	07/27/11 12:30	0.98
PETN	0.24 U		0.49	0.16	mg/kg		07/14/11 09:50	07/27/11 12:30	0.98
RDX	0.098 U		0.24	0.039	mg/kg		07/14/11 09:50	07/27/11 12:30	0.98
Tetryl	0.098 U		0.24	0.049	mg/kg		07/14/11 09:50	07/27/11 12:30	0.98

Surrogate	*% Recovery*	*Qualifier*	*Limits*	*Prepared*	*Analyzed*	*Dil Fac*
3,4-Dinitrotoluene	*91*		*78 - 108*	*07/14/11 09:50*	*07/27/11 12:30*	*0.98*

Method: 6020/DOD - Metals (ICP/MS)

Analyte	Result	Qualifier	LOQ	DL	Unit	D	Prepared	Analyzed	Dil Fac
Aluminum	**4700**		9.3	2.3	mg/Kg	☼	07/15/11 12:40	08/29/11 15:23	1
Antimony	**0.059**	**J**	0.19	0.057	mg/Kg	☼	07/15/11 12:40	08/26/11 00:18	1
Arsenic	**8.4**		0.46	0.048	mg/Kg	☼	07/15/11 12:40	08/26/11 00:18	1
Barium	**28**		0.46	0.12	mg/Kg	☼	07/15/11 12:40	08/26/11 00:18	1
Beryllium	**0.28**		0.093	0.0032	mg/Kg	☼	07/15/11 12:40	08/29/11 15:23	1
Cadmium	**0.052**	**J**	0.19	0.0029	mg/Kg	☼	07/15/11 12:40	08/29/11 15:23	1
Calcium	**630**		190	37	mg/Kg	☼	07/15/11 12:40	08/26/11 00:18	1
Chromium	**9.8**		0.46	0.15	mg/Kg	☼	07/15/11 12:40	08/26/11 00:18	1
Cobalt	**4.7**		0.093	0.0042	mg/Kg	☼	07/15/11 12:40	08/29/11 15:23	1
Copper	**13**		0.37	0.10	mg/Kg	☼	07/15/11 12:40	08/26/11 00:18	1
Iron	**15000**		46	10	mg/Kg	☼	07/15/11 12:40	08/26/11 00:18	1
Lead	**8.2**		0.28	0.065	mg/Kg	☼	07/15/11 12:40	08/26/11 00:18	1
Magnesium	**1200**		93	8.2	mg/Kg	☼	07/15/11 12:40	08/26/11 00:18	1
Manganese	**220**		0.46	0.15	mg/Kg	☼	07/15/11 12:40	08/26/11 00:18	1
Nickel	**13**		0.46	0.080	mg/Kg	☼	07/15/11 12:40	08/26/11 00:18	1
Potassium	**540**		93	3.5	mg/Kg	☼	07/15/11 12:40	08/26/11 00:18	1
Selenium	**0.70**		0.46	0.019	mg/Kg	☼	07/15/11 12:40	08/26/11 00:18	1
Silver	0.046	U	0.093	0.015	mg/Kg	☼	07/15/11 12:40	08/29/11 15:23	1
Sodium	**24**	**J**	93	13	mg/Kg	☼	07/15/11 12:40	08/26/11 00:18	1

Client Sample ID: CHASS-0002M-0001-SO

Lab Sample ID: 240-1620-5

Date Collected: 06/29/11 12:30
Date Received: 06/29/11 16:40

Matrix: Solid
Percent Solids: 99.0

Method: 6020/DOD - Metals (ICP/MS) (Continued)

Analyte	Result	Qualifier	LOQ	DL	Unit	D	Prepared	Analyzed	Dil Fac
Thallium	0.088	J	0.19	0.052	mg/Kg	☼	07/15/11 12:40	08/26/11 00:18	1
Vanadium	9.7		0.46	0.040	mg/Kg	☼	07/15/11 12:40	08/26/11 00:18	1
Zinc	42		3.7	0.93	mg/Kg	☼	07/15/11 12:40	08/29/11 15:23	1

Method: 7471/DOD - Mercury (CVAA)

Analyte	Result	Qualifier	LOQ	DL	Unit	D	Prepared	Analyzed	Dil Fac
Mercury	0.017	J	0.067	0.0094	mg/Kg	☼	07/15/11 15:30	07/18/11 17:24	1

General Chemistry

Analyte	Result	Qualifier	LOQ	DL	Unit	D	Prepared	Analyzed	Dil Fac
Hexavalent chromium	0.81	U	0.81	0.27	mg/Kg	☼	07/18/11 14:13	07/20/11 16:13	1

Analyte	Result	Qualifier	LOQ	MDL	Unit	D	Prepared	Analyzed	Dil Fac
Nitrocellulose	2.1 U		5.7	0.89	mg/kg	☼	07/20/11 05:35	07/21/11 12:41	1

Client Sample ID: CHASS-0001V-0001-SO

Lab Sample ID: 240-1620-6

Date Collected: 06/29/11 12:35
Date Received: 06/29/11 16:40

Matrix: Solid
Percent Solids: 85.5

Method: 8260B/DoD - Volatile Organic Compounds (GC/MS)

Analyte	Result	Qualifier	LOQ	DL	Unit	D	Prepared	Analyzed	Dil Fac
1,1,1-Trichloroethane	11	U	270	22	ug/Kg	☼	07/07/11 15:43	07/08/11 18:08	1
1,1,2,2-Tetrachloroethane	27	U	270	9.5	ug/Kg	☼	07/07/11 15:43	07/08/11 18:08	1
1,1,2-Trichloroethane	27	U	270	13	ug/Kg	☼	07/07/11 15:43	07/08/11 18:08	1
1,1-Dichloroethane	27	U	270	18	ug/Kg	☼	07/07/11 15:43	07/08/11 18:08	1
1,1-Dichloroethene	27	U	270	19	ug/Kg	☼	07/07/11 15:43	07/08/11 18:08	1
1,2-Dichloroethane	27	U	270	11	ug/Kg	☼	07/07/11 15:43	07/08/11 18:08	1
1,2-Dichloroethene, Total	8.7	U	530	8.7	ug/Kg	☼	07/07/11 15:43	07/08/11 18:08	1
1,2-Dichloropropane	11	U	270	8.7	ug/Kg	☼	07/07/11 15:43	07/08/11 18:08	1
2-Butanone	110	J	1100	46	ug/Kg	☼	07/07/11 15:43	07/08/11 18:08	1
2-Hexanone	53	U	1100	21	ug/Kg	☼	07/07/11 15:43	07/08/11 18:08	1
4-Methyl-2-pentanone	110	U	1100	51	ug/Kg	☼	07/07/11 15:43	07/08/11 18:08	1
Acetone	210	U	1100	180	ug/Kg	☼	07/07/11 15:43	07/08/11 18:08	1
Benzene	27	U	270	13	ug/Kg	☼	07/07/11 15:43	07/08/11 18:08	1
Bromoform	27	U	270	20	ug/Kg	☼	07/07/11 15:43	07/08/11 18:08	1
Bromomethane	53	U	270	31	ug/Kg	☼	07/07/11 15:43	07/08/11 18:08	1
Carbon disulfide	27	U	270	13	ug/Kg	☼	07/07/11 15:43	07/08/11 18:08	1
Carbon tetrachloride	11	U	270	6.8	ug/Kg	☼	07/07/11 15:43	07/08/11 18:08	1
Chlorobenzene	11	U	270	6.8	ug/Kg	☼	07/07/11 15:43	07/08/11 18:08	1
Chloromethane	27	U	270	15	ug/Kg	☼	07/07/11 15:43	07/08/11 18:08	1
cis-1,2-Dichloroethene	11	U	270	7.3	ug/Kg	☼	07/07/11 15:43	07/08/11 18:08	1
cis-1,3-Dichloropropene	11	U	270	8.4	ug/Kg	☼	07/07/11 15:43	07/08/11 18:08	1
Dibromochloromethane	27	U	270	13	ug/Kg	☼	07/07/11 15:43	07/08/11 18:08	1
Bromodichloromethane	27	U	270	11	ug/Kg	☼	07/07/11 15:43	07/08/11 18:08	1
Ethylbenzene	11	U	270	5.8	ug/Kg	☼	07/07/11 15:43	07/08/11 18:08	1
Methylene Chloride	83	J	270	82	ug/Kg	☼	07/07/11 15:43	07/08/11 18:08	1
Styrene	11	U	270	6.0	ug/Kg	☼	07/07/11 15:43	07/08/11 18:08	1
Tetrachloroethene	27	U	270	13	ug/Kg	☼	07/07/11 15:43	07/08/11 18:08	1
Toluene	27	U	270	18	ug/Kg	☼	07/07/11 15:43	07/08/11 18:08	1
trans-1,2-Dichloroethene	27	U	270	9.8	ug/Kg	☼	07/07/11 15:43	07/08/11 18:08	1
trans-1,3-Dichloropropene	27	U	270	21	ug/Kg	☼	07/07/11 15:43	07/08/11 18:08	1

Client Sample ID: CHASS-0001V-0001-SO

Lab Sample ID: 240-1620-6

Date Collected: 06/29/11 12:35
Date Received: 06/29/11 16:40

Matrix: Solid
Percent Solids: 85.5

Method: 8260B/DoD - Volatile Organic Compounds (GC/MS) (Continued)

Analyte	Result	Qualifier	LOQ	DL	Unit	D	Prepared	Analyzed	Dil Fac
Trichloroethene	27	U	270	10	ug/Kg	☼	07/07/11 15:43	07/08/11 18:08	1
Vinyl chloride	27	U	270	19	ug/Kg	☼	07/07/11 15:43	07/08/11 18:08	1
Xylenes (total)	32	U	530	8.6	ug/Kg	☼	07/07/11 15:43	07/08/11 18:08	1
Chloroform	27	U	270	9.4	ug/Kg	☼	07/07/11 15:43	07/08/11 18:08	1
Bromochloromethane	27	U	270	14	ug/Kg	☼	07/07/11 15:43	07/08/11 18:08	1
1,2-Dibromoethane	27	U	270	11	ug/Kg	☼	07/07/11 15:43	07/08/11 18:08	1
Chloroethane	110	U	270	65	ug/Kg	☼	07/07/11 15:43	07/08/11 18:08	1

Surrogate	*% Recovery*	*Qualifier*	*Limits*	*Prepared*	*Analyzed*	*Dil Fac*
Toluene-d8 (Surr)	*71*	*Q*	*85 - 115*	*07/07/11 15:43*	*07/08/11 18:08*	*1*
1,2-Dichloroethane-d4 (Surr)	*78*		*61 - 130*	*07/07/11 15:43*	*07/08/11 18:08*	*1*
4-Bromofluorobenzene (Surr)	*71*	*Q*	*85 - 120*	*07/07/11 15:43*	*07/08/11 18:08*	*1*
Dibromofluoromethane (Surr)	*65*		*59 - 138*	*07/07/11 15:43*	*07/08/11 18:08*	*1*

Client Sample ID: CHASS-0002V-0001-SO

Lab Sample ID: 240-1620-7

Date Collected: 06/29/11 12:35
Date Received: 06/29/11 16:40

Matrix: Solid
Percent Solids: 84.7

Method: 8260B/DoD - Volatile Organic Compounds (GC/MS)

Analyte	Result	Qualifier	LOQ	DL	Unit	D	Prepared	Analyzed	Dil Fac
1,1,1-Trichloroethane	11	U	280	24	ug/Kg	☼	07/07/11 15:43	07/08/11 17:47	1
1,1,2,2-Tetrachloroethane	28	U	280	10	ug/Kg	☼	07/07/11 15:43	07/08/11 17:47	1
1,1,2-Trichloroethane	28	U	280	14	ug/Kg	☼	07/07/11 15:43	07/08/11 17:47	1
1,1-Dichloroethane	28	U	280	19	ug/Kg	☼	07/07/11 15:43	07/08/11 17:47	1
1,1-Dichloroethene	28	U	280	20	ug/Kg	☼	07/07/11 15:43	07/08/11 17:47	1
1,2-Dichloroethane	28	U	280	11	ug/Kg	☼	07/07/11 15:43	07/08/11 17:47	1
1,2-Dichloroethene, Total	9.3	U	570	9.3	ug/Kg	☼	07/07/11 15:43	07/08/11 17:47	1
1,2-Dichloropropane	11	U	280	9.3	ug/Kg	☼	07/07/11 15:43	07/08/11 17:47	1
2-Butanone	110	U	1100	49	ug/Kg	☼	07/07/11 15:43	07/08/11 17:47	1
2-Hexanone	57	U	1100	23	ug/Kg	☼	07/07/11 15:43	07/08/11 17:47	1
4-Methyl-2-pentanone	110	U	1100	54	ug/Kg	☼	07/07/11 15:43	07/08/11 17:47	1
Acetone	230	U	1100	190	ug/Kg	☼	07/07/11 15:43	07/08/11 17:47	1
Benzene	28	U	280	14	ug/Kg	☼	07/07/11 15:43	07/08/11 17:47	1
Bromoform	28	U	280	22	ug/Kg	☼	07/07/11 15:43	07/08/11 17:47	1
Bromomethane	57	U	280	33	ug/Kg	☼	07/07/11 15:43	07/08/11 17:47	1
Carbon disulfide	28	U	280	14	ug/Kg	☼	07/07/11 15:43	07/08/11 17:47	1
Carbon tetrachloride	11	U	280	7.2	ug/Kg	☼	07/07/11 15:43	07/08/11 17:47	1
Chlorobenzene	11	U	280	7.2	ug/Kg	☼	07/07/11 15:43	07/08/11 17:47	1
Chloromethane	28	U	280	16	ug/Kg	☼	07/07/11 15:43	07/08/11 17:47	1
cis-1,2-Dichloroethene	11	U	280	7.8	ug/Kg	☼	07/07/11 15:43	07/08/11 17:47	1
cis-1,3-Dichloropropene	11	U	280	8.9	ug/Kg	☼	07/07/11 15:43	07/08/11 17:47	1
Dibromochloromethane	28	U	280	14	ug/Kg	☼	07/07/11 15:43	07/08/11 17:47	1
Bromodichloromethane	28	U	280	11	ug/Kg	☼	07/07/11 15:43	07/08/11 17:47	1
Ethylbenzene	11	U	280	6.1	ug/Kg	☼	07/07/11 15:43	07/08/11 17:47	1
Methylene Chloride	110	U	280	87	ug/Kg	☼	07/07/11 15:43	07/08/11 17:47	1
Styrene	11	U	280	6.3	ug/Kg	☼	07/07/11 15:43	07/08/11 17:47	1
Tetrachloroethene	28	U	280	14	ug/Kg	☼	07/07/11 15:43	07/08/11 17:47	1
Toluene	28	U	280	19	ug/Kg	☼	07/07/11 15:43	07/08/11 17:47	1
trans-1,2-Dichloroethene	28	U	280	10	ug/Kg	☼	07/07/11 15:43	07/08/11 17:47	1
trans-1,3-Dichloropropene	28	U	280	23	ug/Kg	☼	07/07/11 15:43	07/08/11 17:47	1

Client Sample Results

Client: Prudent Technologies, Inc
Project/Site: RVAAP

TestAmerica Job ID: 240-1620-1

Client Sample ID: CHASS-0002V-0001-SO
Date Collected: 06/29/11 12:35
Date Received: 06/29/11 16:40

Lab Sample ID: 240-1620-7
Matrix: Solid
Percent Solids: 84.7

Method: 8260B/DoD - Volatile Organic Compounds (GC/MS) (Continued)

Analyte	Result	Qualifier	LOQ	DL	Unit	D	Prepared	Analyzed	Dil Fac
Trichloroethene	28	U	280	11	ug/Kg	☼	07/07/11 15:43	07/08/11 17:47	1
Vinyl chloride	28	U	280	20	ug/Kg	☼	07/07/11 15:43	07/08/11 17:47	1
Xylenes (total)	34	U	570	9.2	ug/Kg	☼	07/07/11 15:43	07/08/11 17:47	1
Chloroform	28	U	280	10	ug/Kg	☼	07/07/11 15:43	07/08/11 17:47	1
Bromochloromethane	28	U	280	15	ug/Kg	☼	07/07/11 15:43	07/08/11 17:47	1
1,2-Dibromoethane	28	U	280	11	ug/Kg	☼	07/07/11 15:43	07/08/11 17:47	1
Chloroethane	110	U	280	69	ug/Kg	☼	07/07/11 15:43	07/08/11 17:47	1

Surrogate	*% Recovery*	*Qualifier*	*Limits*	*Prepared*	*Analyzed*	*Dil Fac*
Toluene-d8 (Surr)	*65*	*Q*	*85 - 115*	*07/07/11 15:43*	*07/08/11 17:47*	*1*
1,2-Dichloroethane-d4 (Surr)	*71*		*61 - 130*	*07/07/11 15:43*	*07/08/11 17:47*	*1*
4-Bromofluorobenzene (Surr)	*64*	*Q*	*85 - 120*	*07/07/11 15:43*	*07/08/11 17:47*	*1*
Dibromofluoromethane (Surr)	*59*		*59 - 138*	*07/07/11 15:43*	*07/08/11 17:47*	*1*

Surrogate Summary

Client: Prudent Technologies, Inc
Project/Site: RVAAP

TestAmerica Job ID: 240-1620-1

Method: 8260B/DoD - Volatile Organic Compounds (GC/MS)

Matrix: Solid **Prep Type: Total/NA**

		Percent Surrogate Recovery (Acceptance Limits)			
		TOL	12DCE	BFB	DBFM
Lab Sample ID	Client Sample ID	(85-115)	(61-130)	(85-120)	(59-138)
240-1620-6	CHASS-0001V-0001-SO	71 Q	78	71 Q	65
240-1620-7	CHASS-0002V-0001-SO	65 Q	71	64 Q	59
LCS 240-7596/7-A	Lab Control Sample	76 Q	80	78 Q	73
MB 240-7596/6-A	Method Blank	75 Q	82	73 Q	69

Surrogate Legend

TOL = Toluene-d8 (Surr)
12DCE = 1,2-Dichloroethane-d4 (Surr)
BFB = 4-Bromofluorobenzene (Surr)
DBFM = Dibromofluoromethane (Surr)

Method: 8270C/DoD - Semivolatile Organic Compounds (GC/MS)

Matrix: Solid **Prep Type: Total/NA**

		Percent Surrogate Recovery (Acceptance Limits)					
		FBP	2FP	NBZ	TPH	TBP	PHL
Lab Sample ID	Client Sample ID	(45-105)	(35-105)	(35-100)	(30-125)	(35-125)	(40-100)
240-1620-1	LL3SB-415M-0101-SO	59	72	56	79	54	74
240-1620-2	LL3SB-415M-0102-SO	60	66	57	76	51	69
240-1620-3	LL3SB-415M-0103-SO	52	62	48	64	45	61
240-1620-4	CHASS-0001M-0001-SO	55	67	55	71	48	69
240-1620-5	CHASS-0002M-0001-SO	57 M	69 M	54 M	73	49 M	71 M
LCS 240-8076/15-A	Lab Control Sample	55	72	55	76	53	77
MB 240-8076/14-A	Method Blank	46	59	46	78	42	60

Surrogate Legend

FBP = 2-Fluorobiphenyl (Surr)
2FP = 2-Fluorophenol (Surr)
NBZ = Nitrobenzene-d5 (Surr)
TPH = Terphenyl-d14 (Surr)
TBP = 2,4,6-Tribromophenol (Surr)
PHL = Phenol-d5 (Surr)

Method: 8081/DOD - Organochlorine Pesticides (GC)

Matrix: Solid **Prep Type: Total/NA**

		Percent Surrogate Recovery (Acceptance Limits)			
		DCB1	DCB2	TCX1	TCX2
Lab Sample ID	Client Sample ID	(55-130)	(55-130)	(70-125)	(70-125)
240-1620-4	CHASS-0001M-0001-SO	146 Q	114	96	43 Q
240-1620-5	CHASS-0002M-0001-SO	145 Q	114	561 Q	96
240-1620-5 MS	CHASS-0002M-0001-SO	174 Q	145 Q	995 M Q	119
240-1620-5 MSD	CHASS-0002M-0001-SO	183 Q	125	407 Q	104
LCS 240-8071/2-A	Lab Control Sample	118	105	443 Q	92
MB 240-8071/1-A	Method Blank	108	105	608 Q	72

Surrogate Legend

DCB = DCB Decachlorobiphenyl
TCX = Tetrachloro-m-xylene

Surrogate Summary

Client: Prudent Technologies, Inc
Project/Site: RVAAP

TestAmerica Job ID: 240-1620-1

Method: 8082/DOD - Polychlorinated Biphenyls (PCBs) by Gas Chromatography

Matrix: Solid **Prep Type: Total/NA**

		Percent Surrogate Recovery (Acceptance Limits)			
		TCX1	TCX2	DCB1	DCB2
Lab Sample ID	Client Sample ID	(40-140)	(40-140)	(60-125)	(60-125)
240-1620-4	CHASS-0001M-0001-SO	87	86	88	113
240-1620-5	CHASS-0002M-0001-SO	83	86	95	98
LCS 240-8031/20-A	Lab Control Sample	93	88	101	110
MB 240-8031/19-A	Method Blank	82	81	91	102

Surrogate Legend

TCX = Tetrachloro-m-xylene

DCB = DCB Decachlorobiphenyl

Method: 8330/8330A - Nitroaromatics & Nitramines: Explosives (8330/A)

Matrix: Solid **Prep Type: Total**

		Percent Surrogate Recovery (Acceptance Limits)
		DNT
Lab Sample ID	Client Sample ID	(78-108)
240-1620-4	CHASS-0001M-0001-SO	91
240-1620-5	CHASS-0002M-0001-SO	91
G1G120502001D	CHASS-0001M-0001-SO	91
G1G120502001S	CHASS-0001M-0001-SO	91
G1G140000078B	Method Blank	91
G1G140000078C	Lab Control Sample	91

Surrogate Legend

DNT = 3,4-Dinitrotoluene

Method: 8260B/DoD - Volatile Organic Compounds (GC/MS)

Lab Sample ID: MB 240-7596/6-A
Matrix: Solid
Analysis Batch: 7735

Client Sample ID: Method Blank
Prep Type: Total/NA
Prep Batch: 7596

Analyte	MB Result	MB Qualifier	LOQ	DL	Unit	D	Prepared	Analyzed	Dil Fac
1,1,1-Trichloroethane	10	U	250	21	ug/Kg		07/07/11 15:43	07/08/11 16:21	1
1,1,2,2-Tetrachloroethane	25	U	250	8.9	ug/Kg		07/07/11 15:43	07/08/11 16:21	1
1,1,2-Trichloroethane	25	U	250	12	ug/Kg		07/07/11 15:43	07/08/11 16:21	1
1,1-Dichloroethane	25	U	250	17	ug/Kg		07/07/11 15:43	07/08/11 16:21	1
1,1-Dichloroethene	25	U	250	18	ug/Kg		07/07/11 15:43	07/08/11 16:21	1
1,2-Dichloroethane	25	U	250	10	ug/Kg		07/07/11 15:43	07/08/11 16:21	1
1,2-Dichloroethene, Total	8.2	U	500	8.2	ug/Kg		07/07/11 15:43	07/08/11 16:21	1
1,2-Dichloropropane	10	U	250	8.2	ug/Kg		07/07/11 15:43	07/08/11 16:21	1
2-Butanone	100	U	1000	43	ug/Kg		07/07/11 15:43	07/08/11 16:21	1
2-Hexanone	50	U	1000	20	ug/Kg		07/07/11 15:43	07/08/11 16:21	1
4-Methyl-2-pentanone	100	U	1000	48	ug/Kg		07/07/11 15:43	07/08/11 16:21	1
Acetone	200	U	1000	170	ug/Kg		07/07/11 15:43	07/08/11 16:21	1
Benzene	25	U	250	12	ug/Kg		07/07/11 15:43	07/08/11 16:21	1
Bromoform	25	U	250	19	ug/Kg		07/07/11 15:43	07/08/11 16:21	1
Bromomethane	50	U	250	29	ug/Kg		07/07/11 15:43	07/08/11 16:21	1
Carbon disulfide	25	U	250	12	ug/Kg		07/07/11 15:43	07/08/11 16:21	1
Carbon tetrachloride	10	U	250	6.4	ug/Kg		07/07/11 15:43	07/08/11 16:21	1
Chlorobenzene	10	U	250	6.4	ug/Kg		07/07/11 15:43	07/08/11 16:21	1
Chloromethane	25	U	250	14	ug/Kg		07/07/11 15:43	07/08/11 16:21	1
cis-1,2-Dichloroethene	10	U	250	6.9	ug/Kg		07/07/11 15:43	07/08/11 16:21	1
cis-1,3-Dichloropropene	10	U	250	7.9	ug/Kg		07/07/11 15:43	07/08/11 16:21	1
Dibromochloromethane	25	U	250	12	ug/Kg		07/07/11 15:43	07/08/11 16:21	1
Bromodichloromethane	25	U	250	9.9	ug/Kg		07/07/11 15:43	07/08/11 16:21	1
Ethylbenzene	10	U	250	5.4	ug/Kg		07/07/11 15:43	07/08/11 16:21	1
Methylene Chloride	100	U	250	77	ug/Kg		07/07/11 15:43	07/08/11 16:21	1
Styrene	10	U	250	5.6	ug/Kg		07/07/11 15:43	07/08/11 16:21	1
Tetrachloroethene	25	U	250	12	ug/Kg		07/07/11 15:43	07/08/11 16:21	1
Toluene	25	U	250	17	ug/Kg		07/07/11 15:43	07/08/11 16:21	1
trans-1,2-Dichloroethene	25	U	250	9.2	ug/Kg		07/07/11 15:43	07/08/11 16:21	1
trans-1,3-Dichloropropene	25	U	250	20	ug/Kg		07/07/11 15:43	07/08/11 16:21	1
Trichloroethene	25	U	250	9.7	ug/Kg		07/07/11 15:43	07/08/11 16:21	1
Vinyl chloride	25	U	250	18	ug/Kg		07/07/11 15:43	07/08/11 16:21	1
Xylenes (total)	30	U	500	8.1	ug/Kg		07/07/11 15:43	07/08/11 16:21	1
Chloroform	25	U	250	8.8	ug/Kg		07/07/11 15:43	07/08/11 16:21	1
Bromochloromethane	25	U	250	13	ug/Kg		07/07/11 15:43	07/08/11 16:21	1
1,2-Dibromoethane	25	U	250	10	ug/Kg		07/07/11 15:43	07/08/11 16:21	1
Chloroethane	100	U	250	61	ug/Kg		07/07/11 15:43	07/08/11 16:21	1

Surrogate	*MB % Recovery*	*MB Qualifier*	*Limits*	*Prepared*	*Analyzed*	*Dil Fac*
Toluene-d8 (Surr)	*75*	*Q*	*85 - 115*	*07/07/11 15:43*	*07/08/11 16:21*	*1*
1,2-Dichloroethane-d4 (Surr)	*82*		*61 - 130*	*07/07/11 15:43*	*07/08/11 16:21*	*1*
4-Bromofluorobenzene (Surr)	*73*	*Q*	*85 - 120*	*07/07/11 15:43*	*07/08/11 16:21*	*1*
Dibromofluoromethane (Surr)	*69*		*59 - 138*	*07/07/11 15:43*	*07/08/11 16:21*	*1*

Method: 8260B/DoD - Volatile Organic Compounds (GC/MS) (Continued)

Lab Sample ID: LCS 240-7596/7-A
Matrix: Solid
Analysis Batch: 7735

Client Sample ID: Lab Control Sample
Prep Type: Total/NA
Prep Batch: 7596

Analyte	Spike Added	LCS Result	LCS Qualifier	Unit	D	% Rec	% Rec. Limits
1,1,1-Trichloroethane	500	447		ug/Kg		89	70 - 135
1,1,2,2-Tetrachloroethane	500	505		ug/Kg		101	55 - 130
1,1,2-Trichloroethane	500	489		ug/Kg		98	60 - 125
1,1-Dichloroethane	500	477		ug/Kg		95	75 - 125
1,1-Dichloroethene	500	491		ug/Kg		98	65 - 135
1,2-Dichloroethane	500	480		ug/Kg		96	70 - 135
1,2-Dichloropropane	500	493		ug/Kg		99	70 - 120
2-Butanone	1000	1080		ug/Kg		108	30 - 160
2-Hexanone	1000	985	J	ug/Kg		99	45 - 145
4-Methyl-2-pentanone	1000	935	J	ug/Kg		94	45 - 145
Acetone	1000	955	J	ug/Kg		96	20 - 160
Benzene	500	480		ug/Kg		96	75 - 125
Bromoform	500	505		ug/Kg		101	55 - 135
Bromomethane	500	360		ug/Kg		72	30 - 160
Carbon disulfide	500	346		ug/Kg		69	45 - 160
Carbon tetrachloride	500	430		ug/Kg		86	65 - 135
Chlorobenzene	500	476		ug/Kg		95	75 - 125
Chloromethane	500	321		ug/Kg		64	50 - 130
cis-1,2-Dichloroethene	500	477		ug/Kg		95	65 - 125
cis-1,3-Dichloropropene	500	396		ug/Kg		79	70 - 125
Dibromochloromethane	500	433		ug/Kg		87	65 - 130
Bromodichloromethane	500	409		ug/Kg		82	70 - 130
Ethylbenzene	500	464		ug/Kg		93	75 - 125
Methylene Chloride	500	520		ug/Kg		104	55 - 140
m-Xylene & p-Xylene	1000	945		ug/Kg		95	80 - 125
o-Xylene	500	471		ug/Kg		94	75 - 125
Styrene	500	430		ug/Kg		86	75 - 125
Tetrachloroethene	500	477		ug/Kg		95	65 - 140
Toluene	500	476		ug/Kg		95	70 - 125
trans-1,2-Dichloroethene	500	468		ug/Kg		94	65 - 135
trans-1,3-Dichloropropene	500	387		ug/Kg		77	65 - 125
Trichloroethene	500	471		ug/Kg		94	75 - 125
Vinyl chloride	500	361		ug/Kg		72	60 - 125
Chloroform	500	483		ug/Kg		97	70 - 125
Bromochloromethane	500	493		ug/Kg		99	70 - 125
Chloroethane	500	367		ug/Kg		73	40 - 155

Surrogate	*LCS % Recovery*	*LCS Qualifier*	*Limits*
Toluene-d8 (Surr)	*76*	*Q*	*85 - 115*
1,2-Dichloroethane-d4 (Surr)	*80*		*61 - 130*
4-Bromofluorobenzene (Surr)	*78*	*Q*	*85 - 120*
Dibromofluoromethane (Surr)	*73*		*59 - 138*

Method: 8270C/DoD - Semivolatile Organic Compounds (GC/MS)

Lab Sample ID: MB 240-8076/14-A
Matrix: Solid
Analysis Batch: 10353

Client Sample ID: Method Blank
Prep Type: Total/NA
Prep Batch: 8076

Analyte	MB Result	MB Qualifier	LOQ	DL	Unit	D	Prepared	Analyzed	Dil Fac
Acenaphthene	3.3	U	6.7	3.3	ug/Kg		07/12/11 10:53	07/31/11 11:30	1
Acenaphthylene	3.3	U	6.7	3.3	ug/Kg		07/12/11 10:53	07/31/11 11:30	1
Anthracene	3.3	U	6.7	3.3	ug/Kg		07/12/11 10:53	07/31/11 11:30	1
Benzo[a]anthracene	3.3	U	6.7	3.3	ug/Kg		07/12/11 10:53	07/31/11 11:30	1
Benzoic acid	330	U	660	330	ug/Kg		07/12/11 10:53	07/31/11 11:30	1
Benzo[b]fluoranthene	3.3	U	6.7	3.3	ug/Kg		07/12/11 10:53	07/31/11 11:30	1
Benzo[k]fluoranthene	3.3	U	6.7	3.3	ug/Kg		07/12/11 10:53	07/31/11 11:30	1
Benzyl alcohol	27	U	330	21	ug/Kg		07/12/11 10:53	07/31/11 11:30	1
Bis(2-chloroethoxy)methane	27	U	100	22	ug/Kg		07/12/11 10:53	07/31/11 11:30	1
Bis(2-chloroethyl)ether	3.3	U	100	2.0	ug/Kg		07/12/11 10:53	07/31/11 11:30	1
4-Bromophenyl phenyl ether	27	U	50	13	ug/Kg		07/12/11 10:53	07/31/11 11:30	1
Butyl benzyl phthalate	27	U	50	10	ug/Kg		07/12/11 10:53	07/31/11 11:30	1
2,4-Dimethylphenol	80	U	150	20	ug/Kg		07/12/11 10:53	07/31/11 11:30	1
Dimethyl phthalate	27	U	50	17	ug/Kg		07/12/11 10:53	07/31/11 11:30	1
4,6-Dinitro-2-methylphenol	80	U	150	80	ug/Kg		07/12/11 10:53	07/31/11 11:30	1
2,4-Dinitrophenol	80	U	330	80	ug/Kg		07/12/11 10:53	07/31/11 11:30	1
2,4-Dinitrotoluene	27	U	200	27	ug/Kg		07/12/11 10:53	07/31/11 11:30	1
2,6-Dinitrotoluene	27	U	200	21	ug/Kg		07/12/11 10:53	07/31/11 11:30	1
Fluoranthene	3.3	U	6.7	3.3	ug/Kg		07/12/11 10:53	07/31/11 11:30	1
Fluorene	3.3	U	6.7	3.3	ug/Kg		07/12/11 10:53	07/31/11 11:30	1
Hexachlorobenzene	3.3	U	6.7	2.1	ug/Kg		07/12/11 10:53	07/31/11 11:30	1
Hexachlorobutadiene	27	U	50	27	ug/Kg		07/12/11 10:53	07/31/11 11:30	1
Hexachlorocyclopentadiene	27	U	330	27	ug/Kg		07/12/11 10:53	07/31/11 11:30	1
Hexachloroethane	27	U	50	9.0	ug/Kg		07/12/11 10:53	07/31/11 11:30	1
N-Nitrosodiphenylamine	27	U	50	21	ug/Kg		07/12/11 10:53	07/31/11 11:30	1
N-Nitrosodi-n-propylamine	27	U	50	27	ug/Kg		07/12/11 10:53	07/31/11 11:30	1
1,4-Dichlorobenzene	27	U	50	20	ug/Kg		07/12/11 10:53	07/31/11 11:30	1
2-Chloronaphthalene	3.3	U	50	3.3	ug/Kg		07/12/11 10:53	07/31/11 11:30	1
2-Chlorophenol	27	U	50	27	ug/Kg		07/12/11 10:53	07/31/11 11:30	1
4-Chlorophenyl phenyl ether	27	U	50	13	ug/Kg		07/12/11 10:53	07/31/11 11:30	1
Chrysene	3.3	U	6.7	1.1	ug/Kg		07/12/11 10:53	07/31/11 11:30	1
Dibenz(a,h)anthracene	3.3	U	6.7	3.3	ug/Kg		07/12/11 10:53	07/31/11 11:30	1
Dibenzofuran	3.3	U	50	3.3	ug/Kg		07/12/11 10:53	07/31/11 11:30	1
Benzo[g,h,i]perylene	3.3	U	6.7	3.3	ug/Kg		07/12/11 10:53	07/31/11 11:30	1
Benzo[a]pyrene	3.3	U	6.7	3.3	ug/Kg		07/12/11 10:53	07/31/11 11:30	1
Di-n-butyl phthalate	27	U	50	15	ug/Kg		07/12/11 10:53	07/31/11 11:30	1
1,2-Dichlorobenzene	27	U	50	9.7	ug/Kg		07/12/11 10:53	07/31/11 11:30	1
1,3-Dichlorobenzene	27	U	50	11	ug/Kg		07/12/11 10:53	07/31/11 11:30	1
3,3'-Dichlorobenzidine	80	U	100	18	ug/Kg		07/12/11 10:53	07/31/11 11:30	1
2,4-Dichlorophenol	27	U	150	20	ug/Kg		07/12/11 10:53	07/31/11 11:30	1
Diethyl phthalate	27	U	50	16	ug/Kg		07/12/11 10:53	07/31/11 11:30	1
Indeno[1,2,3-cd]pyrene	3.3	U	6.7	3.3	ug/Kg		07/12/11 10:53	07/31/11 11:30	1
Isophorone	27	U	50	13	ug/Kg		07/12/11 10:53	07/31/11 11:30	1
2-Methylnaphthalene	3.3	U	6.7	3.3	ug/Kg		07/12/11 10:53	07/31/11 11:30	1
2-Methylphenol	80	U	200	80	ug/Kg		07/12/11 10:53	07/31/11 11:30	1
Naphthalene	3.3	U	6.7	3.3	ug/Kg		07/12/11 10:53	07/31/11 11:30	1
2-Nitroaniline	27	U	200	9.1	ug/Kg		07/12/11 10:53	07/31/11 11:30	1
3-Nitroaniline	80	U	200	16	ug/Kg		07/12/11 10:53	07/31/11 11:30	1
4-Nitroaniline	27	U	200	26	ug/Kg		07/12/11 10:53	07/31/11 11:30	1

Method: 8270C/DoD - Semivolatile Organic Compounds (GC/MS) (Continued)

Lab Sample ID: MB 240-8076/14-A
Matrix: Solid
Analysis Batch: 10353

Client Sample ID: Method Blank
Prep Type: Total/NA
Prep Batch: 8076

Analyte	MB Result	MB Qualifier	LOQ	DL	Unit	D	Prepared	Analyzed	Dil Fac
Nitrobenzene	3.3	U	100	2.2	ug/Kg		07/12/11 10:53	07/31/11 11:30	1
2-Nitrophenol	27	U	50	27	ug/Kg		07/12/11 10:53	07/31/11 11:30	1
4-Nitrophenol	80	U	330	80	ug/Kg		07/12/11 10:53	07/31/11 11:30	1
Pyrene	3.3	U	6.7	3.3	ug/Kg		07/12/11 10:53	07/31/11 11:30	1
Pentachlorophenol	80	U	150	80	ug/Kg		07/12/11 10:53	07/31/11 11:30	1
Phenanthrene	3.3	U	6.7	3.3	ug/Kg		07/12/11 10:53	07/31/11 11:30	1
1,2,4-Trichlorobenzene	27	U	50	27	ug/Kg		07/12/11 10:53	07/31/11 11:30	1
2,4,5-Trichlorophenol	27	U	150	25	ug/Kg		07/12/11 10:53	07/31/11 11:30	1
2,4,6-Trichlorophenol	80	U	150	80	ug/Kg		07/12/11 10:53	07/31/11 11:30	1
Phenol	27	U	50	27	ug/Kg		07/12/11 10:53	07/31/11 11:30	1
Carbazole	27	U	50	27	ug/Kg		07/12/11 10:53	07/31/11 11:30	1
4-Chloroaniline	27	U	150	17	ug/Kg		07/12/11 10:53	07/31/11 11:30	1
3 & 4 Methylphenol	80	U	400	20	ug/Kg		07/12/11 10:53	07/31/11 11:30	1
Bis(2-ethylhexyl) phthalate	23.2	J	50	19	ug/Kg		07/12/11 10:53	07/31/11 11:30	1
Di-n-octyl phthalate	27	U	50	27	ug/Kg		07/12/11 10:53	07/31/11 11:30	1
4-Chloro-3-methylphenol	27	U	150	21	ug/Kg		07/12/11 10:53	07/31/11 11:30	1
bis (2-Chloroisopropyl) ether	27	U	100	9.5	ug/Kg		07/12/11 10:53	07/31/11 11:30	1

Surrogate	*MB % Recovery*	*MB Qualifier*	*Limits*	*Prepared*	*Analyzed*	*Dil Fac*
2-Fluorobiphenyl (Surr)	*46*		*45 - 105*	*07/12/11 10:53*	*07/31/11 11:30*	*1*
2-Fluorophenol (Surr)	*59*		*35 - 105*	*07/12/11 10:53*	*07/31/11 11:30*	*1*
Nitrobenzene-d5 (Surr)	*46*		*35 - 100*	*07/12/11 10:53*	*07/31/11 11:30*	*1*
Terphenyl-d14 (Surr)	*78*		*30 - 125*	*07/12/11 10:53*	*07/31/11 11:30*	*1*
2,4,6-Tribromophenol (Surr)	*42*		*35 - 125*	*07/12/11 10:53*	*07/31/11 11:30*	*1*
Phenol-d5 (Surr)	*60*		*40 - 100*	*07/12/11 10:53*	*07/31/11 11:30*	*1*

Lab Sample ID: LCS 240-8076/15-A
Matrix: Solid
Analysis Batch: 10353

Client Sample ID: Lab Control Sample
Prep Type: Total/NA
Prep Batch: 8076

Analyte	Spike Added	LCS Result	LCS Qualifier	Unit	D	% Rec	% Rec. Limits
Acenaphthene	667	388		ug/Kg		58	45 - 110
Acenaphthylene	667	403		ug/Kg		60	45 - 105
Anthracene	667	441		ug/Kg		66	55 - 105
Benzo[a]anthracene	667	435		ug/Kg		65	50 - 110
Benzoic acid	667	330	U	ug/Kg		20	0 - 110
Benzo[b]fluoranthene	667	406		ug/Kg		61	45 - 115
Benzo[k]fluoranthene	667	507		ug/Kg		76	45 - 125
Benzyl alcohol	667	469		ug/Kg		70	20 - 125
Bis(2-chloroethoxy)methane	667	453		ug/Kg		68	45 - 110
Bis(2-chloroethyl)ether	667	440		ug/Kg		66	40 - 105
4-Bromophenyl phenyl ether	667	453		ug/Kg		68	45 - 115
Butyl benzyl phthalate	667	491		ug/Kg		74	50 - 125
2,4-Dimethylphenol	667	427		ug/Kg		64	30 - 105
Dimethyl phthalate	667	471		ug/Kg		71	50 - 110
4,6-Dinitro-2-methylphenol	667	429		ug/Kg		64	30 - 135
2,4-Dinitrophenol	667	321	J	ug/Kg		48	15 - 130
2,4-Dinitrotoluene	667	509		ug/Kg		76	50 - 115
2,6-Dinitrotoluene	667	493		ug/Kg		74	50 - 110

Method: 8270C/DoD - Semivolatile Organic Compounds (GC/MS) (Continued)

Lab Sample ID: LCS 240-8076/15-A
Matrix: Solid
Analysis Batch: 10353

Client Sample ID: Lab Control Sample
Prep Type: Total/NA
Prep Batch: 8076

Analyte	Spike Added	LCS Result	LCS Qualifier	Unit	D	% Rec	% Rec. Limits
Fluoranthene	667	468		ug/Kg		70	55 - 115
Fluorene	667	404		ug/Kg		61	50 - 110
Hexachlorobenzene	667	444		ug/Kg		67	45 - 120
Hexachlorobutadiene	667	341		ug/Kg		51	40 - 115
Hexachloroethane	667	352		ug/Kg		53	35 - 110
N-Nitrosodiphenylamine	667	438		ug/Kg		66	50 - 115
N-Nitrosodi-n-propylamine	667	459		ug/Kg		69	40 - 115
1,4-Dichlorobenzene	667	353		ug/Kg		53	35 - 105
2-Chloronaphthalene	667	388		ug/Kg		58	45 - 105
2-Chlorophenol	667	453		ug/Kg		68	45 - 105
4-Chlorophenyl phenyl ether	667	427		ug/Kg		64	45 - 110
Chrysene	667	447		ug/Kg		67	55 - 110
Dibenz(a,h)anthracene	667	493		ug/Kg		74	40 - 125
Dibenzofuran	667	416		ug/Kg		62	50 - 105
Benzo[g,h,i]perylene	667	497		ug/Kg		74	40 - 125
Benzo[a]pyrene	667	419		ug/Kg		63	50 - 110
Di-n-butyl phthalate	667	481		ug/Kg		72	55 - 110
1,2-Dichlorobenzene	667	373		ug/Kg		56	45 - 110
1,3-Dichlorobenzene	667	347		ug/Kg		52	40 - 100
3,3'-Dichlorobenzidine	667	337		ug/Kg		50	10 - 130
2,4-Dichlorophenol	667	443		ug/Kg		66	45 - 110
Diethyl phthalate	667	483		ug/Kg		72	50 - 115
Indeno[1,2,3-cd]pyrene	667	498		ug/Kg		75	40 - 120
Isophorone	667	437		ug/Kg		65	45 - 110
2-Methylnaphthalene	667	448		ug/Kg		67	45 - 105
2-Methylphenol	667	548		ug/Kg		82	40 - 105
Naphthalene	667	373		ug/Kg		56	40 - 105
2-Nitroaniline	667	479		ug/Kg		72	45 - 120
3-Nitroaniline	667	449		ug/Kg		67	25 - 110
4-Nitroaniline	667	485		ug/Kg		73	35 - 115
Nitrobenzene	667	403		ug/Kg		60	40 - 115
2-Nitrophenol	667	423		ug/Kg		63	40 - 110
4-Nitrophenol	667	442		ug/Kg		66	15 - 140
Pyrene	667	447		ug/Kg		67	45 - 125
Pentachlorophenol	667	349		ug/Kg		52	25 - 120
Phenanthrene	667	434		ug/Kg		65	50 - 110
1,2,4-Trichlorobenzene	667	348		ug/Kg		52	45 - 110
2,4,5-Trichlorophenol	667	449		ug/Kg		67	50 - 110
2,4,6-Trichlorophenol	667	357		ug/Kg		53	45 - 110
Phenol	667	525		ug/Kg		79	40 - 100
Carbazole	667	459		ug/Kg		69	45 - 115
4-Chloroaniline	667	394		ug/Kg		59	10 - 110
3 & 4 Methylphenol	1330	1010		ug/Kg		76	40 - 105
Bis(2-ethylhexyl) phthalate	667	503		ug/Kg		75	45 - 125
Di-n-octyl phthalate	667	516		ug/Kg		77	40 - 130
4-Chloro-3-methylphenol	667	490		ug/Kg		73	45 - 115
bis (2-Chloroisopropyl) ether	667	442		ug/Kg		66	20 - 115

Method: 8270C/DoD - Semivolatile Organic Compounds (GC/MS) (Continued)

Lab Sample ID: LCS 240-8076/15-A — **Client Sample ID: Lab Control Sample**
Matrix: Solid — **Prep Type: Total/NA**
Analysis Batch: 10353 — **Prep Batch: 8076**

Surrogate	LCS % Recovery	LCS Qualifier	Limits
2-Fluorobiphenyl (Surr)	55		45 - 105
2-Fluorophenol (Surr)	72		35 - 105
Nitrobenzene-d5 (Surr)	55		35 - 100
Terphenyl-d14 (Surr)	76		30 - 125
2,4,6-Tribromophenol (Surr)	53		35 - 125
Phenol-d5 (Surr)	77		40 - 100

Method: 8081/DOD - Organochlorine Pesticides (GC)

Lab Sample ID: MB 240-8071/1-A — **Client Sample ID: Method Blank**
Matrix: Solid — **Prep Type: Total/NA**
Analysis Batch: 10137 — **Prep Batch: 8071**

Analyte	MB Result	MB Qualifier	LOQ	DL	Unit	D	Prepared	Analyzed	Dil Fac
4,4'-DDD	0.67	U	2.0	0.62	ug/Kg		07/12/11 10:41	07/29/11 09:29	1
4,4'-DDE	0.67	U	1.7	0.39	ug/Kg		07/12/11 10:41	07/29/11 09:29	1
4,4'-DDT	0.67	U	2.0	0.63	ug/Kg		07/12/11 10:41	07/29/11 09:29	1
Aldrin	1.3	U	4.0	1.2	ug/Kg		07/12/11 10:41	07/29/11 09:29	1
alpha-BHC	1.3	U	2.5	0.73	ug/Kg		07/12/11 10:41	07/29/11 09:29	1
alpha-Chlordane	1.3	U	3.0	0.94	ug/Kg		07/12/11 10:41	07/29/11 09:29	1
beta-BHC	1.3	U	3.5	1.1	ug/Kg		07/12/11 10:41	07/29/11 09:29	1
delta-BHC	1.3	U	4.0	1.2	ug/Kg		07/12/11 10:41	07/29/11 09:29	1
Dieldrin	0.67	U	1.7	0.47	ug/Kg		07/12/11 10:41	07/29/11 09:29	1
Endosulfan I	0.67	U	1.7	0.52	ug/Kg		07/12/11 10:41	07/29/11 09:29	1
Endosulfan II	1.3	U	2.5	0.82	ug/Kg		07/12/11 10:41	07/29/11 09:29	1
Endosulfan sulfate	1.3	U	3.0	0.87	ug/Kg		07/12/11 10:41	07/29/11 09:29	1
Endrin	0.67	U	1.7	0.50	ug/Kg		07/12/11 10:41	07/29/11 09:29	1
Endrin aldehyde	1.3	U	3.0	1.0	ug/Kg		07/12/11 10:41	07/29/11 09:29	1
Endrin ketone	0.67	U	2.0	0.63	ug/Kg		07/12/11 10:41	07/29/11 09:29	1
gamma-BHC (Lindane)	1.3	U	2.5	0.74	ug/Kg		07/12/11 10:41	07/29/11 09:29	1
gamma-Chlordane	0.67	U	1.7	0.42	ug/Kg		07/12/11 10:41	07/29/11 09:29	1
Heptachlor	1.3	U	3.5	1.1	ug/Kg		07/12/11 10:41	07/29/11 09:29	1
Heptachlor epoxide	1.3	U	2.5	0.80	ug/Kg		07/12/11 10:41	07/29/11 09:29	1
Methoxychlor	3.3	U	5.0	1.5	ug/Kg		07/12/11 10:41	07/29/11 09:29	1
Toxaphene	20	U	67	19	ug/Kg		07/12/11 10:41	07/29/11 09:29	1

Surrogate	MB % Recovery	MB Qualifier	Limits	Prepared	Analyzed	Dil Fac
DCB Decachlorobiphenyl	108		55 - 130	07/12/11 10:41	07/29/11 09:29	1
DCB Decachlorobiphenyl	105		55 - 130	07/12/11 10:41	07/29/11 09:29	1
Tetrachloro-m-xylene	608	Q	70 - 125	07/12/11 10:41	07/29/11 09:29	1
Tetrachloro-m-xylene	72		70 - 125	07/12/11 10:41	07/29/11 09:29	1

Lab Sample ID: LCS 240-8071/2-A — **Client Sample ID: Lab Control Sample**
Matrix: Solid — **Prep Type: Total/NA**
Analysis Batch: 10137 — **Prep Batch: 8071**

Analyte	Spike Added	LCS Result	LCS Qualifier	Unit	D	% Rec	% Rec. Limits
4,4'-DDD	33.3	30.7		ug/Kg		92	30 - 135
4,4'-DDE	33.3	35.4		ug/Kg		106	70 - 125

Method: 8081/DOD - Organochlorine Pesticides (GC) (Continued)

Lab Sample ID: LCS 240-8071/2-A
Matrix: Solid
Analysis Batch: 10137

Client Sample ID: Lab Control Sample
Prep Type: Total/NA
Prep Batch: 8071

Analyte	Spike Added	LCS Result	LCS Qualifier	Unit	D	% Rec	% Rec. Limits
4,4'-DDT	33.3	21.0		ug/Kg		63	45 - 140
Aldrin	33.3	35.9		ug/Kg		108	45 - 140
alpha-BHC	33.3	37.9		ug/Kg		114	60 - 125
alpha-Chlordane	33.3	33.9		ug/Kg		102	65 - 120
beta-BHC	33.3	33.2		ug/Kg		100	60 - 125
delta-BHC	33.3	37.1	M	ug/Kg		111	55 - 130
Dieldrin	33.3	35.1		ug/Kg		105	65 - 125
Endosulfan I	33.3	17.3		ug/Kg		52	15 - 135
Endosulfan II	33.3	19.9		ug/Kg		60	35 - 140
Endosulfan sulfate	33.3	31.6		ug/Kg		95	60 - 135
Endrin	33.3	31.5		ug/Kg		94	60 - 135
Endrin aldehyde	33.3	23.5		ug/Kg		71	35 - 145
Endrin ketone	33.3	25.6		ug/Kg		77	65 - 135
gamma-BHC (Lindane)	33.3	35.1		ug/Kg		105	60 - 125
gamma-Chlordane	33.3	34.5		ug/Kg		104	65 - 125
Heptachlor	33.3	21.9		ug/Kg		66	50 - 140
Heptachlor epoxide	33.3	35.3		ug/Kg		106	65 - 130
Methoxychlor	33.3	21.1		ug/Kg		63	55 - 145

Surrogate	*LCS % Recovery*	*LCS Qualifier*	*Limits*
DCB Decachlorobiphenyl	*118*		*55 - 130*
DCB Decachlorobiphenyl	*105*		*55 - 130*
Tetrachloro-m-xylene	*443*	*Q*	*70 - 125*
Tetrachloro-m-xylene	*92*		*70 - 125*

Lab Sample ID: 240-1620-5 MS
Matrix: Solid
Analysis Batch: 10137

Client Sample ID: CHASS-0002M-0001-SO
Prep Type: Total/NA
Prep Batch: 8071

Analyte	Sample Result	Sample Qualifier	Spike Added	MS Result	MS Qualifier	Unit	D	% Rec	% Rec. Limits
4,4'-DDD	1.4		33.6	40.3		ug/Kg	☼	120	30 - 135
4,4'-DDE	1.4		33.6	47.8	J	ug/Kg	☼	142	70 - 125
4,4'-DDT	1.4		33.6	30.2		ug/Kg	☼	90	45 - 140
Aldrin	2.7		33.6	48.3	J	ug/Kg	☼	144	45 - 140
alpha-BHC	2.7		33.6	46.6	J	ug/Kg	☼	139	60 - 125
alpha-Chlordane	2.7		33.6	47.6	J	ug/Kg	☼	142	65 - 120
beta-BHC	2.7		33.6	42.7	J	ug/Kg	☼	127	60 - 125
delta-BHC	2.7		33.6	46.5	J	ug/Kg	☼	138	55 - 130
Dieldrin	1.4		33.6	42.8	J	ug/Kg	☼	127	65 - 125
Endosulfan I	1.4		33.6	23.8		ug/Kg	☼	71	15 - 135
Endosulfan II	2.7		33.6	25.3		ug/Kg	☼	75	35 - 140
Endosulfan sulfate	2.7		33.6	40.2		ug/Kg	☼	120	60 - 135
Endrin	1.4		33.6	41.0		ug/Kg	☼	122	60 - 135
Endrin aldehyde	2.7		33.6	27.2		ug/Kg	☼	81	35 - 145
Endrin ketone	1.4		33.6	32.9		ug/Kg	☼	98	65 - 135
gamma-BHC (Lindane)	2.7		33.6	42.7	J	ug/Kg	☼	127	60 - 125
gamma-Chlordane	1.4		33.6	46.0	J	ug/Kg	☼	137	65 - 125
Heptachlor	2.7		33.6	33.8		ug/Kg	☼	101	50 - 140
Heptachlor epoxide	2.7		33.6	45.9	J	ug/Kg	☼	137	65 - 130

Method: 8081/DOD - Organochlorine Pesticides (GC) (Continued)

Lab Sample ID: 240-1620-5 MS — **Client Sample ID: CHASS-0002M-0001-SO**
Matrix: Solid — **Prep Type: Total/NA**
Analysis Batch: 10137 — **Prep Batch: 8071**

Analyte	Sample Result	Sample Qualifier	Spike Added	MS Result	MS Qualifier	Unit	D	% Rec	% Rec. Limits
Methoxychlor	6.7		33.6	29.1		ug/Kg	☼	87	55 - 145

Surrogate	*MS % Recovery*	*MS Qualifier*	*Limits*
DCB Decachlorobiphenyl	*174*	*Q*	*55 - 130*
DCB Decachlorobiphenyl	*145*	*Q*	*55 - 130*
Tetrachloro-m-xylene	*995*	*M Q*	*70 - 125*
Tetrachloro-m-xylene	*119*		*70 - 125*

Lab Sample ID: 240-1620-5 MSD — **Client Sample ID: CHASS-0002M-0001-SO**
Matrix: Solid — **Prep Type: Total/NA**
Analysis Batch: 10137 — **Prep Batch: 8071**

Analyte	Sample Result	Sample Qualifier	Spike Added	MSD Result	MSD Qualifier	Unit	D	% Rec	% Rec. Limits	RPD	RPD Limit
4,4'-DDD	1.4		33.5	37.9		ug/Kg	☼	113	30 - 135	6	30
4,4'-DDE	1.4		33.5	43.6	J	ug/Kg	☼	130	70 - 125	9	30
4,4'-DDT	1.4		33.5	29.5		ug/Kg	☼	88	45 - 140	2	30
Aldrin	2.7		33.5	43.1		ug/Kg	☼	128	45 - 140	11	30
alpha-BHC	2.7		33.5	45.0	J	ug/Kg	☼	134	60 - 125	4	30
alpha-Chlordane	2.7		33.5	43.1	J	ug/Kg	☼	128	65 - 120	10	30
beta-BHC	2.7		33.5	40.2		ug/Kg	☼	120	60 - 125	6	30
delta-BHC	2.7		33.5	43.7		ug/Kg	☼	130	55 - 130	6	30
Dieldrin	1.4		33.5	40.0		ug/Kg	☼	119	65 - 125	7	30
Endosulfan I	1.4		33.5	22.4		ug/Kg	☼	67	15 - 135	6	30
Endosulfan II	2.7		33.5	23.9		ug/Kg	☼	71	35 - 140	5	30
Endosulfan sulfate	2.7		33.5	39.5		ug/Kg	☼	118	60 - 135	2	30
Endrin	1.4		33.5	35.1		ug/Kg	☼	105	60 - 135	16	30
Endrin aldehyde	2.7		33.5	23.5		ug/Kg	☼	70	35 - 145	14	30
Endrin ketone	1.4		33.5	32.7		ug/Kg	☼	98	65 - 135	0	30
gamma-BHC (Lindane)	2.7		33.5	39.9		ug/Kg	☼	119	60 - 125	7	30
gamma-Chlordane	1.4		33.5	42.8	J	ug/Kg	☼	128	65 - 125	7	30
Heptachlor	2.7		33.5	32.3		ug/Kg	☼	96	50 - 140	5	30
Heptachlor epoxide	2.7		33.5	42.8		ug/Kg	☼	128	65 - 130	7	30
Methoxychlor	6.7		33.5	29.6		ug/Kg	☼	88	55 - 145	2	30

Surrogate	*MSD % Recovery*	*MSD Qualifier*	*Limits*
DCB Decachlorobiphenyl	*183*	*Q*	*55 - 130*
DCB Decachlorobiphenyl	*125*		*55 - 130*
Tetrachloro-m-xylene	*407*	*Q*	*70 - 125*
Tetrachloro-m-xylene	*104*		*70 - 125*

Method: 8082/DOD - Polychlorinated Biphenyls (PCBs) by Gas Chromatography

Lab Sample ID: MB 240-8031/19-A — **Client Sample ID: Method Blank**
Matrix: Solid — **Prep Type: Total/NA**
Analysis Batch: 9463 — **Prep Batch: 8031**

Analyte	MB Result	MB Qualifier	LOQ	DL	Unit	D	Prepared	Analyzed	Dil Fac
Aroclor 1016	25	U	65	21	ug/Kg		07/12/11 09:19	07/23/11 21:19	1
Aroclor 1221	25	U	50	16	ug/Kg		07/12/11 09:19	07/23/11 21:19	1

Method: 8082/DOD - Polychlorinated Biphenyls (PCBs) by Gas Chromatography (Continued)

Lab Sample ID: MB 240-8031/19-A — **Client Sample ID: Method Blank**
Matrix: Solid — **Prep Type: Total/NA**
Analysis Batch: 9463 — **Prep Batch: 8031**

Analyte	MB Result	MB Qualifier	LOQ	DL	Unit	D	Prepared	Analyzed	Dil Fac
Aroclor 1232	25	U	45	14	ug/Kg		07/12/11 09:19	07/23/11 21:19	1
Aroclor 1242	25	U	40	13	ug/Kg		07/12/11 09:19	07/23/11 21:19	1
Aroclor 1248	25	U	55	17	ug/Kg		07/12/11 09:19	07/23/11 21:19	1
Aroclor 1254	25	U	55	17	ug/Kg		07/12/11 09:19	07/23/11 21:19	1
Aroclor 1260	25	U	55	17	ug/Kg		07/12/11 09:19	07/23/11 21:19	1

Surrogate	*MB % Recovery*	*MB Qualifier*	*Limits*	*Prepared*	*Analyzed*	*Dil Fac*
Tetrachloro-m-xylene	*82*		*40 - 140*	*07/12/11 09:19*	*07/23/11 21:19*	*1*
Tetrachloro-m-xylene	*81*		*40 - 140*	*07/12/11 09:19*	*07/23/11 21:19*	*1*
DCB Decachlorobiphenyl	*91*		*60 - 125*	*07/12/11 09:19*	*07/23/11 21:19*	*1*
DCB Decachlorobiphenyl	*102*		*60 - 125*	*07/12/11 09:19*	*07/23/11 21:19*	*1*

Lab Sample ID: LCS 240-8031/20-A — **Client Sample ID: Lab Control Sample**
Matrix: Solid — **Prep Type: Total/NA**
Analysis Batch: 9463 — **Prep Batch: 8031**

Analyte	Spike Added	LCS Result	LCS Qualifier	Unit	D	% Rec	% Rec. Limits
Aroclor 1016	333	315		ug/Kg		94	40 - 140
Aroclor 1260	333	326		ug/Kg		98	60 - 130

Surrogate	*LCS % Recovery*	*LCS Qualifier*	*Limits*
Tetrachloro-m-xylene	*93*		*40 - 140*
Tetrachloro-m-xylene	*88*		*40 - 140*
DCB Decachlorobiphenyl	*101*		*60 - 125*
DCB Decachlorobiphenyl	*110*		*60 - 125*

Method: 8330 (Modified) - Organic Compounds by UV/HPLC

Lab Sample ID: G1G140000081B — **Client Sample ID: Method Blank**
Matrix: Solid — **Prep Type: Total**
Analysis Batch: 1195081 — **Prep Batch: 1195081_P**

Analyte	MB Result	MB Qualifier	LOQ	MDL	Unit	D	Prepared	Analyzed	Dil Fac
Nitroguanidine	0.040 U		0.25	0.020	mg/kg		07/14/11 09:55	07/27/11 14:31	1

Lab Sample ID: G1G140000081C — **Client Sample ID: Lab Control Sample**
Matrix: Solid — **Prep Type: Total**
Analysis Batch: 1195081 — **Prep Batch: 1195081_P**

Analyte	Spike Added	LCS Result	LCS Qualifier	Unit	D	% Rec	% Rec. Limits
Nitroguanidine	1.00	0.919		mg/kg		92	72 - 121

Lab Sample ID: 240-1620-5 MS — **Client Sample ID: CHASS-0002M-0001-SO**
Matrix: Solid — **Prep Type: Total**
Analysis Batch: 1195081 — **Prep Batch: 1195081_P**

Analyte	Sample Result	Sample Qualifier	Spike Added	MS Result	MS Qualifier	Unit	D	% Rec	% Rec. Limits
Nitroguanidine	0.038 U		0.980	0.883		mg/kg		90	72 - 121

Method: 8330 (Modified) - Organic Compounds by UV/HPLC (Continued)

Lab Sample ID: 240-1620-5 MSD — **Client Sample ID: CHASS-0002M-0001-SO**
Matrix: Solid — **Prep Type: Total**
Analysis Batch: 1195081 — **Prep Batch: 1195081_P**

Analyte	Sample Result	Sample Qualifier	Spike Added	MSD Result	MSD Qualifier	Unit	D	% Rec	% Rec. Limits	RPD	RPD Limit
Nitroguanidine	0.038 U		1.00	0.903		mg/kg		90	72 - 121	2.3	20

Method: 8330/8330A - Nitroaromatics & Nitramines: Explosives (8330/A)

Lab Sample ID: G1G140000078B — **Client Sample ID: Method Blank**
Matrix: Solid — **Prep Type: Total**
Analysis Batch: 1195078 — **Prep Batch: 1195078_P**

Analyte	MB Result	MB Qualifier	LOQ	MDL	Unit	D	Prepared	Analyzed	Dil Fac
1,3,5-Trinitrobenzene	0.10 U		0.25	0.020	mg/kg		07/14/11 09:50	07/27/11 08:28	1
1,3-Dinitrobenzene	0.10 U		0.25	0.050	mg/kg		07/14/11 09:50	07/27/11 08:28	1
2,4,6-Trinitrotoluene	0.10 U		0.25	0.020	mg/kg		07/14/11 09:50	07/27/11 08:28	1
2,4-Dinitrotoluene	0.10 U		0.25	0.020	mg/kg		07/14/11 09:50	07/27/11 08:28	1
2,6-Dinitrotoluene	0.10 U		0.25	0.030	mg/kg		07/14/11 09:50	07/27/11 08:28	1
2-Amino-4,6-dinitrotoluene	0.10 U		0.25	0.10	mg/kg		07/14/11 09:50	07/27/11 08:28	1
2-Nitrotoluene	0.10 U		0.25	0.080	mg/kg		07/14/11 09:50	07/27/11 08:28	1
3-Nitrotoluene	0.10 U		0.25	0.070	mg/kg		07/14/11 09:50	07/27/11 08:28	1
4-Amino-2,6-dinitrotoluene	0.10 U		0.25	0.020	mg/kg		07/14/11 09:50	07/27/11 08:28	1
4-Nitrotoluene	0.10 U		0.25	0.080	mg/kg		07/14/11 09:50	07/27/11 08:28	1
HMX	0.10 U		0.25	0.030	mg/kg		07/14/11 09:50	07/27/11 08:28	1
Nitrobenzene	0.10 U		0.25	0.050	mg/kg		07/14/11 09:50	07/27/11 08:28	1
Nitroglycerin	0.25 U		0.50	0.13	mg/kg		07/14/11 09:50	07/27/11 08:28	1
PETN	0.25 U		0.50	0.16	mg/kg		07/14/11 09:50	07/27/11 08:28	1
RDX	0.10 U		0.25	0.040	mg/kg		07/14/11 09:50	07/27/11 08:28	1
Tetryl	0.10 U		0.25	0.050	mg/kg		07/14/11 09:50	07/27/11 08:28	1

Surrogate	*MB % Recovery*	*MB Qualifier*	*Limits*	*Prepared*	*Analyzed*	*Dil Fac*
3,4-Dinitrotoluene	*91*		*78 - 108*	*07/14/11 09:50*	*07/27/11 08:28*	*1*

Lab Sample ID: G1G140000078C — **Client Sample ID: Lab Control Sample**
Matrix: Solid — **Prep Type: Total**
Analysis Batch: 1195078 — **Prep Batch: 1195078_P**

Analyte	Spike Added	LCS Result	LCS Qualifier	Unit	D	% Rec	% Rec. Limits
1,3,5-Trinitrobenzene	1.00	1.02		mg/kg		102	75 - 125
1,3-Dinitrobenzene	1.00	1.03		mg/kg		103	80 - 125
2,4,6-Trinitrotoluene	1.00	0.924		mg/kg		92	55 - 140
2,4-Dinitrotoluene	1.00	0.991		mg/kg		99	80 - 125
2,6-Dinitrotoluene	1.00	0.992		mg/kg		99	80 - 120
2-Amino-4,6-dinitrotoluene	1.00	1.00		mg/kg		100	80 - 125
2-Nitrotoluene	1.00	0.985		mg/kg		99	80 - 125
3-Nitrotoluene	1.00	0.981		mg/kg		98	75 - 120
4-Amino-2,6-dinitrotoluene	1.00	0.995		mg/kg		100	80 - 125
4-Nitrotoluene	1.00	0.968		mg/kg		97	75 - 125
HMX	1.00	1.01		mg/kg		101	75 - 125
Nitrobenzene	1.00	1.02		mg/kg		102	75 - 125
Nitroglycerin	5.00	4.70		mg/kg		94	84 - 114
PETN	5.00	4.74		mg/kg		95	85 - 115
RDX	1.00	1.03		mg/kg		103	70 - 135

Method: 8330/8330A - Nitroaromatics & Nitramines: Explosives (8330/A) (Continued)

Lab Sample ID: G1G140000078C — **Client Sample ID: Lab Control Sample**
Matrix: Solid — **Prep Type: Total**
Analysis Batch: 1195078 — **Prep Batch: 1195078_P**

Analyte			Spike Added	LCS Result	LCS Qualifier	Unit	D	% Rec	% Rec. Limits		
Tetryl			1.00	0.946		mg/kg		95	10 - 150		

Surrogate	*LCS % Recovery*	*LCS Qualifier*	*Limits*
3,4-Dinitrotoluene	*91*		*78 - 108*

Lab Sample ID: G1G120502001D — **Client Sample ID: CHASS-0001M-0001-SO**
Matrix: Solid — **Prep Type: Total**
Analysis Batch: 1195078 — **Prep Batch: 1195078_P**

Analyte	Sample Result	Sample Qualifier	Spike Added	SD1 Result	SD1 Qualifier	Unit	D	% Rec	% Rec. Limits	RPD	RPD Limit
1,3,5-Trinitrobenzene	0.10 U		1.00	1.02		mg/kg		102	75 - 125	2.7	30
1,3-Dinitrobenzene	0.10 U		1.00	1.03		mg/kg		103	80 - 125	2.3	30
2,4,6-Trinitrotoluene	0.10 U		1.00	0.926		mg/kg		93	55 - 140	2.8	30
2,4-Dinitrotoluene	0.10 U		1.00	0.991		mg/kg		99	80 - 125	2.8	30
2,6-Dinitrotoluene	0.10 U		1.00	0.987		mg/kg		99	80 - 120	3.2	30
2-Amino-4,6-dinitrotoluene	0.10 U		1.00	1.00		mg/kg		100	80 - 125	3.0	30
2-Nitrotoluene	0.10 U		1.00	0.980		mg/kg		98	80 - 125	2.6	30
3-Nitrotoluene	0.10 U		1.00	0.982		mg/kg		98	75 - 120	3.5	30
4-Amino-2,6-dinitrotoluene	0.10 U		1.00	0.993		mg/kg		99	80 - 125	3.4	30
4-Nitrotoluene	0.10 U		1.00	0.971		mg/kg		97	75 - 125	3.0	30
HMX	0.10 U		1.00	1.00		mg/kg		100	75 - 125	2.2	30
Nitrobenzene	0.10 U		1.00	1.02		mg/kg		102	75 - 125	2.1	30
Nitroglycerin	0.25 U		5.00	4.73		mg/kg		95	84 - 114	4.1	30
PETN	0.25 U		5.00	4.71		mg/kg		94	85 - 115	1.8	30
RDX	0.10 U		1.00	1.05		mg/kg		105	70 - 135	7.2	30
Tetryl	0.10 U		1.00	0.942		mg/kg		94	10 - 150	2.6	30

Surrogate	*SD1 % Recovery*	*SD1 Qualifier*	*Limits*
3,4-Dinitrotoluene	*91*		*78 - 108*

Lab Sample ID: G1G120502001S — **Client Sample ID: CHASS-0001M-0001-SO**
Matrix: Solid — **Prep Type: Total**
Analysis Batch: 1195078 — **Prep Batch: 1195078_P**

Analyte	Sample Result	Sample Qualifier	Spike Added	MS1 Result	MS1 Qualifier	Unit	D	% Rec	% Rec. Limits		
1,3,5-Trinitrobenzene	0.10 U		0.976	0.996		mg/kg		102	75 - 125		
1,3-Dinitrobenzene	0.10 U		0.976	1.00		mg/kg		103	80 - 125		
2,4,6-Trinitrotoluene	0.10 U		0.976	0.901		mg/kg		92	55 - 140		
2,4-Dinitrotoluene	0.10 U		0.976	0.964		mg/kg		99	80 - 125		
2,6-Dinitrotoluene	0.10 U		0.976	0.956		mg/kg		98	80 - 120		
2-Amino-4,6-dinitrotoluene	0.10 U		0.976	0.974		mg/kg		100	80 - 125		
2-Nitrotoluene	0.10 U		0.976	0.955		mg/kg		98	80 - 125		
3-Nitrotoluene	0.10 U		0.976	0.949		mg/kg		97	75 - 120		
4-Amino-2,6-dinitrotoluene	0.10 U		0.976	0.959		mg/kg		98	80 - 125		
4-Nitrotoluene	0.10 U		0.976	0.942		mg/kg		97	75 - 125		
HMX	0.10 U		0.976	0.982		mg/kg		101	75 - 125		
Nitrobenzene	0.10 U		0.976	0.994		mg/kg		102	75 - 125		
Nitroglycerin	0.25 U		4.88	4.54		mg/kg		93	84 - 114		
PETN	0.25 U		4.88	4.63		mg/kg		95	85 - 115		

Method: 8330/8330A - Nitroaromatics & Nitramines: Explosives (8330/A) (Continued)

Lab Sample ID: G1G120502001S — **Client Sample ID: CHASS-0001M-0001-SO**
Matrix: Solid — **Prep Type: Total**
Analysis Batch: 1195078 — **Prep Batch: 1195078_P**

Analyte	Sample Result	Sample Qualifier	Spike Added	MS1 Result	MS1 Qualifier	Unit	D	% Rec	% Rec. Limits
RDX	0.10 U		0.976	0.979		mg/kg		100	70 - 135
Tetryl	0.10 U		0.976	0.918		mg/kg		94	10 - 150

Surrogate	*MS1 % Recovery*	*MS1 Qualifier*	*Limits*
3,4-Dinitrotoluene	*91*		*78 - 108*

Method: 6020/DOD - Metals (ICP/MS)

Lab Sample ID: MB 240-8611/1-A — **Client Sample ID: Method Blank**
Matrix: Solid — **Prep Type: Total/NA**
Analysis Batch: 13778 — **Prep Batch: 8611**

Analyte	MB Result	MB Qualifier	LOQ	DL	Unit	D	Prepared	Analyzed	Dil Fac
Antimony	0.15	U	0.20	0.062	mg/Kg		07/15/11 12:40	08/25/11 22:08	1
Arsenic	0.15	U	0.50	0.052	mg/Kg		07/15/11 12:40	08/25/11 22:08	1
Barium	0.30	U	0.50	0.13	mg/Kg		07/15/11 12:40	08/25/11 22:08	1
Calcium	100	U	200	40	mg/Kg		07/15/11 12:40	08/25/11 22:08	1
Chromium	0.45	U	0.50	0.16	mg/Kg		07/15/11 12:40	08/25/11 22:08	1
Copper	0.30	U	0.40	0.11	mg/Kg		07/15/11 12:40	08/25/11 22:08	1
Iron	30	U	50	11	mg/Kg		07/15/11 12:40	08/25/11 22:08	1
Lead	0.20	U	0.30	0.071	mg/Kg		07/15/11 12:40	08/25/11 22:08	1
Magnesium	25	U	100	8.9	mg/Kg		07/15/11 12:40	08/25/11 22:08	1
Manganese	0.40	U	0.50	0.16	mg/Kg		07/15/11 12:40	08/25/11 22:08	1
Nickel	0.103	J	0.50	0.086	mg/Kg		07/15/11 12:40	08/25/11 22:08	1
Potassium	10	U	100	3.8	mg/Kg		07/15/11 12:40	08/25/11 22:08	1
Selenium	0.060	U	0.50	0.021	mg/Kg		07/15/11 12:40	08/25/11 22:08	1
Sodium	40	U	100	14	mg/Kg		07/15/11 12:40	08/25/11 22:08	1
Thallium	0.15	U	0.20	0.056	mg/Kg		07/15/11 12:40	08/25/11 22:08	1
Vanadium	0.10	U	0.50	0.043	mg/Kg		07/15/11 12:40	08/25/11 22:08	1

Lab Sample ID: MB 240-8611/1-A — **Client Sample ID: Method Blank**
Matrix: Solid — **Prep Type: Total/NA**
Analysis Batch: 13699 — **Prep Batch: 8611**

Analyte	MB Result	MB Qualifier	LOQ	DL	Unit	D	Prepared	Analyzed	Dil Fac
Aluminum	4.0	U	10	2.5	mg/Kg		07/15/11 12:40	08/29/11 13:37	1
Beryllium	0.010	U	0.10	0.0035	mg/Kg		07/15/11 12:40	08/29/11 13:37	1
Cadmium	0.010	U	0.20	0.0031	mg/Kg		07/15/11 12:40	08/29/11 13:37	1
Cobalt	0.015	U	0.10	0.0045	mg/Kg		07/15/11 12:40	08/29/11 13:37	1
Silver	0.050	U	0.10	0.016	mg/Kg		07/15/11 12:40	08/29/11 13:37	1
Zinc	2.0	U	4.0	1.0	mg/Kg		07/15/11 12:40	08/29/11 13:37	1

Lab Sample ID: LCS 240-8611/2-A — **Client Sample ID: Lab Control Sample**
Matrix: Solid — **Prep Type: Total/NA**
Analysis Batch: 13778 — **Prep Batch: 8611**

Analyte	Spike Added	LCS Result	LCS Qualifier	Unit	D	% Rec	% Rec. Limits
Antimony	10.0	10.1	D	mg/Kg		101	68 - 113
Arsenic	100	99.8	D	mg/Kg		100	73 - 110
Barium	100	96.2	D	mg/Kg		96	70 - 110

Method: 6020/DOD - Metals (ICP/MS) (Continued)

Lab Sample ID: LCS 240-8611/2-A — **Client Sample ID: Lab Control Sample**
Matrix: Solid — **Prep Type: Total/NA**
Analysis Batch: 13778 — **Prep Batch: 8611**

Analyte	Spike Added	LCS Result	LCS Qualifier	Unit	D	% Rec	% Rec. Limits
Calcium	1000	1010	J D	mg/Kg		101	80 - 120
Chromium	100	102	D	mg/Kg		102	70 - 110
Copper	100	108	D	mg/Kg		108	73 - 110
Iron	1000	1060	D	mg/Kg		106	80 - 120
Lead	100	92.1	D	mg/Kg		92	75 - 110
Magnesium	1000	1080	D	mg/Kg		108	80 - 120
Manganese	100	106	D	mg/Kg		106	80 - 120
Nickel	100	108	D	mg/Kg		108	75 - 110
Potassium	1000	1020	D	mg/Kg		102	80 - 120
Selenium	100	98.3	D	mg/Kg		98	65 - 110
Sodium	1000	1070	D	mg/Kg		107	80 - 120
Thallium	100	90.6	D	mg/Kg		91	71 - 110
Vanadium	100	98.9	D	mg/Kg		99	72 - 110

Lab Sample ID: LCS 240-8611/2-A ^10 — **Client Sample ID: Lab Control Sample**
Matrix: Solid — **Prep Type: Total/NA**
Analysis Batch: 13699 — **Prep Batch: 8611**

Analyte	Spike Added	LCS Result	LCS Qualifier	Unit	D	% Rec	% Rec. Limits
Aluminum	1000	1040	D	mg/Kg		104	80 - 120
Beryllium	100	99.6	D	mg/Kg		100	79 - 110
Cadmium	100	106	D	mg/Kg		106	74 - 110
Cobalt	100	99.7	D	mg/Kg		100	74 - 110
Silver	10.0	10.8	D	mg/Kg		108	60 - 114
Zinc	100	111	D	mg/Kg		111	72 - 113

Method: 7471/DOD - Mercury (CVAA)

Lab Sample ID: MB 240-8619/1-A — **Client Sample ID: Method Blank**
Matrix: Solid — **Prep Type: Total/NA**
Analysis Batch: 8899 — **Prep Batch: 8619**

Analyte	MB Result	MB Qualifier	LOQ	DL	Unit	D	Prepared	Analyzed	Dil Fac
Mercury	0.033	U	0.10	0.014	mg/Kg		07/15/11 15:30	07/18/11 16:40	1

Lab Sample ID: LCS 240-8619/2-A — **Client Sample ID: Lab Control Sample**
Matrix: Solid — **Prep Type: Total/NA**
Analysis Batch: 8899 — **Prep Batch: 8619**

Analyte	Spike Added	LCS Result	LCS Qualifier	Unit	D	% Rec	% Rec. Limits
Mercury	0.833	0.840		mg/Kg		101	80 - 120

Method: 7196A - Chromium, Hexavalent

Lab Sample ID: MB 240-8820/3-A — **Client Sample ID: Method Blank**
Matrix: Solid — **Prep Type: Total/NA**
Analysis Batch: 9165 — **Prep Batch: 8820**

Analyte	MB Result	MB Qualifier	LOQ	DL	Unit	D	Prepared	Analyzed	Dil Fac
Hexavalent chromium	0.80	U	0.80	0.27	mg/Kg		07/18/11 14:13	07/20/11 00:00	1

Method: 7196A - Chromium, Hexavalent (Continued)

Lab Sample ID: LCSI 240-8820/5-A — **Client Sample ID: Lab Control Sample**
Matrix: Solid — **Prep Type: Total/NA**
Analysis Batch: 9165 — **Prep Batch: 8820**

Analyte	Spike Added	LCSI Result	LCSI Qualifier	Unit	D	% Rec	% Rec. Limits
Hexavalent chromium	643	712		mg/Kg		111	75 - 125

Lab Sample ID: LCSS 240-8820/4-A — **Client Sample ID: Lab Control Sample**
Matrix: Solid — **Prep Type: Total/NA**
Analysis Batch: 9165 — **Prep Batch: 8820**

Analyte	Spike Added	LCSS Result	LCSS Qualifier	Unit	D	% Rec	% Rec. Limits
Hexavalent chromium	20.0	21.2		mg/Kg		106	90 - 110

Method: WS-WC-0050 - Nitrocellulose as N by WS-WC-0050

Lab Sample ID: G1G200000012B — **Client Sample ID: Method Blank**
Matrix: Solid — **Prep Type: Total**
Analysis Batch: 1201012 — **Prep Batch: 1201012_P**

Analyte	MB Result	MB Qualifier	LOQ	MDL	Unit	D	Prepared	Analyzed	Dil Fac
Nitrocellulose	1.8 U		5.0	0.78	mg/kg		07/20/11 05:35	07/21/11 12:31	1

Lab Sample ID: G1G200000012C — **Client Sample ID: Lab Control Sample**
Matrix: Solid — **Prep Type: Total**
Analysis Batch: 1201012 — **Prep Batch: 1201012_P**

Analyte	Spike Added	LCS Result	LCS Qualifier	Unit	D	% Rec	% Rec. Limits
Nitrocellulose	50.7	32.4		mg/kg		64	34 - 115

QC Association Summary

Client: Prudent Technologies, Inc
Project/Site: RVAAP

TestAmerica Job ID: 240-1620-1

GC/MS VOA

Prep Batch: 7596

Lab Sample ID	Client Sample ID	Prep Type	Matrix	Method	Prep Batch
240-1620-6	CHASS-0001V-0001-SO	Total/NA	Solid	5035	
240-1620-7	CHASS-0002V-0001-SO	Total/NA	Solid	5035	
LCS 240-7596/7-A	Lab Control Sample	Total/NA	Solid	5035	
MB 240-7596/6-A	Method Blank	Total/NA	Solid	5035	

Analysis Batch: 7735

Lab Sample ID	Client Sample ID	Prep Type	Matrix	Method	Prep Batch
240-1620-6	CHASS-0001V-0001-SO	Total/NA	Solid	8260B/DoD	7596
240-1620-7	CHASS-0002V-0001-SO	Total/NA	Solid	8260B/DoD	7596
LCS 240-7596/7-A	Lab Control Sample	Total/NA	Solid	8260B/DoD	7596
MB 240-7596/6-A	Method Blank	Total/NA	Solid	8260B/DoD	7596

GC/MS Semi VOA

Leach Batch: 7730

Lab Sample ID	Client Sample ID	Prep Type	Matrix	Method	Prep Batch
240-1620-1	LL3SB-415M-0101-SO	Total/NA	Solid	Increm, Prep	
240-1620-2	LL3SB-415M-0102-SO	Total/NA	Solid	Increm, Prep	
240-1620-3	LL3SB-415M-0103-SO	Total/NA	Solid	Increm, Prep	
240-1620-4	CHASS-0001M-0001-SO	Total/NA	Solid	Increm, Prep	
240-1620-5	CHASS-0002M-0001-SO	Total/NA	Solid	Increm, Prep	

Prep Batch: 8076

Lab Sample ID	Client Sample ID	Prep Type	Matrix	Method	Prep Batch
240-1620-1	LL3SB-415M-0101-SO	Total/NA	Solid	3540C	7730
240-1620-2	LL3SB-415M-0102-SO	Total/NA	Solid	3540C	7730
240-1620-3	LL3SB-415M-0103-SO	Total/NA	Solid	3540C	7730
240-1620-4	CHASS-0001M-0001-SO	Total/NA	Solid	3540C	7730
240-1620-5	CHASS-0002M-0001-SO	Total/NA	Solid	3540C	7730
LCS 240-8076/15-A	Lab Control Sample	Total/NA	Solid	3540C	
MB 240-8076/14-A	Method Blank	Total/NA	Solid	3540C	

Analysis Batch: 10353

Lab Sample ID	Client Sample ID	Prep Type	Matrix	Method	Prep Batch
240-1620-1	LL3SB-415M-0101-SO	Total/NA	Solid	8270C/DoD	8076
240-1620-2	LL3SB-415M-0102-SO	Total/NA	Solid	8270C/DoD	8076
240-1620-3	LL3SB-415M-0103-SO	Total/NA	Solid	8270C/DoD	8076
240-1620-4	CHASS-0001M-0001-SO	Total/NA	Solid	8270C/DoD	8076
240-1620-5	CHASS-0002M-0001-SO	Total/NA	Solid	8270C/DoD	8076
LCS 240-8076/15-A	Lab Control Sample	Total/NA	Solid	8270C/DoD	8076
MB 240-8076/14-A	Method Blank	Total/NA	Solid	8270C/DoD	8076

GC Semi VOA

Leach Batch: 7730

Lab Sample ID	Client Sample ID	Prep Type	Matrix	Method	Prep Batch
240-1620-4	CHASS-0001M-0001-SO	Total/NA	Solid	Increm, Prep	
240-1620-5	CHASS-0002M-0001-SO	Total/NA	Solid	Increm, Prep	
240-1620-5 MS	CHASS-0002M-0001-SO	Total/NA	Solid	Increm, Prep	
240-1620-5 MSD	CHASS-0002M-0001-SO	Total/NA	Solid	Increm, Prep	

GC Semi VOA (Continued)

Prep Batch: 8031

Lab Sample ID	Client Sample ID	Prep Type	Matrix	Method	Prep Batch
240-1620-4	CHASS-0001M-0001-SO	Total/NA	Solid	3540C	7730
240-1620-5	CHASS-0002M-0001-SO	Total/NA	Solid	3540C	7730
LCS 240-8031/20-A	Lab Control Sample	Total/NA	Solid	3540C	
MB 240-8031/19-A	Method Blank	Total/NA	Solid	3540C	

Prep Batch: 8071

Lab Sample ID	Client Sample ID	Prep Type	Matrix	Method	Prep Batch
240-1620-4	CHASS-0001M-0001-SO	Total/NA	Solid	3540C	7730
240-1620-5	CHASS-0002M-0001-SO	Total/NA	Solid	3540C	7730
240-1620-5 MS	CHASS-0002M-0001-SO	Total/NA	Solid	3540C	7730
240-1620-5 MSD	CHASS-0002M-0001-SO	Total/NA	Solid	3540C	7730
LCS 240-8071/2-A	Lab Control Sample	Total/NA	Solid	3540C	
MB 240-8071/1-A	Method Blank	Total/NA	Solid	3540C	

Analysis Batch: 9102

Lab Sample ID	Client Sample ID	Prep Type	Matrix	Method	Prep Batch
240-1620-4	CHASS-0001M-0001-SO	Total/NA	Solid	8082/DOD	8031
240-1620-5	CHASS-0002M-0001-SO	Total/NA	Solid	8082/DOD	8031

Analysis Batch: 9463

Lab Sample ID	Client Sample ID	Prep Type	Matrix	Method	Prep Batch
LCS 240-8031/20-A	Lab Control Sample	Total/NA	Solid	8082/DOD	8031
MB 240-8031/19-A	Method Blank	Total/NA	Solid	8082/DOD	8031

Analysis Batch: 10137

Lab Sample ID	Client Sample ID	Prep Type	Matrix	Method	Prep Batch
240-1620-4	CHASS-0001M-0001-SO	Total/NA	Solid	8081/DOD	8071
240-1620-5	CHASS-0002M-0001-SO	Total/NA	Solid	8081/DOD	8071
240-1620-5 MS	CHASS-0002M-0001-SO	Total/NA	Solid	8081/DOD	8071
240-1620-5 MSD	CHASS-0002M-0001-SO	Total/NA	Solid	8081/DOD	8071
LCS 240-8071/2-A	Lab Control Sample	Total/NA	Solid	8081/DOD	8071
MB 240-8071/1-A	Method Blank	Total/NA	Solid	8081/DOD	8071

HPLC

Analysis Batch: 1195078

Lab Sample ID	Client Sample ID	Prep Type	Matrix	Method	Prep Batch
240-1620-4	CHASS-0001M-0001-SO	Total	Solid	8330/8330A	
240-1620-5	CHASS-0002M-0001-SO	Total	Solid	8330/8330A	
G1G120502001D	CHASS-0001M-0001-SO	Total	Solid	8330/8330A	
G1G120502001S	CHASS-0001M-0001-SO	Total	Solid	8330/8330A	
G1G140000078B	Method Blank	Total	Solid	8330/8330A	
G1G140000078C	Lab Control Sample	Total	Solid	8330/8330A	

Analysis Batch: 1195081

Lab Sample ID	Client Sample ID	Prep Type	Matrix	Method	Prep Batch
240-1620-4	CHASS-0001M-0001-SO	Total	Solid	8330 (Modified)	
240-1620-5	CHASS-0002M-0001-SO	Total	Solid	8330 (Modified)	
240-1620-5 MS	CHASS-0002M-0001-SO	Total	Solid	8330 (Modified)	
240-1620-5 MSD	CHASS-0002M-0001-SO	Total	Solid	8330 (Modified)	
G1G140000081B	Method Blank	Total	Solid	8330 (Modified)	
G1G140000081C	Lab Control Sample	Total	Solid	8330 (Modified)	

HPLC (Continued)

Prep Batch: 1195078_P

Lab Sample ID	Client Sample ID	Prep Type	Matrix	Method	Prep Batch
240-1620-4	CHASS-0001M-0001-SO	Total	Solid	8330	
240-1620-5	CHASS-0002M-0001-SO	Total	Solid	8330	
G1G120502001D	CHASS-0001M-0001-SO	Total	Solid	8330	
G1G120502001S	CHASS-0001M-0001-SO	Total	Solid	8330	
G1G140000078B	Method Blank	Total	Solid	8330	
G1G140000078C	Lab Control Sample	Total	Solid	8330	

Prep Batch: 1195081_P

Lab Sample ID	Client Sample ID	Prep Type	Matrix	Method	Prep Batch
240-1620-4	CHASS-0001M-0001-SO	Total	Solid	3550A	
240-1620-5	CHASS-0002M-0001-SO	Total	Solid	3550A	
240-1620-5 MS	CHASS-0002M-0001-SO	Total	Solid	3550A	
240-1620-5 MSD	CHASS-0002M-0001-SO	Total	Solid	3550A	
G1G140000081B	Method Blank	Total	Solid	3550A	
G1G140000081C	Lab Control Sample	Total	Solid	3550A	

Metals

Leach Batch: 7730

Lab Sample ID	Client Sample ID	Prep Type	Matrix	Method	Prep Batch
240-1620-1	LL3SB-415M-0101-SO	Total/NA	Solid	Increm, Prep	
240-1620-2	LL3SB-415M-0102-SO	Total/NA	Solid	Increm, Prep	
240-1620-3	LL3SB-415M-0103-SO	Total/NA	Solid	Increm, Prep	
240-1620-4	CHASS-0001M-0001-SO	Total/NA	Solid	Increm, Prep	
240-1620-5	CHASS-0002M-0001-SO	Total/NA	Solid	Increm, Prep	

Prep Batch: 8611

Lab Sample ID	Client Sample ID	Prep Type	Matrix	Method	Prep Batch
240-1620-1	LL3SB-415M-0101-SO	Total/NA	Solid	3050B	7730
240-1620-2	LL3SB-415M-0102-SO	Total/NA	Solid	3050B	7730
240-1620-3	LL3SB-415M-0103-SO	Total/NA	Solid	3050B	7730
240-1620-4	CHASS-0001M-0001-SO	Total/NA	Solid	3050B	7730
240-1620-5	CHASS-0002M-0001-SO	Total/NA	Solid	3050B	7730
LCS 240-8611/2-A	Lab Control Sample	Total/NA	Solid	3050B	
LCS 240-8611/2-A ^10	Lab Control Sample	Total/NA	Solid	3050B	
MB 240-8611/1-A	Method Blank	Total/NA	Solid	3050B	

Prep Batch: 8619

Lab Sample ID	Client Sample ID	Prep Type	Matrix	Method	Prep Batch
240-1620-4	CHASS-0001M-0001-SO	Total/NA	Solid	7471A	7730
240-1620-5	CHASS-0002M-0001-SO	Total/NA	Solid	7471A	7730
LCS 240-8619/2-A	Lab Control Sample	Total/NA	Solid	7471A	
MB 240-8619/1-A	Method Blank	Total/NA	Solid	7471A	

Analysis Batch: 8899

Lab Sample ID	Client Sample ID	Prep Type	Matrix	Method	Prep Batch
240-1620-4	CHASS-0001M-0001-SO	Total/NA	Solid	7471/DOD	8619
240-1620-5	CHASS-0002M-0001-SO	Total/NA	Solid	7471/DOD	8619
LCS 240-8619/2-A	Lab Control Sample	Total/NA	Solid	7471/DOD	8619
MB 240-8619/1-A	Method Blank	Total/NA	Solid	7471/DOD	8619

Metals (Continued)

Analysis Batch: 13699

Lab Sample ID	Client Sample ID	Prep Type	Matrix	Method	Prep Batch
240-1620-4	CHASS-0001M-0001-SO	Total/NA	Solid	6020/DOD	8611
240-1620-5	CHASS-0002M-0001-SO	Total/NA	Solid	6020/DOD	8611
LCS 240-8611/2-A ^10	Lab Control Sample	Total/NA	Solid	6020/DOD	8611
MB 240-8611/1-A	Method Blank	Total/NA	Solid	6020/DOD	8611

Analysis Batch: 13778

Lab Sample ID	Client Sample ID	Prep Type	Matrix	Method	Prep Batch
240-1620-1	LL3SB-415M-0101-SO	Total/NA	Solid	6020/DOD	8611
240-1620-2	LL3SB-415M-0102-SO	Total/NA	Solid	6020/DOD	8611
240-1620-3	LL3SB-415M-0103-SO	Total/NA	Solid	6020/DOD	8611
240-1620-4	CHASS-0001M-0001-SO	Total/NA	Solid	6020/DOD	8611
240-1620-5	CHASS-0002M-0001-SO	Total/NA	Solid	6020/DOD	8611
LCS 240-8611/2-A	Lab Control Sample	Total/NA	Solid	6020/DOD	8611
MB 240-8611/1-A	Method Blank	Total/NA	Solid	6020/DOD	8611

General Chemistry

Analysis Batch: 7201

Lab Sample ID	Client Sample ID	Prep Type	Matrix	Method	Prep Batch
240-1620-6	CHASS-0001V-0001-SO	Total/NA	Solid	Moisture	
240-1620-7	CHASS-0002V-0001-SO	Total/NA	Solid	Moisture	

Leach Batch: 7730

Lab Sample ID	Client Sample ID	Prep Type	Matrix	Method	Prep Batch
240-1620-4	CHASS-0001M-0001-SO	Total/NA	Solid	Increm, Prep	
240-1620-5	CHASS-0002M-0001-SO	Total/NA	Solid	Increm, Prep	

Analysis Batch: 8093

Lab Sample ID	Client Sample ID	Prep Type	Matrix	Method	Prep Batch
240-1620-1	LL3SB-415M-0101-SO	Total/NA	Solid	Moisture	
240-1620-2	LL3SB-415M-0102-SO	Total/NA	Solid	Moisture	
240-1620-3	LL3SB-415M-0103-SO	Total/NA	Solid	Moisture	
240-1620-4	CHASS-0001M-0001-SO	Total/NA	Solid	Moisture	
240-1620-5	CHASS-0002M-0001-SO	Total/NA	Solid	Moisture	
240-1620-5 DU	CHASS-0002M-0001-SO	Total/NA	Solid	Moisture	

Prep Batch: 8820

Lab Sample ID	Client Sample ID	Prep Type	Matrix	Method	Prep Batch
240-1620-4	CHASS-0001M-0001-SO	Total/NA	Solid	3060A	7730
240-1620-5	CHASS-0002M-0001-SO	Total/NA	Solid	3060A	7730
LCSI 240-8820/5-A	Lab Control Sample	Total/NA	Solid	3060A	
LCSS 240-8820/4-A	Lab Control Sample	Total/NA	Solid	3060A	
MB 240-8820/3-A	Method Blank	Total/NA	Solid	3060A	

Analysis Batch: 9165

Lab Sample ID	Client Sample ID	Prep Type	Matrix	Method	Prep Batch
240-1620-4	CHASS-0001M-0001-SO	Total/NA	Solid	7196A	8820
240-1620-5	CHASS-0002M-0001-SO	Total/NA	Solid	7196A	8820
LCSI 240-8820/5-A	Lab Control Sample	Total/NA	Solid	7196A	8820
LCSS 240-8820/4-A	Lab Control Sample	Total/NA	Solid	7196A	8820
MB 240-8820/3-A	Method Blank	Total/NA	Solid	7196A	8820

General Chemistry (Continued)

Analysis Batch: 1201012

Lab Sample ID	Client Sample ID	Prep Type	Matrix	Method	Prep Batch
240-1620-4	CHASS-0001M-0001-SO	Total	Solid	WS-WC-0050	
240-1620-5	CHASS-0002M-0001-SO	Total	Solid	WS-WC-0050	
G1G200000012B	Method Blank	Total	Solid	WS-WC-0050	
G1G200000012C	Lab Control Sample	Total	Solid	WS-WC-0050	

Analysis Batch: 1206169

Lab Sample ID	Client Sample ID	Prep Type	Matrix	Method	Prep Batch
240-1620-4	CHASS-0001M-0001-SO	Total	Solid	D 2216-90	
240-1620-5	CHASS-0002M-0001-SO	Total	Solid	D 2216-90	
G1G120502001X	CHASS-0001M-0001-SO	Total	Solid	D 2216-90	

Prep Batch: 1201012_P

Lab Sample ID	Client Sample ID	Prep Type	Matrix	Method	Prep Batch
240-1620-4	CHASS-0001M-0001-SO	Total	Solid	EXTRACTION, SOLID/SOLVENT (Manual)	
240-1620-5	CHASS-0002M-0001-SO	Total	Solid	EXTRACTION, SOLID/SOLVENT (Manual)	
G1G200000012B	Method Blank	Total	Solid	EXTRACTION, SOLID/SOLVENT (Manual)	
G1G200000012C	Lab Control Sample	Total	Solid	EXTRACTION, SOLID/SOLVENT (Manual)	

Lab Chronicle

Client: Prudent Technologies, Inc
Project/Site: RVAAP

TestAmerica Job ID: 240-1620-1

Client Sample ID: LL3SB-415M-0101-SO — Lab Sample ID: 240-1620-1

Date Collected: 06/29/11 13:10 — **Matrix: Solid**
Date Received: 06/29/11 16:40 — **Percent Solids: 98.3**

Prep Type	Batch Type	Batch Method	Run	Dilution Factor	Batch Number	Prepared Or Analyzed	Analyst	Lab
Total/NA	Leach	Increm, Prep			7730	07/08/11 13:30	DJ	TAL NC
Total/NA	Prep	3540C			8076	07/12/11 10:53	AK	TAL NC
Total/NA	Analysis	8270C/DoD		1	10353	07/31/11 14:00	MU	TAL NC
Total/NA	Leach	Increm, Prep			7730	07/08/11 13:30	DJ	TAL NC
Total/NA	Prep	3050B			8611	07/15/11 12:40	DE	TAL NC
Total/NA	Analysis	6020/DOD		1	13778	08/25/11 23:48	NJM	TAL NC
Total/NA	Analysis	Moisture		1	8093	07/12/11 11:24	AM	TAL NC

Client Sample ID: LL3SB-415M-0102-SO — Lab Sample ID: 240-1620-2

Date Collected: 06/29/11 13:10 — **Matrix: Solid**
Date Received: 06/29/11 16:40 — **Percent Solids: 98.8**

Prep Type	Batch Type	Batch Method	Run	Dilution Factor	Batch Number	Prepared Or Analyzed	Analyst	Lab
Total/NA	Leach	Increm, Prep			7730	07/08/11 13:30	DJ	TAL NC
Total/NA	Prep	3540C			8076	07/12/11 10:53	AK	TAL NC
Total/NA	Analysis	8270C/DoD		1	10353	07/31/11 14:19	MU	TAL NC
Total/NA	Leach	Increm, Prep			7730	07/08/11 13:30	DJ	TAL NC
Total/NA	Prep	3050B			8611	07/15/11 12:40	DE	TAL NC
Total/NA	Analysis	6020/DOD		1	13778	08/25/11 23:52	NJM	TAL NC
Total/NA	Analysis	Moisture		1	8093	07/12/11 11:24	AM	TAL NC

Client Sample ID: LL3SB-415M-0103-SO — Lab Sample ID: 240-1620-3

Date Collected: 06/29/11 13:10 — **Matrix: Solid**
Date Received: 06/29/11 16:40 — **Percent Solids: 98.6**

Prep Type	Batch Type	Batch Method	Run	Dilution Factor	Batch Number	Prepared Or Analyzed	Analyst	Lab
Total/NA	Leach	Increm, Prep			7730	07/08/11 13:30	DJ	TAL NC
Total/NA	Prep	3540C			8076	07/12/11 10:53	AK	TAL NC
Total/NA	Analysis	8270C/DoD		1	10353	07/31/11 14:38	MU	TAL NC
Total/NA	Leach	Increm, Prep			7730	07/08/11 13:30	DJ	TAL NC
Total/NA	Prep	3050B			8611	07/15/11 12:40	DE	TAL NC
Total/NA	Analysis	6020/DOD		1	13778	08/25/11 23:57	NJM	TAL NC
Total/NA	Analysis	Moisture		1	8093	07/12/11 11:24	AM	TAL NC

Client Sample ID: CHASS-0001M-0001-SO — Lab Sample ID: 240-1620-4

Date Collected: 06/29/11 12:30 — **Matrix: Solid**
Date Received: 06/29/11 16:40 — **Percent Solids: 99.1**

Prep Type	Batch Type	Batch Method	Run	Dilution Factor	Batch Number	Prepared Or Analyzed	Analyst	Lab
Total/NA	Leach	Increm, Prep			7730	07/08/11 13:30	DJ	TAL NC
Total/NA	Prep	3540C			8076	07/12/11 10:53	AK	TAL NC
Total/NA	Analysis	8270C/DoD		1	10353	07/31/11 13:23	MU	TAL NC
Total/NA	Leach	Increm, Prep			7730	07/08/11 13:30	DJ	TAL NC
Total/NA	Prep	3540C			8071	07/12/11 10:41	SM	TAL NC
Total/NA	Analysis	8081/DOD		2	10137	07/29/11 07:33	CV	TAL NC

Lab Chronicle

Client: Prudent Technologies, Inc
Project/Site: RVAAP

TestAmerica Job ID: 240-1620-1

Client Sample ID: CHASS-0001M-0001-SO

Lab Sample ID: 240-1620-4

Date Collected: 06/29/11 12:30
Date Received: 06/29/11 16:40

Matrix: Solid
Percent Solids: 99.1

Prep Type	Batch Type	Batch Method	Run	Dilution Factor	Batch Number	Prepared Or Analyzed	Analyst	Lab
Total/NA	Prep	3540C			8031	07/12/11 09:19	SM	TAL NC
Total/NA	Analysis	8082/DOD		1	9102	07/20/11 20:01	LH	TAL NC
Total	Prep	8330			1195078_P	07/14/11 09:50	HJA	TAL WSC
Total	Analysis	8330/8330A		1	1195078	07/27/11 09:49	NS	TAL WSC
Total	Prep	3550A			1195081_P	07/14/11 09:55	JR	TAL WSC
Total	Analysis	8330 (Modified)		1	1195081	07/27/11 15:00	NS	TAL WSC
Total/NA	Leach	Increm, Prep			7730	07/08/11 13:30	DJ	TAL NC
Total/NA	Prep	3050B			8611	07/15/11 12:40	DE	TAL NC
Total/NA	Analysis	6020/DOD		1	13699	08/29/11 15:19	NJM	TAL NC
Total/NA	Analysis	6020/DOD		1	13778	08/26/11 00:13	NJM	TAL NC
Total/NA	Prep	7471A			8619	07/15/11 15:30	DE	TAL NC
Total/NA	Analysis	7471/DOD		1	8899	07/18/11 17:22	BD	TAL NC
Total/NA	Analysis	Moisture		1	8093	07/12/11 11:24	AM	TAL NC
Total/NA	Leach	Increm, Prep			7730	07/08/11 13:30	DJ	TAL NC
Total/NA	Prep	3060A			8820	07/18/11 14:13	LG	TAL NC
Total/NA	Analysis	7196A		1	9165	07/20/11 16:12	JM	TAL NC
Total	Prep	EXTRACTION, SOLID/SOLVENT (Manual)			1201012_P	07/20/11 05:35	HJA	TAL WSC
Total	Analysis	WS-WC-0050		1	1201012	07/21/11 12:39	JR	TAL WSC
Total	Analysis	D 2216-90		1	1206169	07/26/11 11:20	KG	TAL WSC

Client Sample ID: CHASS-0002M-0001-SO

Lab Sample ID: 240-1620-5

Date Collected: 06/29/11 12:30
Date Received: 06/29/11 16:40

Matrix: Solid
Percent Solids: 99.0

Prep Type	Batch Type	Batch Method	Run	Dilution Factor	Batch Number	Prepared Or Analyzed	Analyst	Lab
Total/NA	Leach	Increm, Prep			7730	07/08/11 13:30	DJ	TAL NC
Total/NA	Prep	3540C			8076	07/12/11 10:53	AK	TAL NC
Total/NA	Analysis	8270C/DoD		1	10353	07/31/11 13:42	MU	TAL NC
Total/NA	Leach	Increm, Prep			7730	07/08/11 13:30	DJ	TAL NC
Total/NA	Prep	3540C			8071	07/12/11 10:41	SM	TAL NC
Total/NA	Analysis	8081/DOD		2	10137	07/29/11 08:02	CV	TAL NC
Total/NA	Prep	3540C			8031	07/12/11 09:19	SM	TAL NC
Total/NA	Analysis	8082/DOD		1	9102	07/20/11 20:15	LH	TAL NC
Total	Prep	8330			1195078_P	07/14/11 09:50	HJA	TAL WSC
Total	Analysis	8330/8330A		0.98	1195078	07/27/11 12:30	NS	TAL WSC
Total	Prep	3550A			1195081_P	07/14/11 09:55	JR	TAL WSC
Total	Analysis	8330 (Modified)		0.95	1195081	07/27/11 15:14	NS	TAL WSC
Total/NA	Leach	Increm, Prep			7730	07/08/11 13:30	DJ	TAL NC
Total/NA	Prep	3050B			8611	07/15/11 12:40	DE	TAL NC
Total/NA	Analysis	6020/DOD		1	13699	08/29/11 15:23	NJM	TAL NC
Total/NA	Analysis	6020/DOD		1	13778	08/26/11 00:18	NJM	TAL NC
Total/NA	Prep	7471A			8619	07/15/11 15:30	DE	TAL NC
Total/NA	Analysis	7471/DOD		1	8899	07/18/11 17:24	BD	TAL NC

Lab Chronicle

Client: Prudent Technologies, Inc
Project/Site: RVAAP

TestAmerica Job ID: 240-1620-1

Client Sample ID: CHASS-0002M-0001-SO

Lab Sample ID: 240-1620-5

Date Collected: 06/29/11 12:30
Matrix: Solid
Date Received: 06/29/11 16:40

Prep Type	Batch Type	Batch Method	Run	Dilution Factor	Batch Number	Prepared Or Analyzed	Analyst	Lab
Total/NA	Analysis	Moisture		1	8093	07/12/11 11:24	AM	TAL NC
Total/NA	Leach	Increm, Prep			7730	07/08/11 13:30	DJ	TAL NC
Total/NA	Prep	3060A			8820	07/18/11 14:13	LG	TAL NC
Total/NA	Analysis	7196A		1	9165	07/20/11 16:13	JM	TAL NC
Total	Prep	EXTRACTION, SOLID/SOLVENT (Manual)			1201012_P	07/20/11 05:35	HJA	TAL WSC
Total	Analysis	WS-WC-0050		1	1201012	07/21/11 12:41	JR	TAL WSC
Total	Analysis	D 2216-90		1	1206169	07/26/11 11:20	KG	TAL WSC

Client Sample ID: CHASS-0001V-0001-SO

Lab Sample ID: 240-1620-6

Date Collected: 06/29/11 12:35
Matrix: Solid
Date Received: 06/29/11 16:40
Percent Solids: 85.5

Prep Type	Batch Type	Batch Method	Run	Dilution Factor	Batch Number	Prepared Or Analyzed	Analyst	Lab
Total/NA	Prep	5035			7596	07/07/11 15:43	BF	TAL NC
Total/NA	Analysis	8260B/DoD		1	7735	07/08/11 18:08	SM	TAL NC
Total/NA	Analysis	Moisture		1	7201	07/05/11 16:58	AM	TAL NC

Client Sample ID: CHASS-0002V-0001-SO

Lab Sample ID: 240-1620-7

Date Collected: 06/29/11 12:35
Matrix: Solid
Date Received: 06/29/11 16:40
Percent Solids: 84.7

Prep Type	Batch Type	Batch Method	Run	Dilution Factor	Batch Number	Prepared Or Analyzed	Analyst	Lab
Total/NA	Prep	5035			7596	07/07/11 15:43	BF	TAL NC
Total/NA	Analysis	8260B/DoD		1	7735	07/08/11 17:47	SM	TAL NC
Total/NA	Analysis	Moisture		1	7201	07/05/11 16:58	AM	TAL NC

Laboratory References:
TAL NC = TestAmerica North Canton, 4101 Shuffel Street NW, North Canton, OH 44720, TEL (330)497-9396
TAL WSC = TestAmerica West Sacramento, 880 Riverside Parkway, West Sacramento, CA 95605, TEL (916)373-5600

Certification Summary

Client: Prudent Technologies, Inc
Project/Site: RVAAP

TestAmerica Job ID: 240-1620-1

Laboratory	Authority	Program	EPA Region	Certification ID
TestAmerica North Canton	ACLASS	DoD ELAP		ADE-1437
TestAmerica North Canton	California	NELAC	9	01144CA
TestAmerica North Canton	Connecticut	State Program	1	PH-0590
TestAmerica North Canton	Florida	NELAC	4	E87225
TestAmerica North Canton	Georgia	Georgia EPD	4	N/A
TestAmerica North Canton	Illinois	NELAC	5	200004
TestAmerica North Canton	Kansas	NELAC	7	E-10336
TestAmerica North Canton	Kentucky	State Program	4	58
TestAmerica North Canton	Minnesota	NELAC	5	039-999-348
TestAmerica North Canton	Nevada	State Program	9	OH-000482008A
TestAmerica North Canton	New Jersey	NELAC	2	OH001
TestAmerica North Canton	New York	NELAC	2	10975
TestAmerica North Canton	Ohio	OVAP	5	CL0024
TestAmerica North Canton	Pennsylvania	NELAC	3	68-00340
TestAmerica North Canton	USDA	USDA		P330-11-00328
TestAmerica North Canton	Virginia	NELAC Secondary AB	3	460175
TestAmerica North Canton	West Virginia	West Virginia DEP	3	210
TestAmerica North Canton	Wisconsin	State Program	5	999518190
TestAmerica West Sacramento		USEPA UCMR		CA00044
TestAmerica West Sacramento	A2LA	DoD ELAP		2928-01
TestAmerica West Sacramento	Alaska	Alaska UST	10	UST-055
TestAmerica West Sacramento	Arizona	State Program	9	AZ0708
TestAmerica West Sacramento	Arkansas	State Program	6	88-0691
TestAmerica West Sacramento	California	NELAC	9	1119CA
TestAmerica West Sacramento	Colorado	State Program	8	N/A
TestAmerica West Sacramento	Connecticut	State Program	1	PH-0691
TestAmerica West Sacramento	Florida	NELAC	4	E87570
TestAmerica West Sacramento	Georgia	State Program	4	960
TestAmerica West Sacramento	Guam	State Program	9	N/A
TestAmerica West Sacramento	Hawaii	State Program	9	N/A
TestAmerica West Sacramento	Illinois	NELAC	5	200060
TestAmerica West Sacramento	Kansas	NELAC	7	E-10375
TestAmerica West Sacramento	Louisiana	NELAC	6	30612
TestAmerica West Sacramento	Michigan	State Program	5	9947
TestAmerica West Sacramento	Nevada	State Program	9	CA44
TestAmerica West Sacramento	New Jersey	NELAC	2	CA005
TestAmerica West Sacramento	New Mexico	State Program	6	N/A
TestAmerica West Sacramento	New York	NELAC	2	11666
TestAmerica West Sacramento	Oregon	NELAC	10	CA200005
TestAmerica West Sacramento	Pennsylvania	NELAC	3	68-01272
TestAmerica West Sacramento	South Carolina	State Program	4	87014
TestAmerica West Sacramento	Texas	NELAC	6	T104704399-08-TX
TestAmerica West Sacramento	US Fish & Wildlife	US Fish & Wildlife		LE148388-0
TestAmerica West Sacramento	USDA	USDA		P330-09-00055
TestAmerica West Sacramento	Utah	NELAC	8	QUAN1
TestAmerica West Sacramento	Virginia	State Program	3	178
TestAmerica West Sacramento	Washington	State Program	10	C581
TestAmerica West Sacramento	West Virginia	West Virginia DEP	3	334
TestAmerica West Sacramento	West Virginia	West Virginia DHHR (DW)	3	9930C
TestAmerica West Sacramento	Wisconsin	State Program	5	998204680
TestAmerica West Sacramento	Wyoming	State Program	8	8TMS-Q

Accreditation may not be offered or required for all methods and analytes reported in this package. Please contact your project manager for the laboratory's current list of certified methods and analytes.

Chain of Custody Record

TestAmerica
THE LEADER IN ENVIRONMENTAL TESTING

TestAmerica Laboratory location: NORTH CANTON
Regulatory program: ☐ DW ☐ NPDES ☐ RCRA ☒ Other RVAAP

TestAmerica Laboratories, Inc.

Client Contact				
Company Name: PRUDENT TECH	Client Project Manager: JOHN JENT	Site Contact: JOHN JENT	Lab Contact: MARK LOEB	COC No: 014330
Address: 4242 MEDICAL DR SUITE 5250	Telephone: 502 439-8005	Telephone: 502 439 8005	Telephone: 330-497-9396	____ of ____ COCs
City/State/Zip: SAN ANTONIO, TX 78229	Email: jpjente@prudentwch.com			
Phone: 210 822-9588				
Project Name: LLs 1-4, 12	Method of Shipment/Carrier: COURIER			
Project Number: W912QR-10-P-0037	Shipping/Tracking No:			
PO#				

Analysis Turnaround Time (in BUS days)
TAT if different from below ____
☐ 3 weeks
☒ 2 weeks
☐ 1 week
☐ 2 days
☐ 1 day

For lab use only
Walk-in client ☐
Lab pickup ☐
Lab sampling ☐
Job/SDG No:

Analyses

Sample Identification	Sample Date	Sample Time	Matrix: Air	Aqueous	Sediment	Solid	Other:	Containers & Preservatives: H2SO4	HNO3	HCl	NaOH	ZnAc/NaOH	Unpres	Other:	Filtered Sample (Y/N)	Composite=C / Grab=G	ARSENIC 6010B TAL	7471A HG	7196 CR+6	8330B NON PULV EXPL	PROPELLANTS	8270C SVOCs	8081 PESTICIDES	8082 PCBs	8270C-LL (PAH)	8260B VOC	Sample Specific Notes / Special Instructions:
LL3SB-415M-0101-SO	6-29-2011	1310				X											X								X		
LL3SB-415M-0102-SO		1310				X											X								X		
LL3SB-415M-0103-SO		1310				X											X								X		
CHASS-0001M-0001-SO		1230				X												X	X	X	X	X	X	X	X			
CHASS-0002M-0001-SO		1230				X												X	X	X	X	X	X	X	X			
CHASS-0001V-0001-SO		1235				X								Me OH												X	
CHASS-0002V-0001-SO		1235				X								Me OH												X	

Possible Hazard Identification
☒ Non-Hazard ☐ Flammable ☐ Skin Irritant ☐ Poison B ☐ Unknown

Sample Disposal (A fee may be assessed if samples are retained longer than 1 month)
☐ Return to Client ☒ Disposal By Lab ☐ Archive For ____ Months

Special Instructions/QC Requirements & Comments:

Relinquished by:	Company:	Date/Time:	Received by:	Company:	Date/Time:
[signature]	PRUDENT	6-29-2011 1600	[signature]	TAL-NC	6/29/11 1600
[signature]	TAL-NC	6/29/11 1640			
			Received in Laboratory by: [signature]	TAL	6-29-11 1640

©2008, TestAmerica Laboratories, Inc. All rights reserved.
TestAmerica & Design ™ are trademarks of TestAmerica Laboratories, Inc.

TAL 0018-1 (04/10)

TestAmerica Cooler Receipt Form/Narrative **Lot Number:** 240-1626
North Canton Facility

Client Prudent Project _____ By: _____ (Signature)
Cooler Received on 6/29/11 Opened on 6-30-11
FedEx ☐ UPS ☐ DHL ☐ FAS ☐ Stetson ☐ Client Drop Off ☒ TestAmerica Courier ☐ Other _____
TestAmerica Cooler # No# Multiple Coolers ☐ Foam Box ☐ Client Cooler ☒ Other _____

1. Were custody seals on the outside of the cooler(s)? Yes ☐ No ☒ Intact? Yes ☐ No ☐ NA ☒
   If YES, Quantity_____ Quantity Unsalvageable_____
   Were custody seals on the outside of cooler(s) signed and dated? Yes ☐ No ☐ NA ☒
   Were custody seals on the bottle(s)? Yes ☐ No ☒
   If YES, are there any exceptions? _____
2. Shippers' packing slip attached to the cooler(s)? Yes ☐ No ☒
3. Did custody papers accompany the sample(s)? Yes ☒ No ☐ Relinquished by client? Yes ☒ No ☐
4. Were the custody papers signed in the appropriate place? Yes ☒ No ☐
5. Packing material used: Bubble Wrap ☒ Foam ☐ None ☐ Other _____
6. Cooler temperature upon receipt 2.0 °C See back of form for multiple coolers/temps ☐
   METHOD: IR ☒ Other ☐ _____
   COOLANT: Wet Ice ☒ Blue Ice ☐ Dry Ice ☐ Water ☐ None ☐
7. Did all bottles arrive in good condition (Unbroken)? Yes ☒ No ☐
8. Could all bottle labels be reconciled with the COC? Yes ☒ No ☐
9. Were sample(s) at the correct pH upon receipt? 6-30-11 ~~Yes~~ ☐ No ☐ NA ☒
10. Were correct bottle(s) used for the test(s) indicated? Yes ☒ No ☐
11. Were air bubbles >6 mm in any VOA vials? Yes ☐ No ☐ NA ☒
12. Sufficient quantity received to perform indicated analyses? Yes ☒ No ☐
13. Was a trip blank present in the cooler(s)? Yes ☐ No ☒ Were VOAs on the COC? Yes ☐ No ☒

Contacted PM _____ Date _____ by _____ via Verbal ☐ Voice Mail ☐ Other ☐
Concerning _____

14. CHAIN OF CUSTODY

The following discrepancies occurred:

_____

15. SAMPLE CONDITION

Sample(s)_____ were received after the recommended holding time had expired.
Sample(s)_____ were received in a broken container.
Sample(s)_____ were received with bubble >6 mm in diameter. (Notify PM)

16. SAMPLE PRESERVATION

Sample(s) _____ were further preserved in Sample Receiving to meet recommended pH level(s). *Nitric Acid Lot#* 100110-*HNO_3; Sulfuric Acid Lot#* 110410-*H_2SO_4; Sodium Hydroxide Lot#* 100108 -*NaOH; Hydrochloric Acid Lot#* 092006-*HCl; Sodium Hydroxide and Zinc Acetate Lot#* 100108-*$(CH_3COO)_2ZN/NaOH$*. What time was preservative added to sample(s)? _____

Client ID	pH	Date	Initials

TestAmerica Cooler Receipt Form/Narrative
North Canton Facility

Client ID	pH	Date	Initials

Cooler #	Temp. °C	Method	Coolant

Discrepancies Cont'd:

Login Sample Receipt Checklist

Client: Prudent Technologies, Inc

Job Number: 240-1620-1

Login Number: 1620
List Number: 1
Creator: Livengood, Chris

List Source: TestAmerica North Canton

Question	Answer	Comment
Radioactivity either was not measured or, if measured, is at or below background	N/A	
The cooler's custody seal, if present, is intact.	True	
The cooler or samples do not appear to have been compromised or tampered with.	True	
Samples were received on ice.	True	
Cooler Temperature is acceptable.	True	2.0
Cooler Temperature is recorded.	True	
COC is present.	True	
COC is filled out in ink and legible.	True	
COC is filled out with all pertinent information.	True	
Is the Field Sampler's name present on COC?	True	
There are no discrepancies between the sample IDs on the containers and the COC.	True	
Samples are received within Holding Time.	True	
Sample containers have legible labels.	True	
Containers are not broken or leaking.	True	
Sample collection date/times are provided.	True	
Appropriate sample containers are used.	True	
Sample bottles are completely filled.	True	
Sample Preservation Verified.	True	
There is sufficient vol. for all requested analyses, incl. any requested MS/MSDs	True	
VOA sample vials do not have headspace or bubble is <6mm (1/4") in diameter.	True	
Multiphasic samples are not present.	True	
Samples do not require splitting or compositing.	True	
Residual Chlorine Checked.	N/A	

TestAmerica

THE LEADER IN ENVIRONMENTAL TESTING

ANALYTICAL REPORT

TestAmerica Laboratories, Inc.
TestAmerica North Canton
4101 Shuffel Street NW
North Canton, OH 44720
Tel: (330)497-9396

TestAmerica Job ID: 240-1650-1
Client Project/Site: RVAAP

For:
Prudent Technologies, Inc
4242 Medical Drive
Suite 7250
San Antonio, Texas 78229

Attn: Ms. Amanda L. Miller

Authorized for release by:
09/19/2011 03:20:52 PM

Mark Loeb
Project Manager II
mark.loeb@testamericainc.com

LINKS

Review your project results through TotalAccess

Have a Question? Ask The Expert

Visit us at: www.testamericainc.com

This report has been electronically signed and authorized by the signatory. Electronic signature is intended to be the legally binding equivalent of a traditionally handwritten signature.

Table of Contents

Cover Page 1
Table of Contents 2
Definitions/Glossary 3
Case Narrative 4
Method Summary 6
Sample Summary 7
Detection Summary 8
Client Sample Results 10
Surrogate Summary 16
QC Sample Results 17
QC Association Summary 21
Lab Chronicle 23
Certification Summary 26
Chain of Custody 27
Receipt Checklists 30

Qualifiers

GC/MS Semi VOA

Qualifier	Qualifier Description
D	The reported value is from a dilution.
J	Estimated: The quantitation is an estimation due to discrepancies in meeting certain analyte-specific quality control criteria.
M	Manual integrated compound.
U	Undetected at the Limit of Detection.

GC Semi VOA

Qualifier	Qualifier Description
J	Estimated: The analyte was positively identified; the quantitation is an estimation
J	Estimated: The quantitation is an estimation due to discrepancies in meeting certain analyte-specific quality control criteria.
Q	One or more quality control criteria failed.
U	Undetected at the Limit of Detection.

Glossary

Abbreviation	These commonly used abbreviations may or may not be present in this report.
☼	Listed under the "D" column to designate that the result is reported on a dry weight basis.
EPA	United States Environmental Protection Agency
ND	Not Detected above the reporting level.
MDL	Method Detection Limit
RL	Reporting Limit
RE, RE1 (etc.)	Indicates a Re-extraction or Reanalysis of the sample.
%R	Percent Recovery
RPD	Relative Percent Difference, a measure of the relative difference between two points.

Job ID: 240-1650-1

Laboratory: TestAmerica North Canton

Narrative

CASE NARRATIVE

Client: Prudent Technologies, Inc

Project: RVAAP

Report Number: 240-1650-1

With the exceptions noted as flags or footnotes, standard analytical protocols were followed in the analysis of the samples and no problems were encountered or anomalies observed. In addition all laboratory quality control samples were within established control limits, with any exceptions noted below. Each sample was analyzed to achieve the lowest possible reporting limit within the constraints of the method. In some cases, due to interference or analytes present at high concentrations, samples were diluted. For diluted samples, the reporting limits are adjusted relative to the dilution required.

Calculations are performed before rounding to avoid round-off errors in calculated results.

All holding times were met and proper preservation noted for the methods performed on these samples, unless otherwise detailed in the individual sections below.

TestAmerica utilizes USEPA approved methods and DOD QSM, where applicable, in all analytical work. The samples presented in this report were analyzed for the parameter(s) listed on the analytical methods summary page in accordance with the method(s) indicated. A summary of QC data for these analyses is included at the back of the report.

TestAmerica North Canton attests to the validity of the laboratory data generated by TestAmerica facilities reported herein. All analyses performed by TestAmerica facilities were done using established laboratory SOPs that incorporate QA/QC procedures described in the applicable methods. TestAmerica's operations groups have reviewed the data for compliance with the laboratory QA/QC plan, and data have been found to be compliant with laboratory protocols unless otherwise noted below.

All solid sample results are reported on an "as received" basis unless otherwise indicated by the presence of a % solids value in the method header.

This laboratory report is confidential and is intended for the sole use of TestAmerica and its client.

All parameters for which TestAmerica North Canton has certification were evaluated to the limit of detection (LOD) and include qualified results where applicable. Parameters not certified under QSM, if any, were evaluated to the detection limit (DL) and include qualified results where applicable.

The sample(s) that contain constituents flagged with U are undetected. The result associated with this flag is the limit of detection (LOD).

RECEIPT

The samples were received on 07/01/2011; the samples arrived in good condition, properly preserved and on ice. The temperature of the cooler at receipt was 2.2 C.

SEMIVOLATILE ORGANIC COMPOUNDS (GC MS)

Samples LL2SB-514M-0101-SO (240-1650-1), LL2SB-514M-0102-SO (240-1650-2), LL2SB-514M-0103-SO (240-1650-3), LL2SB-515M-0101-SO (240-1650-4), LL2SB-515M-0102-SO (240-1650-5), LL2SB-515M-0103-SO (240-1650-6), LL2SB-513M-0101-SO (240-1650-7), LL2SB-513M-0102-SO (240-1650-8) and LL2SB-513M-0103-SO (240-1650-9) were analyzed for semivolatile organic compounds (GC MS) in accordance with EPA SW-846 Method 8270 DoD. The samples were leached on 07/02/2011 and 07/08/2011, prepared on 07/12/2011 and 08/08/2011 and analyzed on 07/31/2011 and 08/11/2011.

2-Fluorobiphenyl (Surr) failed the surrogate recovery criteria low for LL2SB-515M-0103-SO (240-1650-6). Upon reextraction and

Job ID: 240-1650-1 (Continued)

Laboratory: TestAmerica North Canton (Continued)

reanalysis surrogate recoveries were again below acceptance criteria, indicating a probable matrix effect. The initial results have been reported.

Dibenz(a,h)anthracene failed the recovery criteria low for the MS and MSD of sample LL2SB-513M-0102-SO (240-1650-8) in batch 240-10353. Dibenz(a,h)anthracene exceeded the rpd limit. Refer to the QC report for details.

Samples LL2SB-513M-0101-SO (240-1650-7)[4X], LL2SB-513M-0102-SO (240-1650-8)[5X] and LL2SB-513M-0103-SO (240-1650-9)[10X] required dilution prior to analysis. The reporting limits have been adjusted accordingly.

No other difficulties were encountered during the SVOCs analyses. All other quality control parameters were within the acceptance limits.

POLYCHLORINATED BIPHENYLS (PCBS)

Samples LL2SB-514M-0101-SO (240-1650-1), LL2SB-514M-0102-SO (240-1650-2), LL2SB-514M-0103-SO (240-1650-3), LL2SB-515M-0101-SO (240-1650-4), LL2SB-515M-0102-SO (240-1650-5), LL2SB-515M-0103-SO (240-1650-6), LL2SB-513M-0101-SO (240-1650-7), LL2SB-513M-0102-SO (240-1650-8) and LL2SB-513M-0103-SO (240-1650-9) were analyzed for polychlorinated biphenyls (PCBs) in accordance with EPA SW-846 Method 8082 DOD. The samples were leached on 07/08/2011, prepared on 07/12/2011 and analyzed on 07/14/2011, 07/21/2011 and 07/23/2011.

Sample LL2SB-515M-0102-SO (240-1650-5)[2X] required dilution prior to analysis. The reporting limits have been adjusted accordingly.

Two surrogates are used for this analysis. The laboratory's SOP allows 1 of 2 of these surrogates to be outside acceptance criteria without performing re-extraction/re-analysis. The following samples contained an allowable number of surrogate compounds outside limits: LL2SB-515M-0102-SO. DCB Decachlorobiphenyl failed the surrogate recovery criteria high for LL2SB-515M-0102-SO (240-1650-5). Refer to the QC report for details.

The following samples required a tetrabutylammonium sulfite (TBA) clean-up to reduce matrix interferences caused by sulfur: LL2SB-513M-0102-SO, LL2SB-513M-0103-SO, LL2SB-515M-0103-SO.

No other difficulties were encountered during the PCBs analyses. All other quality control parameters were within the acceptance limits.

PERCENT SOLIDS

Samples LL2SB-514M-0101-SO (240-1650-1), LL2SB-514M-0102-SO (240-1650-2), LL2SB-514M-0103-SO (240-1650-3), LL2SB-515M-0101-SO (240-1650-4), LL2SB-515M-0102-SO (240-1650-5), LL2SB-515M-0103-SO (240-1650-6), LL2SB-513M-0101-SO (240-1650-7), LL2SB-513M-0102-SO (240-1650-8) and LL2SB-513M-0103-SO (240-1650-9) were analyzed for percent solids in accordance with EPA Method 160.3 MOD. The samples were analyzed on 07/11/2011.

No difficulties were encountered during the % solids analyses. All quality control parameters were within the acceptance limits.

Method Summary

Client: Prudent Technologies, Inc
Project/Site: RVAAP

TestAmerica Job ID: 240-1650-1

Method	Method Description	Protocol	Laboratory
8270C/DoD	Semivolatile Organic Compounds (GC/MS)	SW846	TAL NC
8082/DOD	Polychlorinated Biphenyls (PCBs) by Gas Chromatography	SW846	TAL NC
Moisture	Percent Moisture	EPA	TAL NC

Protocol References:

EPA = US Environmental Protection Agency

SW846 = "Test Methods For Evaluating Solid Waste, Physical/Chemical Methods", Third Edition, November 1986 And Its Updates.

Laboratory References:

TAL NC = TestAmerica North Canton, 4101 Shuffel Street NW, North Canton, OH 44720, TEL (330)497-9396

Sample Summary

Client: Prudent Technologies, Inc
Project/Site: RVAAP

TestAmerica Job ID: 240-1650-1

Lab Sample ID	Client Sample ID	Matrix	Collected	Received
240-1650-1	LL2SB-514M-0101-SO	Solid	07/01/11 09:45	07/01/11 15:00
240-1650-2	LL2SB-514M-0102-SO	Solid	07/01/11 09:45	07/01/11 15:00
240-1650-3	LL2SB-514M-0103-SO	Solid	07/01/11 09:45	07/01/11 15:00
240-1650-4	LL2SB-515M-0101-SO	Solid	07/01/11 10:50	07/01/11 15:00
240-1650-5	LL2SB-515M-0102-SO	Solid	07/01/11 10:50	07/01/11 15:00
240-1650-6	LL2SB-515M-0103-SO	Solid	07/01/11 10:50	07/01/11 15:00
240-1650-7	LL2SB-513M-0101-SO	Solid	07/01/11 13:18	07/01/11 15:00
240-1650-8	LL2SB-513M-0102-SO	Solid	07/01/11 13:18	07/01/11 15:00
240-1650-9	LL2SB-513M-0103-SO	Solid	07/01/11 13:18	07/01/11 15:00

Detection Summary

Client: Prudent Technologies, Inc
Project/Site: RVAAP

TestAmerica Job ID: 240-1650-1

Client Sample ID: LL2SB-514M-0101-SO — Lab Sample ID: 240-1650-1

Analyte	Result	Qualifier	LOQ	DL	Unit	Dil Fac	D	Method	Prep Type
Aroclor 1254	220		56	17	ug/Kg	1	☼	8082/DOD	Total/NA
Aroclor 1254	210		56	17	ug/Kg	1	☼	8082/DOD	Total/NA

Client Sample ID: LL2SB-514M-0102-SO — Lab Sample ID: 240-1650-2

Analyte	Result	Qualifier	LOQ	DL	Unit	Dil Fac	D	Method	Prep Type
Aroclor 1254	54	J	56	17	ug/Kg	1	☼	8082/DOD	Total/NA
Aroclor 1254	46	J	56	17	ug/Kg	1	☼	8082/DOD	Total/NA

Client Sample ID: LL2SB-514M-0103-SO — Lab Sample ID: 240-1650-3

Analyte	Result	Qualifier	LOQ	DL	Unit	Dil Fac	D	Method	Prep Type
Aroclor 1254	17	J	56	17	ug/Kg	1	☼	8082/DOD	Total/NA

Client Sample ID: LL2SB-515M-0101-SO — Lab Sample ID: 240-1650-4

Analyte	Result	Qualifier	LOQ	DL	Unit	Dil Fac	D	Method	Prep Type
Aroclor 1254	320		56	17	ug/Kg	1	☼	8082/DOD	Total/NA
Aroclor 1254	340		56	17	ug/Kg	1	☼	8082/DOD	Total/NA

Client Sample ID: LL2SB-515M-0102-SO — Lab Sample ID: 240-1650-5

Analyte	Result	Qualifier	LOQ	DL	Unit	Dil Fac	D	Method	Prep Type
Aroclor 1248	160		110	35	ug/Kg	2	☼	8082/DOD	Total/NA
Aroclor 1248	650		110	35	ug/Kg	2	☼	8082/DOD	Total/NA
Aroclor 1260	290		110	35	ug/Kg	2	☼	8082/DOD	Total/NA
Aroclor 1260	390		110	35	ug/Kg	2	☼	8082/DOD	Total/NA

Client Sample ID: LL2SB-515M-0103-SO — Lab Sample ID: 240-1650-6

Analyte	Result	Qualifier	LOQ	DL	Unit	Dil Fac	D	Method	Prep Type
Aroclor 1254	43	J	55	17	ug/Kg	1	☼	8082/DOD	Total/NA
Aroclor 1254	48	J	55	17	ug/Kg	1	☼	8082/DOD	Total/NA

Client Sample ID: LL2SB-513M-0101-SO — Lab Sample ID: 240-1650-7

Analyte	Result	Qualifier	LOQ	DL	Unit	Dil Fac	D	Method	Prep Type
Acenaphthene	100		27	13	ug/Kg	4	☼	8270C/DoD	Total/NA
Acenaphthylene	140		27	13	ug/Kg	4	☼	8270C/DoD	Total/NA
Anthracene	420		27	13	ug/Kg	4	☼	8270C/DoD	Total/NA
Benzo[a]anthracene	1000		27	13	ug/Kg	4	☼	8270C/DoD	Total/NA
Benzo[a]pyrene	880		27	13	ug/Kg	4	☼	8270C/DoD	Total/NA
Benzo[b]fluoranthene	1100	M	27	13	ug/Kg	4	☼	8270C/DoD	Total/NA
Benzo[g,h,i]perylene	520		27	13	ug/Kg	4	☼	8270C/DoD	Total/NA
Benzo[k]fluoranthene	680	M	27	13	ug/Kg	4	☼	8270C/DoD	Total/NA
Chrysene	1100		27	4.5	ug/Kg	4	☼	8270C/DoD	Total/NA
Dibenz(a,h)anthracene	160		27	13	ug/Kg	4	☼	8270C/DoD	Total/NA
Fluoranthene	2400		27	13	ug/Kg	4	☼	8270C/DoD	Total/NA
Fluorene	220		27	13	ug/Kg	4	☼	8270C/DoD	Total/NA
Indeno[1,2,3-cd]pyrene	500		27	13	ug/Kg	4	☼	8270C/DoD	Total/NA
Naphthalene	73		27	13	ug/Kg	4	☼	8270C/DoD	Total/NA
Pyrene	1700		27	13	ug/Kg	4	☼	8270C/DoD	Total/NA
Phenanthrene	1800		27	13	ug/Kg	4	☼	8270C/DoD	Total/NA
Aroclor 1254	520	J	56	17	ug/Kg	1	☼	8082/DOD	Total/NA

Detection Summary

Client: Prudent Technologies, Inc
Project/Site: RVAAP

TestAmerica Job ID: 240-1650-1

Client Sample ID: LL2SB-513M-0101-SO (Continued) — Lab Sample ID: 240-1650-7

Analyte	Result	Qualifier	LOQ	DL	Unit	Dil Fac	D	Method	Prep Type
Aroclor 1254	540	J	56	17	ug/Kg	1	☼	8082/DOD	Total/NA

Client Sample ID: LL2SB-513M-0102-SO — Lab Sample ID: 240-1650-8

Analyte	Result	Qualifier	LOQ	DL	Unit	Dil Fac	D	Method	Prep Type
Aroclor 1254	220		56	17	ug/Kg	1	☼	8082/DOD	Total/NA
Aroclor 1254	240		56	17	ug/Kg	1	☼	8082/DOD	Total/NA

Client Sample ID: LL2SB-513M-0103-SO — Lab Sample ID: 240-1650-9

Analyte	Result	Qualifier	LOQ	DL	Unit	Dil Fac	D	Method	Prep Type
Aroclor 1254	52	J	56	17	ug/Kg	1	☼	8082/DOD	Total/NA
Aroclor 1254	35	J	56	17	ug/Kg	1	☼	8082/DOD	Total/NA

Client Sample Results

Client: Prudent Technologies, Inc
Project/Site: RVAAP

TestAmerica Job ID: 240-1650-1

Client Sample ID: LL2SB-514M-0101-SO

Lab Sample ID: 240-1650-1

Date Collected: 07/01/11 09:45
Date Received: 07/01/11 15:00

Matrix: Solid
Percent Solids: 98.3

Method: 8082/DOD - Polychlorinated Biphenyls (PCBs) by Gas Chromatography

Analyte	Result	Qualifier	LOQ	DL	Unit	D	Prepared	Analyzed	Dil Fac
Aroclor 1016	25	U	66	21	ug/Kg	☼	07/12/11 09:19	07/14/11 19:15	1
Aroclor 1016	25	U	66	21	ug/Kg	☼	07/12/11 09:19	07/14/11 19:15	1
Aroclor 1221	25	U	51	16	ug/Kg	☼	07/12/11 09:19	07/14/11 19:15	1
Aroclor 1221	25	U	51	16	ug/Kg	☼	07/12/11 09:19	07/14/11 19:15	1
Aroclor 1232	25	U	46	14	ug/Kg	☼	07/12/11 09:19	07/14/11 19:15	1
Aroclor 1232	25	U	46	14	ug/Kg	☼	07/12/11 09:19	07/14/11 19:15	1
Aroclor 1242	25	U	41	13	ug/Kg	☼	07/12/11 09:19	07/14/11 19:15	1
Aroclor 1242	25	U	41	13	ug/Kg	☼	07/12/11 09:19	07/14/11 19:15	1
Aroclor 1248	25	U	56	17	ug/Kg	☼	07/12/11 09:19	07/14/11 19:15	1
Aroclor 1248	25	U	56	17	ug/Kg	☼	07/12/11 09:19	07/14/11 19:15	1
Aroclor 1254	**220**		56	17	ug/Kg	☼	07/12/11 09:19	07/14/11 19:15	1
Aroclor 1254	**210**		56	17	ug/Kg	☼	07/12/11 09:19	07/14/11 19:15	1
Aroclor 1260	25	U	56	17	ug/Kg	☼	07/12/11 09:19	07/14/11 19:15	1
Aroclor 1260	25	U	56	17	ug/Kg	☼	07/12/11 09:19	07/14/11 19:15	1

Surrogate	*% Recovery*	*Qualifier*	*Limits*	*Prepared*	*Analyzed*	*Dil Fac*
Tetrachloro-m-xylene	*82*		*40 - 140*	*07/12/11 09:19*	*07/14/11 19:15*	*1*
Tetrachloro-m-xylene	*75*		*40 - 140*	*07/12/11 09:19*	*07/14/11 19:15*	*1*
DCB Decachlorobiphenyl	*87*		*60 - 125*	*07/12/11 09:19*	*07/14/11 19:15*	*1*
DCB Decachlorobiphenyl	*85*		*60 - 125*	*07/12/11 09:19*	*07/14/11 19:15*	*1*

Client Sample ID: LL2SB-514M-0102-SO

Lab Sample ID: 240-1650-2

Date Collected: 07/01/11 09:45
Date Received: 07/01/11 15:00

Matrix: Solid
Percent Solids: 98.1

Method: 8082/DOD - Polychlorinated Biphenyls (PCBs) by Gas Chromatography

Analyte	Result	Qualifier	LOQ	DL	Unit	D	Prepared	Analyzed	Dil Fac
Aroclor 1016	25	U	66	21	ug/Kg	☼	07/12/11 09:19	07/14/11 19:44	1
Aroclor 1016	25	U	66	21	ug/Kg	☼	07/12/11 09:19	07/14/11 19:44	1
Aroclor 1221	25	U	51	16	ug/Kg	☼	07/12/11 09:19	07/14/11 19:44	1
Aroclor 1221	25	U	51	16	ug/Kg	☼	07/12/11 09:19	07/14/11 19:44	1
Aroclor 1232	25	U	46	14	ug/Kg	☼	07/12/11 09:19	07/14/11 19:44	1
Aroclor 1232	25	U	46	14	ug/Kg	☼	07/12/11 09:19	07/14/11 19:44	1
Aroclor 1242	25	U	41	13	ug/Kg	☼	07/12/11 09:19	07/14/11 19:44	1
Aroclor 1242	25	U	41	13	ug/Kg	☼	07/12/11 09:19	07/14/11 19:44	1
Aroclor 1248	25	U	56	17	ug/Kg	☼	07/12/11 09:19	07/14/11 19:44	1
Aroclor 1248	25	U	56	17	ug/Kg	☼	07/12/11 09:19	07/14/11 19:44	1
Aroclor 1254	**54**	**J**	56	17	ug/Kg	☼	07/12/11 09:19	07/14/11 19:44	1
Aroclor 1254	**46**	**J**	56	17	ug/Kg	☼	07/12/11 09:19	07/14/11 19:44	1
Aroclor 1260	25	U	56	17	ug/Kg	☼	07/12/11 09:19	07/14/11 19:44	1
Aroclor 1260	25	U	56	17	ug/Kg	☼	07/12/11 09:19	07/14/11 19:44	1

Surrogate	*% Recovery*	*Qualifier*	*Limits*	*Prepared*	*Analyzed*	*Dil Fac*
Tetrachloro-m-xylene	*77*		*40 - 140*	*07/12/11 09:19*	*07/14/11 19:44*	*1*
Tetrachloro-m-xylene	*71*		*40 - 140*	*07/12/11 09:19*	*07/14/11 19:44*	*1*
DCB Decachlorobiphenyl	*89*		*60 - 125*	*07/12/11 09:19*	*07/14/11 19:44*	*1*
DCB Decachlorobiphenyl	*79*		*60 - 125*	*07/12/11 09:19*	*07/14/11 19:44*	*1*

Client Sample Results

Client: Prudent Technologies, Inc
Project/Site: RVAAP

TestAmerica Job ID: 240-1650-1

Client Sample ID: LL2SB-514M-0103-SO

Date Collected: 07/01/11 09:45
Date Received: 07/01/11 15:00

Lab Sample ID: 240-1650-3

Matrix: Solid
Percent Solids: 98.4

Method: 8082/DOD - Polychlorinated Biphenyls (PCBs) by Gas Chromatography

Analyte	Result	Qualifier	LOQ	DL	Unit	D	Prepared	Analyzed	Dil Fac
Aroclor 1016	25	U	66	21	ug/Kg	☼	07/12/11 09:19	07/14/11 19:59	1
Aroclor 1016	25	U	66	21	ug/Kg	☼	07/12/11 09:19	07/14/11 19:59	1
Aroclor 1221	25	U	51	16	ug/Kg	☼	07/12/11 09:19	07/14/11 19:59	1
Aroclor 1221	25	U	51	16	ug/Kg	☼	07/12/11 09:19	07/14/11 19:59	1
Aroclor 1232	25	U	46	14	ug/Kg	☼	07/12/11 09:19	07/14/11 19:59	1
Aroclor 1232	25	U	46	14	ug/Kg	☼	07/12/11 09:19	07/14/11 19:59	1
Aroclor 1242	25	U	41	13	ug/Kg	☼	07/12/11 09:19	07/14/11 19:59	1
Aroclor 1242	25	U	41	13	ug/Kg	☼	07/12/11 09:19	07/14/11 19:59	1
Aroclor 1248	25	U	56	17	ug/Kg	☼	07/12/11 09:19	07/14/11 19:59	1
Aroclor 1248	25	U	56	17	ug/Kg	☼	07/12/11 09:19	07/14/11 19:59	1
Aroclor 1254	**17**	**J**	56	17	ug/Kg	☼	07/12/11 09:19	07/14/11 19:59	1
Aroclor 1254	25	U	56	17	ug/Kg	☼	07/12/11 09:19	07/14/11 19:59	1
Aroclor 1260	25	U	56	17	ug/Kg	☼	07/12/11 09:19	07/14/11 19:59	1
Aroclor 1260	25	U	56	17	ug/Kg	☼	07/12/11 09:19	07/14/11 19:59	1

Surrogate	*% Recovery*	*Qualifier*	*Limits*	*Prepared*	*Analyzed*	*Dil Fac*
Tetrachloro-m-xylene	*78*		*40 - 140*	*07/12/11 09:19*	*07/14/11 19:59*	*1*
Tetrachloro-m-xylene	*73*		*40 - 140*	*07/12/11 09:19*	*07/14/11 19:59*	*1*
DCB Decachlorobiphenyl	*82*		*60 - 125*	*07/12/11 09:19*	*07/14/11 19:59*	*1*
DCB Decachlorobiphenyl	*72*		*60 - 125*	*07/12/11 09:19*	*07/14/11 19:59*	*1*

Client Sample ID: LL2SB-515M-0101-SO

Date Collected: 07/01/11 10:50
Date Received: 07/01/11 15:00

Lab Sample ID: 240-1650-4

Matrix: Solid
Percent Solids: 98.3

Method: 8082/DOD - Polychlorinated Biphenyls (PCBs) by Gas Chromatography

Analyte	Result	Qualifier	LOQ	DL	Unit	D	Prepared	Analyzed	Dil Fac
Aroclor 1016	25	U	66	21	ug/Kg	☼	07/12/11 09:19	07/14/11 20:13	1
Aroclor 1016	25	U	66	21	ug/Kg	☼	07/12/11 09:19	07/14/11 20:13	1
Aroclor 1221	25	U	51	16	ug/Kg	☼	07/12/11 09:19	07/14/11 20:13	1
Aroclor 1221	25	U	51	16	ug/Kg	☼	07/12/11 09:19	07/14/11 20:13	1
Aroclor 1232	25	U	46	14	ug/Kg	☼	07/12/11 09:19	07/14/11 20:13	1
Aroclor 1232	25	U	46	14	ug/Kg	☼	07/12/11 09:19	07/14/11 20:13	1
Aroclor 1242	25	U	41	13	ug/Kg	☼	07/12/11 09:19	07/14/11 20:13	1
Aroclor 1242	25	U	41	13	ug/Kg	☼	07/12/11 09:19	07/14/11 20:13	1
Aroclor 1248	25	U	56	17	ug/Kg	☼	07/12/11 09:19	07/14/11 20:13	1
Aroclor 1248	25	U	56	17	ug/Kg	☼	07/12/11 09:19	07/14/11 20:13	1
Aroclor 1254	**320**		56	17	ug/Kg	☼	07/12/11 09:19	07/14/11 20:13	1
Aroclor 1254	**340**		56	17	ug/Kg	☼	07/12/11 09:19	07/14/11 20:13	1
Aroclor 1260	25	U	56	17	ug/Kg	☼	07/12/11 09:19	07/14/11 20:13	1
Aroclor 1260	25	U	56	17	ug/Kg	☼	07/12/11 09:19	07/14/11 20:13	1

Surrogate	*% Recovery*	*Qualifier*	*Limits*	*Prepared*	*Analyzed*	*Dil Fac*
Tetrachloro-m-xylene	*95*		*40 - 140*	*07/12/11 09:19*	*07/14/11 20:13*	*1*
Tetrachloro-m-xylene	*89*		*40 - 140*	*07/12/11 09:19*	*07/14/11 20:13*	*1*
DCB Decachlorobiphenyl	*90*		*60 - 125*	*07/12/11 09:19*	*07/14/11 20:13*	*1*
DCB Decachlorobiphenyl	*95*		*60 - 125*	*07/12/11 09:19*	*07/14/11 20:13*	*1*

Client Sample Results

Client: Prudent Technologies, Inc
Project/Site: RVAAP

TestAmerica Job ID: 240-1650-1

Client Sample ID: LL2SB-515M-0102-SO

Lab Sample ID: 240-1650-5

Date Collected: 07/01/11 10:50
Date Received: 07/01/11 15:00

Matrix: Solid
Percent Solids: 98.4

Method: 8082/DOD - Polychlorinated Biphenyls (PCBs) by Gas Chromatography

Analyte	Result	Qualifier	LOQ	DL	Unit	D	Prepared	Analyzed	Dil Fac
Aroclor 1016	50	U	130	43	ug/Kg	☼	07/12/11 09:19	07/21/11 03:07	2
Aroclor 1016	50	U	130	43	ug/Kg	☼	07/12/11 09:19	07/21/11 03:07	2
Aroclor 1221	50	U	100	33	ug/Kg	☼	07/12/11 09:19	07/21/11 03:07	2
Aroclor 1221	50	U	100	33	ug/Kg	☼	07/12/11 09:19	07/21/11 03:07	2
Aroclor 1232	50	U	92	28	ug/Kg	☼	07/12/11 09:19	07/21/11 03:07	2
Aroclor 1232	50	U	92	28	ug/Kg	☼	07/12/11 09:19	07/21/11 03:07	2
Aroclor 1242	50	U	81	26	ug/Kg	☼	07/12/11 09:19	07/21/11 03:07	2
Aroclor 1242	50	U	81	26	ug/Kg	☼	07/12/11 09:19	07/21/11 03:07	2
Aroclor 1248	**160**		110	35	ug/Kg	☼	07/12/11 09:19	07/21/11 03:07	2
Aroclor 1248	**650**		110	35	ug/Kg	☼	07/12/11 09:19	07/21/11 03:07	2
Aroclor 1254	50	U	110	35	ug/Kg	☼	07/12/11 09:19	07/21/11 03:07	2
Aroclor 1254	50	U	110	35	ug/Kg	☼	07/12/11 09:19	07/21/11 03:07	2
Aroclor 1260	**290**		110	35	ug/Kg	☼	07/12/11 09:19	07/21/11 03:07	2
Aroclor 1260	**390**		110	35	ug/Kg	☼	07/12/11 09:19	07/21/11 03:07	2

Surrogate	*% Recovery*	*Qualifier*	*Limits*	*Prepared*	*Analyzed*	*Dil Fac*
Tetrachloro-m-xylene	*76*		*40 - 140*	*07/12/11 09:19*	*07/21/11 03:07*	*2*
Tetrachloro-m-xylene	*82*		*40 - 140*	*07/12/11 09:19*	*07/21/11 03:07*	*2*
DCB Decachlorobiphenyl	*168*	*Q*	*60 - 125*	*07/12/11 09:19*	*07/21/11 03:07*	*2*
DCB Decachlorobiphenyl	*176*	*Q*	*60 - 125*	*07/12/11 09:19*	*07/21/11 03:07*	*2*

Client Sample ID: LL2SB-515M-0103-SO

Lab Sample ID: 240-1650-6

Date Collected: 07/01/11 10:50
Date Received: 07/01/11 15:00

Matrix: Solid
Percent Solids: 98.6

Method: 8082/DOD - Polychlorinated Biphenyls (PCBs) by Gas Chromatography

Analyte	Result	Qualifier	LOQ	DL	Unit	D	Prepared	Analyzed	Dil Fac
Aroclor 1016	25	U	66	21	ug/Kg	☼	07/12/11 09:19	07/23/11 20:06	1
Aroclor 1016	25	U	66	21	ug/Kg	☼	07/12/11 09:19	07/23/11 20:06	1
Aroclor 1221	25	U	50	16	ug/Kg	☼	07/12/11 09:19	07/23/11 20:06	1
Aroclor 1221	25	U	50	16	ug/Kg	☼	07/12/11 09:19	07/23/11 20:06	1
Aroclor 1232	25	U	45	14	ug/Kg	☼	07/12/11 09:19	07/23/11 20:06	1
Aroclor 1232	25	U	45	14	ug/Kg	☼	07/12/11 09:19	07/23/11 20:06	1
Aroclor 1242	25	U	40	13	ug/Kg	☼	07/12/11 09:19	07/23/11 20:06	1
Aroclor 1242	25	U	40	13	ug/Kg	☼	07/12/11 09:19	07/23/11 20:06	1
Aroclor 1248	25	U	55	17	ug/Kg	☼	07/12/11 09:19	07/23/11 20:06	1
Aroclor 1248	25	U	55	17	ug/Kg	☼	07/12/11 09:19	07/23/11 20:06	1
Aroclor 1254	**43**	**J**	55	17	ug/Kg	☼	07/12/11 09:19	07/23/11 20:06	1
Aroclor 1254	**48**	**J**	55	17	ug/Kg	☼	07/12/11 09:19	07/23/11 20:06	1
Aroclor 1260	25	U	55	17	ug/Kg	☼	07/12/11 09:19	07/23/11 20:06	1
Aroclor 1260	25	U	55	17	ug/Kg	☼	07/12/11 09:19	07/23/11 20:06	1

Surrogate	*% Recovery*	*Qualifier*	*Limits*	*Prepared*	*Analyzed*	*Dil Fac*
Tetrachloro-m-xylene	*68*		*40 - 140*	*07/12/11 09:19*	*07/23/11 20:06*	*1*
Tetrachloro-m-xylene	*74*		*40 - 140*	*07/12/11 09:19*	*07/23/11 20:06*	*1*
DCB Decachlorobiphenyl	*67*		*60 - 125*	*07/12/11 09:19*	*07/23/11 20:06*	*1*
DCB Decachlorobiphenyl	*79*		*60 - 125*	*07/12/11 09:19*	*07/23/11 20:06*	*1*

Client Sample Results

Client: Prudent Technologies, Inc
Project/Site: RVAAP

TestAmerica Job ID: 240-1650-1

Client Sample ID: LL2SB-513M-0101-SO

Date Collected: 07/01/11 13:18
Date Received: 07/01/11 15:00

Lab Sample ID: 240-1650-7

Matrix: Solid
Percent Solids: 97.9

Method: 8270C/DoD - Semivolatile Organic Compounds (GC/MS)

Analyte	Result	Qualifier	LOQ	DL	Unit	D	Prepared	Analyzed	Dil Fac
Acenaphthene	100		27	13	ug/Kg	☼	07/12/11 10:53	07/31/11 17:28	4
Acenaphthylene	140		27	13	ug/Kg	☼	07/12/11 10:53	07/31/11 17:28	4
Anthracene	420		27	13	ug/Kg	☼	07/12/11 10:53	07/31/11 17:28	4
Benzo[a]anthracene	1000		27	13	ug/Kg	☼	07/12/11 10:53	07/31/11 17:28	4
Benzo[a]pyrene	880		27	13	ug/Kg	☼	07/12/11 10:53	07/31/11 17:28	4
Benzo[b]fluoranthene	1100	M	27	13	ug/Kg	☼	07/12/11 10:53	07/31/11 17:28	4
Benzo[g,h,i]perylene	520		27	13	ug/Kg	☼	07/12/11 10:53	07/31/11 17:28	4
Benzo[k]fluoranthene	680	M	27	13	ug/Kg	☼	07/12/11 10:53	07/31/11 17:28	4
Chrysene	1100		27	4.5	ug/Kg	☼	07/12/11 10:53	07/31/11 17:28	4
Dibenz(a,h)anthracene	160		27	13	ug/Kg	☼	07/12/11 10:53	07/31/11 17:28	4
Fluoranthene	2400		27	13	ug/Kg	☼	07/12/11 10:53	07/31/11 17:28	4
Fluorene	220		27	13	ug/Kg	☼	07/12/11 10:53	07/31/11 17:28	4
Indeno[1,2,3-cd]pyrene	500		27	13	ug/Kg	☼	07/12/11 10:53	07/31/11 17:28	4
Naphthalene	73		27	13	ug/Kg	☼	07/12/11 10:53	07/31/11 17:28	4
Pyrene	1700		27	13	ug/Kg	☼	07/12/11 10:53	07/31/11 17:28	4
Phenanthrene	1800		27	13	ug/Kg	☼	07/12/11 10:53	07/31/11 17:28	4

Surrogate	*% Recovery*	*Qualifier*	*Limits*	*Prepared*	*Analyzed*	*Dil Fac*
2-Fluorobiphenyl (Surr)	*61*		*45 - 105*	*07/12/11 10:53*	*07/31/11 17:28*	*4*
2-Fluorophenol (Surr)	*70*		*35 - 105*	*07/12/11 10:53*	*07/31/11 17:28*	*4*
Nitrobenzene-d5 (Surr)	*56*		*35 - 100*	*07/12/11 10:53*	*07/31/11 17:28*	*4*
Terphenyl-d14 (Surr)	*77*		*30 - 125*	*07/12/11 10:53*	*07/31/11 17:28*	*4*
2,4,6-Tribromophenol (Surr)	*62*		*35 - 125*	*07/12/11 10:53*	*07/31/11 17:28*	*4*
Phenol-d5 (Surr)	*75*		*40 - 100*	*07/12/11 10:53*	*07/31/11 17:28*	*4*

Method: 8082/DOD - Polychlorinated Biphenyls (PCBs) by Gas Chromatography

Analyte	Result	Qualifier	LOQ	DL	Unit	D	Prepared	Analyzed	Dil Fac
Aroclor 1016	25	U	66	21	ug/Kg	☼	07/12/11 09:19	07/14/11 20:57	1
Aroclor 1016	25	U	66	21	ug/Kg	☼	07/12/11 09:19	07/14/11 20:57	1
Aroclor 1221	25	U	51	16	ug/Kg	☼	07/12/11 09:19	07/14/11 20:57	1
Aroclor 1221	25	U	51	16	ug/Kg	☼	07/12/11 09:19	07/14/11 20:57	1
Aroclor 1232	25	U	46	14	ug/Kg	☼	07/12/11 09:19	07/14/11 20:57	1
Aroclor 1232	25	U	46	14	ug/Kg	☼	07/12/11 09:19	07/14/11 20:57	1
Aroclor 1242	25	U	41	13	ug/Kg	☼	07/12/11 09:19	07/14/11 20:57	1
Aroclor 1242	25	U	41	13	ug/Kg	☼	07/12/11 09:19	07/14/11 20:57	1
Aroclor 1248	25	U	56	17	ug/Kg	☼	07/12/11 09:19	07/14/11 20:57	1
Aroclor 1248	25	U	56	17	ug/Kg	☼	07/12/11 09:19	07/14/11 20:57	1
Aroclor 1254	520	J	56	17	ug/Kg	☼	07/12/11 09:19	07/14/11 20:57	1
Aroclor 1254	540	J	56	17	ug/Kg	☼	07/12/11 09:19	07/14/11 20:57	1
Aroclor 1260	25	U	56	17	ug/Kg	☼	07/12/11 09:19	07/14/11 20:57	1
Aroclor 1260	25	U	56	17	ug/Kg	☼	07/12/11 09:19	07/14/11 20:57	1

Surrogate	*% Recovery*	*Qualifier*	*Limits*	*Prepared*	*Analyzed*	*Dil Fac*
Tetrachloro-m-xylene	*76*		*40 - 140*	*07/12/11 09:19*	*07/14/11 20:57*	*1*
Tetrachloro-m-xylene	*84*		*40 - 140*	*07/12/11 09:19*	*07/14/11 20:57*	*1*
DCB Decachlorobiphenyl	*114*		*60 - 125*	*07/12/11 09:19*	*07/14/11 20:57*	*1*
DCB Decachlorobiphenyl	*82*		*60 - 125*	*07/12/11 09:19*	*07/14/11 20:57*	*1*

Client Sample Results

Client: Prudent Technologies, Inc
Project/Site: RVAAP

TestAmerica Job ID: 240-1650-1

Client Sample ID: LL2SB-513M-0102-SO

Date Collected: 07/01/11 13:18
Date Received: 07/01/11 15:00

Lab Sample ID: 240-1650-8

Matrix: Solid
Percent Solids: 97.8

Method: 8270C/DoD - Semivolatile Organic Compounds (GC/MS)

Analyte	Result	Qualifier	LOQ	DL	Unit	D	Prepared	Analyzed	Dil Fac
Acenaphthene	17	U	34	17	ug/Kg	☼	07/12/11 10:53	07/31/11 18:05	5
Acenaphthylene	17	U	34	17	ug/Kg	☼	07/12/11 10:53	07/31/11 18:05	5
Anthracene	17	U	34	17	ug/Kg	☼	07/12/11 10:53	07/31/11 18:05	5
Benzo[a]anthracene	17	U	34	17	ug/Kg	☼	07/12/11 10:53	07/31/11 18:05	5
Benzo[a]pyrene	17	U	34	17	ug/Kg	☼	07/12/11 10:53	07/31/11 18:05	5
Benzo[b]fluoranthene	17	U	34	17	ug/Kg	☼	07/12/11 10:53	07/31/11 18:05	5
Benzo[g,h,i]perylene	17	U	34	17	ug/Kg	☼	07/12/11 10:53	07/31/11 18:05	5
Benzo[k]fluoranthene	17	U	34	17	ug/Kg	☼	07/12/11 10:53	07/31/11 18:05	5
Chrysene	17	U	34	5.6	ug/Kg	☼	07/12/11 10:53	07/31/11 18:05	5
Dibenz(a,h)anthracene	17	U J	34	17	ug/Kg	☼	07/12/11 10:53	07/31/11 18:05	5
Fluoranthene	17	U	34	17	ug/Kg	☼	07/12/11 10:53	07/31/11 18:05	5
Fluorene	17	U	34	17	ug/Kg	☼	07/12/11 10:53	07/31/11 18:05	5
Indeno[1,2,3-cd]pyrene	17	U	34	17	ug/Kg	☼	07/12/11 10:53	07/31/11 18:05	5
Naphthalene	17	U	34	17	ug/Kg	☼	07/12/11 10:53	07/31/11 18:05	5
Pyrene	17	U	34	17	ug/Kg	☼	07/12/11 10:53	07/31/11 18:05	5
Phenanthrene	17	U	34	17	ug/Kg	☼	07/12/11 10:53	07/31/11 18:05	5

Surrogate	*% Recovery*	*Qualifier*	*Limits*	*Prepared*	*Analyzed*	*Dil Fac*
2-Fluorobiphenyl (Surr)	*59*		*45 - 105*	*07/12/11 10:53*	*07/31/11 18:05*	*5*
2-Fluorophenol (Surr)	*65*		*35 - 105*	*07/12/11 10:53*	*07/31/11 18:05*	*5*
Nitrobenzene-d5 (Surr)	*57*		*35 - 100*	*07/12/11 10:53*	*07/31/11 18:05*	*5*
Terphenyl-d14 (Surr)	*75*		*30 - 125*	*07/12/11 10:53*	*07/31/11 18:05*	*5*
2,4,6-Tribromophenol (Surr)	*59*		*35 - 125*	*07/12/11 10:53*	*07/31/11 18:05*	*5*
Phenol-d5 (Surr)	*69*		*40 - 100*	*07/12/11 10:53*	*07/31/11 18:05*	*5*

Method: 8082/DOD - Polychlorinated Biphenyls (PCBs) by Gas Chromatography

Analyte	Result	Qualifier	LOQ	DL	Unit	D	Prepared	Analyzed	Dil Fac
Aroclor 1016	25	U	66	21	ug/Kg	☼	07/12/11 09:19	07/23/11 20:21	1
Aroclor 1016	25	U	66	21	ug/Kg	☼	07/12/11 09:19	07/23/11 20:21	1
Aroclor 1221	25	U	51	16	ug/Kg	☼	07/12/11 09:19	07/23/11 20:21	1
Aroclor 1221	25	U	51	16	ug/Kg	☼	07/12/11 09:19	07/23/11 20:21	1
Aroclor 1232	25	U	46	14	ug/Kg	☼	07/12/11 09:19	07/23/11 20:21	1
Aroclor 1232	25	U	46	14	ug/Kg	☼	07/12/11 09:19	07/23/11 20:21	1
Aroclor 1242	25	U	41	13	ug/Kg	☼	07/12/11 09:19	07/23/11 20:21	1
Aroclor 1242	25	U	41	13	ug/Kg	☼	07/12/11 09:19	07/23/11 20:21	1
Aroclor 1248	25	U	56	17	ug/Kg	☼	07/12/11 09:19	07/23/11 20:21	1
Aroclor 1248	25	U	56	17	ug/Kg	☼	07/12/11 09:19	07/23/11 20:21	1
Aroclor 1254	**220**		56	17	ug/Kg	☼	07/12/11 09:19	07/23/11 20:21	1
Aroclor 1254	**240**		56	17	ug/Kg	☼	07/12/11 09:19	07/23/11 20:21	1
Aroclor 1260	25	U	56	17	ug/Kg	☼	07/12/11 09:19	07/23/11 20:21	1
Aroclor 1260	25	U	56	17	ug/Kg	☼	07/12/11 09:19	07/23/11 20:21	1

Surrogate	*% Recovery*	*Qualifier*	*Limits*	*Prepared*	*Analyzed*	*Dil Fac*
Tetrachloro-m-xylene	*71*		*40 - 140*	*07/12/11 09:19*	*07/23/11 20:21*	*1*
Tetrachloro-m-xylene	*71*		*40 - 140*	*07/12/11 09:19*	*07/23/11 20:21*	*1*
DCB Decachlorobiphenyl	*84*		*60 - 125*	*07/12/11 09:19*	*07/23/11 20:21*	*1*
DCB Decachlorobiphenyl	*85*		*60 - 125*	*07/12/11 09:19*	*07/23/11 20:21*	*1*

Client Sample Results

Client: Prudent Technologies, Inc
Project/Site: RVAAP

TestAmerica Job ID: 240-1650-1

Client Sample ID: LL2SB-513M-0103-SO

Date Collected: 07/01/11 13:18
Date Received: 07/01/11 15:00

Lab Sample ID: 240-1650-9

Matrix: Solid
Percent Solids: 98.0

Method: 8270C/DoD - Semivolatile Organic Compounds (GC/MS)

Analyte	Result	Qualifier	LOQ	DL	Unit	D	Prepared	Analyzed	Dil Fac
Acenaphthene	34	U	68	34	ug/Kg	☼	07/12/11 10:53	07/31/11 17:46	10
Acenaphthylene	34	U	68	34	ug/Kg	☼	07/12/11 10:53	07/31/11 17:46	10
Anthracene	34	U	68	34	ug/Kg	☼	07/12/11 10:53	07/31/11 17:46	10
Benzo[a]anthracene	34	U	68	34	ug/Kg	☼	07/12/11 10:53	07/31/11 17:46	10
Benzo[a]pyrene	34	U	68	34	ug/Kg	☼	07/12/11 10:53	07/31/11 17:46	10
Benzo[b]fluoranthene	34	U	68	34	ug/Kg	☼	07/12/11 10:53	07/31/11 17:46	10
Benzo[g,h,i]perylene	34	U	68	34	ug/Kg	☼	07/12/11 10:53	07/31/11 17:46	10
Benzo[k]fluoranthene	34	U	68	34	ug/Kg	☼	07/12/11 10:53	07/31/11 17:46	10
Chrysene	34	U	68	11	ug/Kg	☼	07/12/11 10:53	07/31/11 17:46	10
Dibenz(a,h)anthracene	34	U	68	34	ug/Kg	☼	07/12/11 10:53	07/31/11 17:46	10
Fluoranthene	34	U	68	34	ug/Kg	☼	07/12/11 10:53	07/31/11 17:46	10
Fluorene	34	U	68	34	ug/Kg	☼	07/12/11 10:53	07/31/11 17:46	10
Indeno[1,2,3-cd]pyrene	34	U	68	34	ug/Kg	☼	07/12/11 10:53	07/31/11 17:46	10
Naphthalene	34	U	68	34	ug/Kg	☼	07/12/11 10:53	07/31/11 17:46	10
Pyrene	34	U	68	34	ug/Kg	☼	07/12/11 10:53	07/31/11 17:46	10
Phenanthrene	34	U	68	34	ug/Kg	☼	07/12/11 10:53	07/31/11 17:46	10

Surrogate	*% Recovery*	*Qualifier*	*Limits*	*Prepared*	*Analyzed*	*Dil Fac*
2-Fluorobiphenyl (Surr)	*59*		*45 - 105*	*07/12/11 10:53*	*07/31/11 17:46*	*10*
2-Fluorophenol (Surr)	*66*		*35 - 105*	*07/12/11 10:53*	*07/31/11 17:46*	*10*
Nitrobenzene-d5 (Surr)	*62*		*35 - 100*	*07/12/11 10:53*	*07/31/11 17:46*	*10*
Terphenyl-d14 (Surr)	*79*		*30 - 125*	*07/12/11 10:53*	*07/31/11 17:46*	*10*
2,4,6-Tribromophenol (Surr)	*60*		*35 - 125*	*07/12/11 10:53*	*07/31/11 17:46*	*10*
Phenol-d5 (Surr)	*76*		*40 - 100*	*07/12/11 10:53*	*07/31/11 17:46*	*10*

Method: 8082/DOD - Polychlorinated Biphenyls (PCBs) by Gas Chromatography

Analyte	Result	Qualifier	LOQ	DL	Unit	D	Prepared	Analyzed	Dil Fac
Aroclor 1016	25	U	66	21	ug/Kg	☼	07/12/11 09:19	07/23/11 20:35	1
Aroclor 1016	25	U	66	21	ug/Kg	☼	07/12/11 09:19	07/23/11 20:35	1
Aroclor 1221	25	U	51	16	ug/Kg	☼	07/12/11 09:19	07/23/11 20:35	1
Aroclor 1221	25	U	51	16	ug/Kg	☼	07/12/11 09:19	07/23/11 20:35	1
Aroclor 1232	25	U	46	14	ug/Kg	☼	07/12/11 09:19	07/23/11 20:35	1
Aroclor 1232	25	U	46	14	ug/Kg	☼	07/12/11 09:19	07/23/11 20:35	1
Aroclor 1242	25	U	41	13	ug/Kg	☼	07/12/11 09:19	07/23/11 20:35	1
Aroclor 1242	25	U	41	13	ug/Kg	☼	07/12/11 09:19	07/23/11 20:35	1
Aroclor 1248	25	U	56	17	ug/Kg	☼	07/12/11 09:19	07/23/11 20:35	1
Aroclor 1248	25	U	56	17	ug/Kg	☼	07/12/11 09:19	07/23/11 20:35	1
Aroclor 1254	**52**	**J**	56	17	ug/Kg	☼	07/12/11 09:19	07/23/11 20:35	1
Aroclor 1254	**35**	**J**	56	17	ug/Kg	☼	07/12/11 09:19	07/23/11 20:35	1
Aroclor 1260	25	U	56	17	ug/Kg	☼	07/12/11 09:19	07/23/11 20:35	1
Aroclor 1260	25	U	56	17	ug/Kg	☼	07/12/11 09:19	07/23/11 20:35	1

Surrogate	*% Recovery*	*Qualifier*	*Limits*	*Prepared*	*Analyzed*	*Dil Fac*
Tetrachloro-m-xylene	*72*		*40 - 140*	*07/12/11 09:19*	*07/23/11 20:35*	*1*
Tetrachloro-m-xylene	*75*		*40 - 140*	*07/12/11 09:19*	*07/23/11 20:35*	*1*
DCB Decachlorobiphenyl	*74*		*60 - 125*	*07/12/11 09:19*	*07/23/11 20:35*	*1*
DCB Decachlorobiphenyl	*80*		*60 - 125*	*07/12/11 09:19*	*07/23/11 20:35*	*1*

Surrogate Summary

Client: Prudent Technologies, Inc
Project/Site: RVAAP

TestAmerica Job ID: 240-1650-1

Method: 8270C/DoD - Semivolatile Organic Compounds (GC/MS)

Matrix: Solid **Prep Type: Total/NA**

		Percent Surrogate Recovery (Acceptance Limits)					
		FBP	2FP	NBZ	TPH	TBP	PHL
Lab Sample ID	Client Sample ID	(45-105)	(35-105)	(35-100)	(30-125)	(35-125)	(40-100)
240-1650-7	LL2SB-513M-0101-SO	61	70	56	77	62	75
240-1650-8	LL2SB-513M-0102-SO	59	65	57	75	59	69
240-1650-8 MS	LL2SB-513M-0102-SO	72	88	73	87	74	85
240-1650-8 MSD	LL2SB-513M-0102-SO	71	83	71	90	72	90
240-1650-9	LL2SB-513M-0103-SO	59	66	62	79	60	76
LCS 240-8076/15-A	Lab Control Sample	55	72	55	76	53	77
MB 240-8076/14-A	Method Blank	46	59	46	78	42	60

Surrogate Legend

FBP = 2-Fluorobiphenyl (Surr)
2FP = 2-Fluorophenol (Surr)
NBZ = Nitrobenzene-d5 (Surr)
TPH = Terphenyl-d14 (Surr)
TBP = 2,4,6-Tribromophenol (Surr)
PHL = Phenol-d5 (Surr)

Method: 8082/DOD - Polychlorinated Biphenyls (PCBs) by Gas Chromatography

Matrix: Solid **Prep Type: Total/NA**

		Percent Surrogate Recovery (Acceptance Limits)			
		TCX1	TCX2	DCB1	DCB2
Lab Sample ID	Client Sample ID	(40-140)	(40-140)	(60-125)	(60-125)
240-1650-1	LL2SB-514M-0101-SO	82	75	87	85
240-1650-2	LL2SB-514M-0102-SO	77	71	89	79
240-1650-3	LL2SB-514M-0103-SO	78	73	82	72
240-1650-4	LL2SB-515M-0101-SO	95	89	90	95
240-1650-5	LL2SB-515M-0102-SO	76	82	168 Q	176 Q
240-1650-6	LL2SB-515M-0103-SO	68	74	67	79
240-1650-7	LL2SB-513M-0101-SO	76	84	114	82
240-1650-8	LL2SB-513M-0102-SO	71	71	84	85
240-1650-9	LL2SB-513M-0103-SO	72	75	74	80
240-1650-9 MS	LL2SB-513M-0103-SO	78	75	77	81
240-1650-9 MSD	LL2SB-513M-0103-SO	75	72	77	81
LCS 240-8031/20-A	Lab Control Sample	93	88	101	110
MB 240-8031/19-A	Method Blank	82	81	91	102

Surrogate Legend

TCX = Tetrachloro-m-xylene
DCB = DCB Decachlorobiphenyl

Method: 8270C/DoD - Semivolatile Organic Compounds (GC/MS)

Lab Sample ID: MB 240-8076/14-A
Matrix: Solid
Analysis Batch: 10353

Client Sample ID: Method Blank
Prep Type: Total/NA
Prep Batch: 8076

Analyte	MB Result	MB Qualifier	LOQ	DL	Unit	D	Prepared	Analyzed	Dil Fac
Acenaphthene	3.3	U	6.7	3.3	ug/Kg		07/12/11 10:53	07/31/11 11:30	1
Acenaphthylene	3.3	U	6.7	3.3	ug/Kg		07/12/11 10:53	07/31/11 11:30	1
Anthracene	3.3	U	6.7	3.3	ug/Kg		07/12/11 10:53	07/31/11 11:30	1
Benzo[a]anthracene	3.3	U	6.7	3.3	ug/Kg		07/12/11 10:53	07/31/11 11:30	1
Benzo[a]pyrene	3.3	U	6.7	3.3	ug/Kg		07/12/11 10:53	07/31/11 11:30	1
Benzo[b]fluoranthene	3.3	U	6.7	3.3	ug/Kg		07/12/11 10:53	07/31/11 11:30	1
Benzo[g,h,i]perylene	3.3	U	6.7	3.3	ug/Kg		07/12/11 10:53	07/31/11 11:30	1
Benzo[k]fluoranthene	3.3	U	6.7	3.3	ug/Kg		07/12/11 10:53	07/31/11 11:30	1
Chrysene	3.3	U	6.7	1.1	ug/Kg		07/12/11 10:53	07/31/11 11:30	1
Dibenz(a,h)anthracene	3.3	U	6.7	3.3	ug/Kg		07/12/11 10:53	07/31/11 11:30	1
Fluoranthene	3.3	U	6.7	3.3	ug/Kg		07/12/11 10:53	07/31/11 11:30	1
Fluorene	3.3	U	6.7	3.3	ug/Kg		07/12/11 10:53	07/31/11 11:30	1
Indeno[1,2,3-cd]pyrene	3.3	U	6.7	3.3	ug/Kg		07/12/11 10:53	07/31/11 11:30	1
Naphthalene	3.3	U	6.7	3.3	ug/Kg		07/12/11 10:53	07/31/11 11:30	1
Pyrene	3.3	U	6.7	3.3	ug/Kg		07/12/11 10:53	07/31/11 11:30	1
Phenanthrene	3.3	U	6.7	3.3	ug/Kg		07/12/11 10:53	07/31/11 11:30	1

Surrogate	*MB % Recovery*	*MB Qualifier*	*Limits*	*Prepared*	*Analyzed*	*Dil Fac*
2-Fluorobiphenyl (Surr)	*46*		*45 - 105*	*07/12/11 10:53*	*07/31/11 11:30*	*1*
2-Fluorophenol (Surr)	*59*		*35 - 105*	*07/12/11 10:53*	*07/31/11 11:30*	*1*
Nitrobenzene-d5 (Surr)	*46*		*35 - 100*	*07/12/11 10:53*	*07/31/11 11:30*	*1*
Terphenyl-d14 (Surr)	*78*		*30 - 125*	*07/12/11 10:53*	*07/31/11 11:30*	*1*
2,4,6-Tribromophenol (Surr)	*42*		*35 - 125*	*07/12/11 10:53*	*07/31/11 11:30*	*1*
Phenol-d5 (Surr)	*60*		*40 - 100*	*07/12/11 10:53*	*07/31/11 11:30*	*1*

Lab Sample ID: LCS 240-8076/15-A
Matrix: Solid
Analysis Batch: 10353

Client Sample ID: Lab Control Sample
Prep Type: Total/NA
Prep Batch: 8076

Analyte	Spike Added	LCS Result	LCS Qualifier	Unit	D	% Rec	% Rec. Limits
Acenaphthene	667	388		ug/Kg		58	45 - 110
Acenaphthylene	667	403		ug/Kg		60	45 - 105
Anthracene	667	441		ug/Kg		66	55 - 105
Benzo[a]anthracene	667	435		ug/Kg		65	50 - 110
Benzo[a]pyrene	667	419		ug/Kg		63	50 - 110
Benzo[b]fluoranthene	667	406		ug/Kg		61	45 - 115
Benzo[g,h,i]perylene	667	497		ug/Kg		74	40 - 125
Benzo[k]fluoranthene	667	507		ug/Kg		76	45 - 125
Chrysene	667	447		ug/Kg		67	55 - 110
Dibenz(a,h)anthracene	667	493		ug/Kg		74	40 - 125
Fluoranthene	667	468		ug/Kg		70	55 - 115
Fluorene	667	404		ug/Kg		61	50 - 110
Indeno[1,2,3-cd]pyrene	667	498		ug/Kg		75	40 - 120
Naphthalene	667	373		ug/Kg		56	40 - 105
Pyrene	667	447		ug/Kg		67	45 - 125
Phenanthrene	667	434		ug/Kg		65	50 - 110

Surrogate	*LCS % Recovery*	*LCS Qualifier*	*Limits*
2-Fluorobiphenyl (Surr)	*55*		*45 - 105*

Method: 8270C/DoD - Semivolatile Organic Compounds (GC/MS) (Continued)

Lab Sample ID: LCS 240-8076/15-A
Matrix: Solid
Analysis Batch: 10353

Client Sample ID: Lab Control Sample
Prep Type: Total/NA
Prep Batch: 8076

Surrogate	LCS % Recovery	LCS Qualifier	Limits
2-Fluorophenol (Surr)	72		35 - 105
Nitrobenzene-d5 (Surr)	55		35 - 100
Terphenyl-d14 (Surr)	76		30 - 125
2,4,6-Tribromophenol (Surr)	53		35 - 125
Phenol-d5 (Surr)	77		40 - 100

Lab Sample ID: 240-1650-8 MS
Matrix: Solid
Analysis Batch: 10353

Client Sample ID: LL2SB-513M-0102-SO
Prep Type: Total/NA
Prep Batch: 8076

Analyte	Sample Result	Sample Qualifier	Spike Added	MS Result	MS Qualifier	Unit	D	% Rec	% Rec. Limits
Acenaphthene	17	U	681	528	D	ug/Kg	☼	77	45 - 110
Acenaphthylene	17	U	681	504	D	ug/Kg	☼	74	45 - 105
Anthracene	17	U	681	521	D	ug/Kg	☼	76	55 - 105
Benzo[a]anthracene	17	U	681	484	D	ug/Kg	☼	71	50 - 110
Benzo[a]pyrene	17	U	681	439	D	ug/Kg	☼	64	50 - 110
Benzo[b]fluoranthene	17	U	681	463	D	ug/Kg	☼	68	45 - 115
Benzo[g,h,i]perylene	17	U	681	562	D	ug/Kg	☼	82	40 - 125
Benzo[k]fluoranthene	17	U	681	586	D	ug/Kg	☼	86	45 - 125
Chrysene	17	U	681	535	D	ug/Kg	☼	78	55 - 110
Dibenz(a,h)anthracene	17	U J	681	65.4	D J	ug/Kg	☼	10	40 - 125
Fluoranthene	17	U	681	569	D	ug/Kg	☼	83	55 - 115
Fluorene	17	U	681	565	D	ug/Kg	☼	83	50 - 110
Indeno[1,2,3-cd]pyrene	17	U	681	416	D	ug/Kg	☼	61	40 - 120
Naphthalene	17	U	681	507	D	ug/Kg	☼	74	40 - 105
Pyrene	17	U	681	552	D	ug/Kg	☼	81	45 - 125
Phenanthrene	17	U	681	559	D	ug/Kg	☼	82	50 - 110

Surrogate	MS % Recovery	MS Qualifier	Limits
2-Fluorobiphenyl (Surr)	72		45 - 105
2-Fluorophenol (Surr)	88		35 - 105
Nitrobenzene-d5 (Surr)	73		35 - 100
Terphenyl-d14 (Surr)	87		30 - 125
2,4,6-Tribromophenol (Surr)	74		35 - 125
Phenol-d5 (Surr)	85		40 - 100

Lab Sample ID: 240-1650-8 MSD
Matrix: Solid
Analysis Batch: 10353

Client Sample ID: LL2SB-513M-0102-SO
Prep Type: Total/NA
Prep Batch: 8076

Analyte	Sample Result	Sample Qualifier	Spike Added	MSD Result	MSD Qualifier	Unit	D	% Rec	% Rec. Limits	RPD	RPD Limit
Acenaphthene	17	U	681	555	D	ug/Kg	☼	81	45 - 110	5	30
Acenaphthylene	17	U	681	528	D	ug/Kg	☼	77	45 - 105	5	30
Anthracene	17	U	681	545	D	ug/Kg	☼	80	55 - 105	4	30
Benzo[a]anthracene	17	U	681	500	D	ug/Kg	☼	73	50 - 110	3	30
Benzo[a]pyrene	17	U	681	480	D	ug/Kg	☼	70	50 - 110	9	30
Benzo[b]fluoranthene	17	U	681	524	D	ug/Kg	☼	77	45 - 115	12	30
Benzo[g,h,i]perylene	17	U	681	569	D	ug/Kg	☼	83	40 - 125	1	30
Benzo[k]fluoranthene	17	U	681	565	D	ug/Kg	☼	83	45 - 125	4	30

Method: 8270C/DoD - Semivolatile Organic Compounds (GC/MS) (Continued)

Lab Sample ID: 240-1650-8 MSD — **Client Sample ID: LL2SB-513M-0102-SO**
Matrix: Solid — **Prep Type: Total/NA**
Analysis Batch: 10353 — **Prep Batch: 8076**

Analyte	Sample Result	Sample Qualifier	Spike Added	MSD Result	MSD Qualifier	Unit	D	% Rec	% Rec. Limits	RPD	RPD Limit
Chrysene	17	U	681	548	D	ug/Kg	☼	80	55 - 110	2	30
Dibenz(a,h)anthracene	17	U J	681	160	D J	ug/Kg	☼	23	40 - 125	84	30
Fluoranthene	17	U	681	603	D	ug/Kg	☼	88	55 - 115	6	30
Fluorene	17	U	681	555	D	ug/Kg	☼	81	50 - 110	2	30
Indeno[1,2,3-cd]pyrene	17	U	681	473	D	ug/Kg	☼	69	40 - 120	13	30
Naphthalene	17	U	681	511	D	ug/Kg	☼	75	40 - 105	1	30
Pyrene	17	U	681	558	D	ug/Kg	☼	82	45 - 125	1	30
Phenanthrene	17	U	681	548	D	ug/Kg	☼	80	50 - 110	2	30

Surrogate	*MSD % Recovery*	*MSD Qualifier*	*Limits*
2-Fluorobiphenyl (Surr)	*71*		*45 - 105*
2-Fluorophenol (Surr)	*83*		*35 - 105*
Nitrobenzene-d5 (Surr)	*71*		*35 - 100*
Terphenyl-d14 (Surr)	*90*		*30 - 125*
2,4,6-Tribromophenol (Surr)	*72*		*35 - 125*
Phenol-d5 (Surr)	*90*		*40 - 100*

Method: 8082/DOD - Polychlorinated Biphenyls (PCBs) by Gas Chromatography

Lab Sample ID: MB 240-8031/19-A — **Client Sample ID: Method Blank**
Matrix: Solid — **Prep Type: Total/NA**
Analysis Batch: 9463 — **Prep Batch: 8031**

Analyte	MB Result	MB Qualifier	LOQ	DL	Unit	D	Prepared	Analyzed	Dil Fac
Aroclor 1016	25	U	65	21	ug/Kg		07/12/11 09:19	07/23/11 21:19	1
Aroclor 1016	25	U	65	21	ug/Kg		07/12/11 09:19	07/23/11 21:19	1
Aroclor 1221	25	U	50	16	ug/Kg		07/12/11 09:19	07/23/11 21:19	1
Aroclor 1221	25	U	50	16	ug/Kg		07/12/11 09:19	07/23/11 21:19	1
Aroclor 1232	25	U	45	14	ug/Kg		07/12/11 09:19	07/23/11 21:19	1
Aroclor 1232	25	U	45	14	ug/Kg		07/12/11 09:19	07/23/11 21:19	1
Aroclor 1242	25	U	40	13	ug/Kg		07/12/11 09:19	07/23/11 21:19	1
Aroclor 1242	25	U	40	13	ug/Kg		07/12/11 09:19	07/23/11 21:19	1
Aroclor 1248	25	U	55	17	ug/Kg		07/12/11 09:19	07/23/11 21:19	1
Aroclor 1248	25	U	55	17	ug/Kg		07/12/11 09:19	07/23/11 21:19	1
Aroclor 1254	25	U	55	17	ug/Kg		07/12/11 09:19	07/23/11 21:19	1
Aroclor 1254	25	U	55	17	ug/Kg		07/12/11 09:19	07/23/11 21:19	1
Aroclor 1260	25	U	55	17	ug/Kg		07/12/11 09:19	07/23/11 21:19	1
Aroclor 1260	25	U	55	17	ug/Kg		07/12/11 09:19	07/23/11 21:19	1

Surrogate	*MB % Recovery*	*MB Qualifier*	*Limits*	*Prepared*	*Analyzed*	*Dil Fac*
Tetrachloro-m-xylene	*82*		*40 - 140*	*07/12/11 09:19*	*07/23/11 21:19*	*1*
Tetrachloro-m-xylene	*81*		*40 - 140*	*07/12/11 09:19*	*07/23/11 21:19*	*1*
DCB Decachlorobiphenyl	*91*		*60 - 125*	*07/12/11 09:19*	*07/23/11 21:19*	*1*
DCB Decachlorobiphenyl	*102*		*60 - 125*	*07/12/11 09:19*	*07/23/11 21:19*	*1*

Method: 8082/DOD - Polychlorinated Biphenyls (PCBs) by Gas Chromatography (Continued)

Lab Sample ID: LCS 240-8031/20-A — **Client Sample ID: Lab Control Sample**
Matrix: Solid — **Prep Type: Total/NA**
Analysis Batch: 9463 — **Prep Batch: 8031**

Analyte	Spike Added	LCS Result	LCS Qualifier	Unit	D	% Rec	% Rec. Limits
Aroclor 1016	333	305		ug/Kg		91	40 - 140
Aroclor 1016	333	315		ug/Kg		94	40 - 140
Aroclor 1260	333	318		ug/Kg		95	60 - 130
Aroclor 1260	333	326		ug/Kg		98	60 - 130

Surrogate	*LCS % Recovery*	*LCS Qualifier*	*Limits*
Tetrachloro-m-xylene	*93*		*40 - 140*
Tetrachloro-m-xylene	*88*		*40 - 140*
DCB Decachlorobiphenyl	*101*		*60 - 125*
DCB Decachlorobiphenyl	*110*		*60 - 125*

Lab Sample ID: 240-1650-9 MS — **Client Sample ID: LL2SB-513M-0103-SO**
Matrix: Solid — **Prep Type: Total/NA**
Analysis Batch: 9463 — **Prep Batch: 8031**

Analyte	Sample Result	Sample Qualifier	Spike Added	MS Result	MS Qualifier	Unit	D	% Rec	% Rec. Limits
Aroclor 1016	25	U	338	294		ug/Kg	☼	87	40 - 140
Aroclor 1016	25	U	338	275		ug/Kg	☼	81	40 - 140
Aroclor 1260	25	U	338	268		ug/Kg	☼	79	60 - 130
Aroclor 1260	25	U	338	272		ug/Kg	☼	80	60 - 130

Surrogate	*MS % Recovery*	*MS Qualifier*	*Limits*
Tetrachloro-m-xylene	*78*		*40 - 140*
Tetrachloro-m-xylene	*75*		*40 - 140*
DCB Decachlorobiphenyl	*77*		*60 - 125*
DCB Decachlorobiphenyl	*81*		*60 - 125*

Lab Sample ID: 240-1650-9 MSD — **Client Sample ID: LL2SB-513M-0103-SO**
Matrix: Solid — **Prep Type: Total/NA**
Analysis Batch: 9463 — **Prep Batch: 8031**

Analyte	Sample Result	Sample Qualifier	Spike Added	MSD Result	MSD Qualifier	Unit	D	% Rec	% Rec. Limits	RPD	RPD Limit
Aroclor 1016	25	U	340	286		ug/Kg	☼	84	40 - 140	3	30
Aroclor 1016	25	U	340	270		ug/Kg	☼	79	40 - 140	2	30
Aroclor 1260	25	U	340	277		ug/Kg	☼	82	60 - 130	4	30
Aroclor 1260	25	U	340	287		ug/Kg	☼	84	60 - 130	6	30

Surrogate	*MSD % Recovery*	*MSD Qualifier*	*Limits*
Tetrachloro-m-xylene	*75*		*40 - 140*
Tetrachloro-m-xylene	*72*		*40 - 140*
DCB Decachlorobiphenyl	*77*		*60 - 125*
DCB Decachlorobiphenyl	*81*		*60 - 125*

QC Association Summary

Client: Prudent Technologies, Inc
Project/Site: RVAAP

TestAmerica Job ID: 240-1650-1

GC/MS Semi VOA

Leach Batch: 7731

Lab Sample ID	Client Sample ID	Prep Type	Matrix	Method	Prep Batch
240-1650-7	LL2SB-513M-0101-SO	Total/NA	Solid	Increm, Prep	
240-1650-8	LL2SB-513M-0102-SO	Total/NA	Solid	Increm, Prep	
240-1650-8 MS	LL2SB-513M-0102-SO	Total/NA	Solid	Increm, Prep	
240-1650-8 MSD	LL2SB-513M-0102-SO	Total/NA	Solid	Increm, Prep	
240-1650-9	LL2SB-513M-0103-SO	Total/NA	Solid	Increm, Prep	

Prep Batch: 8076

Lab Sample ID	Client Sample ID	Prep Type	Matrix	Method	Prep Batch
240-1650-7	LL2SB-513M-0101-SO	Total/NA	Solid	3540C	7731
240-1650-8	LL2SB-513M-0102-SO	Total/NA	Solid	3540C	7731
240-1650-8 MS	LL2SB-513M-0102-SO	Total/NA	Solid	3540C	7731
240-1650-8 MSD	LL2SB-513M-0102-SO	Total/NA	Solid	3540C	7731
240-1650-9	LL2SB-513M-0103-SO	Total/NA	Solid	3540C	7731
MB 240-8076/14-A	Method Blank	Total/NA	Solid	3540C	
LCS 240-8076/15-A	Lab Control Sample	Total/NA	Solid	3540C	

Analysis Batch: 10353

Lab Sample ID	Client Sample ID	Prep Type	Matrix	Method	Prep Batch
MB 240-8076/14-A	Method Blank	Total/NA	Solid	8270C/DoD	8076
LCS 240-8076/15-A	Lab Control Sample	Total/NA	Solid	8270C/DoD	8076
240-1650-7	LL2SB-513M-0101-SO	Total/NA	Solid	8270C/DoD	8076
240-1650-9	LL2SB-513M-0103-SO	Total/NA	Solid	8270C/DoD	8076
240-1650-8	LL2SB-513M-0102-SO	Total/NA	Solid	8270C/DoD	8076
240-1650-8 MS	LL2SB-513M-0102-SO	Total/NA	Solid	8270C/DoD	8076
240-1650-8 MSD	LL2SB-513M-0102-SO	Total/NA	Solid	8270C/DoD	8076

GC Semi VOA

Leach Batch: 7731

Lab Sample ID	Client Sample ID	Prep Type	Matrix	Method	Prep Batch
240-1650-1	LL2SB-514M-0101-SO	Total/NA	Solid	Increm, Prep	
240-1650-2	LL2SB-514M-0102-SO	Total/NA	Solid	Increm, Prep	
240-1650-3	LL2SB-514M-0103-SO	Total/NA	Solid	Increm, Prep	
240-1650-4	LL2SB-515M-0101-SO	Total/NA	Solid	Increm, Prep	
240-1650-5	LL2SB-515M-0102-SO	Total/NA	Solid	Increm, Prep	
240-1650-6	LL2SB-515M-0103-SO	Total/NA	Solid	Increm, Prep	
240-1650-7	LL2SB-513M-0101-SO	Total/NA	Solid	Increm, Prep	
240-1650-8	LL2SB-513M-0102-SO	Total/NA	Solid	Increm, Prep	
240-1650-9	LL2SB-513M-0103-SO	Total/NA	Solid	Increm, Prep	
240-1650-9 MS	LL2SB-513M-0103-SO	Total/NA	Solid	Increm, Prep	
240-1650-9 MSD	LL2SB-513M-0103-SO	Total/NA	Solid	Increm, Prep	

Prep Batch: 8031

Lab Sample ID	Client Sample ID	Prep Type	Matrix	Method	Prep Batch
240-1650-1	LL2SB-514M-0101-SO	Total/NA	Solid	3540C	7731
240-1650-2	LL2SB-514M-0102-SO	Total/NA	Solid	3540C	7731
240-1650-3	LL2SB-514M-0103-SO	Total/NA	Solid	3540C	7731
240-1650-4	LL2SB-515M-0101-SO	Total/NA	Solid	3540C	7731
240-1650-5	LL2SB-515M-0102-SO	Total/NA	Solid	3540C	7731
240-1650-6	LL2SB-515M-0103-SO	Total/NA	Solid	3540C	7731
240-1650-7	LL2SB-513M-0101-SO	Total/NA	Solid	3540C	7731
240-1650-8	LL2SB-513M-0102-SO	Total/NA	Solid	3540C	7731

GC Semi VOA (Continued)

Prep Batch: 8031 (Continued)

Lab Sample ID	Client Sample ID	Prep Type	Matrix	Method	Prep Batch
240-1650-9	LL2SB-513M-0103-SO	Total/NA	Solid	3540C	7731
240-1650-9 MS	LL2SB-513M-0103-SO	Total/NA	Solid	3540C	7731
240-1650-9 MSD	LL2SB-513M-0103-SO	Total/NA	Solid	3540C	7731
MB 240-8031/19-A	Method Blank	Total/NA	Solid	3540C	
LCS 240-8031/20-A	Lab Control Sample	Total/NA	Solid	3540C	

Analysis Batch: 8466

Lab Sample ID	Client Sample ID	Prep Type	Matrix	Method	Prep Batch
240-1650-1	LL2SB-514M-0101-SO	Total/NA	Solid	8082/DOD	8031
240-1650-2	LL2SB-514M-0102-SO	Total/NA	Solid	8082/DOD	8031
240-1650-3	LL2SB-514M-0103-SO	Total/NA	Solid	8082/DOD	8031
240-1650-4	LL2SB-515M-0101-SO	Total/NA	Solid	8082/DOD	8031
240-1650-7	LL2SB-513M-0101-SO	Total/NA	Solid	8082/DOD	8031

Analysis Batch: 9102

Lab Sample ID	Client Sample ID	Prep Type	Matrix	Method	Prep Batch
240-1650-5	LL2SB-515M-0102-SO	Total/NA	Solid	8082/DOD	8031

Analysis Batch: 9463

Lab Sample ID	Client Sample ID	Prep Type	Matrix	Method	Prep Batch
240-1650-6	LL2SB-515M-0103-SO	Total/NA	Solid	8082/DOD	8031
240-1650-8	LL2SB-513M-0102-SO	Total/NA	Solid	8082/DOD	8031
240-1650-9	LL2SB-513M-0103-SO	Total/NA	Solid	8082/DOD	8031
240-1650-9 MS	LL2SB-513M-0103-SO	Total/NA	Solid	8082/DOD	8031
240-1650-9 MSD	LL2SB-513M-0103-SO	Total/NA	Solid	8082/DOD	8031
MB 240-8031/19-A	Method Blank	Total/NA	Solid	8082/DOD	8031
LCS 240-8031/20-A	Lab Control Sample	Total/NA	Solid	8082/DOD	8031

General Chemistry

Analysis Batch: 7950

Lab Sample ID	Client Sample ID	Prep Type	Matrix	Method	Prep Batch
240-1650-1 DU	LL2SB-514M-0101-SO	Total/NA	Solid	Moisture	
240-1650-1	LL2SB-514M-0101-SO	Total/NA	Solid	Moisture	
240-1650-2	LL2SB-514M-0102-SO	Total/NA	Solid	Moisture	
240-1650-3	LL2SB-514M-0103-SO	Total/NA	Solid	Moisture	
240-1650-4	LL2SB-515M-0101-SO	Total/NA	Solid	Moisture	
240-1650-5	LL2SB-515M-0102-SO	Total/NA	Solid	Moisture	
240-1650-6	LL2SB-515M-0103-SO	Total/NA	Solid	Moisture	
240-1650-7	LL2SB-513M-0101-SO	Total/NA	Solid	Moisture	
240-1650-8	LL2SB-513M-0102-SO	Total/NA	Solid	Moisture	
240-1650-9 DU	LL2SB-513M-0103-SO	Total/NA	Solid	Moisture	
240-1650-9	LL2SB-513M-0103-SO	Total/NA	Solid	Moisture	

Lab Chronicle

Client: Prudent Technologies, Inc
Project/Site: RVAAP

TestAmerica Job ID: 240-1650-1

Client Sample ID: LL2SB-514M-0101-SO — Lab Sample ID: 240-1650-1

Date Collected: 07/01/11 09:45 — **Matrix: Solid**
Date Received: 07/01/11 15:00 — **Percent Solids: 98.3**

Prep Type	Batch Type	Batch Method	Run	Dilution Factor	Batch Number	Prepared Or Analyzed	Analyst	Lab
Total/NA	Leach	Increm, Prep			7731	07/08/11 13:34	DJ	TAL NC
Total/NA	Prep	3540C			8031	07/12/11 09:19	SM	TAL NC
Total/NA	Analysis	8082/DOD		1	8466	07/14/11 19:15	CR	TAL NC
Total/NA	Analysis	Moisture		1	7950	07/11/11 15:16	CN	TAL NC

Client Sample ID: LL2SB-514M-0102-SO — Lab Sample ID: 240-1650-2

Date Collected: 07/01/11 09:45 — **Matrix: Solid**
Date Received: 07/01/11 15:00 — **Percent Solids: 98.1**

Prep Type	Batch Type	Batch Method	Run	Dilution Factor	Batch Number	Prepared Or Analyzed	Analyst	Lab
Total/NA	Leach	Increm, Prep			7731	07/08/11 13:34	DJ	TAL NC
Total/NA	Prep	3540C			8031	07/12/11 09:19	SM	TAL NC
Total/NA	Analysis	8082/DOD		1	8466	07/14/11 19:44	CR	TAL NC
Total/NA	Analysis	Moisture		1	7950	07/11/11 15:16	CN	TAL NC

Client Sample ID: LL2SB-514M-0103-SO — Lab Sample ID: 240-1650-3

Date Collected: 07/01/11 09:45 — **Matrix: Solid**
Date Received: 07/01/11 15:00 — **Percent Solids: 98.4**

Prep Type	Batch Type	Batch Method	Run	Dilution Factor	Batch Number	Prepared Or Analyzed	Analyst	Lab
Total/NA	Leach	Increm, Prep			7731	07/08/11 13:34	DJ	TAL NC
Total/NA	Prep	3540C			8031	07/12/11 09:19	SM	TAL NC
Total/NA	Analysis	8082/DOD		1	8466	07/14/11 19:59	CR	TAL NC
Total/NA	Analysis	Moisture		1	7950	07/11/11 15:16	CN	TAL NC

Client Sample ID: LL2SB-515M-0101-SO — Lab Sample ID: 240-1650-4

Date Collected: 07/01/11 10:50 — **Matrix: Solid**
Date Received: 07/01/11 15:00 — **Percent Solids: 98.3**

Prep Type	Batch Type	Batch Method	Run	Dilution Factor	Batch Number	Prepared Or Analyzed	Analyst	Lab
Total/NA	Leach	Increm, Prep			7731	07/08/11 13:34	DJ	TAL NC
Total/NA	Prep	3540C			8031	07/12/11 09:19	SM	TAL NC
Total/NA	Analysis	8082/DOD		1	8466	07/14/11 20:13	CR	TAL NC
Total/NA	Analysis	Moisture		1	7950	07/11/11 15:16	CN	TAL NC

Client Sample ID: LL2SB-515M-0102-SO — Lab Sample ID: 240-1650-5

Date Collected: 07/01/11 10:50 — **Matrix: Solid**
Date Received: 07/01/11 15:00 — **Percent Solids: 98.4**

Prep Type	Batch Type	Batch Method	Run	Dilution Factor	Batch Number	Prepared Or Analyzed	Analyst	Lab
Total/NA	Leach	Increm, Prep			7731	07/08/11 13:34	DJ	TAL NC
Total/NA	Prep	3540C			8031	07/12/11 09:19	SM	TAL NC
Total/NA	Analysis	8082/DOD		2	9102	07/21/11 03:07	LH	TAL NC
Total/NA	Analysis	Moisture		1	7950	07/11/11 15:16	CN	TAL NC

Lab Chronicle

Client: Prudent Technologies, Inc
Project/Site: RVAAP

TestAmerica Job ID: 240-1650-1

Client Sample ID: LL2SB-515M-0103-SO — Lab Sample ID: 240-1650-6

Date Collected: 07/01/11 10:50 — **Matrix: Solid**
Date Received: 07/01/11 15:00 — **Percent Solids: 98.6**

Prep Type	Batch Type	Batch Method	Run	Dilution Factor	Batch Number	Prepared Or Analyzed	Analyst	Lab
Total/NA	Leach	Increm, Prep			7731	07/08/11 13:34	DJ	TAL NC
Total/NA	Prep	3540C			8031	07/12/11 09:19	SM	TAL NC
Total/NA	Analysis	8082/DOD		1	9463	07/23/11 20:06	LH	TAL NC
Total/NA	Analysis	Moisture		1	7950	07/11/11 15:16	CN	TAL NC

Client Sample ID: LL2SB-513M-0101-SO — Lab Sample ID: 240-1650-7

Date Collected: 07/01/11 13:18 — **Matrix: Solid**
Date Received: 07/01/11 15:00 — **Percent Solids: 97.9**

Prep Type	Batch Type	Batch Method	Run	Dilution Factor	Batch Number	Prepared Or Analyzed	Analyst	Lab
Total/NA	Leach	Increm, Prep			7731	07/08/11 13:34	DJ	TAL NC
Total/NA	Prep	3540C			8076	07/12/11 10:53	AK	TAL NC
Total/NA	Analysis	8270C/DoD		4	10353	07/31/11 17:28	MU	TAL NC
Total/NA	Leach	Increm, Prep			7731	07/08/11 13:34	DJ	TAL NC
Total/NA	Prep	3540C			8031	07/12/11 09:19	SM	TAL NC
Total/NA	Analysis	8082/DOD		1	8466	07/14/11 20:57	CR	TAL NC
Total/NA	Analysis	Moisture		1	7950	07/11/11 15:52	CN	TAL NC

Client Sample ID: LL2SB-513M-0102-SO — Lab Sample ID: 240-1650-8

Date Collected: 07/01/11 13:18 — **Matrix: Solid**
Date Received: 07/01/11 15:00 — **Percent Solids: 97.8**

Prep Type	Batch Type	Batch Method	Run	Dilution Factor	Batch Number	Prepared Or Analyzed	Analyst	Lab
Total/NA	Leach	Increm, Prep			7731	07/08/11 13:34	DJ	TAL NC
Total/NA	Prep	3540C			8076	07/12/11 10:53	AK	TAL NC
Total/NA	Analysis	8270C/DoD		5	10353	07/31/11 18:05	MU	TAL NC
Total/NA	Leach	Increm, Prep			7731	07/08/11 13:34	DJ	TAL NC
Total/NA	Prep	3540C			8031	07/12/11 09:19	SM	TAL NC
Total/NA	Analysis	8082/DOD		1	9463	07/23/11 20:21	LH	TAL NC
Total/NA	Analysis	Moisture		1	7950	07/11/11 15:52	CN	TAL NC

Client Sample ID: LL2SB-513M-0103-SO — Lab Sample ID: 240-1650-9

Date Collected: 07/01/11 13:18 — **Matrix: Solid**
Date Received: 07/01/11 15:00 — **Percent Solids: 98.0**

Prep Type	Batch Type	Batch Method	Run	Dilution Factor	Batch Number	Prepared Or Analyzed	Analyst	Lab
Total/NA	Leach	Increm, Prep			7731	07/08/11 13:34	DJ	TAL NC
Total/NA	Prep	3540C			8076	07/12/11 10:53	AK	TAL NC
Total/NA	Analysis	8270C/DoD		10	10353	07/31/11 17:46	MU	TAL NC
Total/NA	Leach	Increm, Prep			7731	07/08/11 13:34	DJ	TAL NC
Total/NA	Prep	3540C			8031	07/12/11 09:19	SM	TAL NC
Total/NA	Analysis	8082/DOD		1	9463	07/23/11 20:35	LH	TAL NC
Total/NA	Analysis	Moisture		1	7950	07/11/11 15:52	CN	TAL NC

Laboratory References:

TAL NC = TestAmerica North Canton, 4101 Shuffel Street NW, North Canton, OH 44720, TEL (330)497-9396

Certification Summary

Client: Prudent Technologies, Inc
Project/Site: RVAAP

TestAmerica Job ID: 240-1650-1

Laboratory	Authority	Program	EPA Region	Certification ID
TestAmerica North Canton	ACLASS	DoD ELAP		ADE-1437
TestAmerica North Canton	California	NELAC	9	01144CA
TestAmerica North Canton	Connecticut	State Program	1	PH-0590
TestAmerica North Canton	Florida	NELAC	4	E87225
TestAmerica North Canton	Georgia	Georgia EPD	4	N/A
TestAmerica North Canton	Illinois	NELAC	5	200004
TestAmerica North Canton	Kansas	NELAC	7	E-10336
TestAmerica North Canton	Kentucky	State Program	4	58
TestAmerica North Canton	Minnesota	NELAC	5	039-999-348
TestAmerica North Canton	Nevada	State Program	9	OH-000482008A
TestAmerica North Canton	New Jersey	NELAC	2	OH001
TestAmerica North Canton	New York	NELAC	2	10975
TestAmerica North Canton	Ohio	OVAP	5	CL0024
TestAmerica North Canton	Pennsylvania	NELAC	3	68-00340
TestAmerica North Canton	USDA	USDA		P330-08-00123
TestAmerica North Canton	West Virginia	West Virginia DEP	3	210
TestAmerica North Canton	Wisconsin	State Program	5	999518190

Accreditation may not be offered or required for all methods and analytes reported in this package. Please contact your project manager for the laboratory's current list of certified methods and analytes.

Chain of Custody Record

TestAmerica
THE LEADER IN ENVIRONMENTAL TESTING

TestAmerica Laboratory location: NORTH CANTON
Regulatory program: ☐ DW ☐ NPDES ☐ RCRA ☐ Other

TestAmerica Laboratories, Inc.

Client Contact			
Company Name: PRUDENT TECHNOLOGIES	Client Project Manager: JOHN JENT	Site Contact: SAME	Lab Contact: MARK LOEB	COC No: 014242
Address: 4242 MEDICAL DR SUITE 5250	Telephone: 502 439-8000	Telephone:	Telephone: 330 966-9357	1 of 1 COCs
City/State/Zip: SAN ANTONIO, TX 78229	Email: jjente prudentweb.com	Analysis Turnaround Time (in BUS days)	Analyses	For lab use only
Phone: 210 822-9588		TAT if different from below ☐ 3 weeks ☐ 2 weeks ☐ 1 week ☐ 2 days ☐ 1 day		Walk-in client ☐ Lab pickup ☐ Lab sampling ☐
Project Name: LS 1-4,12	Method of Shipment/Carrier:			
Project Number: W912QR-10-P-0037	Shipping/Tracking No:			Job/SDG No:
PO#				

Sample Identification	Sample Date	Sample Time	Matrix: Air	Aqueous	Sediment	Solid	Other:	Containers & Preservatives: H2SO4	HNO3	HCl	NaOH	ZnAc/NaOH	Unpres	Other:	Filtered Sample (Y/N)	Composite=C/Grab=G	8270-LL (PAH)	8081 PCBs	Sample Specific Notes / Special Instructions:
~~LL25H~~ LL25B-514M-0101-SO	7-1-2011	0945				X											X		
LL25B-514M-0102-SO	7-1-2011	0945				X											X		
LL25B-514M-0103-SO	7-1-2011	0945				X											X		
LL25B-515M-0101-SO	7-1-2011	1050				X											X		
LL25B-515M-0102-SO	7-1-2011	1050				X											X		
LL25B-515M-0103-SO	7-1-2011	1050				X											X		
LL25B-513M-0101-SO	7-1-2011	1118				X											X	X	
LL25B-513M-0102-SO	7-1-2011	1118				X											X	X	
LL25B-513M-0103-SO	7-1-2011	1118				X											X	X	

Possible Hazard Identification: ☒ Non-Hazard ☐ Flammable ☐ Skin Irritant ☐ Poison B ☐ Unknown

Sample Disposal (A fee may be assessed if samples are retained longer than 1 month): ☐ Return to Client ☒ Disposal By Lab ☐ Archive For _____ Months

Special Instructions/QC Requirements & Comments:

Relinquished by:	Company:	Date/Time:	Received by:	Company:	Date/Time:
[signature]	Prudent	7-1-2011 1500			
Relinquished by:	Company:	Date/Time:	Received by:	Company:	Date/Time:
Relinquished by:	Company:	Date/Time:	Received in Laboratory by: [signature]	Company: TAL	Date/Time: 7/1/11 1500

©2008, TestAmerica Laboratories, Inc. All rights reserved.
TestAmerica & Design ™ are trademarks of TestAmerica Laboratories, Inc.

TAL 0018- 1 (04/10)

TestAmerica Cooler Receipt Form/Narrative **Lot Number:** 1650
North Canton Facility

Client Prudent Project LLS 1-4, 12 By: [signature]
Cooler Received on 7/1/14 Opened on 7/1/14 (Signature)
FedEx ☐ UPS ☐ DHL ☐ FAS ☐ Stetson ☐ Client Drop Off ☒ TestAmerica Courier ☐ Other ____
TestAmerica Cooler # ____ Multiple Coolers ☐ Foam Box ☐ Client Cooler ☒ Other ____

1. Were custody seals on the outside of the cooler(s)? Yes ☐ No ☒ Intact? Yes ☐ No ☐ NA ☒
   If YES, Quantity____ Quantity Unsalvageable____
   Were custody seals on the outside of cooler(s) signed and dated? Yes ☐ No ☐ NA ☒
   Were custody seals on the bottle(s)? Yes ☐ No ☒
   If YES, are there any exceptions? ____
2. Shippers' packing slip attached to the cooler(s)? Yes ☐ No ☒
3. Did custody papers accompany the sample(s)? Yes ☒ No ☐ Relinquished by client? Yes ☒ No ☐
4. Were the custody papers signed in the appropriate place? Yes ☒ No ☐
5. Packing material used: Bubble Wrap ☐ Foam ☐ None ☒ Other ____
6. Cooler temperature upon receipt 2.2 °C See back of form for multiple coolers/temps ☐
   METHOD: IR ☒ Other ☐ ____
   COOLANT: Wet Ice ☒ Blue Ice ☐ Dry Ice ☐ Water ☐ None ☐
7. Did all bottles arrive in good condition (Unbroken)? Yes ☒ No ☐
8. Could all bottle labels be reconciled with the COC? Yes ☒ No ☐
9. Were sample(s) at the correct pH upon receipt? Yes ☐ No ☐ NA ☒
10. Were correct bottle(s) used for the test(s) indicated? Yes ☒ No ☐
11. Were air bubbles >6 mm in any VOA vials? Yes ☐ No ☐ NA ☒
12. Sufficient quantity received to perform indicated analyses? Yes ☒ No ☐
13. Was a trip blank present in the cooler(s)? Yes ☐ No ☒ Were VOAs on the COC? Yes ☐ No ☒

Contacted PM ____ Date ____ by ____ via Verbal ☐ Voice Mail ☐ Other ☐
Concerning ____

14. CHAIN OF CUSTODY

The following discrepancies occurred:

____

15. SAMPLE CONDITION

Sample(s)____ were received after the recommended holding time had expired.
Sample(s)____ were received in a broken container.
Sample(s)____ were received with bubble >6 mm in diameter. (Notify PM)

16. SAMPLE PRESERVATION

Sample(s) ____ were further preserved in Sample Receiving to meet recommended pH level(s). *Nitric Acid Lot#* 100110-HNO_3; *Sulfuric Acid Lot#* 110410-H_2SO_4; *Sodium Hydroxide Lot#* 100108 -*NaOH; Hydrochloric Acid Lot#* 092006-*HCl; Sodium Hydroxide and Zinc Acetate Lot#* 100108-$(CH_3COO)_2ZN/NaOH$. What time was preservative added to sample(s)? ____

Client ID	pH	Date	Initials

TestAmerica Cooler Receipt Form/Narrative
North Canton Facility

Client ID	pH	Date	Initials

Cooler #	Temp. °C	Method	Coolant

Discrepancies Cont'd:

Login Sample Receipt Checklist

Client: Prudent Technologies, Inc

Job Number: 240-1650-1

Login Number: 1650

List Source: TestAmerica North Canton

List Number: 1

Creator: McFadden, John

Question	Answer	Comment
Radioactivity either was not measured or, if measured, is at or below background	N/A	
The cooler's custody seal, if present, is intact.	True	
The cooler or samples do not appear to have been compromised or tampered with.	True	
Samples were received on ice.	True	
Cooler Temperature is acceptable.	True	
Cooler Temperature is recorded.	True	2.2
COC is present.	True	
COC is filled out in ink and legible.	True	
COC is filled out with all pertinent information.	True	
Is the Field Sampler's name present on COC?	True	
There are no discrepancies between the sample IDs on the containers and the COC.	True	
Samples are received within Holding Time.	True	
Sample containers have legible labels.	True	
Containers are not broken or leaking.	True	
Sample collection date/times are provided.	True	
Appropriate sample containers are used.	True	
Sample bottles are completely filled.	True	
Sample Preservation Verified.	True	
There is sufficient vol. for all requested analyses, incl. any requested MS/MSDs	True	
VOA sample vials do not have headspace or bubble is <6mm (1/4") in diameter.	True	
Multiphasic samples are not present.	True	
Samples do not require splitting or compositing.	True	
Residual Chlorine Checked.	N/A	

TestAmerica

THE LEADER IN ENVIRONMENTAL TESTING

ANALYTICAL REPORT

TestAmerica Laboratories, Inc.
TestAmerica North Canton
4101 Shuffel Street NW
North Canton, OH 44720
Tel: (330)497-9396

TestAmerica Job ID: 240-1653-1
Client Project/Site: RVAAP

For:
Prudent Technologies, Inc
4242 Medical Drive
Suite 7250
San Antonio, Texas 78229

Attn: Ms. Amanda L. Miller

Authorized for release by:
09/22/2011 02:14:31 PM

Mark Loeb
Project Manager II
mark.loeb@testamericainc.com

LINKS

Review your project results through TotalAccess

Have a Question? Ask The Expert

Visit us at: www.testamericainc.com

This report has been electronically signed and authorized by the signatory. Electronic signature is intended to be the legally binding equivalent of a traditionally handwritten signature.

Table of Contents

Cover Page 1
Table of Contents 2
Definitions/Glossary 3
Case Narrative 4
Method Summary 6
Sample Summary 7
Detection Summary 8
Client Sample Results 9
Surrogate Summary 13
QC Sample Results 14
QC Association Summary 26
Lab Chronicle 29
Certification Summary 30
Chain of Custody 31
Receipt Checklists 34

Qualifiers

GC/MS Semi VOA

Qualifier	Qualifier Description
U	Undetected at the Limit of Detection.
Q	One or more quality control criteria failed.
M	Manual integrated compound.
J	Estimated: The analyte was positively identified; the quantitation is an estimation

GC Semi VOA

Qualifier	Qualifier Description
U	Undetected at the Limit of Detection.
Q	One or more quality control criteria failed.

Metals

Qualifier	Qualifier Description
U	Undetected at the Limit of Detection.
J	Estimated: The analyte was positively identified; the quantitation is an estimation
B	Blank contamination: The analyte was detected above one-half the reporting limit in an associated blank.
D	The reported value is from a dilution.

General Chemistry

Qualifier	Qualifier Description
U	Undetected at the Limit of Detection.

Glossary

Abbreviation	These commonly used abbreviations may or may not be present in this report.
☼	Listed under the "D" column to designate that the result is reported on a dry weight basis
%R	Percent Recovery
DL, RA, RE, IN	Indicates a Dilution, Reanalysis, Re-extraction, or additional Initial metals/anion analysis of the sample
EDL	Estimated Detection Limit (Dioxin)
EPA	United States Environmental Protection Agency
MDL	Method Detection Limit
ML	Minimum Level (Dioxin)
ND	Not detected at the reporting limit (or method detection limit if shown)
PQL	Practical Quantitation Limit
RL	Reporting Limit
RPD	Relative Percent Difference, a measure of the relative difference between two points
TEF	Toxicity Equivalent Factor (Dioxin)
TEQ	Toxicity Equivalent Quotient (Dioxin)

Job ID: 240-1653-1

Laboratory: TestAmerica North Canton

Narrative

CASE NARRATIVE

Client: Prudent Technologies, Inc

Project: RVAAP

Report Number: 240-1653-1

With the exceptions noted as flags or footnotes, standard analytical protocols were followed in the analysis of the samples and no problems were encountered or anomalies observed. In addition all laboratory quality control samples were within established control limits, with any exceptions noted below. Each sample was analyzed to achieve the lowest possible reporting limit within the constraints of the method. In some cases, due to interference or analytes present at high concentrations, samples were diluted. For diluted samples, the reporting limits are adjusted relative to the dilution required.

Calculations are performed before rounding to avoid round-off errors in calculated results.

All holding times were met and proper preservation noted for the methods performed on these samples, unless otherwise detailed in the individual sections below.

TestAmerica utilizes USEPA approved methods and DOD QSM, where applicable, in all analytical work. The samples presented in this report were analyzed for the parameter(s) listed on the analytical methods summary page in accordance with the method(s) indicated. A summary of QC data for these analyses is included at the back of the report.

TestAmerica North Canton attests to the validity of the laboratory data generated by TestAmerica facilities reported herein. All analyses performed by TestAmerica facilities were done using established laboratory SOPs that incorporate QA/QC procedures described in the applicable methods. TestAmerica's operations groups have reviewed the data for compliance with the laboratory QA/QC plan, and data have been found to be compliant with laboratory protocols unless otherwise noted below.

All solid sample results are reported on an "as received" basis unless otherwise indicated by the presence of a % solids value in the method header.

This laboratory report is confidential and is intended for the sole use of TestAmerica and its client.

All parameters for which TestAmerica North Canton has certification were evaluated to the limit of detection (LOD) and include qualified results where applicable. Parameters not certified under QSM, if any, were evaluated to the detection limit (DL) and include qualified results where applicable.

The sample(s) that contain constituents flagged with U are undetected. The result associated with this flag is the limit of detection (LOD).

RECEIPT

The samples were received on 07/01/2011; the samples arrived in good condition, properly preserved and on ice. The temperature of the cooler at receipt was 3.8 C.

The Chain of Custody was received without listing a date or a time of sample collection. Per bottles it is 7/1/11 @ 1300.

SEMIVOLATILE ORGANIC COMPOUNDS (GC-MS)

Sample EQUIP RINSATE 1 (240-1653-1) was analyzed for semivolatile organic compounds (GC-MS) in accordance with EPA SW-846 Method 8270C. The samples were analyzed on 08/05/2011.

Surrogates are added during the extraction process prior to dilution. When the sample is diluted, surrogate recoveries are diluted out and no corrective action is required.

Job ID: 240-1653-1 (Continued)

Laboratory: TestAmerica North Canton (Continued)

Bis(2-ethylhexyl) phthalate was detected in method blank MB 240-7492/3-A at a level exceeding the reporting limit. If the associated sample reported a result above the MDL and/or RL, the result has been “B” flagged. Refer to the QC report for details.

Benzo[a]pyrene failed the recovery criteria low for LCS 240-7492/4-A. Refer to the QC report for details.

No other difficulties were encountered during the SVOC analysis. All other quality control parameters were within the acceptance limits.

CHLORINATED PESTICIDES

Sample EQUIP RINSATE 1 (240-1653-1) was analyzed for chlorinated pesticides in accordance with EPA SW-846 Method 8081A DoD. The samples were analyzed on 07/30/2011.

The closing continuing calibration verification (CCV) recovered DDE above the upper control limit. The sampleEQUIP RINSATE 1 associated with this CCV was not detected above the reporting limit for DDE; therefore the data have been reported.

Insufficient sample volume was provided to perform matrix spike/matrix spike duplicate (MS/MSD) for batch 7260.

No other difficulties were encountered during the pesticides analysis. All quality control parameters were within the acceptance limits.

POLYCHLORINATED BIPHENYLS (PCBS)

Sample EQUIP RINSATE 1 (240-1653-1) was analyzed for polychlorinated biphenyls (PCBs) in accordance with EPA SW-846 Method 8082 DOD. The samples were analyzed on 07/15/2011.

Insufficient sample volume was available to perform matrix spike/matrix spike duplicate (MS/MSD) for batches 7262 and 7692 .

No other difficulties were encountered during the PCBs analysis. All quality control parameters were within the acceptance limits.

TOTAL RECOVERABLE METALS (ICPMS)

Sample EQUIP RINSATE 1 (240-1653-1) was analyzed for total recoverable metals (ICPMS) in accordance with EPA SW-846 Method 6020 DoD. The samples were analyzed on 08/29/2011.

ICB, CCB, and ICSA samples are evaluated using the lowest LOD and DL criteria in LIMS. Using this criteria, an individual element may occasionally be flagged as out of control. If the element has a higher LOD or DL, the data is evaluated to the higher limit and determined to be acceptable.

Zinc was detected in method blank MB 240-10075/1-A at a level exceeding the reporting limit. If the associated sample reported a result above the MDL and/or RL, the result has been “B” flagged. Refer to the QC report for details.

No other difficulties were encountered during the metals analysis. All other quality control parameters were within the acceptance limits.

HEXAVALENT CHROMIUM

Sample EQUIP RINSATE 1 (240-1653-1) was analyzed for hexavalent chromium in accordance with EPA SW-846 Method 7196A. The samples were analyzed on 07/02/2011.

No difficulties were encountered during the hexavalent chromium analysis. All quality control parameters were within the acceptance limits.

TOTAL MERCURY - DOD

Sample EQUIP RINSATE 1 (240-1653-1) was analyzed for Total Mercury - DOD in accordance with EPA SW-846 Method 7470A. The samples were analyzed on 07/08/2011.

No difficulties were encountered during the mercury analysis. All quality control parameters were within the acceptance limits.

Method Summary

Client: Prudent Technologies, Inc
Project/Site: RVAAP

TestAmerica Job ID: 240-1653-1

Method	Method Description	Protocol	Laboratory
8270C/DoD	Semivolatile Organic Compounds (GC/MS)	SW846	TAL NC
8081/DOD	Organochlorine Pesticides (GC)	SW846	TAL NC
8082/DOD	Polychlorinated Biphenyls (PCBs) by Gas Chromatography	SW846	TAL NC
8330 (Modified)	Organic Compounds by UV/HPLC	SW846	TAL WSC
8330/8330A	Nitroaromatics & Nitramines: Explosives (8330/A)	SW846	TAL WSC
6020/DOD	Metals (ICP/MS)	SW846	TAL NC
7470A/DOD	Mercury (CVAA)	SW846	TAL NC
7196A	Chromium, Hexavalent	SW846	TAL NC
WS-WC-0050	Nitrocellulose as N by WS-WC-0050	TAL-SOP	TAL WSC

Protocol References:

SW846 = "Test Methods For Evaluating Solid Waste, Physical/Chemical Methods", Third Edition, November 1986 And Its Updates.

TAL-SOP = TAL-SOP

Laboratory References:

TAL NC = TestAmerica North Canton, 4101 Shuffel Street NW, North Canton, OH 44720, TEL (330)497-9396

TAL WSC = TestAmerica West Sacramento, 880 Riverside Parkway, West Sacramento, CA 95605, TEL (916)373-5600

Sample Summary

Client: Prudent Technologies, Inc
Project/Site: RVAAP

TestAmerica Job ID: 240-1653-1

Lab Sample ID	Client Sample ID	Matrix	Collected	Received
240-1653-1	EQUIP RINSATE 1	Water	07/01/11 13:00	07/01/11 15:00

Detection Summary

Client: Prudent Technologies, Inc
Project/Site: RVAAP

TestAmerica Job ID: 240-1653-1

Client Sample ID: EQUIP RINSATE 1 — Lab Sample ID: 240-1653-1

Analyte	Result	Qualifier	LOQ	DL	Unit	Dil Fac	D	Method	Prep Type
Cobalt	0.041	J	1.0	0.030	ug/L	1		6020/DOD	Total Recovera
Nickel	2.2	J	5.0	0.62	ug/L	1		6020/DOD	Total Recovera
Sodium	260	J	1000	160	ug/L	1		6020/DOD	Total Recovera
Zinc	13	J B	40	8.8	ug/L	1		6020/DOD	Total Recovera

Client Sample Results

Client: Prudent Technologies, Inc
Project/Site: RVAAP

TestAmerica Job ID: 240-1653-1

Client Sample ID: EQUIP RINSATE 1

Date Collected: 07/01/11 13:00
Date Received: 07/01/11 15:00

Lab Sample ID: 240-1653-1

Matrix: Water

Method: 8270C/DoD - Semivolatile Organic Compounds (GC/MS)

Analyte	Result	Qualifier	LOQ	DL	Unit	D	Prepared	Analyzed	Dil Fac
Acenaphthene	0.11	U	0.23	0.11	ug/L		07/07/11 10:27	08/05/11 16:07	1
Acenaphthylene	0.11	U	0.23	0.11	ug/L		07/07/11 10:27	08/05/11 16:07	1
Anthracene	0.11	U	0.23	0.11	ug/L		07/07/11 10:27	08/05/11 16:07	1
Benzo[a]anthracene	0.11	U	0.23	0.11	ug/L		07/07/11 10:27	08/05/11 16:07	1
Benzoic acid	11	U	28	11	ug/L		07/07/11 10:27	08/05/11 16:07	1
Benzo[b]fluoranthene	0.11	U	0.23	0.11	ug/L		07/07/11 10:27	08/05/11 16:07	1
Benzo[k]fluoranthene	0.11	U	0.23	0.11	ug/L		07/07/11 10:27	08/05/11 16:07	1
Benzyl alcohol	0.91	U	5.7	0.43	ug/L		07/07/11 10:27	08/05/11 16:07	1
Bis(2-chloroethoxy)methane	0.91	U	1.1	0.36	ug/L		07/07/11 10:27	08/05/11 16:07	1
Bis(2-chloroethyl)ether	0.11	U	1.1	0.11	ug/L		07/07/11 10:27	08/05/11 16:07	1
4-Bromophenyl phenyl ether	0.91	U	2.3	0.91	ug/L		07/07/11 10:27	08/05/11 16:07	1
Butyl benzyl phthalate	0.91	U	1.1	0.91	ug/L		07/07/11 10:27	08/05/11 16:07	1
2,4-Dimethylphenol	0.91	U	2.3	0.91	ug/L		07/07/11 10:27	08/05/11 16:07	1
Dimethyl phthalate	0.91	U	1.1	0.33	ug/L		07/07/11 10:27	08/05/11 16:07	1
4,6-Dinitro-2-methylphenol	2.7	U	5.7	2.7	ug/L		07/07/11 10:27	08/05/11 16:07	1
2,4-Dinitrophenol	2.7	U	5.7	2.7	ug/L		07/07/11 10:27	08/05/11 16:07	1
2,4-Dinitrotoluene	0.91	U	5.7	0.31	ug/L		07/07/11 10:27	08/05/11 16:07	1
2,6-Dinitrotoluene	0.91	U	5.7	0.91	ug/L		07/07/11 10:27	08/05/11 16:07	1
Fluoranthene	0.11	U	0.23	0.11	ug/L		07/07/11 10:27	08/05/11 16:07	1
Fluorene	0.11	U	0.23	0.11	ug/L		07/07/11 10:27	08/05/11 16:07	1
Hexachlorobenzene	0.11	U	0.23	0.11	ug/L		07/07/11 10:27	08/05/11 16:07	1
Hexachlorobutadiene	0.91	U	1.1	0.31	ug/L		07/07/11 10:27	08/05/11 16:07	1
Hexachlorocyclopentadiene	0.91	U	11	0.91	ug/L		07/07/11 10:27	08/05/11 16:07	1
Hexachloroethane	0.91	U	1.1	0.91	ug/L		07/07/11 10:27	08/05/11 16:07	1
N-Nitrosodiphenylamine	0.91	U	1.1	0.35	ug/L		07/07/11 10:27	08/05/11 16:07	1
N-Nitrosodi-n-propylamine	0.91	U	1.1	0.91	ug/L		07/07/11 10:27	08/05/11 16:07	1
1,4-Dichlorobenzene	0.91	U	1.1	0.39	ug/L		07/07/11 10:27	08/05/11 16:07	1
2-Chloronaphthalene	0.11	U	1.1	0.11	ug/L		07/07/11 10:27	08/05/11 16:07	1
2-Chlorophenol	0.91	U	1.1	0.33	ug/L		07/07/11 10:27	08/05/11 16:07	1
4-Chlorophenyl phenyl ether	0.91	U	2.3	0.34	ug/L		07/07/11 10:27	08/05/11 16:07	1
Chrysene	0.11	U	0.23	0.11	ug/L		07/07/11 10:27	08/05/11 16:07	1
Dibenz(a,h)anthracene	0.11	U	0.23	0.11	ug/L		07/07/11 10:27	08/05/11 16:07	1
Dibenzofuran	0.11	U	1.1	0.11	ug/L		07/07/11 10:27	08/05/11 16:07	1
Benzo[g,h,i]perylene	0.11	U	0.23	0.11	ug/L		07/07/11 10:27	08/05/11 16:07	1
Benzo[a]pyrene	0.11	U Q	0.23	0.11	ug/L		07/07/11 10:27	08/05/11 16:07	1
Di-n-butyl phthalate	0.91	U	1.1	0.76	ug/L		07/07/11 10:27	08/05/11 16:07	1
1,2-Dichlorobenzene	0.91	U	1.1	0.33	ug/L		07/07/11 10:27	08/05/11 16:07	1
1,3-Dichlorobenzene	0.91	U	1.1	0.91	ug/L		07/07/11 10:27	08/05/11 16:07	1
3,3'-Dichlorobenzidine	0.91	U	5.7	0.42	ug/L		07/07/11 10:27	08/05/11 16:07	1
2,4-Dichlorophenol	0.91	U	2.3	0.91	ug/L		07/07/11 10:27	08/05/11 16:07	1
Diethyl phthalate	0.91	U	1.1	0.68	ug/L		07/07/11 10:27	08/05/11 16:07	1
Indeno[1,2,3-cd]pyrene	0.11	U	0.23	0.11	ug/L		07/07/11 10:27	08/05/11 16:07	1
Isophorone	0.91	U	1.1	0.31	ug/L		07/07/11 10:27	08/05/11 16:07	1
2-Methylnaphthalene	0.11	U	0.23	0.11	ug/L		07/07/11 10:27	08/05/11 16:07	1
2-Methylphenol	0.91	U	1.1	0.91	ug/L		07/07/11 10:27	08/05/11 16:07	1
Naphthalene	0.11	U	0.23	0.11	ug/L		07/07/11 10:27	08/05/11 16:07	1
2-Nitroaniline	0.91	U	2.3	0.91	ug/L		07/07/11 10:27	08/05/11 16:07	1
3-Nitroaniline	0.91	U	2.3	0.32	ug/L		07/07/11 10:27	08/05/11 16:07	1
4-Nitroaniline	0.91	U	2.3	0.91	ug/L		07/07/11 10:27	08/05/11 16:07	1
Nitrobenzene	0.11	U	1.1	0.045	ug/L		07/07/11 10:27	08/05/11 16:07	1

Client Sample Results

Client: Prudent Technologies, Inc
Project/Site: RVAAP

TestAmerica Job ID: 240-1653-1

Client Sample ID: EQUIP RINSATE 1

Date Collected: 07/01/11 13:00
Date Received: 07/01/11 15:00

Lab Sample ID: 240-1653-1

Matrix: Water

Method: 8270C/DoD - Semivolatile Organic Compounds (GC/MS) (Continued)

Analyte	Result	Qualifier	LOQ	DL	Unit	D	Prepared	Analyzed	Dil Fac
2-Nitrophenol	0.91	U	2.3	0.32	ug/L		07/07/11 10:27	08/05/11 16:07	1
4-Nitrophenol	2.7	U	5.7	2.7	ug/L		07/07/11 10:27	08/05/11 16:07	1
Pyrene	0.11	U	0.23	0.11	ug/L		07/07/11 10:27	08/05/11 16:07	1
Pentachlorophenol	2.7	U	5.7	2.7	ug/L		07/07/11 10:27	08/05/11 16:07	1
Phenanthrene	0.11	U	0.23	0.11	ug/L		07/07/11 10:27	08/05/11 16:07	1
1,2,4-Trichlorobenzene	0.91	U	1.1	0.32	ug/L		07/07/11 10:27	08/05/11 16:07	1
2,4,5-Trichlorophenol	0.91	U	5.7	0.34	ug/L		07/07/11 10:27	08/05/11 16:07	1
2,4,6-Trichlorophenol	0.91	U	5.7	0.91	ug/L		07/07/11 10:27	08/05/11 16:07	1
Phenol	0.91	U	1.1	0.68	ug/L		07/07/11 10:27	08/05/11 16:07	1
Carbazole	0.91	U	1.1	0.32	ug/L		07/07/11 10:27	08/05/11 16:07	1
4-Chloroaniline	0.91	U	2.3	0.91	ug/L		07/07/11 10:27	08/05/11 16:07	1
3 & 4 Methylphenol	0.91	U	2.3	0.91	ug/L		07/07/11 10:27	08/05/11 16:07	1
Bis(2-ethylhexyl) phthalate	0.91	U	2.3	0.91	ug/L		07/07/11 10:27	08/05/11 16:07	1
Di-n-octyl phthalate	0.91	U	1.1	0.91	ug/L		07/07/11 10:27	08/05/11 16:07	1
4-Chloro-3-methylphenol	0.91	U	2.3	0.91	ug/L		07/07/11 10:27	08/05/11 16:07	1
bis (2-Chloroisopropyl) ether	0.91	U	1.1	0.45	ug/L		07/07/11 10:27	08/05/11 16:07	1

Surrogate	*% Recovery*	*Qualifier*	*Limits*	*Prepared*	*Analyzed*	*Dil Fac*
2-Fluorobiphenyl (Surr)	*60*		*50 - 110*	*07/07/11 10:27*	*08/05/11 16:07*	*1*
2-Fluorophenol (Surr)	*69*		*20 - 110*	*07/07/11 10:27*	*08/05/11 16:07*	*1*
Nitrobenzene-d5 (Surr)	*64*		*40 - 110*	*07/07/11 10:27*	*08/05/11 16:07*	*1*
Terphenyl-d14 (Surr)	*74*		*50 - 135*	*07/07/11 10:27*	*08/05/11 16:07*	*1*
2,4,6-Tribromophenol (Surr)	*58*		*40 - 125*	*07/07/11 10:27*	*08/05/11 16:07*	*1*
Phenol-d5 (Surr)	*73*		*10 - 115*	*07/07/11 10:27*	*08/05/11 16:07*	*1*

Method: 8081/DOD - Organochlorine Pesticides (GC)

Analyte	Result	Qualifier	LOQ	DL	Unit	D	Prepared	Analyzed	Dil Fac
4,4'-DDD	0.0099	U	0.050	0.0095	ug/L		07/06/11 08:41	07/30/11 22:27	1
4,4'-DDE	0.0099	U	0.050	0.0096	ug/L		07/06/11 08:41	07/30/11 22:27	1
4,4'-DDT	0.030	U	0.050	0.016	ug/L		07/06/11 08:41	07/30/11 22:27	1
Aldrin	0.0099	U	0.050	0.0081	ug/L		07/06/11 08:41	07/30/11 22:27	1
alpha-BHC	0.0099	U	0.050	0.0069	ug/L		07/06/11 08:41	07/30/11 22:27	1
alpha-Chlordane	0.0099	U	0.050	0.014	ug/L		07/06/11 08:41	07/30/11 22:27	1
beta-BHC	0.0099	U	0.050	0.0083	ug/L		07/06/11 08:41	07/30/11 22:27	1
delta-BHC	0.0099	U	0.050	0.0086	ug/L		07/06/11 08:41	07/30/11 22:27	1
Dieldrin	0.0099	U	0.050	0.0074	ug/L		07/06/11 08:41	07/30/11 22:27	1
Endosulfan I	0.0099	U	0.050	0.013	ug/L		07/06/11 08:41	07/30/11 22:27	1
Endosulfan II	0.0099	U	0.050	0.012	ug/L		07/06/11 08:41	07/30/11 22:27	1
Endosulfan sulfate	0.0099	U	0.050	0.011	ug/L		07/06/11 08:41	07/30/11 22:27	1
Endrin	0.0099	U	0.050	0.011	ug/L		07/06/11 08:41	07/30/11 22:27	1
Endrin aldehyde	0.0099	U	0.050	0.011	ug/L		07/06/11 08:41	07/30/11 22:27	1
Endrin ketone	0.0099	U	0.050	0.0077	ug/L		07/06/11 08:41	07/30/11 22:27	1
gamma-BHC (Lindane)	0.0099	U	0.050	0.0063	ug/L		07/06/11 08:41	07/30/11 22:27	1
gamma-Chlordane	0.0099	U	0.050	0.012	ug/L		07/06/11 08:41	07/30/11 22:27	1
Heptachlor	0.0099	U	0.050	0.0079	ug/L		07/06/11 08:41	07/30/11 22:27	1
Heptachlor epoxide	0.0099	U	0.050	0.0070	ug/L		07/06/11 08:41	07/30/11 22:27	1
Methoxychlor	0.030	U	0.099	0.032	ug/L		07/06/11 08:41	07/30/11 22:27	1
Toxaphene	0.50	U	2.0	0.32	ug/L		07/06/11 08:41	07/30/11 22:27	1

Surrogate	*% Recovery*	*Qualifier*	*Limits*	*Prepared*	*Analyzed*	*Dil Fac*
DCB Decachlorobiphenyl	*50*		*30 - 135*	*07/06/11 08:41*	*07/30/11 22:27*	*1*

Client Sample ID: EQUIP RINSATE 1

Date Collected: 07/01/11 13:00
Date Received: 07/01/11 15:00

Lab Sample ID: 240-1653-1

Matrix: Water

Method: 8081/DOD - Organochlorine Pesticides (GC) (Continued)

Surrogate	% Recovery	Qualifier	Limits	Prepared	Analyzed	Dil Fac
DCB Decachlorobiphenyl	49		30 - 135	07/06/11 08:41	07/30/11 22:27	1
Tetrachloro-m-xylene	109		25 - 140	07/06/11 08:41	07/30/11 22:27	1
Tetrachloro-m-xylene	88		25 - 140	07/06/11 08:41	07/30/11 22:27	1

Method: 8082/DOD - Polychlorinated Biphenyls (PCBs) by Gas Chromatography

Analyte	Result	Qualifier	LOQ	DL	Unit	D	Prepared	Analyzed	Dil Fac
Aroclor 1016	0.21	U	0.53	0.18	ug/L		07/08/11 10:55	07/15/11 03:53	1
Aroclor 1221	0.21	U	0.53	0.14	ug/L		07/08/11 10:55	07/15/11 03:53	1
Aroclor 1232	0.21	U	0.53	0.17	ug/L		07/08/11 10:55	07/15/11 03:53	1
Aroclor 1242	0.42	U	0.53	0.23	ug/L		07/08/11 10:55	07/15/11 03:53	1
Aroclor 1248	0.21	U	0.53	0.11	ug/L		07/08/11 10:55	07/15/11 03:53	1
Aroclor 1254	0.21	U	0.53	0.17	ug/L		07/08/11 10:55	07/15/11 03:53	1
Aroclor 1260	0.21	U	0.53	0.18	ug/L		07/08/11 10:55	07/15/11 03:53	1

Surrogate	% Recovery	Qualifier	Limits	Prepared	Analyzed	Dil Fac
Tetrachloro-m-xylene	70		40 - 140	07/08/11 10:55	07/15/11 03:53	1
DCB Decachlorobiphenyl	45		40 - 135	07/08/11 10:55	07/15/11 03:53	1

Method: 8330 (Modified) - Organic Compounds by UV/HPLC - Dissolved

Analyte	Result	Qualifier	LOQ	MDL	Unit	D	Prepared	Analyzed	Dil Fac
Nitroguanidine	6.0 U		20	2.4	ug/L		07/20/11 08:50	07/27/11 12:36	1

Method: 8330/8330A - Nitroaromatics & Nitramines: Explosives (8330/A)

Analyte	Result	Qualifier	LOQ	MDL	Unit	D	Prepared	Analyzed	Dil Fac
Nitroglycerin	0.50 U		0.66	0.33	ug/L		07/08/11 06:30	07/15/11 06:01	1.01
PETN	0.50 U		0.66	0.30	ug/L		07/08/11 06:30	07/15/11 06:01	1.01
2-Amino-4,6-dinitrotoluene	0.10 U		0.20	0.10	ug/L		07/08/11 06:30	07/15/11 06:01	1.01
4-Amino-2,6-dinitrotoluene	0.050 U		0.10	0.050	ug/L		07/08/11 06:30	07/15/11 06:01	1.01
1,3-Dinitrobenzene	0.050 U		0.10	0.050	ug/L		07/08/11 06:30	07/15/11 06:01	1.01
2,4-Dinitrotoluene	0.050 U		0.10	0.050	ug/L		07/08/11 06:30	07/15/11 06:01	1.01
2,6-Dinitrotoluene	0.050 U		0.10	0.050	ug/L		07/08/11 06:30	07/15/11 06:01	1.01
HMX	0.050 U		0.10	0.036	ug/L		07/08/11 06:30	07/15/11 06:01	1.01
Nitrobenzene	0.050 U		0.10	0.050	ug/L		07/08/11 06:30	07/15/11 06:01	1.01
2-Nitrotoluene	0.10 U		0.50	0.089	ug/L		07/08/11 06:30	07/15/11 06:01	1.01
3-Nitrotoluene	0.10 U		0.50	0.058	ug/L		07/08/11 06:30	07/15/11 06:01	1.01
4-Nitrotoluene	0.10 U		0.66	0.089	ug/L		07/08/11 06:30	07/15/11 06:01	1.01
RDX	0.050 U		0.10	0.036	ug/L		07/08/11 06:30	07/15/11 06:01	1.01
Tetryl	0.050 U		0.10	0.050	ug/L		07/08/11 06:30	07/15/11 06:01	1.01
1,3,5-Trinitrobenzene	0.050 U		0.10	0.030	ug/L		07/08/11 06:30	07/15/11 06:01	1.01
2,4,6-Trinitrotoluene	0.050 U		0.10	0.050	ug/L		07/08/11 06:30	07/15/11 06:01	1.01

Surrogate	% Recovery	Qualifier	Limits	Prepared	Analyzed	Dil Fac
3,4-Dinitrotoluene	91		79 - 111	07/08/11 06:30	07/15/11 06:01	1.01

Method: 6020/DOD - Metals (ICP/MS) - Total Recoverable

Analyte	Result	Qualifier	LOQ	DL	Unit	D	Prepared	Analyzed	Dil Fac
Aluminum	60	U	60	20	ug/L		07/28/11 11:13	08/29/11 11:45	1
Antimony	0.50	U	2.0	0.21	ug/L		07/28/11 11:13	08/29/11 11:45	1
Arsenic	1.0	U	5.0	0.44	ug/L		07/28/11 11:13	08/29/11 11:45	1
Barium	4.0	U	5.0	1.6	ug/L		07/28/11 11:13	08/29/11 11:45	1
Beryllium	0.10	U	1.0	0.033	ug/L		07/28/11 11:13	08/29/11 11:45	1

Client Sample Results

Client: Prudent Technologies, Inc
Project/Site: RVAAP

TestAmerica Job ID: 240-1653-1

Client Sample ID: EQUIP RINSATE 1

Date Collected: 07/01/11 13:00
Date Received: 07/01/11 15:00

Lab Sample ID: 240-1653-1

Matrix: Water

Method: 6020/DOD - Metals (ICP/MS) - Total Recoverable (Continued)

Analyte	Result	Qualifier	LOQ	DL	Unit	D	Prepared	Analyzed	Dil Fac
Cadmium	0.070	U	2.0	0.023	ug/L		07/28/11 11:13	08/29/11 11:45	1
Calcium	1000	U	2000	540	ug/L		07/28/11 11:13	08/29/11 11:45	1
Chromium	1.5	U	2.0	0.53	ug/L		07/28/11 11:13	08/29/11 11:45	1
Cobalt	**0.041**	**J**	1.0	0.030	ug/L		07/28/11 11:13	08/29/11 11:45	1
Copper	4.0	U	4.0	1.4	ug/L		07/28/11 11:13	08/29/11 11:45	1
Iron	100	U	150	44	ug/L		07/28/11 11:13	08/29/11 11:45	1
Lead	0.50	U	1.0	0.20	ug/L		07/28/11 11:13	08/29/11 11:45	1
Magnesium	300	U	1000	120	ug/L		07/28/11 11:13	08/29/11 11:45	1
Manganese	3.0	U	5.0	1.1	ug/L		07/28/11 11:13	08/29/11 11:45	1
Nickel	**2.2**	**J**	5.0	0.62	ug/L		07/28/11 11:13	08/29/11 11:45	1
Potassium	50	U	1000	16	ug/L		07/28/11 11:13	08/29/11 11:45	1
Selenium	0.50	U	5.0	0.20	ug/L		07/28/11 11:13	08/29/11 11:45	1
Silver	0.25	U	1.0	0.080	ug/L		07/28/11 11:13	08/29/11 11:45	1
Sodium	**260**	**J**	1000	160	ug/L		07/28/11 11:13	08/29/11 11:45	1
Thallium	1.0	U	2.0	0.32	ug/L		07/28/11 11:13	08/29/11 11:45	1
Vanadium	1.5	U	5.0	0.51	ug/L		07/28/11 11:13	08/29/11 11:45	1
Zinc	**13**	**J B**	40	8.8	ug/L		07/28/11 11:13	08/29/11 11:45	1

Method: 7470A/DOD - Mercury (CVAA)

Analyte	Result	Qualifier	LOQ	DL	Unit	D	Prepared	Analyzed	Dil Fac
Hg	0.20	U	0.20	0.12	ug/L		07/07/11 15:50	07/08/11 10:26	1

General Chemistry

Analyte	Result	Qualifier	LOQ	DL	Unit	D	Prepared	Analyzed	Dil Fac
Hexavalent chromium	0.0040	U	0.020	0.0020	mg/L			07/02/11 10:09	1

Analyte	Result	Qualifier	LOQ	MDL	Unit	D	Prepared	Analyzed	Dil Fac
Nitrocellulose	1.0 U		2.0	0.48	mg/L		07/20/11 08:00	07/21/11 13:27	1

Surrogate Summary

Client: Prudent Technologies, Inc
Project/Site: RVAAP

TestAmerica Job ID: 240-1653-1

Method: 8270C/DoD - Semivolatile Organic Compounds (GC/MS)

Matrix: Water **Prep Type: Total/NA**

		Percent Surrogate Recovery (Acceptance Limits)					
		FBP	2FP	NBZ	TPH	TBP	PHL
Lab Sample ID	Client Sample ID	(50-110)	(20-110)	(40-110)	(50-135)	(40-125)	(10-115)
240-1653-1	EQUIP RINSATE 1	60	69	64	74	58	73
LCS 240-7492/4-A	Lab Control Sample	55	58	57	68	56	68
MB 240-7492/3-A	Method Blank	59	65	63	70	56	67

Surrogate Legend

FBP = 2-Fluorobiphenyl (Surr)
2FP = 2-Fluorophenol (Surr)
NBZ = Nitrobenzene-d5 (Surr)
TPH = Terphenyl-d14 (Surr)
TBP = 2,4,6-Tribromophenol (Surr)
PHL = Phenol-d5 (Surr)

Method: 8081/DOD - Organochlorine Pesticides (GC)

Matrix: Water **Prep Type: Total/NA**

		Percent Surrogate Recovery (Acceptance Limits)			
		DCB1	DCB2	TCX1	TCX2
Lab Sample ID	Client Sample ID	(30-135)	(30-135)	(25-140)	(25-140)
240-1653-1	EQUIP RINSATE 1	50	49	109	88
LCS 240-7260/3-A	Lab Control Sample	69	64	129	84
MB 240-7260/2-A	Method Blank	104	106	102	86

Surrogate Legend

DCB = DCB Decachlorobiphenyl
TCX = Tetrachloro-m-xylene

Method: 8082/DOD - Polychlorinated Biphenyls (PCBs) by Gas Chromatography

Matrix: Water **Prep Type: Total/NA**

		Percent Surrogate Recovery (Acceptance Limits)			
		TCX1	TCX2	DCB1	DCB2
Lab Sample ID	Client Sample ID	(40-140)	(40-140)	(40-135)	(40-135)
240-1653-1	EQUIP RINSATE 1	70		45	
LCS 240-7692/5-A	Lab Control Sample	67	68	40	34 Q
MB 240-7692/4-A	Method Blank	46	48	47	44

Surrogate Legend

TCX = Tetrachloro-m-xylene
DCB = DCB Decachlorobiphenyl

Method: 8330/8330A - Nitroaromatics & Nitramines: Explosives (8330/A)

Matrix: Water **Prep Type: Total**

		Percent Surrogate Recovery (Acceptance Limits)
		DNT
Lab Sample ID	Client Sample ID	(79-111)
240-1653-1	EQUIP RINSATE 1	91
G1G080000028B	Method Blank	89
G1G080000028C	Lab Control Sample	92

Surrogate Legend

DNT = 3,4-Dinitrotoluene

Method: 8270C/DoD - Semivolatile Organic Compounds (GC/MS)

Lab Sample ID: MB 240-7492/3-A
Matrix: Water
Analysis Batch: 11019

Client Sample ID: Method Blank
Prep Type: Total/NA
Prep Batch: 7492

Analyte	MB Result	MB Qualifier	LOQ	DL	Unit	D	Prepared	Analyzed	Dil Fac
Acenaphthene	0.10	U	0.20	0.10	ug/L		07/07/11 10:27	08/05/11 12:21	1
Acenaphthylene	0.10	U	0.20	0.10	ug/L		07/07/11 10:27	08/05/11 12:21	1
Anthracene	0.10	U	0.20	0.10	ug/L		07/07/11 10:27	08/05/11 12:21	1
Benzo[a]anthracene	0.10	U	0.20	0.10	ug/L		07/07/11 10:27	08/05/11 12:21	1
Benzoic acid	10	U	25	10	ug/L		07/07/11 10:27	08/05/11 12:21	1
Benzo[b]fluoranthene	0.10	U	0.20	0.10	ug/L		07/07/11 10:27	08/05/11 12:21	1
Benzo[k]fluoranthene	0.10	U	0.20	0.10	ug/L		07/07/11 10:27	08/05/11 12:21	1
Benzyl alcohol	0.80	U	5.0	0.38	ug/L		07/07/11 10:27	08/05/11 12:21	1
Bis(2-chloroethoxy)methane	0.80	U	1.0	0.32	ug/L		07/07/11 10:27	08/05/11 12:21	1
Bis(2-chloroethyl)ether	0.10	U	1.0	0.10	ug/L		07/07/11 10:27	08/05/11 12:21	1
4-Bromophenyl phenyl ether	0.80	U	2.0	0.80	ug/L		07/07/11 10:27	08/05/11 12:21	1
Butyl benzyl phthalate	0.80	U	1.0	0.80	ug/L		07/07/11 10:27	08/05/11 12:21	1
2,4-Dimethylphenol	0.80	U	2.0	0.80	ug/L		07/07/11 10:27	08/05/11 12:21	1
Dimethyl phthalate	0.80	U	1.0	0.29	ug/L		07/07/11 10:27	08/05/11 12:21	1
4,6-Dinitro-2-methylphenol	2.4	U	5.0	2.4	ug/L		07/07/11 10:27	08/05/11 12:21	1
2,4-Dinitrophenol	2.4	U	5.0	2.4	ug/L		07/07/11 10:27	08/05/11 12:21	1
2,4-Dinitrotoluene	0.80	U	5.0	0.27	ug/L		07/07/11 10:27	08/05/11 12:21	1
2,6-Dinitrotoluene	0.80	U	5.0	0.80	ug/L		07/07/11 10:27	08/05/11 12:21	1
Fluoranthene	0.10	U	0.20	0.10	ug/L		07/07/11 10:27	08/05/11 12:21	1
Fluorene	0.10	U	0.20	0.10	ug/L		07/07/11 10:27	08/05/11 12:21	1
Hexachlorobenzene	0.10	U	0.20	0.10	ug/L		07/07/11 10:27	08/05/11 12:21	1
Hexachlorobutadiene	0.80	U	1.0	0.27	ug/L		07/07/11 10:27	08/05/11 12:21	1
Hexachlorocyclopentadiene	0.80	U	10	0.80	ug/L		07/07/11 10:27	08/05/11 12:21	1
Hexachloroethane	0.80	U	1.0	0.80	ug/L		07/07/11 10:27	08/05/11 12:21	1
N-Nitrosodiphenylamine	0.80	U	1.0	0.31	ug/L		07/07/11 10:27	08/05/11 12:21	1
N-Nitrosodi-n-propylamine	0.80	U	1.0	0.80	ug/L		07/07/11 10:27	08/05/11 12:21	1
1,4-Dichlorobenzene	0.80	U	1.0	0.34	ug/L		07/07/11 10:27	08/05/11 12:21	1
2-Chloronaphthalene	0.10	U	1.0	0.10	ug/L		07/07/11 10:27	08/05/11 12:21	1
2-Chlorophenol	0.80	U	1.0	0.29	ug/L		07/07/11 10:27	08/05/11 12:21	1
4-Chlorophenyl phenyl ether	0.80	U	2.0	0.30	ug/L		07/07/11 10:27	08/05/11 12:21	1
Chrysene	0.10	U	0.20	0.10	ug/L		07/07/11 10:27	08/05/11 12:21	1
Dibenz(a,h)anthracene	0.10	U	0.20	0.10	ug/L		07/07/11 10:27	08/05/11 12:21	1
Dibenzofuran	0.10	U	1.0	0.10	ug/L		07/07/11 10:27	08/05/11 12:21	1
Benzo[g,h,i]perylene	0.10	U	0.20	0.10	ug/L		07/07/11 10:27	08/05/11 12:21	1
Benzo[a]pyrene	0.10	U	0.20	0.10	ug/L		07/07/11 10:27	08/05/11 12:21	1
Di-n-butyl phthalate	0.80	U	1.0	0.67	ug/L		07/07/11 10:27	08/05/11 12:21	1
1,2-Dichlorobenzene	0.80	U	1.0	0.29	ug/L		07/07/11 10:27	08/05/11 12:21	1
1,3-Dichlorobenzene	0.80	U	1.0	0.80	ug/L		07/07/11 10:27	08/05/11 12:21	1
3,3'-Dichlorobenzidine	0.80	U	5.0	0.37	ug/L		07/07/11 10:27	08/05/11 12:21	1
2,4-Dichlorophenol	0.80	U	2.0	0.80	ug/L		07/07/11 10:27	08/05/11 12:21	1
Diethyl phthalate	0.80	U	1.0	0.60	ug/L		07/07/11 10:27	08/05/11 12:21	1
Indeno[1,2,3-cd]pyrene	0.10	U	0.20	0.10	ug/L		07/07/11 10:27	08/05/11 12:21	1
Isophorone	0.80	U	1.0	0.27	ug/L		07/07/11 10:27	08/05/11 12:21	1
2-Methylnaphthalene	0.10	U	0.20	0.10	ug/L		07/07/11 10:27	08/05/11 12:21	1
2-Methylphenol	0.80	U	1.0	0.80	ug/L		07/07/11 10:27	08/05/11 12:21	1
Naphthalene	0.10	U	0.20	0.10	ug/L		07/07/11 10:27	08/05/11 12:21	1
2-Nitroaniline	0.80	U	2.0	0.80	ug/L		07/07/11 10:27	08/05/11 12:21	1
3-Nitroaniline	0.80	U	2.0	0.28	ug/L		07/07/11 10:27	08/05/11 12:21	1
4-Nitroaniline	0.80	U	2.0	0.80	ug/L		07/07/11 10:27	08/05/11 12:21	1

Method: 8270C/DoD - Semivolatile Organic Compounds (GC/MS) (Continued)

Lab Sample ID: MB 240-7492/3-A
Matrix: Water
Analysis Batch: 11019

Client Sample ID: Method Blank
Prep Type: Total/NA
Prep Batch: 7492

Analyte	MB Result	MB Qualifier	LOQ	DL	Unit	D	Prepared	Analyzed	Dil Fac
Nitrobenzene	0.10	U	1.0	0.040	ug/L		07/07/11 10:27	08/05/11 12:21	1
2-Nitrophenol	0.80	U	2.0	0.28	ug/L		07/07/11 10:27	08/05/11 12:21	1
4-Nitrophenol	2.4	U	5.0	2.4	ug/L		07/07/11 10:27	08/05/11 12:21	1
Pyrene	0.10	U	0.20	0.10	ug/L		07/07/11 10:27	08/05/11 12:21	1
Pentachlorophenol	2.4	U	5.0	2.4	ug/L		07/07/11 10:27	08/05/11 12:21	1
Phenanthrene	0.10	U	0.20	0.10	ug/L		07/07/11 10:27	08/05/11 12:21	1
1,2,4-Trichlorobenzene	0.80	U	1.0	0.28	ug/L		07/07/11 10:27	08/05/11 12:21	1
2,4,5-Trichlorophenol	0.80	U	5.0	0.30	ug/L		07/07/11 10:27	08/05/11 12:21	1
2,4,6-Trichlorophenol	0.80	U	5.0	0.80	ug/L		07/07/11 10:27	08/05/11 12:21	1
Phenol	0.80	U	1.0	0.60	ug/L		07/07/11 10:27	08/05/11 12:21	1
Carbazole	0.80	U	1.0	0.28	ug/L		07/07/11 10:27	08/05/11 12:21	1
4-Chloroaniline	0.80	U	2.0	0.80	ug/L		07/07/11 10:27	08/05/11 12:21	1
3 & 4 Methylphenol	0.80	U	2.0	0.80	ug/L		07/07/11 10:27	08/05/11 12:21	1
Bis(2-ethylhexyl) phthalate	2.50		2.0	0.80	ug/L		07/07/11 10:27	08/05/11 12:21	1
Di-n-octyl phthalate	0.80	U	1.0	0.80	ug/L		07/07/11 10:27	08/05/11 12:21	1
4-Chloro-3-methylphenol	0.80	U	2.0	0.80	ug/L		07/07/11 10:27	08/05/11 12:21	1
bis (2-Chloroisopropyl) ether	0.80	U	1.0	0.40	ug/L		07/07/11 10:27	08/05/11 12:21	1

Surrogate	*MB % Recovery*	*MB Qualifier*	*Limits*	*Prepared*	*Analyzed*	*Dil Fac*
2-Fluorobiphenyl (Surr)	*59*		*50 - 110*	*07/07/11 10:27*	*08/05/11 12:21*	*1*
2-Fluorophenol (Surr)	*65*		*20 - 110*	*07/07/11 10:27*	*08/05/11 12:21*	*1*
Nitrobenzene-d5 (Surr)	*63*		*40 - 110*	*07/07/11 10:27*	*08/05/11 12:21*	*1*
Terphenyl-d14 (Surr)	*70*		*50 - 135*	*07/07/11 10:27*	*08/05/11 12:21*	*1*
2,4,6-Tribromophenol (Surr)	*56*		*40 - 125*	*07/07/11 10:27*	*08/05/11 12:21*	*1*
Phenol-d5 (Surr)	*67*		*10 - 115*	*07/07/11 10:27*	*08/05/11 12:21*	*1*

Lab Sample ID: LCS 240-7492/4-A
Matrix: Water
Analysis Batch: 11019

Client Sample ID: Lab Control Sample
Prep Type: Total/NA
Prep Batch: 7492

Analyte	Spike Added	LCS Result	LCS Qualifier	Unit	D	% Rec	% Rec. Limits
Acenaphthene	20.0	11.0		ug/L		55	45 - 110
Acenaphthylene	20.0	11.3		ug/L		57	50 - 105
Anthracene	20.0	11.9		ug/L		59	55 - 110
Benzo[a]anthracene	20.0	11.7		ug/L		59	55 - 110
Benzoic acid	20.0	10	U M	ug/L		34	0 - 125
Benzo[b]fluoranthene	20.0	11.7		ug/L		59	45 - 120
Benzo[k]fluoranthene	20.0	12.3		ug/L		62	45 - 125
Benzyl alcohol	20.0	13.0		ug/L		65	30 - 110
Bis(2-chloroethoxy)methane	20.0	12.2		ug/L		61	45 - 105
Bis(2-chloroethyl)ether	20.0	13.2		ug/L		66	35 - 110
4-Bromophenyl phenyl ether	20.0	12.0		ug/L		60	50 - 115
Butyl benzyl phthalate	20.0	12.9		ug/L		65	45 - 115
2,4-Dimethylphenol	20.0	8.60		ug/L		43	30 - 110
Dimethyl phthalate	20.0	12.2		ug/L		61	25 - 125
4,6-Dinitro-2-methylphenol	20.0	11.5		ug/L		57	40 - 130
2,4-Dinitrophenol	20.0	7.12		ug/L		36	15 - 140
2,4-Dinitrotoluene	20.0	13.1		ug/L		65	50 - 120
2,6-Dinitrotoluene	20.0	13.5		ug/L		67	50 - 115

Method: 8270C/DoD - Semivolatile Organic Compounds (GC/MS) (Continued)

Lab Sample ID: LCS 240-7492/4-A
Matrix: Water
Analysis Batch: 11019

Client Sample ID: Lab Control Sample
Prep Type: Total/NA
Prep Batch: 7492

Analyte	Spike Added	LCS Result	LCS Qualifier	Unit	D	% Rec	% Rec. Limits
Fluoranthene	20.0	12.4		ug/L		62	55 - 115
Fluorene	20.0	11.6		ug/L		58	50 - 110
Hexachlorobenzene	20.0	11.7		ug/L		59	50 - 110
Hexachlorobutadiene	20.0	8.96		ug/L		45	25 - 105
Hexachloroethane	20.0	9.70		ug/L		49	30 - 95
N-Nitrosodiphenylamine	20.0	12.0		ug/L		60	50 - 110
N-Nitrosodi-n-propylamine	20.0	14.1		ug/L		71	35 - 130
1,4-Dichlorobenzene	20.0	10.5	M	ug/L		53	30 - 100
2-Chloronaphthalene	20.0	11.1		ug/L		56	50 - 105
2-Chlorophenol	20.0	11.0		ug/L		55	35 - 105
4-Chlorophenyl phenyl ether	20.0	12.0		ug/L		60	50 - 110
Chrysene	20.0	11.7		ug/L		59	55 - 110
Dibenz(a,h)anthracene	20.0	12.9		ug/L		65	40 - 125
Dibenzofuran	20.0	11.7		ug/L		59	55 - 105
Benzo[g,h,i]perylene	20.0	12.8		ug/L		64	40 - 125
Benzo[a]pyrene	20.0	10.2	Q	ug/L		51	55 - 110
Di-n-butyl phthalate	20.0	12.7		ug/L		63	55 - 115
1,2-Dichlorobenzene	20.0	10.4		ug/L		52	35 - 100
1,3-Dichlorobenzene	20.0	9.52		ug/L		48	30 - 100
3,3'-Dichlorobenzidine	20.0	8.10		ug/L		41	20 - 110
2,4-Dichlorophenol	20.0	11.1		ug/L		56	50 - 105
Diethyl phthalate	20.0	11.8		ug/L		59	40 - 120
Indeno[1,2,3-cd]pyrene	20.0	12.9		ug/L		64	45 - 125
Isophorone	20.0	12.2		ug/L		61	50 - 110
2-Methylnaphthalene	20.0	13.5		ug/L		68	45 - 105
2-Methylphenol	20.0	14.0		ug/L		70	40 - 110
Naphthalene	20.0	10.8		ug/L		54	40 - 100
2-Nitroaniline	20.0	12.7		ug/L		63	50 - 115
3-Nitroaniline	20.0	12.6		ug/L		63	20 - 125
4-Nitroaniline	20.0	11.6		ug/L		58	35 - 120
Nitrobenzene	20.0	11.5		ug/L		58	45 - 110
2-Nitrophenol	20.0	11.6		ug/L		58	40 - 115
4-Nitrophenol	20.0	11.6		ug/L		58	0 - 125
Pyrene	20.0	11.7		ug/L		58	50 - 130
Pentachlorophenol	20.0	8.12		ug/L		41	40 - 115
Phenanthrene	20.0	11.7		ug/L		59	50 - 115
1,2,4-Trichlorobenzene	20.0	9.76		ug/L		49	35 - 105
2,4,5-Trichlorophenol	20.0	11.4		ug/L		57	50 - 110
2,4,6-Trichlorophenol	20.0	10.8		ug/L		54	50 - 115
Phenol	20.0	12.5		ug/L		63	0 - 115
Carbazole	20.0	12.4		ug/L		62	50 - 115
4-Chloroaniline	20.0	10.8		ug/L		54	15 - 110
3 & 4 Methylphenol	40.0	27.2		ug/L		68	30 - 110
Bis(2-ethylhexyl) phthalate	20.0	14.0		ug/L		70	40 - 125
Di-n-octyl phthalate	20.0	12.6		ug/L		63	35 - 135
4-Chloro-3-methylphenol	20.0	12.8		ug/L		64	45 - 110
bis (2-Chloroisopropyl) ether	20.0	14.2		ug/L		71	25 - 130

Method: 8270C/DoD - Semivolatile Organic Compounds (GC/MS) (Continued)

Lab Sample ID: LCS 240-7492/4-A
Matrix: Water
Analysis Batch: 11019

Client Sample ID: Lab Control Sample
Prep Type: Total/NA
Prep Batch: 7492

Surrogate	*LCS % Recovery*	*LCS Qualifier*	*Limits*
2-Fluorobiphenyl (Surr)	*55*		*50 - 110*
2-Fluorophenol (Surr)	*58*		*20 - 110*
Nitrobenzene-d5 (Surr)	*57*		*40 - 110*
Terphenyl-d14 (Surr)	*68*		*50 - 135*
2,4,6-Tribromophenol (Surr)	*56*		*40 - 125*
Phenol-d5 (Surr)	*68*		*10 - 115*

Method: 8081/DOD - Organochlorine Pesticides (GC)

Lab Sample ID: MB 240-7260/2-A
Matrix: Water
Analysis Batch: 10326

Client Sample ID: Method Blank
Prep Type: Total/NA
Prep Batch: 7260

Analyte	MB Result	MB Qualifier	LOQ	DL	Unit	D	Prepared	Analyzed	Dil Fac
4,4'-DDD	0.010	U	0.050	0.0096	ug/L		07/06/11 08:41	07/30/11 22:52	1
4,4'-DDD	0.010	U	0.050	0.0096	ug/L		07/06/11 08:41	07/30/11 22:52	1
4,4'-DDE	0.010	U	0.050	0.0097	ug/L		07/06/11 08:41	07/30/11 22:52	1
4,4'-DDE	0.010	U	0.050	0.0097	ug/L		07/06/11 08:41	07/30/11 22:52	1
4,4'-DDT	0.030	U	0.050	0.016	ug/L		07/06/11 08:41	07/30/11 22:52	1
4,4'-DDT	0.030	U	0.050	0.016	ug/L		07/06/11 08:41	07/30/11 22:52	1
Aldrin	0.010	U	0.050	0.0082	ug/L		07/06/11 08:41	07/30/11 22:52	1
Aldrin	0.010	U	0.050	0.0082	ug/L		07/06/11 08:41	07/30/11 22:52	1
alpha-BHC	0.010	U	0.050	0.0070	ug/L		07/06/11 08:41	07/30/11 22:52	1
alpha-BHC	0.010	U	0.050	0.0070	ug/L		07/06/11 08:41	07/30/11 22:52	1
alpha-Chlordane	0.010	U	0.050	0.014	ug/L		07/06/11 08:41	07/30/11 22:52	1
alpha-Chlordane	0.010	U	0.050	0.014	ug/L		07/06/11 08:41	07/30/11 22:52	1
beta-BHC	0.010	U	0.050	0.0084	ug/L		07/06/11 08:41	07/30/11 22:52	1
beta-BHC	0.010	U	0.050	0.0084	ug/L		07/06/11 08:41	07/30/11 22:52	1
delta-BHC	0.010	U	0.050	0.0087	ug/L		07/06/11 08:41	07/30/11 22:52	1
delta-BHC	0.010	U	0.050	0.0087	ug/L		07/06/11 08:41	07/30/11 22:52	1
Dieldrin	0.010	U	0.050	0.0075	ug/L		07/06/11 08:41	07/30/11 22:52	1
Dieldrin	0.010	U	0.050	0.0075	ug/L		07/06/11 08:41	07/30/11 22:52	1
Endosulfan I	0.010	U	0.050	0.013	ug/L		07/06/11 08:41	07/30/11 22:52	1
Endosulfan I	0.010	U	0.050	0.013	ug/L		07/06/11 08:41	07/30/11 22:52	1
Endosulfan II	0.010	U	0.050	0.012	ug/L		07/06/11 08:41	07/30/11 22:52	1
Endosulfan II	0.010	U	0.050	0.012	ug/L		07/06/11 08:41	07/30/11 22:52	1
Endosulfan sulfate	0.010	U	0.050	0.011	ug/L		07/06/11 08:41	07/30/11 22:52	1
Endosulfan sulfate	0.010	U	0.050	0.011	ug/L		07/06/11 08:41	07/30/11 22:52	1
Endrin	0.010	U	0.050	0.011	ug/L		07/06/11 08:41	07/30/11 22:52	1
Endrin	0.010	U	0.050	0.011	ug/L		07/06/11 08:41	07/30/11 22:52	1
Endrin aldehyde	0.010	U	0.050	0.011	ug/L		07/06/11 08:41	07/30/11 22:52	1
Endrin aldehyde	0.010	U	0.050	0.011	ug/L		07/06/11 08:41	07/30/11 22:52	1
Endrin ketone	0.010	U	0.050	0.0078	ug/L		07/06/11 08:41	07/30/11 22:52	1
Endrin ketone	0.010	U	0.050	0.0078	ug/L		07/06/11 08:41	07/30/11 22:52	1
gamma-BHC (Lindane)	0.010	U	0.050	0.0064	ug/L		07/06/11 08:41	07/30/11 22:52	1
gamma-BHC (Lindane)	0.010	U	0.050	0.0064	ug/L		07/06/11 08:41	07/30/11 22:52	1
gamma-Chlordane	0.010	U	0.050	0.012	ug/L		07/06/11 08:41	07/30/11 22:52	1
gamma-Chlordane	0.010	U	0.050	0.012	ug/L		07/06/11 08:41	07/30/11 22:52	1
Heptachlor	0.010	U	0.050	0.0080	ug/L		07/06/11 08:41	07/30/11 22:52	1

Method: 8081/DOD - Organochlorine Pesticides (GC) (Continued)

Lab Sample ID: MB 240-7260/2-A | **Client Sample ID: Method Blank**
Matrix: Water | **Prep Type: Total/NA**
Analysis Batch: 10326 | **Prep Batch: 7260**

Analyte	MB Result	MB Qualifier	LOQ	DL	Unit	D	Prepared	Analyzed	Dil Fac
Heptachlor	0.010	U	0.050	0.0080	ug/L		07/06/11 08:41	07/30/11 22:52	1
Heptachlor epoxide	0.010	U	0.050	0.0071	ug/L		07/06/11 08:41	07/30/11 22:52	1
Heptachlor epoxide	0.010	U	0.050	0.0071	ug/L		07/06/11 08:41	07/30/11 22:52	1
Methoxychlor	0.030	U	0.10	0.032	ug/L		07/06/11 08:41	07/30/11 22:52	1
Methoxychlor	0.030	U	0.10	0.032	ug/L		07/06/11 08:41	07/30/11 22:52	1
Toxaphene	0.50	U	2.0	0.32	ug/L		07/06/11 08:41	07/30/11 22:52	1
Toxaphene	0.50	U	2.0	0.32	ug/L		07/06/11 08:41	07/30/11 22:52	1

Surrogate	*MB % Recovery*	*MB Qualifier*	*Limits*	*Prepared*	*Analyzed*	*Dil Fac*
DCB Decachlorobiphenyl	*104*		*30 - 135*	*07/06/11 08:41*	*07/30/11 22:52*	*1*
DCB Decachlorobiphenyl	*106*		*30 - 135*	*07/06/11 08:41*	*07/30/11 22:52*	*1*
Tetrachloro-m-xylene	*102*		*25 - 140*	*07/06/11 08:41*	*07/30/11 22:52*	*1*
Tetrachloro-m-xylene	*86*		*25 - 140*	*07/06/11 08:41*	*07/30/11 22:52*	*1*

Lab Sample ID: LCS 240-7260/3-A | **Client Sample ID: Lab Control Sample**
Matrix: Water | **Prep Type: Total/NA**
Analysis Batch: 10326 | **Prep Batch: 7260**

Analyte	Spike Added	LCS Result	LCS Qualifier	Unit	D	% Rec	% Rec. Limits
4,4'-DDD	1.00	1.08		ug/L		108	25 - 150
4,4'-DDD	1.00	1.12		ug/L		112	25 - 150
4,4'-DDE	1.00	1.20		ug/L		120	35 - 140
4,4'-DDE	1.00	1.22		ug/L		122	35 - 140
4,4'-DDT	1.00	0.860		ug/L		86	45 - 140
4,4'-DDT	1.00	0.841		ug/L		84	45 - 140
Aldrin	1.00	1.07		ug/L		107	25 - 140
Aldrin	1.00	1.14		ug/L		114	25 - 140
alpha-BHC	1.00	1.12		ug/L		112	60 - 130
alpha-BHC	1.00	1.21		ug/L		121	60 - 130
alpha-Chlordane	1.00	1.09		ug/L		109	65 - 125
alpha-Chlordane	1.00	1.14		ug/L		114	65 - 125
beta-BHC	1.00	1.08		ug/L		108	65 - 125
beta-BHC	1.00	1.11		ug/L		111	65 - 125
delta-BHC	1.00	1.05		ug/L		105	45 - 135
delta-BHC	1.00	1.15		ug/L		115	45 - 135
Dieldrin	1.00	1.10		ug/L		110	60 - 130
Dieldrin	1.00	1.10		ug/L		110	60 - 130
Endosulfan I	1.00	0.523		ug/L		52	50 - 110
Endosulfan I	1.00	0.554		ug/L		55	50 - 110
Endosulfan II	1.00	0.631		ug/L		63	30 - 130
Endosulfan II	1.00	0.645		ug/L		65	30 - 130
Endosulfan sulfate	1.00	0.967		ug/L		97	55 - 135
Endosulfan sulfate	1.00	1.01		ug/L		101	55 - 135
Endrin	1.00	0.950		ug/L		95	55 - 135
Endrin	1.00	1.08		ug/L		108	55 - 135
Endrin aldehyde	1.00	0.696		ug/L		70	55 - 135
Endrin aldehyde	1.00	0.683		ug/L		68	55 - 135
Endrin ketone	1.00	0.837		ug/L		84	75 - 125
Endrin ketone	1.00	0.877		ug/L		88	75 - 125

Method: 8081/DOD - Organochlorine Pesticides (GC) (Continued)

Lab Sample ID: LCS 240-7260/3-A
Matrix: Water
Analysis Batch: 10326

Client Sample ID: Lab Control Sample
Prep Type: Total/NA
Prep Batch: 7260

Analyte	Spike Added	LCS Result	LCS Qualifier	Unit	D	% Rec	% Rec. Limits
gamma-BHC (Lindane)	1.00	1.01		ug/L		101	25 - 135
gamma-BHC (Lindane)	1.00	1.06		ug/L		106	25 - 135
gamma-Chlordane	1.00	1.11		ug/L		111	60 - 125
gamma-Chlordane	1.00	1.14		ug/L		114	60 - 125
Heptachlor	1.00	0.850		ug/L		85	40 - 130
Heptachlor	1.00	0.870		ug/L		87	40 - 130
Heptachlor epoxide	1.00	1.07		ug/L		107	60 - 130
Heptachlor epoxide	1.00	1.13		ug/L		113	60 - 130
Methoxychlor	1.00	0.817		ug/L		82	55 - 150
Methoxychlor	1.00	0.878		ug/L		88	55 - 150

Surrogate	*LCS % Recovery*	*LCS Qualifier*	*Limits*
DCB Decachlorobiphenyl	*69*		*30 - 135*
DCB Decachlorobiphenyl	*64*		*30 - 135*
Tetrachloro-m-xylene	*129*		*25 - 140*
Tetrachloro-m-xylene	*84*		*25 - 140*

Method: 8082/DOD - Polychlorinated Biphenyls (PCBs) by Gas Chromatography

Lab Sample ID: MB 240-7692/4-A
Matrix: Water
Analysis Batch: 8509

Client Sample ID: Method Blank
Prep Type: Total/NA
Prep Batch: 7692

Analyte	MB Result	MB Qualifier	LOQ	DL	Unit	D	Prepared	Analyzed	Dil Fac
Aroclor 1016	0.20	U	0.50	0.17	ug/L		07/08/11 10:55	07/15/11 04:08	1
Aroclor 1016	0.20	U	0.50	0.17	ug/L		07/08/11 10:55	07/15/11 04:08	1
Aroclor 1221	0.20	U	0.50	0.13	ug/L		07/08/11 10:55	07/15/11 04:08	1
Aroclor 1221	0.20	U	0.50	0.13	ug/L		07/08/11 10:55	07/15/11 04:08	1
Aroclor 1232	0.20	U	0.50	0.16	ug/L		07/08/11 10:55	07/15/11 04:08	1
Aroclor 1232	0.20	U	0.50	0.16	ug/L		07/08/11 10:55	07/15/11 04:08	1
Aroclor 1242	0.40	U	0.50	0.22	ug/L		07/08/11 10:55	07/15/11 04:08	1
Aroclor 1242	0.40	U	0.50	0.22	ug/L		07/08/11 10:55	07/15/11 04:08	1
Aroclor 1248	0.20	U	0.50	0.10	ug/L		07/08/11 10:55	07/15/11 04:08	1
Aroclor 1248	0.20	U	0.50	0.10	ug/L		07/08/11 10:55	07/15/11 04:08	1
Aroclor 1254	0.20	U	0.50	0.16	ug/L		07/08/11 10:55	07/15/11 04:08	1
Aroclor 1254	0.20	U	0.50	0.16	ug/L		07/08/11 10:55	07/15/11 04:08	1
Aroclor 1260	0.20	U	0.50	0.17	ug/L		07/08/11 10:55	07/15/11 04:08	1
Aroclor 1260	0.20	U	0.50	0.17	ug/L		07/08/11 10:55	07/15/11 04:08	1

Surrogate	*MB % Recovery*	*MB Qualifier*	*Limits*	*Prepared*	*Analyzed*	*Dil Fac*
Tetrachloro-m-xylene	*46*		*40 - 140*	*07/08/11 10:55*	*07/15/11 04:08*	*1*
Tetrachloro-m-xylene	*48*		*40 - 140*	*07/08/11 10:55*	*07/15/11 04:08*	*1*
DCB Decachlorobiphenyl	*47*		*40 - 135*	*07/08/11 10:55*	*07/15/11 04:08*	*1*
DCB Decachlorobiphenyl	*44*		*40 - 135*	*07/08/11 10:55*	*07/15/11 04:08*	*1*

Method: 8082/DOD - Polychlorinated Biphenyls (PCBs) by Gas Chromatography (Continued)

Lab Sample ID: LCS 240-7692/5-A — **Client Sample ID: Lab Control Sample**
Matrix: Water — **Prep Type: Total/NA**
Analysis Batch: 8509 — **Prep Batch: 7692**

Analyte	Spike Added	LCS Result	LCS Qualifier	Unit	D	% Rec	% Rec. Limits
Aroclor 1016	10.0	7.33		ug/L		73	25 - 145
Aroclor 1016	10.0	7.19		ug/L		72	25 - 145
Aroclor 1260	10.0	8.23		ug/L		82	30 - 145
Aroclor 1260	10.0	7.82		ug/L		78	30 - 145

Surrogate	*LCS % Recovery*	*LCS Qualifier*	*Limits*
Tetrachloro-m-xylene	*67*		*40 - 140*
Tetrachloro-m-xylene	*68*		*40 - 140*
DCB Decachlorobiphenyl	*40*		*40 - 135*
DCB Decachlorobiphenyl	*34*	*Q*	*40 - 135*

Method: 8330 (Modified) - Organic Compounds by UV/HPLC

Lab Sample ID: G1G200000051B — **Client Sample ID: Method Blank**
Matrix: Water — **Prep Type: Dissolved**
Analysis Batch: 1201051 — **Prep Batch: 1201051_P**

Analyte	MB Result	MB Qualifier	LOQ	MDL	Unit	D	Prepared	Analyzed	Dil Fac
Nitroguanidine	6.0 U		20	2.4	ug/L		07/20/11 08:50	07/27/11 12:08	1

Lab Sample ID: G1G200000051C — **Client Sample ID: Lab Control Sample**
Matrix: Water — **Prep Type: Dissolved**
Analysis Batch: 1201051 — **Prep Batch: 1201051_P**

Analyte	Spike Added	LCS Result	LCS Qualifier	Unit	D	% Rec	% Rec. Limits
Nitroguanidine	250	232		ug/L		93	73 - 117

Lab Sample ID: 240-1653-1 MS — **Client Sample ID: EQUIP RINSATE 1**
Matrix: Water — **Prep Type: Dissolved**
Analysis Batch: 1201051 — **Prep Batch: 1201051_P**

Analyte	Sample Result	Sample Qualifier	Spike Added	MS Result	MS Qualifier	Unit	D	% Rec	% Rec. Limits
Nitroguanidine	6.0 U		250	240		ug/L		96	73 - 117

Lab Sample ID: 240-1653-1 MSD — **Client Sample ID: EQUIP RINSATE 1**
Matrix: Water — **Prep Type: Dissolved**
Analysis Batch: 1201051 — **Prep Batch: 1201051_P**

Analyte	Sample Result	Sample Qualifier	Spike Added	MSD Result	MSD Qualifier	Unit	D	% Rec	% Rec. Limits	RPD	RPD Limit
Nitroguanidine	6.0 U		250	250		ug/L		100	73 - 117	4.3	15

Method: 8330/8330A - Nitroaromatics & Nitramines: Explosives (8330/A)

Lab Sample ID: G1G080000028B — **Client Sample ID: Method Blank**
Matrix: Water — **Prep Type: Total**
Analysis Batch: 1189028 — **Prep Batch: 1189028_P**

Analyte	MB Result	MB Qualifier	LOQ	MDL	Unit	D	Prepared	Analyzed	Dil Fac
Nitroglycerin	0.50 U		0.65	0.33	ug/L		07/08/11 06:30	07/15/11 04:41	1
PETN	0.50 U		0.65	0.30	ug/L		07/08/11 06:30	07/15/11 04:41	1

Method: 8330/8330A - Nitroaromatics & Nitramines: Explosives (8330/A) (Continued)

Lab Sample ID: G1G080000028B
Matrix: Water
Analysis Batch: 1189028

Client Sample ID: Method Blank
Prep Type: Total
Prep Batch: 1189028_P

Analyte	MB Result	MB Qualifier	LOQ	MDL	Unit	D	Prepared	Analyzed	Dil Fac
2-Amino-4,6-dinitrotoluene	0.10 U		0.20	0.10	ug/L		07/08/11 06:30	07/15/11 04:41	1
4-Amino-2,6-dinitrotoluene	0.050 U		0.10	0.050	ug/L		07/08/11 06:30	07/15/11 04:41	1
1,3-Dinitrobenzene	0.050 U		0.10	0.050	ug/L		07/08/11 06:30	07/15/11 04:41	1
2,4-Dinitrotoluene	0.050 U		0.10	0.050	ug/L		07/08/11 06:30	07/15/11 04:41	1
2,6-Dinitrotoluene	0.050 U		0.10	0.050	ug/L		07/08/11 06:30	07/15/11 04:41	1
HMX	0.050 U		0.10	0.036	ug/L		07/08/11 06:30	07/15/11 04:41	1
Nitrobenzene	0.050 U		0.10	0.050	ug/L		07/08/11 06:30	07/15/11 04:41	1
2-Nitrotoluene	0.10 U		0.50	0.088	ug/L		07/08/11 06:30	07/15/11 04:41	1
3-Nitrotoluene	0.10 U		0.50	0.057	ug/L		07/08/11 06:30	07/15/11 04:41	1
4-Nitrotoluene	0.10 U		0.65	0.088	ug/L		07/08/11 06:30	07/15/11 04:41	1
RDX	0.050 U		0.10	0.036	ug/L		07/08/11 06:30	07/15/11 04:41	1
Tetryl	0.050 U		0.10	0.050	ug/L		07/08/11 06:30	07/15/11 04:41	1
1,3,5-Trinitrobenzene	0.050 U		0.10	0.030	ug/L		07/08/11 06:30	07/15/11 04:41	1
2,4,6-Trinitrotoluene	0.050 U		0.10	0.050	ug/L		07/08/11 06:30	07/15/11 04:41	1

Surrogate	*MB % Recovery*	*MB Qualifier*	*Limits*	*Prepared*	*Analyzed*	*Dil Fac*
3,4-Dinitrotoluene	*89*		*79 - 111*	*07/08/11 06:30*	*07/15/11 04:41*	*1*

Lab Sample ID: G1G080000028C
Matrix: Water
Analysis Batch: 1189028

Client Sample ID: Lab Control Sample
Prep Type: Total
Prep Batch: 1189028_P

Analyte	Spike Added	LCS Result	LCS Qualifier	Unit	D	% Rec	% Rec. Limits
Nitroglycerin	5.00	4.76		ug/L		95	85 - 115
PETN	5.00	4.58		ug/L		92	84 - 117
2-Amino-4,6-dinitrotoluene	1.00	1.05		ug/L		105	50 - 155
4-Amino-2,6-dinitrotoluene	1.00	1.03		ug/L		103	55 - 155
1,3-Dinitrobenzene	1.00	1.10		ug/L		110	45 - 160
2,4-Dinitrotoluene	1.00	1.05		ug/L		105	60 - 135
2,6-Dinitrotoluene	1.00	1.07		ug/L		107	60 - 135
HMX	1.00	1.01		ug/L		101	80 - 115
Nitrobenzene	1.00	1.11		ug/L		111	50 - 140
2-Nitrotoluene	1.00	1.01		ug/L		101	45 - 135
3-Nitrotoluene	1.00	1.00		ug/L		100	50 - 130
4-Nitrotoluene	1.00	1.02		ug/L		102	50 - 130
RDX	1.00	1.24		ug/L		124	50 - 160
Tetryl	1.00	0.992		ug/L		99	20 - 175
1,3,5-Trinitrobenzene	1.00	1.07		ug/L		107	65 - 140
2,4,6-Trinitrotoluene	1.00	0.952		ug/L		95	50 - 145

Surrogate	*LCS % Recovery*	*LCS Qualifier*	*Limits*
3,4-Dinitrotoluene	*92*		*79 - 111*

Method: 6020/DOD - Metals (ICP/MS)

Lab Sample ID: MB 240-10075/1-A
Matrix: Water
Analysis Batch: 13699

Client Sample ID: Method Blank
Prep Type: Total Recoverable
Prep Batch: 10075

Analyte	MB Result	MB Qualifier	LOQ	DL	Unit	D	Prepared	Analyzed	Dil Fac
Aluminum	60	U	60	20	ug/L		07/28/11 11:13	08/29/11 11:33	1
Antimony	0.50	U	2.0	0.21	ug/L		07/28/11 11:13	08/29/11 11:33	1
Arsenic	1.0	U	5.0	0.44	ug/L		07/28/11 11:13	08/29/11 11:33	1
Barium	4.0	U	5.0	1.6	ug/L		07/28/11 11:13	08/29/11 11:33	1
Beryllium	0.10	U	1.0	0.033	ug/L		07/28/11 11:13	08/29/11 11:33	1
Cadmium	0.070	U	2.0	0.023	ug/L		07/28/11 11:13	08/29/11 11:33	1
Calcium	1000	U	2000	540	ug/L		07/28/11 11:13	08/29/11 11:33	1
Chromium	1.5	U	2.0	0.53	ug/L		07/28/11 11:13	08/29/11 11:33	1
Cobalt	0.090	U	1.0	0.030	ug/L		07/28/11 11:13	08/29/11 11:33	1
Copper	4.0	U	4.0	1.4	ug/L		07/28/11 11:13	08/29/11 11:33	1
Iron	100	U	150	44	ug/L		07/28/11 11:13	08/29/11 11:33	1
Lead	0.50	U	1.0	0.20	ug/L		07/28/11 11:13	08/29/11 11:33	1
Magnesium	300	U	1000	120	ug/L		07/28/11 11:13	08/29/11 11:33	1
Manganese	3.0	U	5.0	1.1	ug/L		07/28/11 11:13	08/29/11 11:33	1
Nickel	1.5	U	5.0	0.62	ug/L		07/28/11 11:13	08/29/11 11:33	1
Potassium	50	U	1000	16	ug/L		07/28/11 11:13	08/29/11 11:33	1
Selenium	0.50	U	5.0	0.20	ug/L		07/28/11 11:13	08/29/11 11:33	1
Silver	0.25	U	1.0	0.080	ug/L		07/28/11 11:13	08/29/11 11:33	1
Sodium	400	U	1000	160	ug/L		07/28/11 11:13	08/29/11 11:33	1
Thallium	1.0	U	2.0	0.32	ug/L		07/28/11 11:13	08/29/11 11:33	1
Vanadium	1.5	U	5.0	0.51	ug/L		07/28/11 11:13	08/29/11 11:33	1
Zinc	46.4		40	8.8	ug/L		07/28/11 11:13	08/29/11 11:33	1

Lab Sample ID: LCS 240-10075/2-A ^10
Matrix: Water
Analysis Batch: 13699

Client Sample ID: Lab Control Sample
Prep Type: Total Recoverable
Prep Batch: 10075

Analyte	Spike Added	LCS Result	LCS Qualifier	Unit	D	% Rec	% Rec. Limits
Aluminum	10000	10300	D	ug/L		103	80 - 120
Antimony	100	107	D	ug/L		107	80 - 120
Arsenic	1000	1050	D	ug/L		105	80 - 120
Barium	1000	964	D	ug/L		96	80 - 120
Beryllium	1000	1030	D	ug/L		103	80 - 120
Cadmium	1000	1060	D	ug/L		106	80 - 120
Calcium	10000	10000	J D	ug/L		100	80 - 120
Chromium	1000	982	D	ug/L		98	80 - 120
Cobalt	1000	1020	D	ug/L		102	80 - 120
Copper	1000	1070	D	ug/L		107	80 - 120
Iron	10000	11200	D	ug/L		112	80 - 120
Lead	1000	952	D	ug/L		95	80 - 120
Magnesium	10000	10400	D	ug/L		104	80 - 120
Manganese	1000	1080	D	ug/L		108	80 - 120
Nickel	1000	1060	D	ug/L		106	80 - 120
Potassium	10000	10100	D	ug/L		101	80 - 120
Selenium	1000	1050	D	ug/L		105	80 - 120
Silver	100	109	D	ug/L		109	80 - 120
Sodium	10000	11100	D	ug/L		111	80 - 120
Thallium	1000	966	D	ug/L		97	80 - 120
Vanadium	1000	982	D	ug/L		98	80 - 120
Zinc	1000	1180	D	ug/L		118	80 - 120

Method: 6020/DOD - Metals (ICP/MS) (Continued)

Lab Sample ID: 240-1653-1 MS
Matrix: Water
Analysis Batch: 13699

Client Sample ID: EQUIP RINSATE 1
Prep Type: Total Recoverable
Prep Batch: 10075

Analyte	Sample Result	Sample Qualifier	Spike Added	MS Result	MS Qualifier	Unit	D	% Rec	% Rec. Limits
Aluminum	60	U	10000	10100		ug/L		101	63 - 128
Antimony	0.50	U	100	103		ug/L		103	44 - 153
Arsenic	1.0	U	100	98.5		ug/L		98	82 - 123
Barium	4.0	U	100	95.9		ug/L		96	45 - 144
Beryllium	0.10	U	100	99.4		ug/L		99	77 - 124
Cadmium	0.070	U	100	103		ug/L		103	78 - 117
Calcium	1000	U	10000	9630		ug/L		96	70 - 130
Chromium	1.5	U	100	95.2		ug/L		95	72 - 110
Cobalt	0.041	J	100	99.0		ug/L		99	67 - 114
Copper	4.0	U	100	102		ug/L		102	60 - 123
Iron	100	U	10000	10300		ug/L		103	22 - 169
Lead	0.50	U	100	95.2		ug/L		95	73 - 115
Magnesium	300	U	10000	10300		ug/L		103	70 - 130
Manganese	3.0	U	100	104		ug/L		104	10 - 172
Nickel	2.2	J	100	103		ug/L		101	72 - 111
Potassium	50	U	10000	9860		ug/L		99	70 - 130
Selenium	0.50	U	100	101		ug/L		101	72 - 148
Silver	0.25	U	100	105		ug/L		105	10 - 139
Sodium	260	J	10000	11100		ug/L		108	80 - 120
Thallium	1.0	U	100	97.4		ug/L		97	69 - 117
Vanadium	1.5	U	100	96.0		ug/L		96	70 - 112
Zinc	13	J B	100	105		ug/L		92	49 - 156

Lab Sample ID: 240-1653-1 MSD
Matrix: Water
Analysis Batch: 13699

Client Sample ID: EQUIP RINSATE 1
Prep Type: Total Recoverable
Prep Batch: 10075

Analyte	Sample Result	Sample Qualifier	Spike Added	MSD Result	MSD Qualifier	Unit	D	% Rec	% Rec. Limits	RPD	RPD Limit
Aluminum	60	U	10000	10000		ug/L		100	63 - 128	0	20
Antimony	0.50	U	100	102		ug/L		102	44 - 153	1	20
Arsenic	1.0	U	100	96.6		ug/L		97	82 - 123	2	20
Barium	4.0	U	100	94.7		ug/L		95	45 - 144	1	20
Beryllium	0.10	U	100	98.7		ug/L		99	77 - 124	1	20
Cadmium	0.070	U	100	102		ug/L		102	78 - 117	1	20
Calcium	1000	U	10000	9630		ug/L		96	70 - 130	0	20
Chromium	1.5	U	100	95.6		ug/L		96	72 - 110	0	20
Cobalt	0.041	J	100	97.3		ug/L		97	67 - 114	2	20
Copper	4.0	U	100	100		ug/L		100	60 - 123	1	20
Iron	100	U	10000	10100		ug/L		101	22 - 169	2	20
Lead	0.50	U	100	94.6		ug/L		95	73 - 115	1	20
Magnesium	300	U	10000	10300		ug/L		103	70 - 130	0	20
Manganese	3.0	U	100	104		ug/L		104	10 - 172	0	20
Nickel	2.2	J	100	102		ug/L		100	72 - 111	1	20
Potassium	50	U	10000	9850		ug/L		98	70 - 130	0	20
Selenium	0.50	U	100	99.2		ug/L		99	72 - 148	2	20
Silver	0.25	U	100	103		ug/L		103	10 - 139	1	20
Sodium	260	J	10000	11100		ug/L		108	80 - 120	0	20
Thallium	1.0	U	100	97.3		ug/L		97	69 - 117	0	20
Vanadium	1.5	U	100	95.5		ug/L		96	70 - 112	1	20
Zinc	13	J B	100	103		ug/L		89	49 - 156	2	20

QC Sample Results

Client: Prudent Technologies, Inc
Project/Site: RVAAP

TestAmerica Job ID: 240-1653-1

Method: 7470A/DOD - Mercury (CVAA)

Lab Sample ID: MB 240-7563/1-A — **Client Sample ID: Method Blank**
Matrix: Water — **Prep Type: Total/NA**
Analysis Batch: 7837 — **Prep Batch: 7563**

Analyte	MB Result	MB Qualifier	LOQ	DL	Unit	D	Prepared	Analyzed	Dil Fac
Hg	0.20	U	0.20	0.12	ug/L		07/07/11 15:50	07/08/11 09:58	1

Lab Sample ID: LCS 240-7563/2-A — **Client Sample ID: Lab Control Sample**
Matrix: Water — **Prep Type: Total/NA**
Analysis Batch: 7837 — **Prep Batch: 7563**

Analyte	Spike Added	LCS Result	LCS Qualifier	Unit	D	% Rec	% Rec. Limits
Hg	5.00	4.69		ug/L		94	80 - 120

Method: 7196A - Chromium, Hexavalent

Lab Sample ID: MB 240-6991/3 — **Client Sample ID: Method Blank**
Matrix: Water — **Prep Type: Total/NA**
Analysis Batch: 6991

Analyte	MB Result	MB Qualifier	LOQ	DL	Unit	D	Prepared	Analyzed	Dil Fac
Hexavalent chromium	0.0040	U	0.020	0.0020	mg/L			07/02/11 10:09	1

Lab Sample ID: LCS 240-6991/4 — **Client Sample ID: Lab Control Sample**
Matrix: Water — **Prep Type: Total/NA**
Analysis Batch: 6991

Analyte	Spike Added	LCS Result	LCS Qualifier	Unit	D	% Rec	% Rec. Limits
Hexavalent chromium	0.250	0.264		mg/L		106	80 - 118

Lab Sample ID: 240-1653-1 MS — **Client Sample ID: EQUIP RINSATE 1**
Matrix: Water — **Prep Type: Total/NA**
Analysis Batch: 6991

Analyte	Sample Result	Sample Qualifier	Spike Added	MS Result	MS Qualifier	Unit	D	% Rec	% Rec. Limits
Hexavalent chromium	0.0040	U	0.250	0.247		mg/L		99	41 - 136

Lab Sample ID: 240-1653-1 MSD — **Client Sample ID: EQUIP RINSATE 1**
Matrix: Water — **Prep Type: Total/NA**
Analysis Batch: 6991

Analyte	Sample Result	Sample Qualifier	Spike Added	MSD Result	MSD Qualifier	Unit	D	% Rec	% Rec. Limits	RPD	RPD Limit
Hexavalent chromium	0.0040	U	0.250	0.249		mg/L		100	41 - 136	1	20

Method: WS-WC-0050 - Nitrocellulose as N by WS-WC-0050

Lab Sample ID: G1G200000023B — **Client Sample ID: Method Blank**
Matrix: Water — **Prep Type: Total**
Analysis Batch: 1201023 — **Prep Batch: 1201023_P**

Analyte	MB Result	MB Qualifier	LOQ	MDL	Unit	D	Prepared	Analyzed	Dil Fac
Nitrocellulose	1.0 U		2.0	0.48	mg/L		07/20/11 08:00	07/21/11 13:23	1

Method: WS-WC-0050 - Nitrocellulose as N by WS-WC-0050 (Continued)

Lab Sample ID: G1G200000023C — **Client Sample ID: Lab Control Sample**
Matrix: Water — **Prep Type: Total**
Analysis Batch: 1201023 — **Prep Batch: 1201023_P**

Analyte			Spike Added	LCS Result	LCS Qualifier	Unit	D	% Rec	% Rec. Limits		
Nitrocellulose			5.07	4.58		mg/L		90	26 - 144		

Lab Sample ID: 240-1653-1 MS — **Client Sample ID: EQUIP RINSATE 1**
Matrix: Water — **Prep Type: Total**
Analysis Batch: 1201023 — **Prep Batch: 1201023_P**

Analyte	Sample Result	Sample Qualifier	Spike Added	MS Result	MS Qualifier	Unit	D	% Rec	% Rec. Limits		
Nitrocellulose	1.0 U		5.07	4.36		mg/L		86	26 - 144		

Lab Sample ID: 240-1653-1 MSD — **Client Sample ID: EQUIP RINSATE 1**
Matrix: Water — **Prep Type: Total**
Analysis Batch: 1201023 — **Prep Batch: 1201023_P**

Analyte	Sample Result	Sample Qualifier	Spike Added	MSD Result	MSD Qualifier	Unit	D	% Rec	% Rec. Limits	RPD	RPD Limit
Nitrocellulose	1.0 U		5.07	4.67		mg/L		92	26 - 144	6.9	45

QC Association Summary

Client: Prudent Technologies, Inc
Project/Site: RVAAP

TestAmerica Job ID: 240-1653-1

GC/MS Semi VOA

Prep Batch: 7492

Lab Sample ID	Client Sample ID	Prep Type	Matrix	Method	Prep Batch
240-1653-1	EQUIP RINSATE 1	Total/NA	Water	3520C	
LCS 240-7492/4-A	Lab Control Sample	Total/NA	Water	3520C	
MB 240-7492/3-A	Method Blank	Total/NA	Water	3520C	

Analysis Batch: 11019

Lab Sample ID	Client Sample ID	Prep Type	Matrix	Method	Prep Batch
240-1653-1	EQUIP RINSATE 1	Total/NA	Water	8270C/DoD	7492
LCS 240-7492/4-A	Lab Control Sample	Total/NA	Water	8270C/DoD	7492
MB 240-7492/3-A	Method Blank	Total/NA	Water	8270C/DoD	7492

GC Semi VOA

Prep Batch: 7260

Lab Sample ID	Client Sample ID	Prep Type	Matrix	Method	Prep Batch
240-1653-1	EQUIP RINSATE 1	Total/NA	Water	3520C	
LCS 240-7260/3-A	Lab Control Sample	Total/NA	Water	3520C	
MB 240-7260/2-A	Method Blank	Total/NA	Water	3520C	

Prep Batch: 7692

Lab Sample ID	Client Sample ID	Prep Type	Matrix	Method	Prep Batch
240-1653-1	EQUIP RINSATE 1	Total/NA	Water	3520C	
LCS 240-7692/5-A	Lab Control Sample	Total/NA	Water	3520C	
MB 240-7692/4-A	Method Blank	Total/NA	Water	3520C	

Analysis Batch: 8509

Lab Sample ID	Client Sample ID	Prep Type	Matrix	Method	Prep Batch
240-1653-1	EQUIP RINSATE 1	Total/NA	Water	8082/DOD	7692
LCS 240-7692/5-A	Lab Control Sample	Total/NA	Water	8082/DOD	7692
MB 240-7692/4-A	Method Blank	Total/NA	Water	8082/DOD	7692

Analysis Batch: 10326

Lab Sample ID	Client Sample ID	Prep Type	Matrix	Method	Prep Batch
240-1653-1	EQUIP RINSATE 1	Total/NA	Water	8081/DOD	7260
LCS 240-7260/3-A	Lab Control Sample	Total/NA	Water	8081/DOD	7260
MB 240-7260/2-A	Method Blank	Total/NA	Water	8081/DOD	7260

HPLC

Analysis Batch: 1189028

Lab Sample ID	Client Sample ID	Prep Type	Matrix	Method	Prep Batch
240-1653-1	EQUIP RINSATE 1	Total	Water	8330/8330A	
G1G080000028B	Method Blank	Total	Water	8330/8330A	
G1G080000028C	Lab Control Sample	Total	Water	8330/8330A	

Analysis Batch: 1201051

Lab Sample ID	Client Sample ID	Prep Type	Matrix	Method	Prep Batch
240-1653-1	EQUIP RINSATE 1	Dissolved	Water	8330 (Modified)	
240-1653-1 MS	EQUIP RINSATE 1	Dissolved	Water	8330 (Modified)	
240-1653-1 MSD	EQUIP RINSATE 1	Dissolved	Water	8330 (Modified)	
G1G200000051B	Method Blank	Dissolved	Water	8330 (Modified)	
G1G200000051C	Lab Control Sample	Dissolved	Water	8330 (Modified)	

HPLC (Continued)

Prep Batch: 1189028_P

Lab Sample ID	Client Sample ID	Prep Type	Matrix	Method	Prep Batch
240-1653-1	EQUIP RINSATE 1	Total	Water	3535	
G1G080000028B	Method Blank	Total	Water	3535	
G1G080000028C	Lab Control Sample	Total	Water	3535	

Prep Batch: 1201051_P

Lab Sample ID	Client Sample ID	Prep Type	Matrix	Method	Prep Batch
240-1653-1	EQUIP RINSATE 1	Dissolved	Water	FILTRATION (DISS)	
240-1653-1 MS	EQUIP RINSATE 1	Dissolved	Water	FILTRATION (DISS)	
240-1653-1 MSD	EQUIP RINSATE 1	Dissolved	Water	FILTRATION (DISS)	
G1G200000051B	Method Blank	Dissolved	Water	FILTRATION (DISS)	
G1G200000051C	Lab Control Sample	Dissolved	Water	FILTRATION (DISS)	

Metals

Prep Batch: 7563

Lab Sample ID	Client Sample ID	Prep Type	Matrix	Method	Prep Batch
240-1653-1	EQUIP RINSATE 1	Total/NA	Water	7470A	
LCS 240-7563/2-A	Lab Control Sample	Total/NA	Water	7470A	
MB 240-7563/1-A	Method Blank	Total/NA	Water	7470A	

Analysis Batch: 7837

Lab Sample ID	Client Sample ID	Prep Type	Matrix	Method	Prep Batch
240-1653-1	EQUIP RINSATE 1	Total/NA	Water	7470A/DOD	7563
LCS 240-7563/2-A	Lab Control Sample	Total/NA	Water	7470A/DOD	7563
MB 240-7563/1-A	Method Blank	Total/NA	Water	7470A/DOD	7563

Prep Batch: 10075

Lab Sample ID	Client Sample ID	Prep Type	Matrix	Method	Prep Batch
240-1653-1	EQUIP RINSATE 1	Total Recoverable	Water	3005A	
240-1653-1 MS	EQUIP RINSATE 1	Total Recoverable	Water	3005A	
240-1653-1 MSD	EQUIP RINSATE 1	Total Recoverable	Water	3005A	
LCS 240-10075/2-A ^10	Lab Control Sample	Total Recoverable	Water	3005A	
MB 240-10075/1-A	Method Blank	Total Recoverable	Water	3005A	

Analysis Batch: 13699

Lab Sample ID	Client Sample ID	Prep Type	Matrix	Method	Prep Batch
240-1653-1	EQUIP RINSATE 1	Total Recoverable	Water	6020/DOD	10075
240-1653-1 MS	EQUIP RINSATE 1	Total Recoverable	Water	6020/DOD	10075
240-1653-1 MSD	EQUIP RINSATE 1	Total Recoverable	Water	6020/DOD	10075
LCS 240-10075/2-A ^10	Lab Control Sample	Total Recoverable	Water	6020/DOD	10075
MB 240-10075/1-A	Method Blank	Total Recoverable	Water	6020/DOD	10075

General Chemistry

Analysis Batch: 6991

Lab Sample ID	Client Sample ID	Prep Type	Matrix	Method	Prep Batch
240-1653-1	EQUIP RINSATE 1	Total/NA	Water	7196A	
240-1653-1 MS	EQUIP RINSATE 1	Total/NA	Water	7196A	

General Chemistry (Continued)

Analysis Batch: 6991 (Continued)

Lab Sample ID	Client Sample ID	Prep Type	Matrix	Method	Prep Batch
240-1653-1 MSD	EQUIP RINSATE 1	Total/NA	Water	7196A	
LCS 240-6991/4	Lab Control Sample	Total/NA	Water	7196A	
MB 240-6991/3	Method Blank	Total/NA	Water	7196A	

Analysis Batch: 1201023

Lab Sample ID	Client Sample ID	Prep Type	Matrix	Method	Prep Batch
240-1653-1	EQUIP RINSATE 1	Total	Water	WS-WC-0050	
240-1653-1 MS	EQUIP RINSATE 1	Total	Water	WS-WC-0050	
240-1653-1 MSD	EQUIP RINSATE 1	Total	Water	WS-WC-0050	
G1G200000023B	Method Blank	Total	Water	WS-WC-0050	
G1G200000023C	Lab Control Sample	Total	Water	WS-WC-0050	

Prep Batch: 1201023_P

Lab Sample ID	Client Sample ID	Prep Type	Matrix	Method	Prep Batch
240-1653-1	EQUIP RINSATE 1	Total	Water	EXTRACTION, SOLID PHASE	
240-1653-1 MS	EQUIP RINSATE 1	Total	Water	EXTRACTION, SOLID PHASE	
240-1653-1 MSD	EQUIP RINSATE 1	Total	Water	EXTRACTION, SOLID PHASE	
G1G200000023B	Method Blank	Total	Water	EXTRACTION, SOLID PHASE	
G1G200000023C	Lab Control Sample	Total	Water	EXTRACTION, SOLID PHASE	

Lab Chronicle

Client: Prudent Technologies, Inc
Project/Site: RVAAP

TestAmerica Job ID: 240-1653-1

Client Sample ID: EQUIP RINSATE 1

Lab Sample ID: 240-1653-1

Date Collected: 07/01/11 13:00

Matrix: Water

Date Received: 07/01/11 15:00

Prep Type	Batch Type	Batch Method	Run	Dilution Factor	Batch Number	Prepared Or Analyzed	Analyst	Lab
Total/NA	Prep	3520C			7492	07/07/11 10:27	CC	TAL NC
Total/NA	Analysis	8270C/DoD		1	11019	08/05/11 16:07	MU	TAL NC
Total/NA	Prep	3520C			7260	07/06/11 08:41	CC	TAL NC
Total/NA	Analysis	8081/DOD		1	10326	07/30/11 22:27	CV	TAL NC
Total/NA	Prep	3520C			7692	07/08/11 10:55	CC	TAL NC
Total/NA	Analysis	8082/DOD		1	8509	07/15/11 03:53	LH	TAL NC
Total	Prep	3535			1189028_P	07/08/11 06:30	HJA	TAL WSC
Total	Analysis	8330/8330A		1.01	1189028	07/15/11 06:01	NS	TAL WSC
Dissolved	Prep	FILTRATION (DISS)			1201051_P	07/20/11 08:50	HJA	TAL WSC
Dissolved	Analysis	8330 (Modified)		1	1201051	07/27/11 12:36	NS	TAL WSC
Total Recoverable	Prep	3005A			10075	07/28/11 11:13	LM	TAL NC
Total Recoverable	Analysis	6020/DOD		1	13699	08/29/11 11:45	NJM	TAL NC
Total/NA	Prep	7470A			7563	07/07/11 15:50	LM	TAL NC
Total/NA	Analysis	7470A/DOD		1	7837	07/08/11 10:26	BD	TAL NC
Total/NA	Analysis	7196A		1	6991	07/02/11 10:09	AM	TAL NC
Total	Prep	EXTRACTION, SOLID PHASE			1201023_P	07/20/11 08:00	TQP	TAL WSC
Total	Analysis	WS-WC-0050		1	1201023	07/21/11 13:27	JR	TAL WSC

Laboratory References:

TAL NC = TestAmerica North Canton, 4101 Shuffel Street NW, North Canton, OH 44720, TEL (330)497-9396

TAL WSC = TestAmerica West Sacramento, 880 Riverside Parkway, West Sacramento, CA 95605, TEL (916)373-5600

Certification Summary

Client: Prudent Technologies, Inc
Project/Site: RVAAP

TestAmerica Job ID: 240-1653-1

Laboratory	Authority	Program	EPA Region	Certification ID
TestAmerica North Canton	ACLASS	DoD ELAP		ADE-1437
TestAmerica North Canton	California	NELAC	9	01144CA
TestAmerica North Canton	Connecticut	State Program	1	PH-0590
TestAmerica North Canton	Florida	NELAC	4	E87225
TestAmerica North Canton	Georgia	Georgia EPD	4	N/A
TestAmerica North Canton	Illinois	NELAC	5	200004
TestAmerica North Canton	Kansas	NELAC	7	E-10336
TestAmerica North Canton	Kentucky	State Program	4	58
TestAmerica North Canton	Minnesota	NELAC	5	039-999-348
TestAmerica North Canton	Nevada	State Program	9	OH-000482008A
TestAmerica North Canton	New Jersey	NELAC	2	OH001
TestAmerica North Canton	New York	NELAC	2	10975
TestAmerica North Canton	Ohio	OVAP	5	CL0024
TestAmerica North Canton	Pennsylvania	NELAC	3	68-00340
TestAmerica North Canton	USDA	USDA		P330-11-00328
TestAmerica North Canton	Virginia	NELAC Secondary AB	3	460175
TestAmerica North Canton	West Virginia	West Virginia DEP	3	210
TestAmerica North Canton	Wisconsin	State Program	5	999518190
TestAmerica West Sacramento		USEPA UCMR		CA00044
TestAmerica West Sacramento	A2LA	DoD ELAP		2928-01
TestAmerica West Sacramento	Alaska	Alaska UST	10	UST-055
TestAmerica West Sacramento	Arizona	State Program	9	AZ0708
TestAmerica West Sacramento	Arkansas	State Program	6	88-0691
TestAmerica West Sacramento	California	NELAC	9	1119CA
TestAmerica West Sacramento	Colorado	State Program	8	N/A
TestAmerica West Sacramento	Connecticut	State Program	1	PH-0691
TestAmerica West Sacramento	Florida	NELAC	4	E87570
TestAmerica West Sacramento	Georgia	State Program	4	960
TestAmerica West Sacramento	Guam	State Program	9	N/A
TestAmerica West Sacramento	Hawaii	State Program	9	N/A
TestAmerica West Sacramento	Illinois	NELAC	5	200060
TestAmerica West Sacramento	Kansas	NELAC	7	E-10375
TestAmerica West Sacramento	Louisiana	NELAC	6	30612
TestAmerica West Sacramento	Michigan	State Program	5	9947
TestAmerica West Sacramento	Nevada	State Program	9	CA44
TestAmerica West Sacramento	New Jersey	NELAC	2	CA005
TestAmerica West Sacramento	New Mexico	State Program	6	N/A
TestAmerica West Sacramento	New York	NELAC	2	11666
TestAmerica West Sacramento	Oregon	NELAC	10	CA200005
TestAmerica West Sacramento	Pennsylvania	NELAC	3	68-01272
TestAmerica West Sacramento	South Carolina	State Program	4	87014
TestAmerica West Sacramento	Texas	NELAC	6	T104704399-08-TX
TestAmerica West Sacramento	US Fish & Wildlife	US Fish & Wildlife		LE148388-0
TestAmerica West Sacramento	USDA	USDA		P330-09-00055
TestAmerica West Sacramento	Utah	NELAC	8	QUAN1
TestAmerica West Sacramento	Virginia	State Program	3	178
TestAmerica West Sacramento	Washington	State Program	10	C581
TestAmerica West Sacramento	West Virginia	West Virginia DEP	3	334
TestAmerica West Sacramento	West Virginia	West Virginia DHHR (DW)	3	9930C
TestAmerica West Sacramento	Wisconsin	State Program	5	998204680
TestAmerica West Sacramento	Wyoming	State Program	8	8TMS-Q

Accreditation may not be offered or required for all methods and analytes reported in this package. Please contact your project manager for the laboratory's current list of certified methods and analytes.

Chain of Custody Record

TestAmerica
THE LEADER IN ENVIRONMENTAL TESTING

TestAmerica Laboratory location: N. CANTON
Regulatory program: ☐ DW ☐ NPDES ☐ RCRA ☒ Other RVAAP

TestAmerica Laboratories, Inc.

Client Contact				
Company Name: PRUDENT TECHNOLOGIES	Client Project Manager: JOHN JENT	Site Contact: JOHN JENT	Lab Contact: MARK LOEB	COC No: 014336
Address: 4242 MEDICAL DR. SUITE 5250	Telephone: 502 439-8005	Telephone: 502 439-8005	Telephone: 330-497-9396	1 of 1 COCs
City/State/Zip: SAN ANTONIO, TX 78229	Email: jpjent@prudentweb.com			
Phone: 210 822-9588				
Project Name: LLs 1-4, 12	Method of Shipment/Carrier:			
Project Number: W912QR-10-P-0037	Shipping/Tracking No:			
PO#				

Analysis Turnaround Time (in BUS days)
TAT if different from below _____
☐ 3 weeks
☒ 2 weeks
☐ 1 week
☐ 2 days
☐ 1 day

For lab use only
Walk-in client ☐
Lab pickup ☐
Lab sampling ☐
Job/SDG No.

Sample Identification	Sample Date	Sample Time	Matrix: Air	Aqueous	Sediment	Solid	Other:	Containers & Preservatives: H2SO4	HNO3	HCl	NaOH	ZnAc/NaOH	Unpres	Other:	Filtered Sample (Y/N)	Composite=C/Grab=G	Analyses: 6010B TAL	7471A HG	7196 CR+6	8330B NON PUW EXPL	PROPELLANTS	8270C SVOCs	8081 PESTICIDES	8082 PCBs	8270C-LL (PAH)	8260B VOC	Sample Specific Notes / Special Instructions:
EQUIP RINSATE 1-1				X																		X					
" " 1-2				X																		X					
" " 1-3				X																			X				
" " 1-4				X																			X				
" " 1-5				X																				X			
" " 1-6				X																				X			
" " 1-7				X																X							
" " 1-8				X																X							
" " 1-9				X																	X						
" " 1-10				X													X										
" " 1-11				X															X								

Possible Hazard Identification
☒ Non-Hazard ☐ Flammable ☐ Skin Irritant ☐ Poison B ☐ Unknown

Sample Disposal (A fee may be assessed if samples are retained longer than 1 month)
☐ Return to Client ☒ Disposal By Lab ☐ Archive For _____ Months

Special Instructions/QC Requirements & Comments:

Relinquished by:	Company:	Date/Time:	Received by:	Company:	Date/Time:
[signature]	PRUDENT	7-1-2011 1500			
			Received in Laboratory by: [signature]	TAL	7/1/11 1500

©2008, TestAmerica Laboratories, Inc. All rights reserved.
TestAmerica & Design ™ are trademarks of TestAmerica Laboratories, Inc.

TAL 0018- 1 (04/10)

TestAmerica Cooler Receipt Form/Narrative **Lot Number:** 1653
North Canton Facility

Client Prudent Project LLs 1-4, 12 By: Terry Burns
Cooler Received on 7/1/11 Opened on 7/1/11 (Signature)
FedEx ☐ UPS ☐ DHL ☐ FAS ☐ Stetson ☐ Client Drop Off ☒ TestAmerica Courier ☐ Other _____
TestAmerica Cooler # L817 Multiple Coolers ☐ Foam Box ☐ Client Cooler ☐ Other _____

1. Were custody seals on the outside of the cooler(s)? Yes ☐ No ☒ Intact? Yes ☐ No ☐ NA ☒
   If YES, Quantity_____ Quantity Unsalvageable_____
   Were custody seals on the outside of cooler(s) signed and dated? Yes ☐ No ☐ NA ☒
   Were custody seals on the bottle(s)? Yes ☐ No ☒
   If YES, are there any exceptions? _____
2. Shippers' packing slip attached to the cooler(s)? Yes ☐ No ☒
3. Did custody papers accompany the sample(s)? Yes ☒ No ☐ Relinquished by client? Yes ☒ No ☐
4. Were the custody papers signed in the appropriate place? Yes ☒ No ☐
5. Packing material used: Bubble Wrap ☒ Foam ☐ None ☐ Other _____
6. Cooler temperature upon receipt 3.8 °C See back of form for multiple coolers/temps ☐
   METHOD: IR ☒ Other ☐ _____
   COOLANT: Wet Ice ☒ Blue Ice ☐ Dry Ice ☐ Water ☐ None ☐
7. Did all bottles arrive in good condition (Unbroken)? Yes ☒ No ☐
8. Could all bottle labels be reconciled with the COC? Yes ☒ No ☐
9. Were sample(s) at the correct pH upon receipt? Yes ☒ No ☐ NA ☐
10. Were correct bottle(s) used for the test(s) indicated? Yes ☒ No ☐
11. Were air bubbles >6 mm in any VOA vials? Yes ☐ No ☐ NA ☒
12. Sufficient quantity received to perform indicated analyses? Yes ☒ No ☐
13. Was a trip blank present in the cooler(s)? Yes ☐ No ☒ Were VOAs on the COC? Yes ☐ No ☒

Contacted PM MJL Date 7/1/11 by TB via Verbal ☒ Voice Mail ☐ Other ☐
Concerning #14

14. CHAIN OF CUSTODY

The following discrepancies occurred:
Date + time of sampling not on COC, labels = 7/1/11 @ 1300 - will log pd labels

15. SAMPLE CONDITION

Sample(s) _____ were received after the recommended holding time had expired.
Sample(s) _____ were received in a broken container.
Sample(s) _____ were received with bubble >6 mm in diameter. (Notify PM)

16. SAMPLE PRESERVATION

Sample(s) _____ were further preserved in Sample Receiving to meet recommended pH level(s). *Nitric Acid Lot# 100110-HNO_3; Sulfuric Acid Lot# 110410-H_2SO_4; Sodium Hydroxide Lot# 100108 -NaOH; Hydrochloric Acid Lot# 092006-HCl; Sodium Hydroxide and Zinc Acetate Lot# 100108-$(CH_3COO)_2ZN/NaOH$.* What time was preservative added to sample(s)? _____

Client ID	pH	Date	Initials
Equip Rinsate	<2	7/1/11	TB

TestAmerica Cooler Receipt Form/Narrative
North Canton Facility

Client ID	pH	Date	Initials

Cooler #	Temp. °C	Method	Coolant

Discrepancies Cont'd:

Login Sample Receipt Checklist

Client: Prudent Technologies, Inc

Job Number: 240-1653-1

Login Number: 1653
List Number: 1
Creator: McFadden, John

List Source: TestAmerica North Canton

Question	Answer	Comment
Radioactivity either was not measured or, if measured, is at or below background	N/A	
The cooler's custody seal, if present, is intact.	True	
The cooler or samples do not appear to have been compromised or tampered with.	True	
Samples were received on ice.	True	
Cooler Temperature is acceptable.	True	
Cooler Temperature is recorded.	True	3.8
COC is present.	True	
COC is filled out in ink and legible.	True	
COC is filled out with all pertinent information.	True	
Is the Field Sampler's name present on COC?	True	
There are no discrepancies between the sample IDs on the containers and the COC.	True	
Samples are received within Holding Time.	True	
Sample containers have legible labels.	True	
Containers are not broken or leaking.	True	
Sample collection date/times are provided.	False	
Appropriate sample containers are used.	True	
Sample bottles are completely filled.	True	
Sample Preservation Verified.	True	
There is sufficient vol. for all requested analyses, incl. any requested MS/MSDs	True	
VOA sample vials do not have headspace or bubble is <6mm (1/4") in diameter.	True	
Multiphasic samples are not present.	True	
Samples do not require splitting or compositing.	True	
Residual Chlorine Checked.	N/A	

TestAmerica

THE LEADER IN ENVIRONMENTAL TESTING

ANALYTICAL REPORT

TestAmerica Laboratories, Inc.
TestAmerica North Canton
4101 Shuffel Street NW
North Canton, OH 44720
Tel: (330)497-9396

TestAmerica Job ID: 240-1728-1
Client Project/Site: RVAAP

For:
Prudent Technologies, Inc
4242 Medical Drive
Suite 7250
San Antonio, Texas 78229

Attn: Ms. Amanda L. Miller

Authorized for release by:
09/26/2011 02:18:16 PM

Mark Loeb
Project Manager II
mark.loeb@testamericainc.com

LINKS

Review your project results through TotalAccess

Have a Question? Ask The Expert

Visit us at: www.testamericainc.com

This report has been electronically signed and authorized by the signatory. Electronic signature is intended to be the legally binding equivalent of a traditionally handwritten signature.

Table of Contents

Cover Page 1
Table of Contents 2
Definitions/Glossary 3
Case Narrative 5
Method Summary 13
Sample Summary 14
Detection Summary 15
Client Sample Results 33
Surrogate Summary 106
QC Sample Results 111
QC Association Summary 154
Lab Chronicle 171
Certification Summary 187
Chain of Custody 188
Receipt Checklists 196

Qualifiers

GC/MS VOA

Qualifier	Qualifier Description
U	Undetected at the Limit of Detection.
Q	One or more quality control criteria failed.
J	Estimated: The quantitation is an estimation due to discrepancies in meeting certain analyte-specific quality control criteria.
J	Estimated: The analyte was positively identified; the quantitation is an estimation

GC/MS Semi VOA

Qualifier	Qualifier Description
M	Manual integrated compound.
U	Undetected at the Limit of Detection.
J	Estimated: The quantitation is an estimation due to discrepancies in meeting certain analyte-specific quality control criteria.
J	Estimated: The analyte was positively identified; the quantitation is an estimation
4	MS, MSD: The analyte present in the original sample is 4 times greater than the matrix spike concentration; therefore, control limits are not applicable.
Q	One or more quality control criteria failed.
D	The reported value is from a dilution.
B	Blank contamination: The analyte was detected above one-half the reporting limit in an associated blank.

GC Semi VOA

Qualifier	Qualifier Description
Q	One or more quality control criteria failed.
U	Undetected at the Limit of Detection.
D	The reported value is from a dilution.
J	Estimated: The analyte was positively identified; the quantitation is an estimation
J	Estimated: The quantitation is an estimation due to discrepancies in meeting certain analyte-specific quality control criteria.
M	Manual integrated compound.
4	MS, MSD: The analyte present in the original sample is 4 times greater than the matrix spike concentration; therefore, control limits are not applicable.

HPLC

Qualifier	Qualifier Description
J	Estimated result. Result is less than RL.
PG	The percent difference between the original and confirmation analyses is greater than 40%.

Metals

Qualifier	Qualifier Description
D	The reported value is from a dilution.
J	Estimated: The analyte was positively identified; the quantitation is an estimation
J	Estimated: The quantitation is an estimation due to discrepancies in meeting certain analyte-specific quality control criteria.
U	Undetected at the Limit of Detection.
4	MS, MSD: The analyte present in the original sample is 4 times greater than the matrix spike concentration; therefore, control limits are not applicable.
B	Blank contamination: The analyte was detected above one-half the reporting limit in an associated blank.

General Chemistry

Qualifier	Qualifier Description
J	Estimated: The analyte was positively identified; the quantitation is an estimation
J	Estimated result. Result is less than RL.
N	Spike sample recovery is outside control limits.
U	Undetected at the Limit of Detection.

Glossary

Abbreviation	These commonly used abbreviations may or may not be present in this report.
☼	Listed under the "D" column to designate that the result is reported on a dry weight basis
%R	Percent Recovery
DL, RA, RE, IN	Indicates a Dilution, Reanalysis, Re-extraction, or additional Initial metals/anion analysis of the sample

Glossary (Continued)

Abbreviation	These commonly used abbreviations may or may not be present in this report.
EDL	Estimated Detection Limit
EPA	United States Environmental Protection Agency
MDL	Method Detection Limit
ML	Minimum Level (Dioxin)
ND	Not detected at the reporting limit (or MDL or EDL if shown)
PQL	Practical Quantitation Limit
RL	Reporting Limit
RPD	Relative Percent Difference, a measure of the relative difference between two points
TEF	Toxicity Equivalent Factor (Dioxin)
TEQ	Toxicity Equivalent Quotient (Dioxin)

Job ID: 240-1728-1

Laboratory: TestAmerica North Canton

Narrative

CASE NARRATIVE

Client: Prudent Technologies, Inc

Project: RVAAP

Report Number: 240-1728-1

With the exceptions noted as flags or footnotes, standard analytical protocols were followed in the analysis of the samples and no problems were encountered or anomalies observed. In addition all laboratory quality control samples were within established control limits, with any exceptions noted below. Each sample was analyzed to achieve the lowest possible reporting limit within the constraints of the method. In some cases, due to interference or analytes present at high concentrations, samples were diluted. For diluted samples, the reporting limits are adjusted relative to the dilution required.

Calculations are performed before rounding to avoid round-off errors in calculated results.

All holding times were met and proper preservation noted for the methods performed on these samples, unless otherwise detailed in the individual sections below.

TestAmerica utilizes USEPA approved methods and DOD QSM, where applicable, in all analytical work. The samples presented in this report were analyzed for the parameter(s) listed on the analytical methods summary page in accordance with the method(s) indicated. A summary of QC data for these analyses is included at the back of the report.

TestAmerica North Canton attests to the validity of the laboratory data generated by TestAmerica facilities reported herein. All analyses performed by TestAmerica facilities were done using established laboratory SOPs that incorporate QA/QC procedures described in the applicable methods. TestAmerica's operations groups have reviewed the data for compliance with the laboratory QA/QC plan, and data have been found to be compliant with laboratory protocols unless otherwise noted below.

All solid sample results are reported on an "as received" basis unless otherwise indicated by the presence of a % solids value in the method header.

This laboratory report is confidential and is intended for the sole use of TestAmerica and its client.

All parameters for which TestAmerica North Canton has certification were evaluated to the limit of detection (LOD) and include qualified results where applicable. Parameters not certified under QSM, if any, were evaluated to the detection limit (DL) and include qualified results where applicable.

The sample(s) that contain constituents flagged with U are undetected. The result associated with this flag is the limit of detection (LOD).

RECEIPT

The samples were received on 07/06/2011; the samples arrived in good condition, properly preserved and on ice. The temperature of the coolers at receipt were 0.6, 1.6, 2.8, 3.6 and 4.2 C.

VOLATILE ORGANIC COMPOUNDS (GC-MS)

Samples LL3SD-416V-0001-SD (240-1728-5), LL3SD-417V-0001-SD (240-1728-7), LL2SS-516V-0001-SO (240-1728-15), LL2SS-517V-0001-SO (240-1728-19), L12SS-300V-0001-SO (240-1728-21), L12SS-301V-0001-SO (240-1728-23), LL1SB-644V-0101-SO (240-1728-25), LL1SB-644V-0102-SO (240-1728-27), LL1SB-644V-0103-SO (240-1728-29), LL1SB-645V-0101-SO (240-1728-31), LL1SB-645V-0102-SO (240-1728-33) and LL1SB-645V-0103-SO (240-1728-35) were analyzed for volatile organic compounds (GC-MS) in accordance with EPA SW-846 Method 8260B DoD. The samples were analyzed on 07/12/2011 and 07/13/2011.

Methylene Chloride was detected in method blank MB 240-8123/1-A at a level that was above the method detection limit but below the reporting limit. The value should be considered an estimate, and has been flagged “J”. If the associated sample reported a result above

Job ID: 240-1728-1 (Continued)

Laboratory: TestAmerica North Canton (Continued)

the MDL and/or RL, the result has been “B” flagged. Methylene Chloride was detected in method blank MB 240-8134/1-A at a level exceeding the reporting limit. If the associated sample reported a result above the MDL and/or RL, the result has been “B” flagged. Refer to the QC report for details.

4-Bromofluorobenzene (Surr) and Toluene-d8 (Surr) failed the surrogate recovery criteria low for samples LL2SS-516V-0001-SO (240-1728-15), LL2SS-517V-0001-SO (240-1728-19), L12SS-300V-0001-SO (240-1728-21), L12SS-301V-0001-SO (240-1728-23), LL1SB-644V-0101-SO (240-1728-25), LL1SB-644V-0102-SO (240-1728-27), LL1SB-644V-0103-SO (240-1728-29), LL1SB-645V-0101-SO (240-1728-31), LL1SB-645V-0102-SO (240-1728-33), LL1SB-645V-0103-SO (240-1728-35), LL3SD-416V-0001-SD (240-1728-5), LL3SD-417V-0001-SD (240-1728-7), and LL2SS-516V-0001-SOMS (240-1728-15MS). Refer to the QC report for details.

Insufficient sample volume was available to perform matrix spike/matrix spike duplicate (MS/MSD) for batch 8123 on these samples.

Surrogate recovery for the following samples was outside of acceptance limits: LL1SB-644V-0101-SO, LL1SB-644V-0102-SO, LL1SB-644V-0103-SO, LL1SB-645V-0101-SO, LL1SB-645V-0102-SO, LL1SB-645V-0103-SO, L12SS-300V-0001-SO, L12SS-301V-0001-SO. There was insufficient sample to perform a re-extraction; therefore, the data have been reported.

Surrogate recovery for the following sample was outside control limits: LL2SS-516V-0001-SO. Re-extraction and/or re-analysis was performed with concurring results. The original analysis has been reported. The MS confirms the results.

Insufficient sample volume was provided to perform matrix spike/matrix spike duplicate (MS/MSD) for batch 8134 on these samples.

No other difficulties were encountered during the VOCs analyses. All other quality control parameters were within the acceptance limits.

SEMIVOLATILE ORGANIC COMPOUNDS (GC MS)

Samples LL2SB-512M-0101-SO (240-1728-1), LL2SB-512M-0102-SO (240-1728-2), LL2SB-512M-0103-SO (240-1728-3), LL3SD-416M-0001-SD (240-1728-4), LL3SD-417M-0001-SD (240-1728-6), LL3SS-419M-0001-SO (240-1728-8), LL3SS-420M-0001-SO (240-1728-10), LL3SS-421M-0001-SO (240-1728-11), LL3SB-422M-0001-SO (240-1728-12), LL2SS-519M-0001-SO (240-1728-13), LL2SS-516M-0001-SO (240-1728-14), LL2SS-517M-0001-SO (240-1728-18), L12SS-300M-0001-SO (240-1728-20), L12SS-301M-0001-SO (240-1728-22), LL1SB-644M-0101-SO (240-1728-24), LL1SB-644M-0102-SO (240-1728-26), LL1SB-644M-0103-SO (240-1728-28), LL1SB-645M-0101-SO (240-1728-30), LL1SB-645M-0102-SO (240-1728-32), LL1SB-645M-0103-SO (240-1728-34), LL1SB-643M-0101-SO (240-1728-36), LL1SB-643M-0102-SO (240-1728-37), LL1SB-643M-0103-SO (240-1728-38), LL1SB-641M-0101-SO (240-1728-42), LL1SB-641M-0102-SO (240-1728-43), LL1SB-641M-0103-SO (240-1728-44), LL1SB-642M-0101-SO (240-1728-45), LL1SB-642M-0102-SO (240-1728-46) and LL1SB-642M-0103-SO (240-1728-47) were analyzed for semivolatile organic compounds (GC MS) in accordance with EPA SW-846 Method 8270 DoD. The samples were leached on 07/08/2011, prepared on 07/13/2011, 07/14/2011 and 07/15/2011 and analyzed on 07/29/2011, 07/30/2011, 08/01/2011 and 08/08/2011.

Bis(2-ethylhexyl) phthalate was detected in method blank MB 240-8437/13-A at a level that was above the method detection limit but below the reporting limit. The value should be considered an estimate, and has been flagged “J”. If the associated sample reported a result above the MDL and/or RL, the result has been “B” flagged. Refer to the QC report for details.

2-Fluorobiphenyl (Surr) and Nitrobenzene-d5 (Surr) failed the surrogate recovery criteria low for LL2SB-512M-0102-SO (240-1728-2).

2-Fluorobiphenyl (Surr) failed the surrogate recovery criteria low for LCS 240-8237/24-A. Refer to the QC report for details.

2,4,6-Tribromophenol (Surr) failed the surrogate recovery criteria low for samples LL1SB-644M-0102-SO (240-1728-26), LL1SB-645M-0102-SO (240-1728-32), LL1SB-641M-0102-SO (240-1728-43), LL1SB-641M-0103-SO (240-1728-44), LL3SS-419M-0001-SO (240-1728-8), and MB 240-8593/15-A.

1,2,4-Trichlorobenzene, 1,2-Dichlorobenzene, 1,3-Dichlorobenzene, 2,4,5-Trichlorophenol, 2,4,6-Trichlorophenol and Hexachlorobutadiene failed the recovery criteria low for LCS 240-8237/24-A. Refer to the QC report for details.

2,4,6-Trichlorophenol, 2,4-Dinitrophenol, 4,6-Dinitro-2-methylphenol and Pentachlorophenol failed the recovery criteria low for the MS and 2,4-Dinitrophenol, 4,6-Dinitro-2-methylphenol and Pentachlorophenol failed the recovery criteria low for the MSD of sample LL2SS-516M-0001-SO(240-1728-14) in batch 240-10338. Fluoranthene failed the recovery criteria high in the MSD. The presence of the

Job ID: 240-1728-1 (Continued)

Laboratory: TestAmerica North Canton (Continued)

'4' qualifier in the data indicates analytes where the concentration in the unspiked sample exceeded four times the spiking amount. Refer to the QC report for details.

Samples LL3SD-416M-0001-SD (240-1728-4)[20X], LL3SD-417M-0001-SD (240-1728-6)[7X], LL3SS-419M-0001-SO (240-1728-8)[2X], LL2SS-516M-0001-SO (240-1728-14)[4X], LL2SS-517M-0001-SO (240-1728-18)[4X], L12SS-300M-0001-SO (240-1728-20)[13X], L12SS-301M-0001-SO (240-1728-22)[20X], LL1SB-643M-0101-SO (240-1728-36)[4X], LL1SB-643M-0103-SO (240-1728-38)[10X] and LL1SB-642M-0101-SO (240-1728-45)[5X] required dilution prior to analysis. The reporting limits have been adjusted accordingly.

The following samples contained one acid surrogate outside acceptance limits: LL1SB-641M-0102-SO, LL1SB-641M-0103-SO, and LL3SS-419M-0001-SO and the Method Blank associated with QC Batch 8593. Because the target compound list for the samples was BN only no corrective action was required.

Surrogate recovery for the following sample(s) was outside of acceptance limits: LL2SB-512M-0102-SO, LL1SB-644M-0102-SO, LL1SB-645M-0102-SO. The associated LCS (prep batch 8237) also had several analyte recoveries below acceptance criteria. Due to the length of time elapsed since sampling no corrective action was initiated.

Method(s) 8270C/DoD: One BN surrogate recovery for the LCS associated with prep batch 8237 was outside of acceptance limits. The following samples are affected: L12SS-300M-0001-SO, L12SS-301M-0001-SO, LL1SB-643M-0101-SO, LL1SB-643M-0102-SO, LL1SB-643M-0103-SO, LL1SB-644M-0101-SO, LL1SB-644M-0102-SO, LL1SB-644M-0103-SO, LL1SB-645M-0101-SO, LL1SB-645M-0102-SO, LL1SB-645M-0103-SO, LL2SB-512M-0101-SO, LL2SB-512M-0102-SO, LL2SB-512M-0103-SO, LL2SS-517M-0001-SO, LL3SD-416M-0001-SD, LL3SD-417M-0001-SD, LL3SS-419M-0001-SO, LL3SS-420M-0001-SO, LL3SS-421M-0001-SO. Due to the length of time elapsed since sampling no corrective action was initiated. Due to the length of time elapsed since sampling no corrective action was initiated.

No other difficulties were encountered during the SVOCs analyses. All other quality control parameters were within the acceptance limits.

SEMIVOLATILE ORGANIC COMPOUNDS (GC-MS)

Sample EQUIP RINSATE 2-1-11 (240-1728-48) was analyzed for semivolatile organic compounds (GC-MS) in accordance with EPA SW-846 Method 8270C. The samples were prepared and analyzed on .

Surrogates are added during the extraction process prior to dilution. When the sample is diluted, surrogate recoveries are diluted out and no corrective action is required.

Bis(2-ethylhexyl) phthalate was detected in method blank MB 240-7492/3-A at a level exceeding the reporting limit. If the associated sample reported a result above the MDL and/or RL, the result has been “B” flagged. Refer to the QC report for details.

2,4,6-Tribromophenol (Surr), 2-Fluorobiphenyl (Surr) and Terphenyl-d14 (Surr) failed the surrogate recovery criteria low for EQUIP RINSATE 2-1-11 (240-1728-48). Refer to the QC report for details.

Benzo[a]pyrene failed the recovery criteria low for LCS 240-7492/4-A. Refer to the QC report for details.

Surrogate recovery for the following sample(s) was outside control limits: EQUIP RINSATE 2-1-11. Due to the length of time elapsed since sampling no corrective action was initiated.

The method blank for prep batch 7492 had bis(2-ethylhexyl) phthalate contamination in excess of acceptance criteria. Also the LCS for this prep batch had benzo(a)pyrene recovery below acceptance criteria. No corrective action was initiated for the associated samples due to length of time elapsed since sampling.

No other difficulties were encountered during the SVOC analysis. All other quality control parameters were within the acceptance limits.

CHLORINATED PESTICIDES

Samples LL3SD-416M-0001-SD (240-1728-4), LL3SD-417M-0001-SD (240-1728-6), LL2SS-516M-0001-SO (240-1728-14), LL2SS-517M-0001-SO (240-1728-18), L12SS-300M-0001-SO (240-1728-20), L12SS-301M-0001-SO (240-1728-22), LL1SB-644M-0101-SO (240-1728-24), LL1SB-644M-0102-SO (240-1728-26), LL1SB-644M-0103-SO (240-1728-28), LL1SB-645M-0101-SO (240-1728-30), LL1SB-645M-0102-SO (240-1728-32) and LL1SB-645M-0103-SO (240-1728-34) were analyzed for

Job ID: 240-1728-1 (Continued)

Laboratory: TestAmerica North Canton (Continued)

chlorinated pesticides in accordance with EPA SW-846 Method 8081A DoD. The samples were leached on 07/08/2011, prepared on 07/13/2011 and 07/15/2011 and analyzed on 07/31/2011, 08/02/2011 and 08/04/2011.

DCB Decachlorobiphenyl and Tetrachloro-m-xylene failed the surrogate recovery criteria high for LL2SS-516M-0001-SO (240-1728-14).

DCB Decachlorobiphenyl failed the surrogate recovery criteria low for LL2SS-517M-0001-SO (240-1728-18), L12SS-300M-0001-SO (240-1728-20), LL3SD-417M-0001-SD (240-1728-6), LL1SB-645M-0103-SOMS (240-1728-34MS), LL1SB-645M-0103-SOMSD (240-1728-34MSD), and L12SS-301M-0001-SO (240-1728-22). For the same samples Tetrachloro-m-xylene failed the surrogate recovery criteria high.

Tetrachloro-m-xylene failed the surrogate recovery criteria high for samples LL1SB-644M-0101-SO (240-1728-24), LL1SB-644M-0102-SO (240-1728-26), LCS 240-8260/14-A, and LL1SB-645M-0102-SO (240-1728-32).

DCB Decachlorobiphenyl and Tetrachloro-m-xylene failed the surrogate recovery criteria high for samples LL1SB-645M-0101-SO (240-1728-30), LL1SB-645M-0103-SO (240-1728-34), LL3SD-416M-0001-SD (240-1728-4), LL2SS-516M-0001-SOMS (240-1728-14MS), and LL2SS-516M-0001-SOMSD (240-1728-14MSD).

alpha-BHC and gamma-BHC (Lindane) failed the recovery criteria high for LCS 240-8260/14-A. Refer to the QC report for details.

Several analytes failed the recovery criteria high for the MS of sample LL2SS-516M-0001-SOMS (240-1728-14) in batch 240-10598.

For the MSD of sample LL2SS-516M-0001-SOMSD (240-1728-14) in batch 240-10598, Heptachlor and Heptachlor epoxide failed the recovery criteria low. Several analytes failed the recovery criteria high. Also, Heptachlor and Heptachlor epoxide exceeded the rpd limit.

Several analytes failed the recovery criteria low for the MS of sample LL1SB-645M-0103-SOMS (240-1728-34) in batch 240-10329. gamma-Chlordane failed the recovery criteria high.

For the MSD of sample LL1SB-645M-0103-SOMSD (240-1728-34) in batch 240-10329, Several analytes failed the recovery criteria low. Dieldrin, Endrin ketone and gamma-Chlordane failed the recovery criteria high. Also, alpha-BHC, Endosulfan I and Endrin exceeded the rpd limit.

Samples LL3SD-416M-0001-SD (240-1728-4)[50X], LL3SD-417M-0001-SD (240-1728-6)[50X], LL2SS-516M-0001-SO (240-1728-14) [20X], LL2SS-517M-0001-SO (240-1728-18)[50X], L12SS-300M-0001-SO (240-1728-20)[50X], L12SS-301M-0001-SO (240-1728-22)[50X], LL1SB-644M-0101-SO (240-1728-24)[5X], LL1SB-644M-0102-SO (240-1728-26)[20X], LL1SB-644M-0103-SO (240-1728-28)[5X], LL1SB-645M-0101-SO (240-1728-30)[5X], LL1SB-645M-0102-SO (240-1728-32)[20X] and LL1SB-645M-0103-SO (240-1728-34)[20X] required dilution prior to analysis. The reporting limits have been adjusted accordingly.

The closing continuing calibration verification (CCV) for alpha, gamma, beta and delta-BHCs, Heptachlor, Aldrin, Heptachlor Epoxide, gamma and alpha Chlordane, Endosulfan 1 and DDD recovered above the upper control limit. The samples associated with this CCV were non-detects for the affected analytes; therefore, the data have been reported. L12SS-300M-0001-SO, L12SS-301M-0001-SO, LL1SB-644M-0101-SO, LL2SS-517M-0001-SO, LL3SD-417M-0001-SD

The opening and closing continuing calibration verification (CCV) for alpha, beta, gamma and delta-BHCs, Heptachlor, Aldrin, Heptachlor Epoxide, gamma and alpha Chlordane, Endosulfan 1 and DDD recovered above the upper control limit. The samples associated with this CCV were non-detects for the affected analytes; therefore, the data have been reported. LL1SB-645M-0101-SO, LL1SB-645M-0103-SO

In the initial calibration for the associated samples (LL2SS-516M-0001-SO), the level 6 peak for alpha-BHC was disabled because of matrix interference and the alpha-BHC second source (ICV) failed QC criteria on the rear column only. The front column is used as the primary column. Due to TALS limitations, the E flag associated with alpha-BHC in the batch laboratory control sample (LCS) can not be removed but the result was within the ICAL range on the primary column and is acceptable.

The Laboratory Control Sample (LCS), matrix spike (MS), and matrix spike duplicate (MSD) associated with batch 8605 was double spiked. The amount spiked was adjusted to reflect the actual concentration. Therefore the data is acceptable and reported.

Job ID: 240-1728-1 (Continued)

Laboratory: TestAmerica North Canton (Continued)

The closing Technical Chlordane continuing calibration verification (CCV) was recovered above the upper control limit. The samples associated with this CCV LL2SS-516M-0001-SOwere not detected for Technical Chlordane above the reporting limit; therefore the data have been reported.

The closing continuing calibration verification (CCV) was recovered above the upper control limit. The samples associated with this CCVLL1SB-644M-0102-SO, LL1SB-644M-0103-SO, LL1SB-645M-0102-SO, LL3SD-416M-0001-SD were not detected above the reporting limit for the affected analyte; therefore, the data have been reported.

The associated samples LL1SB-644M-0102-SO, LL1SB-644M-0103-SO, LL1SB-645M-0102-SO have apparent hits of a PCB arochlor which may result in some false positive pesticide concentrations.

In the initial calibration for the associated samplesLL1SB-644M-0102-SO, LL1SB-644M-0103-SO, LL1SB-645M-0102-SO, LL3SD-416M-0001-SD the level 6 peak for alpha-BHC was disabled because of matrix interference and the alpha-BHC second source (ICV) failed QC criteria on the rear column only. The front column is used as the primary column.

The laboratory control sample (LCS) and / or laboratory control sample duplicate (LCSD) for batch 8260 exceeded control limits for the following analytes: alpha-BHC and gamma-BHC (Lindane). These analytes were biased high in the LCS and were not detected in the associated samples; therefore, the data have been reported.

No other difficulties were encountered during the pesticides analyses. All other quality control parameters were within the acceptance limits.

CHLORINATED PESTICIDES

Sample EQUIP RINSATE 2-1-11 (240-1728-48) was analyzed for chlorinated pesticides in accordance with EPA SW-846 Method 8081A DoD. The samples were prepared and analyzed on .

Method(s) 8081/DOD: The opening continuing calibration verification (CCV) recovered alpha-BHC above the upper control limit. The samples associated with this CCVEQUIP RINSATE 2-1-11 were not detected above the reporting limit for alpha-BHC; therefore,the data have been reported.

The closing Toxaphene continuing calibration verification (CCV) was recovered below the lower control limit. The samples associated with this CCV EQUIP RINSATE 2-1-11 was not detected for Toxaphene; therefore the data have been reported

Endosulfan I is reported from the confirmation column for batch 7787 laboratory control sample (LCS).

Method(s) 3520C: Insufficient sample volume was provided to perform matrix spike/matrix spike duplicate (MS/MSD) for batch 7787.

No other difficulties were encountered during the pesticides analysis. All quality control parameters were within the acceptance limits.

POLYCHLORINATED BIPHENYLS (PCBS)

Samples LL3SD-416M-0001-SD (240-1728-4), LL3SD-417M-0001-SD (240-1728-6), LL2SS-519M-0001-SO (240-1728-13), LL2SS-516M-0001-SO (240-1728-14), LL2SS-517M-0001-SO (240-1728-18), L12SS-300M-0001-SO (240-1728-20), L12SS-301M-0001-SO (240-1728-22), LL1SB-644M-0101-SO (240-1728-24), LL1SB-644M-0102-SO (240-1728-26), LL1SB-644M-0103-SO (240-1728-28), LL1SB-645M-0101-SO (240-1728-30), LL1SB-645M-0102-SO (240-1728-32) and LL1SB-645M-0103-SO (240-1728-34) were analyzed for polychlorinated biphenyls (PCBs) in accordance with EPA SW-846 Method 8082 DOD. The samples were leached on 07/08/2011, prepared on 07/13/2011 and 07/15/2011 and analyzed on 07/20/2011, 07/22/2011 and 07/23/2011.

DCB Decachlorobiphenyl failed the surrogate recovery criteria high for LL2SS-519M-0001-SO (240-1728-13). DCB Decachlorobiphenyl failed the surrogate recovery criteria high for LL2SS-516M-0001-SO (240-1728-14). DCB Decachlorobiphenyl failed the surrogate recovery criteria high for L12SS-300M-0001-SO (240-1728-20). DCB Decachlorobiphenyl failed the surrogate recovery criteria high for L12SS-301M-0001-SO (240-1728-22). DCB Decachlorobiphenyl failed the surrogate recovery criteria high for LL1SB-644M-0101-SO (240-1728-24). DCB Decachlorobiphenyl and Tetrachloro-m-xylene failed the surrogate recovery criteria low for LL1SB-644M-0102-SO (240-1728-26). DCB Decachlorobiphenyl and Tetrachloro-m-xylene failed the surrogate recovery criteria low for LL1SB-644M-0103-SO (240-1728-28). DCB Decachlorobiphenyl and Tetrachloro-m-xylene failed the surrogate recovery criteria low for LL1SB-645M-0102-SO

Job ID: 240-1728-1 (Continued)

Laboratory: TestAmerica North Canton (Continued)

(240-1728-32). DCB Decachlorobiphenyl failed the surrogate recovery criteria high for LL3SD-416M-0001-SD (240-1728-4). DCB Decachlorobiphenyl failed the surrogate recovery criteria high for LL3SD-417M-0001-SD (240-1728-6). DCB Decachlorobiphenyl and Tetrachloro-m-xylene failed the surrogate recovery criteria low for LL1SB-645M-0102-SOMS (240-1728-32MS). DCB Decachlorobiphenyl and Tetrachloro-m-xylene failed the surrogate recovery criteria low for LL1SB-645M-0102-SOMSD (240-1728-32MSD). Refer to the QC report for details.

Aroclor 1260 failed the recovery criteria high for the MS of sample LL2SS-516M-0001-SOMS (240-1728-14) in batch 240-9453.

Aroclor 1260 failed the recovery criteria high for the MSD of sample LL2SS-516M-0001-SOMSD (240-1728-14) in batch 240-9453.

Aroclor 1016 and Aroclor 1260 failed the recovery criteria low for the MS of sample LL1SB-645M-0102-SOMS (240-1728-32) in batch 240-9463.

Aroclor 1016 and Aroclor 1260 failed the recovery criteria low for the MSD of sample LL1SB-645M-0102-SOMSD (240-1728-32) in batch 240-9463.

Refer to the QC report for details.

Samples LL2SS-519M-0001-SO (240-1728-13)[5X], LL2SS-516M-0001-SO (240-1728-14)[5X], L12SS-300M-0001-SO (240-1728-20)[5X], L12SS-301M-0001-SO (240-1728-22)[5X], LL1SB-644M-0101-SO (240-1728-24)[5X], LL1SB-644M-0102-SO (240-1728-26)[50X], LL1SB-644M-0103-SO (240-1728-28)[10X], LL1SB-645M-0101-SO (240-1728-30)[5X] and LL1SB-645M-0102-SO (240-1728-32)[100X] required dilution prior to analysis. The reporting limits have been adjusted accordingly.

Two surrogates are used for this analysis. The laboratory's SOP allows 1 of 2 of these surrogates to be outside acceptance criteria without performing re-extraction/re-analysis. The following samples contained an allowable number of surrogate compounds outside limits: LL3SD-417M-0001-SD and LL3SD-416M-0001-SD. These results have been reported and qualified.

The following sample(s) appears to contain polychlorinated biphenyls (PCBs); however, due to weathering or other environmental processes, the PCBs in the sample do not closely match any of the laboratory's Aroclor standards used for instrument calibration: LL3SD-417M-0001-SD. The sample has been quantified and reported as Aroclor 1254. Due to the poor match with the Aroclor standard(s), there is increased qualitative and quantitative uncertainty associated with this result.

The following sample appears to contain polychlorinated biphenyls (PCBs); however, due to weathering or other environmental processes, the PCBs in the sample do not closely match any of the laboratory's Aroclor standards used for instrument calibration: LL2SS-517M-0001-SO. The sample(s) has been quantified and reported as Aroclor 1254. Due to the poor match with the Aroclor standard(s), there is increased qualitative and quantitative uncertainty associated with this result.

The following sample appears to contain polychlorinated biphenyls (PCBs); however, due to weathering or other environmental processes, the PCBs in the sample do not closely match any of the laboratory's Aroclor standards used for instrument calibration: L12SS-301M-0001-SO. The sample has been quantified and reported as Aroclor 1260. Due to the poor match with the Aroclor standard(s), there is increased qualitative and quantitative uncertainty associated with this result.

The following samples required a tetrabutylammonium sulfite (TBA) clean-up to reduce matrix interferences caused by sulfur: LL1SB-644M-0102-SO, LL1SB-644M-0103-SO, LL1SB-645M-0101-SO, LL1SB-645M-0102-SO, LL1SB-645M-0103-SO, and LL2SS-516M-0001-SO, LL2SS-519M-0001-SO.

The following sample appears to contain polychlorinated biphenyls (PCBs); however, due to weathering or other environmental processes, the PCBs in the sample do not closely match any of the laboratory's Aroclor standards used for instrument calibration: LL2SS-519M-0001-SO. The sample has been quantified and reported as a mixture of Aroclors. Due to the poor match with the Aroclor standards, there is increased qualitative and quantitative uncertainty associated with this result.

No other difficulties were encountered during the PCBs analyses. All other quality control parameters were within the acceptance limits.

POLYCHLORINATED BIPHENYLS (PCBS)

Sample EQUIP RINSATE 2-1-11 (240-1728-48) was analyzed for polychlorinated biphenyls (PCBs) in accordance with EPA SW-846

Job ID: 240-1728-1 (Continued)

Laboratory: TestAmerica North Canton (Continued)

Method 8082 DOD. The samples were prepared and analyzed on .

Surrogate recovery for the LCS in batch 7786 was outside control limits. Re-extraction and/or re-analysis was performed with similar results. Insufficient sample volume remained for further corrective action. The original analysis has been reported. EQUIP RINSATE 2-1-11

Insufficient sample volume was available to perform matrix spike/matrix spike duplicate (MS/MSD) for batche 7786 and batch 9070.

No other difficulties were encountered during the PCBs analysis. All quality control parameters were within the acceptance limits.

TOTAL METALS (ICPMS)

Samples LL3SD-416M-0001-SD (240-1728-4), LL3SD-417M-0001-SD (240-1728-6), LL2SS-516M-0001-SO (240-1728-14), LL2SS-517M-0001-SO (240-1728-18), L12SS-300M-0001-SO (240-1728-20), L12SS-301M-0001-SO (240-1728-22), LL1SB-644M-0101-SO (240-1728-24), LL1SB-644M-0102-SO (240-1728-26), LL1SB-644M-0103-SO (240-1728-28), LL1SB-645M-0101-SO (240-1728-30), LL1SB-645M-0102-SO (240-1728-32) and LL1SB-645M-0103-SO (240-1728-34) were analyzed for total metals (ICPMS) in accordance with EPA SW-846 Method 6020 DoD. The samples were leached on 07/08/2011, prepared on 07/15/2011, 07/19/2011 and 09/01/2011 and analyzed on 08/25/2011, 08/29/2011 and 09/08/2011.

Aluminum was detected in method blank MB 240-14048/1-A at a level exceeding the reporting limit. If the associated sample reported a result above the MDL and/or RL, the result has been “B” flagged.

Nickel was detected in method blank MB 240-8611/1-A at a level that was above the method detection limit but below the reporting limit. The value should be considered an estimate, and has been flagged “J”. If the associated sample reported a result above the MDL and/or RL, the result has been “B” flagged.

Barium and Zinc were detected in method blank MB 240-8922/1-A at levels that were above the method detection limit but below the reporting limit. The values should be considered estimates, and have been flagged “J”. If the associated sample reported a result above the MDL and/or RL, the result has been “B” flagged. Refer to the QC report for details.

Barium, Manganese and Zinc failed the recovery criteria low for the MS and Manganese and Zinc failed the recovery criteria low for the MSD of sample LL2SS-516M-0001-SO (240-1728-14) in batch 240-14738. Aluminum, Calcium and Iron failed the recovery criteria high for the MS and Aluminum and Iron failed the recovery criteria high for the MSD.

Iron and Zinc failed the recovery criteria low for the MS and Calcium, Iron and Zinc failed the recovery criteria low for the MSD of sample LL1SB-645M-0101-SO (240-1728-30) in batch 240-13699. Calcium failed the recovery criteria high for the MS. Refer to the QC report for details.

Samples LL3SD-416M-0001-SD (240-1728-4)[10X], LL3SD-417M-0001-SD (240-1728-6)[10X], LL2SS-516M-0001-SO (240-1728-14)[5X], LL2SS-517M-0001-SO (240-1728-18)[10X], L12SS-300M-0001-SO (240-1728-20)[10X], L12SS-301M-0001-SO (240-1728-22)[10X], LL1SB-644M-0101-SO (240-1728-24)[5X], LL1SB-644M-0102-SO (240-1728-26)[10X], LL1SB-644M-0103-SO (240-1728-28)[5X], LL1SB-645M-0101-SO (240-1728-30)[5X], LL1SB-645M-0102-SO (240-1728-32)[5X] and LL1SB-645M-0103-SO (240-1728-34)[5X] required dilution prior to analysis. The reporting limits have been adjusted accordingly.

No other difficulties were encountered during the metals analyses. All other quality control parameters were within the acceptance limits.

TOTAL RECOVERABLE METALS (ICPMS)

Sample EQUIP RINSATE 2-1-11 (240-1728-48) was analyzed for total recoverable metals (ICPMS) in accordance with EPA SW-846 Method 6020 DoD. The samples were prepared and analyzed on .

ICB, CCB, and ICSA samples are evaluated using the lowest LOD and DL criteria in LIMS. Using this criteria, an individual element may occasionally be flagged as out of control. If the element has a higher LOD or DL, the data is evaluated to the higher limit and determined to be acceptable.

Zinc was detected in method blank MB 240-10075/1-A at a level exceeding the reporting limit. If the associated sample reported a result above the MDL and/or RL, the result has been “B” flagged. Refer to the QC report for details.

Job ID: 240-1728-1 (Continued)

Laboratory: TestAmerica North Canton (Continued)

No other difficulties were encountered during the metals analysis. All other quality control parameters were within the acceptance limits.

HEXAVALENT CHROMIUM (WATER)

Sample EQUIP RINSATE 2-1-11 (240-1728-48) was analyzed for hexavalent chromium in accordance with EPA SW-846 Method 7196A. The samples were prepared and analyzed on .

No difficulties were encountered during the hexavalent chromium analysis. All quality control parameters were within the acceptance limits.

TOTAL MERCURY - DOD

Sample EQUIP RINSATE 2-1-11 (240-1728-48) was analyzed for Total Mercury - DOD in accordance with EPA SW-846 Method 7470A. The samples were prepared and analyzed on .

No difficulties were encountered during the mercury analysis. All quality control parameters were within the acceptance limits.

MERCURY

Samples LL3SD-416M-0001-SD (240-1728-4), LL3SD-417M-0001-SD (240-1728-6), LL2SS-516M-0001-SO (240-1728-14), LL2SS-517M-0001-SO (240-1728-18), L12SS-300M-0001-SO (240-1728-20), L12SS-301M-0001-SO (240-1728-22), LL1SB-644M-0101-SO (240-1728-24), LL1SB-644M-0102-SO (240-1728-26), LL1SB-644M-0103-SO (240-1728-28), LL1SB-645M-0101-SO (240-1728-30), LL1SB-645M-0102-SO (240-1728-32) and LL1SB-645M-0103-SO (240-1728-34) were analyzed for Mercury in accordance with EPA SW-846 7471A DOD. The samples were leached on 07/08/2011, prepared on 07/15/2011 and 07/19/2011 and analyzed on 07/18/2011 and 07/22/2011.

No difficulties were encountered during the mercury analyses. All quality control parameters were within the acceptance limits.

HEXAVALENT CHROMIUM

Samples LL3SD-416M-0001-SD (240-1728-4), LL3SD-417M-0001-SD (240-1728-6), LL2SS-516M-0001-SO (240-1728-14), LL2SS-517M-0001-SO (240-1728-18), L12SS-300M-0001-SO (240-1728-20), L12SS-301M-0001-SO (240-1728-22), LL1SB-644M-0101-SO (240-1728-24), LL1SB-644M-0102-SO (240-1728-26), LL1SB-644M-0103-SO (240-1728-28), LL1SB-645M-0101-SO (240-1728-30), LL1SB-645M-0102-SO (240-1728-32) and LL1SB-645M-0103-SO (240-1728-34) were analyzed for hexavalent chromium in accordance with EPA SW-846 Method 7196A. The samples were leached on 07/08/2011, prepared on 07/18/2011 and analyzed on 07/20/2011.

No difficulties were encountered during the hexavalent chromium analyses. All quality control parameters were within the acceptance limits.

PERCENT SOLIDS

Samples LL2SB-512M-0101-SO (240-1728-1), LL2SB-512M-0102-SO (240-1728-2), LL2SB-512M-0103-SO (240-1728-3), LL3SD-416M-0001-SD (240-1728-4), LL3SD-416V-0001-SD (240-1728-5), LL3SD-417M-0001-SD (240-1728-6), LL3SD-417V-0001-SD (240-1728-7), LL3SS-419M-0001-SO (240-1728-8), LL3SS-420M-0001-SO (240-1728-10), LL3SS-421M-0001-SO (240-1728-11), LL3SB-422M-0001-SO (240-1728-12), LL2SS-519M-0001-SO (240-1728-13), LL2SS-516M-0001-SO (240-1728-14), LL2SS-516V-0001-SO (240-1728-15), LL2SS-517M-0001-SO (240-1728-18), LL2SS-517V-0001-SO (240-1728-19), L12SS-300M-0001-SO (240-1728-20), L12SS-300V-0001-SO (240-1728-21), L12SS-301M-000

Method Summary

Client: Prudent Technologies, Inc
Project/Site: RVAAP

TestAmerica Job ID: 240-1728-1

Method	Method Description	Protocol	Laboratory
8260B/DoD	Volatile Organic Compounds (GC/MS)	SW846	TAL NC
8270C/DoD	Semivolatile Organic Compounds (GC/MS)	SW846	TAL NC
8081/DOD	Organochlorine Pesticides (GC)	SW846	TAL NC
8082/DOD	Polychlorinated Biphenyls (PCBs) by Gas Chromatography	SW846	TAL NC
8330 (Modified)	Organic Compounds by UV/HPLC	SW846	TAL WSC
8330/8330A	Nitroaromatics & Nitramines: Explosives (8330/A)	SW846	TAL WSC
6020/DOD	Metals (ICP/MS)	SW846	TAL NC
7470A/DOD	Mercury (CVAA)	SW846	TAL NC
7471/DOD	Mercury (CVAA)	SW846	TAL NC
7196A	Chromium, Hexavalent	SW846	TAL NC
D 2216-90	Moisture, Percent (D2216-90) - AFCEE	ASTM	TAL WSC
Moisture	Percent Moisture	EPA	TAL NC
WS-WC-0050	Nitrocellulose as N by WS-WC-0050	TAL-SOP	TAL WSC

Protocol References:

ASTM = ASTM International

EPA = US Environmental Protection Agency

SW846 = "Test Methods For Evaluating Solid Waste, Physical/Chemical Methods", Third Edition, November 1986 And Its Updates.

TAL-SOP = TAL-SOP

Laboratory References:

TAL NC = TestAmerica North Canton, 4101 Shuffel Street NW, North Canton, OH 44720, TEL (330)497-9396

TAL WSC = TestAmerica West Sacramento, 880 Riverside Parkway, West Sacramento, CA 95605, TEL (916)373-5600

Sample Summary

Client: Prudent Technologies, Inc
Project/Site: RVAAP

TestAmerica Job ID: 240-1728-1

Lab Sample ID	Client Sample ID	Matrix	Collected	Received
240-1728-1	LL2SB-512M-0101-SO	Solid	07/01/11 15:50	07/06/11 13:15
240-1728-2	LL2SB-512M-0102-SO	Solid	07/01/11 15:50	07/06/11 13:15
240-1728-3	LL2SB-512M-0103-SO	Solid	07/01/11 15:50	07/06/11 13:15
240-1728-4	LL3SD-416M-0001-SD	Solid	07/02/11 08:50	07/06/11 13:15
240-1728-5	LL3SD-416V-0001-SD	Solid	07/02/11 08:50	07/06/11 13:15
240-1728-6	LL3SD-417M-0001-SD	Solid	07/02/11 08:50	07/06/11 13:15
240-1728-7	LL3SD-417V-0001-SD	Solid	07/02/11 08:50	07/06/11 13:15
240-1728-8	LL3SS-419M-0001-SO	Solid	07/02/11 12:30	07/06/11 13:15
240-1728-10	LL3SS-420M-0001-SO	Solid	07/02/11 12:30	07/06/11 13:15
240-1728-11	LL3SS-421M-0001-SO	Solid	07/02/11 15:00	07/06/11 13:15
240-1728-12	LL3SB-422M-0001-SO	Solid	07/02/11 15:00	07/06/11 13:15
240-1728-13	LL2SS-519M-0001-SO	Solid	07/02/11 16:15	07/06/11 13:15
240-1728-14	LL2SS-516M-0001-SO	Solid	07/03/11 09:45	07/06/11 13:15
240-1728-15	LL2SS-516V-0001-SO	Solid	07/03/11 09:50	07/06/11 13:15
240-1728-18	LL2SS-517M-0001-SO	Solid	07/03/11 09:45	07/06/11 13:15
240-1728-19	LL2SS-517V-0001-SO	Solid	07/03/11 09:50	07/06/11 13:15
240-1728-20	L12SS-300M-0001-SO	Solid	07/03/11 11:15	07/06/11 13:15
240-1728-21	L12SS-300V-0001-SO	Solid	07/03/11 11:20	07/06/11 13:15
240-1728-22	L12SS-301M-0001-SO	Solid	07/03/11 11:15	07/06/11 13:15
240-1728-23	L12SS-301V-0001-SO	Solid	07/03/11 11:20	07/06/11 13:15
240-1728-24	LL1SB-644M-0101-SO	Solid	07/05/11 11:00	07/06/11 13:15
240-1728-25	LL1SB-644V-0101-SO	Solid	07/05/11 11:09	07/06/11 13:15
240-1728-26	LL1SB-644M-0102-SO	Solid	07/05/11 10:57	07/06/11 13:15
240-1728-27	LL1SB-644V-0102-SO	Solid	07/05/11 11:12	07/06/11 13:15
240-1728-28	LL1SB-644M-0103-SO	Solid	07/05/11 11:07	07/06/11 13:15
240-1728-29	LL1SB-644V-0103-SO	Solid	07/05/11 11:13	07/06/11 13:15
240-1728-30	LL1SB-645M-0101-SO	Solid	07/05/11 11:06	07/06/11 13:15
240-1728-31	LL1SB-645V-0101-SO	Solid	07/05/11 11:10	07/06/11 13:15
240-1728-32	LL1SB-645M-0102-SO	Solid	07/05/11 11:07	07/06/11 13:15
240-1728-33	LL1SB-645V-0102-SO	Solid	07/05/11 11:14	07/06/11 13:15
240-1728-34	LL1SB-645M-0103-SO	Solid	07/05/11 11:01	07/06/11 13:15
240-1728-35	LL1SB-645V-0103-SO	Solid	07/05/11 11:17	07/06/11 13:15
240-1728-36	LL1SB-643M-0101-SO	Solid	07/05/11 14:45	07/06/11 13:15
240-1728-37	LL1SB-643M-0102-SO	Solid	07/05/11 14:45	07/06/11 13:15
240-1728-38	LL1SB-643M-0103-SO	Solid	07/05/11 14:47	07/06/11 13:15
240-1728-39	LL1SB-640M-0101-SO	Solid	07/05/11 16:15	07/06/11 13:15
240-1728-40	LL1SB-640M-0102-SO	Solid	07/05/11 16:14	07/06/11 13:15
240-1728-41	LL1SB-640M-0103-SO	Solid	07/05/11 16:12	07/06/11 13:15
240-1728-42	LL1SB-641M-0101-SO	Solid	07/06/11 09:30	07/06/11 13:15
240-1728-43	LL1SB-641M-0102-SO	Solid	07/06/11 09:37	07/06/11 13:15
240-1728-44	LL1SB-641M-0103-SO	Solid	07/06/11 09:40	07/06/11 13:15
240-1728-45	LL1SB-642M-0101-SO	Solid	07/06/11 10:40	07/06/11 13:15
240-1728-46	LL1SB-642M-0102-SO	Solid	07/06/11 10:40	07/06/11 13:15
240-1728-47	LL1SB-642M-0103-SO	Solid	07/06/11 10:40	07/06/11 13:15
240-1728-48	EQUIP RINSATE 2-1-11	Water	07/06/11 09:00	07/06/11 13:15

Detection Summary

Client: Prudent Technologies, Inc
Project/Site: RVAAP

TestAmerica Job ID: 240-1728-1

Client Sample ID: LL2SB-512M-0101-SO — Lab Sample ID: 240-1728-1

Analyte	Result	Qualifier	LOQ	DL	Unit	Dil Fac	D	Method	Prep Type
Acenaphthene	8.5		6.8	3.4	ug/Kg	1	☼	8270C/DoD	Total/NA
Acenaphthylene	25		6.8	3.4	ug/Kg	1	☼	8270C/DoD	Total/NA
Anthracene	32		6.8	3.4	ug/Kg	1	☼	8270C/DoD	Total/NA
Benzo[a]anthracene	130		6.8	3.4	ug/Kg	1	☼	8270C/DoD	Total/NA
Benzo[a]pyrene	160		6.8	3.4	ug/Kg	1	☼	8270C/DoD	Total/NA
Benzo[b]fluoranthene	190	M	6.8	3.4	ug/Kg	1	☼	8270C/DoD	Total/NA
Benzo[g,h,i]perylene	84		6.8	3.4	ug/Kg	1	☼	8270C/DoD	Total/NA
Benzo[k]fluoranthene	76	M	6.8	3.4	ug/Kg	1	☼	8270C/DoD	Total/NA
Chrysene	120		6.8	1.1	ug/Kg	1	☼	8270C/DoD	Total/NA
Dibenz(a,h)anthracene	22	M	6.8	3.4	ug/Kg	1	☼	8270C/DoD	Total/NA
Fluoranthene	220		6.8	3.4	ug/Kg	1	☼	8270C/DoD	Total/NA
Fluorene	13		6.8	3.4	ug/Kg	1	☼	8270C/DoD	Total/NA
Indeno[1,2,3-cd]pyrene	80		6.8	3.4	ug/Kg	1	☼	8270C/DoD	Total/NA
Naphthalene	7.9		6.8	3.4	ug/Kg	1	☼	8270C/DoD	Total/NA
Pyrene	200		6.8	3.4	ug/Kg	1	☼	8270C/DoD	Total/NA
Phenanthrene	100		6.8	3.4	ug/Kg	1	☼	8270C/DoD	Total/NA

Client Sample ID: LL2SB-512M-0102-SO — Lab Sample ID: 240-1728-2

Analyte	Result	Qualifier	LOQ	DL	Unit	Dil Fac	D	Method	Prep Type
Fluoranthene	11		6.8	3.4	ug/Kg	1	☼	8270C/DoD	Total/NA
Pyrene	6.9		6.8	3.4	ug/Kg	1	☼	8270C/DoD	Total/NA
Phenanthrene	11		6.8	3.4	ug/Kg	1	☼	8270C/DoD	Total/NA

Client Sample ID: LL2SB-512M-0103-SO — Lab Sample ID: 240-1728-3

Analyte	Result	Qualifier	LOQ	DL	Unit	Dil Fac	D	Method	Prep Type
Benzo[a]anthracene	7.9		6.8	3.4	ug/Kg	1	☼	8270C/DoD	Total/NA
Benzo[a]pyrene	7.1		6.8	3.4	ug/Kg	1	☼	8270C/DoD	Total/NA
Benzo[b]fluoranthene	10		6.8	3.4	ug/Kg	1	☼	8270C/DoD	Total/NA
Benzo[g,h,i]perylene	9.4	M	6.8	3.4	ug/Kg	1	☼	8270C/DoD	Total/NA
Chrysene	7.7		6.8	1.1	ug/Kg	1	☼	8270C/DoD	Total/NA
Fluoranthene	14		6.8	3.4	ug/Kg	1	☼	8270C/DoD	Total/NA
Pyrene	11		6.8	3.4	ug/Kg	1	☼	8270C/DoD	Total/NA
Phenanthrene	14		6.8	3.4	ug/Kg	1	☼	8270C/DoD	Total/NA

Client Sample ID: LL3SD-416M-0001-SD — Lab Sample ID: 240-1728-4

Analyte	Result	Qualifier	LOQ	DL	Unit	Dil Fac	D	Method	Prep Type
Acenaphthene	360	D	140	67	ug/Kg	20	☼	8270C/DoD	Total/NA
Acenaphthylene	1600	D	140	67	ug/Kg	20	☼	8270C/DoD	Total/NA
Anthracene	3100	D	140	67	ug/Kg	20	☼	8270C/DoD	Total/NA
Benzo[a]anthracene	8600	D	140	67	ug/Kg	20	☼	8270C/DoD	Total/NA
Benzo[b]fluoranthene	9100	D M	140	67	ug/Kg	20	☼	8270C/DoD	Total/NA
Benzo[k]fluoranthene	5000	D M	140	67	ug/Kg	20	☼	8270C/DoD	Total/NA
Fluoranthene	19000	D	140	67	ug/Kg	20	☼	8270C/DoD	Total/NA
Fluorene	1000	D	140	67	ug/Kg	20	☼	8270C/DoD	Total/NA
Chrysene	8200	D	140	22	ug/Kg	20	☼	8270C/DoD	Total/NA
Dibenz(a,h)anthracene	1200	D	140	67	ug/Kg	20	☼	8270C/DoD	Total/NA
Dibenzofuran	550	J D	1000	67	ug/Kg	20	☼	8270C/DoD	Total/NA
Benzo[g,h,i]perylene	4200	D	140	67	ug/Kg	20	☼	8270C/DoD	Total/NA
Benzo[a]pyrene	6800	D	140	67	ug/Kg	20	☼	8270C/DoD	Total/NA
Indeno[1,2,3-cd]pyrene	4100	D	140	67	ug/Kg	20	☼	8270C/DoD	Total/NA
Naphthalene	170	D	140	67	ug/Kg	20	☼	8270C/DoD	Total/NA

Client Sample ID: LL3SD-416M-0001-SD (Continued) — Lab Sample ID: 240-1728-4

Analyte	Result	Qualifier	LOQ	DL	Unit	Dil Fac	D	Method	Prep Type
Pyrene	13000	D	140	67	ug/Kg	20	☼	8270C/DoD	Total/NA
Phenanthrene	9200	D	140	67	ug/Kg	20	☼	8270C/DoD	Total/NA
Carbazole	1100	D	1000	550	ug/Kg	20	☼	8270C/DoD	Total/NA
beta-BHC	130	J D	180	56	ug/Kg	50	☼	8081/DOD	Total/NA
Aroclor 1254	44	J	56	17	ug/Kg	1	☼	8082/DOD	Total/NA
Aluminum	10000	D	86	22	mg/Kg	10	☼	6020/DOD	Total/NA
Antimony	1.4		0.17	0.054	mg/Kg	1	☼	6020/DOD	Total/NA
Arsenic	14		0.43	0.045	mg/Kg	1	☼	6020/DOD	Total/NA
Barium	150		0.43	0.11	mg/Kg	1	☼	6020/DOD	Total/NA
Beryllium	1.3	D	0.86	0.030	mg/Kg	10	☼	6020/DOD	Total/NA
Cadmium	1.0	J D	1.7	0.027	mg/Kg	10	☼	6020/DOD	Total/NA
Calcium	15000	D	1700	350	mg/Kg	10	☼	6020/DOD	Total/NA
Chromium	26		0.43	0.14	mg/Kg	1	☼	6020/DOD	Total/NA
Cobalt	21	D	0.86	0.039	mg/Kg	10	☼	6020/DOD	Total/NA
Copper	9.6		0.35	0.095	mg/Kg	1	☼	6020/DOD	Total/NA
Iron	24000		43	9.4	mg/Kg	1	☼	6020/DOD	Total/NA
Lead	23		0.26	0.061	mg/Kg	1	☼	6020/DOD	Total/NA
Magnesium	3400		86	7.7	mg/Kg	1	☼	6020/DOD	Total/NA
Manganese	3700	D	4.3	1.4	mg/Kg	10	☼	6020/DOD	Total/NA
Nickel	28		0.43	0.075	mg/Kg	1	☼	6020/DOD	Total/NA
Potassium	730		86	3.3	mg/Kg	1	☼	6020/DOD	Total/NA
Selenium	1.1		0.43	0.018	mg/Kg	1	☼	6020/DOD	Total/NA
Sodium	110		86	12	mg/Kg	1	☼	6020/DOD	Total/NA
Thallium	0.16	J	0.17	0.049	mg/Kg	1	☼	6020/DOD	Total/NA
Vanadium	23		0.43	0.037	mg/Kg	1	☼	6020/DOD	Total/NA
Zinc	160	D	35	8.6	mg/Kg	10	☼	6020/DOD	Total/NA
Mercury	0.30		0.085	0.012	mg/Kg	1	☼	7471/DOD	Total/NA
Hexavalent chromium	0.46	J	0.82	0.28	mg/Kg	1	☼	7196A	Total/NA

Analyte	Result	Qualifier	LOQ	MDL	Unit	Dil Fac	D	Method	Prep Type
1,3,5-Trinitrobenzene	0.031	J PG	0.25	0.020	mg/kg	0.99		8330/8330A	Total
2,4,6-Trinitrotoluene	0.32		0.25	0.020	mg/kg	0.99		8330/8330A	Total
Nitrobenzene	0.11	J PG	0.25	0.050	mg/kg	0.99		8330/8330A	Total
Tetryl	0.12	J PG	0.25	0.050	mg/kg	0.99		8330/8330A	Total
Nitrocellulose	1.4	J	5.1	0.80	mg/kg	1	☼	WS-WC-0050	Total

Client Sample ID: LL3SD-416V-0001-SD — Lab Sample ID: 240-1728-5

Analyte	Result	Qualifier	LOQ	DL	Unit	Dil Fac	D	Method	Prep Type
Carbon disulfide	42	J	230	11	ug/Kg	1	☼	8260B/DoD	Total/NA
Methylene Chloride	150	J	230	72	ug/Kg	1	☼	8260B/DoD	Total/NA

Client Sample ID: LL3SD-417M-0001-SD — Lab Sample ID: 240-1728-6

Analyte	Result	Qualifier	LOQ	DL	Unit	Dil Fac	D	Method	Prep Type
Acenaphthene	130	D	45	22	ug/Kg	6.667	☼	8270C/DoD	Total/NA
Acenaphthylene	550	D	45	22	ug/Kg	6.667	☼	8270C/DoD	Total/NA
Anthracene	1000	D	45	22	ug/Kg	6.667	☼	8270C/DoD	Total/NA
Benzo[a]anthracene	2900	D	45	22	ug/Kg	6.667	☼	8270C/DoD	Total/NA
Benzo[b]fluoranthene	3100	D M	45	22	ug/Kg	6.667	☼	8270C/DoD	Total/NA
Benzo[k]fluoranthene	1900	D M	45	22	ug/Kg	6.667	☼	8270C/DoD	Total/NA
Fluoranthene	5500	D	45	22	ug/Kg	6.667	☼	8270C/DoD	Total/NA
Fluorene	320	D M	45	22	ug/Kg	6.667	☼	8270C/DoD	Total/NA
Chrysene	2500	D	45	7.5	ug/Kg	6.667	☼	8270C/DoD	Total/NA

Client Sample ID: LL3SD-417M-0001-SD (Continued) — Lab Sample ID: 240-1728-6

Analyte	Result	Qualifier	LOQ	DL	Unit	Dil Fac	D	Method	Prep Type
Dibenz(a,h)anthracene	590	D	45	22	ug/Kg	6.667	☼	8270C/DoD	Total/NA
Dibenzofuran	200	J D	340	22	ug/Kg	6.667	☼	8270C/DoD	Total/NA
Benzo[g,h,i]perylene	1500	D	45	22	ug/Kg	6.667	☼	8270C/DoD	Total/NA
Benzo[a]pyrene	2500	D	45	22	ug/Kg	6.667	☼	8270C/DoD	Total/NA
Indeno[1,2,3-cd]pyrene	1500	D	45	22	ug/Kg	6.667	☼	8270C/DoD	Total/NA
2-Methylnaphthalene	88	D	45	22	ug/Kg	6.667	☼	8270C/DoD	Total/NA
Naphthalene	74	D	45	22	ug/Kg	6.667	☼	8270C/DoD	Total/NA
Pyrene	4000	D	45	22	ug/Kg	6.667	☼	8270C/DoD	Total/NA
Phenanthrene	2800	D	45	22	ug/Kg	6.667	☼	8270C/DoD	Total/NA
Carbazole	400	D	340	180	ug/Kg	6.667	☼	8270C/DoD	Total/NA
beta-BHC	130	J D Q	180	56	ug/Kg	50	☼	8081/DOD	Total/NA
Aroclor 1254	86		56	17	ug/Kg	1	☼	8082/DOD	Total/NA
Aluminum	9400	D	99	25	mg/Kg	10	☼	6020/DOD	Total/NA
Antimony	1.5		0.20	0.061	mg/Kg	1	☼	6020/DOD	Total/NA
Arsenic	13		0.50	0.052	mg/Kg	1	☼	6020/DOD	Total/NA
Barium	130		0.50	0.13	mg/Kg	1	☼	6020/DOD	Total/NA
Beryllium	1.2	D	0.99	0.035	mg/Kg	10	☼	6020/DOD	Total/NA
Cadmium	1.1	J D	2.0	0.031	mg/Kg	10	☼	6020/DOD	Total/NA
Calcium	9800		200	40	mg/Kg	1	☼	6020/DOD	Total/NA
Chromium	31		0.50	0.16	mg/Kg	1	☼	6020/DOD	Total/NA
Cobalt	19	D	0.99	0.045	mg/Kg	10	☼	6020/DOD	Total/NA
Copper	10		0.40	0.11	mg/Kg	1	☼	6020/DOD	Total/NA
Iron	25000		50	11	mg/Kg	1	☼	6020/DOD	Total/NA
Lead	22		0.30	0.070	mg/Kg	1	☼	6020/DOD	Total/NA
Magnesium	2400		99	8.8	mg/Kg	1	☼	6020/DOD	Total/NA
Manganese	3400	D	5.0	1.6	mg/Kg	10	☼	6020/DOD	Total/NA
Nickel	30		0.50	0.086	mg/Kg	1	☼	6020/DOD	Total/NA
Potassium	670		99	3.7	mg/Kg	1	☼	6020/DOD	Total/NA
Selenium	1.1		0.50	0.021	mg/Kg	1	☼	6020/DOD	Total/NA
Sodium	69	J	99	14	mg/Kg	1	☼	6020/DOD	Total/NA
Thallium	0.13	J	0.20	0.056	mg/Kg	1	☼	6020/DOD	Total/NA
Vanadium	23		0.50	0.043	mg/Kg	1	☼	6020/DOD	Total/NA
Zinc	170	D	40	9.9	mg/Kg	10	☼	6020/DOD	Total/NA
Mercury	0.33		0.080	0.011	mg/Kg	1	☼	7471/DOD	Total/NA
Hexavalent chromium	0.45	J	0.82	0.28	mg/Kg	1	☼	7196A	Total/NA

Analyte	Result	Qualifier	LOQ	MDL	Unit	Dil Fac	D	Method	Prep Type
2,4,6-Trinitrotoluene	0.27		0.24	0.019	mg/kg	0.96		8330/8330A	Total
Nitrocellulose	1.4	J	5.2	0.81	mg/kg	1	☼	WS-WC-0050	Total

Client Sample ID: LL3SD-417V-0001-SD — Lab Sample ID: 240-1728-7

Analyte	Result	Qualifier	LOQ	DL	Unit	Dil Fac	D	Method	Prep Type
Carbon disulfide	38	J	210	10	ug/Kg	1	☼	8260B/DoD	Total/NA
Ethylbenzene	23	J	210	4.5	ug/Kg	1	☼	8260B/DoD	Total/NA
Methylene Chloride	130	J	210	64	ug/Kg	1	☼	8260B/DoD	Total/NA
Toluene	51	J	210	14	ug/Kg	1	☼	8260B/DoD	Total/NA
Xylenes (total)	220	J	410	6.7	ug/Kg	1	☼	8260B/DoD	Total/NA

Client Sample ID: LL3SS-419M-0001-SO — Lab Sample ID: 240-1728-8

Analyte	Result	Qualifier	LOQ	DL	Unit	Dil Fac	D	Method	Prep Type
Acenaphthene	100		13	6.7	ug/Kg	2	☼	8270C/DoD	Total/NA
Anthracene	300	J	13	6.7	ug/Kg	2	☼	8270C/DoD	Total/NA

Client Sample ID: LL3SS-419M-0001-SO (Continued) — Lab Sample ID: 240-1728-8

Analyte	Result	Qualifier	LOQ	DL	Unit	Dil Fac	D	Method	Prep Type
Benzo[a]anthracene	480	J	13	6.7	ug/Kg	2	☼	8270C/DoD	Total/NA
Benzo[a]pyrene	400	J	13	6.7	ug/Kg	2	☼	8270C/DoD	Total/NA
Benzo[b]fluoranthene	440	M J	13	6.7	ug/Kg	2	☼	8270C/DoD	Total/NA
Benzo[g,h,i]perylene	250	J	13	6.7	ug/Kg	2	☼	8270C/DoD	Total/NA
Benzo[k]fluoranthene	290	M J	13	6.7	ug/Kg	2	☼	8270C/DoD	Total/NA
Chrysene	470	J	13	2.2	ug/Kg	2	☼	8270C/DoD	Total/NA
Dibenz(a,h)anthracene	56		13	6.7	ug/Kg	2	☼	8270C/DoD	Total/NA
Fluoranthene	1200	J	13	6.7	ug/Kg	2	☼	8270C/DoD	Total/NA
Fluorene	120	J	13	6.7	ug/Kg	2	☼	8270C/DoD	Total/NA
Indeno[1,2,3-cd]pyrene	220	J	13	6.7	ug/Kg	2	☼	8270C/DoD	Total/NA
Naphthalene	79		13	6.7	ug/Kg	2	☼	8270C/DoD	Total/NA
Pyrene	930	J	13	6.7	ug/Kg	2	☼	8270C/DoD	Total/NA
Phenanthrene	990	J	13	6.7	ug/Kg	2	☼	8270C/DoD	Total/NA

Client Sample ID: LL3SS-420M-0001-SO — Lab Sample ID: 240-1728-10

Analyte	Result	Qualifier	LOQ	DL	Unit	Dil Fac	D	Method	Prep Type
Acenaphthene	9.3		6.8	3.4	ug/Kg	1	☼	8270C/DoD	Total/NA
Acenaphthylene	9.4		6.8	3.4	ug/Kg	1	☼	8270C/DoD	Total/NA
Anthracene	24		6.8	3.4	ug/Kg	1	☼	8270C/DoD	Total/NA
Benzo[a]anthracene	78		6.8	3.4	ug/Kg	1	☼	8270C/DoD	Total/NA
Benzo[a]pyrene	70		6.8	3.4	ug/Kg	1	☼	8270C/DoD	Total/NA
Benzo[b]fluoranthene	99	M	6.8	3.4	ug/Kg	1	☼	8270C/DoD	Total/NA
Benzo[g,h,i]perylene	50		6.8	3.4	ug/Kg	1	☼	8270C/DoD	Total/NA
Benzo[k]fluoranthene	51	M	6.8	3.4	ug/Kg	1	☼	8270C/DoD	Total/NA
Chrysene	79		6.8	1.1	ug/Kg	1	☼	8270C/DoD	Total/NA
Dibenz(a,h)anthracene	8.8		6.8	3.4	ug/Kg	1	☼	8270C/DoD	Total/NA
Fluoranthene	160		6.8	3.4	ug/Kg	1	☼	8270C/DoD	Total/NA
Fluorene	12		6.8	3.4	ug/Kg	1	☼	8270C/DoD	Total/NA
Indeno[1,2,3-cd]pyrene	46		6.8	3.4	ug/Kg	1	☼	8270C/DoD	Total/NA
Naphthalene	12		6.8	3.4	ug/Kg	1	☼	8270C/DoD	Total/NA
Pyrene	130		6.8	3.4	ug/Kg	1	☼	8270C/DoD	Total/NA
Phenanthrene	100		6.8	3.4	ug/Kg	1	☼	8270C/DoD	Total/NA

Client Sample ID: LL3SS-421M-0001-SO — Lab Sample ID: 240-1728-11

Analyte	Result	Qualifier	LOQ	DL	Unit	Dil Fac	D	Method	Prep Type
Acenaphthene	12		6.8	3.4	ug/Kg	1	☼	8270C/DoD	Total/NA
Acenaphthylene	78		6.8	3.4	ug/Kg	1	☼	8270C/DoD	Total/NA
Anthracene	54		6.8	3.4	ug/Kg	1	☼	8270C/DoD	Total/NA
Benzo[a]anthracene	250		6.8	3.4	ug/Kg	1	☼	8270C/DoD	Total/NA
Benzo[a]pyrene	260		6.8	3.4	ug/Kg	1	☼	8270C/DoD	Total/NA
Benzo[b]fluoranthene	400	M	6.8	3.4	ug/Kg	1	☼	8270C/DoD	Total/NA
Benzo[g,h,i]perylene	190		6.8	3.4	ug/Kg	1	☼	8270C/DoD	Total/NA
Benzo[k]fluoranthene	240	M	6.8	3.4	ug/Kg	1	☼	8270C/DoD	Total/NA
Chrysene	280		6.8	1.1	ug/Kg	1	☼	8270C/DoD	Total/NA
Dibenz(a,h)anthracene	60		6.8	3.4	ug/Kg	1	☼	8270C/DoD	Total/NA
Fluoranthene	390		6.8	3.4	ug/Kg	1	☼	8270C/DoD	Total/NA
Fluorene	15		6.8	3.4	ug/Kg	1	☼	8270C/DoD	Total/NA
Indeno[1,2,3-cd]pyrene	200		6.8	3.4	ug/Kg	1	☼	8270C/DoD	Total/NA
Naphthalene	25		6.8	3.4	ug/Kg	1	☼	8270C/DoD	Total/NA
Pyrene	350		6.8	3.4	ug/Kg	1	☼	8270C/DoD	Total/NA
Phenanthrene	140		6.8	3.4	ug/Kg	1	☼	8270C/DoD	Total/NA

Detection Summary

Client: Prudent Technologies, Inc
Project/Site: RVAAP

TestAmerica Job ID: 240-1728-1

Client Sample ID: LL3SB-422M-0001-SO — Lab Sample ID: 240-1728-12

Analyte	Result	Qualifier	LOQ	DL	Unit	Dil Fac	D	Method	Prep Type
Acenaphthylene	9.8		6.8	3.4	ug/Kg	1	☼	8270C/DoD	Total/NA
Anthracene	14		6.8	3.4	ug/Kg	1	☼	8270C/DoD	Total/NA
Benzo[a]anthracene	55		6.8	3.4	ug/Kg	1	☼	8270C/DoD	Total/NA
Benzo[a]pyrene	65		6.8	3.4	ug/Kg	1	☼	8270C/DoD	Total/NA
Benzo[b]fluoranthene	89	M	6.8	3.4	ug/Kg	1	☼	8270C/DoD	Total/NA
Benzo[g,h,i]perylene	50		6.8	3.4	ug/Kg	1	☼	8270C/DoD	Total/NA
Benzo[k]fluoranthene	49	M	6.8	3.4	ug/Kg	1	☼	8270C/DoD	Total/NA
Chrysene	71		6.8	1.1	ug/Kg	1	☼	8270C/DoD	Total/NA
Dibenz(a,h)anthracene	12		6.8	3.4	ug/Kg	1	☼	8270C/DoD	Total/NA
Fluoranthene	120		6.8	3.4	ug/Kg	1	☼	8270C/DoD	Total/NA
Fluorene	7.3		6.8	3.4	ug/Kg	1	☼	8270C/DoD	Total/NA
Indeno[1,2,3-cd]pyrene	46		6.8	3.4	ug/Kg	1	☼	8270C/DoD	Total/NA
Naphthalene	12		6.8	3.4	ug/Kg	1	☼	8270C/DoD	Total/NA
Pyrene	96		6.8	3.4	ug/Kg	1	☼	8270C/DoD	Total/NA
Phenanthrene	52		6.8	3.4	ug/Kg	1	☼	8270C/DoD	Total/NA

Client Sample ID: LL2SS-519M-0001-SO — Lab Sample ID: 240-1728-13

Analyte	Result	Qualifier	LOQ	DL	Unit	Dil Fac	D	Method	Prep Type
Acenaphthene	37		6.8	3.4	ug/Kg	1	☼	8270C/DoD	Total/NA
Acenaphthylene	130		6.8	3.4	ug/Kg	1	☼	8270C/DoD	Total/NA
Anthracene	170		6.8	3.4	ug/Kg	1	☼	8270C/DoD	Total/NA
Benzo[a]anthracene	520		6.8	3.4	ug/Kg	1	☼	8270C/DoD	Total/NA
Benzo[a]pyrene	590		6.8	3.4	ug/Kg	1	☼	8270C/DoD	Total/NA
Benzo[b]fluoranthene	630	M	6.8	3.4	ug/Kg	1	☼	8270C/DoD	Total/NA
Benzo[g,h,i]perylene	430		6.8	3.4	ug/Kg	1	☼	8270C/DoD	Total/NA
Benzo[k]fluoranthene	410	M	6.8	3.4	ug/Kg	1	☼	8270C/DoD	Total/NA
Chrysene	550		6.8	1.1	ug/Kg	1	☼	8270C/DoD	Total/NA
Dibenz(a,h)anthracene	97		6.8	3.4	ug/Kg	1	☼	8270C/DoD	Total/NA
Fluoranthene	1100		6.8	3.4	ug/Kg	1	☼	8270C/DoD	Total/NA
Fluorene	76		6.8	3.4	ug/Kg	1	☼	8270C/DoD	Total/NA
Indeno[1,2,3-cd]pyrene	400		6.8	3.4	ug/Kg	1	☼	8270C/DoD	Total/NA
Naphthalene	30		6.8	3.4	ug/Kg	1	☼	8270C/DoD	Total/NA
Pyrene	850		6.8	3.4	ug/Kg	1	☼	8270C/DoD	Total/NA
Phenanthrene	560		6.8	3.4	ug/Kg	1	☼	8270C/DoD	Total/NA
Aroclor 1254	490	D	280	87	ug/Kg	5	☼	8082/DOD	Total/NA

Client Sample ID: LL2SS-516M-0001-SO — Lab Sample ID: 240-1728-14

Analyte	Result	Qualifier	LOQ	DL	Unit	Dil Fac	D	Method	Prep Type
Acenaphthene	110		27	13	ug/Kg	4	☼	8270C/DoD	Total/NA
Acenaphthylene	340		27	13	ug/Kg	4	☼	8270C/DoD	Total/NA
Anthracene	420		27	13	ug/Kg	4	☼	8270C/DoD	Total/NA
Benzo[a]anthracene	1500		27	13	ug/Kg	4	☼	8270C/DoD	Total/NA
Benzo[b]fluoranthene	1900	M	27	13	ug/Kg	4	☼	8270C/DoD	Total/NA
Benzo[k]fluoranthene	980	M	27	13	ug/Kg	4	☼	8270C/DoD	Total/NA
Fluoranthene	2900	J	27	13	ug/Kg	4	☼	8270C/DoD	Total/NA
Fluorene	180		27	13	ug/Kg	4	☼	8270C/DoD	Total/NA
Chrysene	1400		27	4.5	ug/Kg	4	☼	8270C/DoD	Total/NA
Dibenz(a,h)anthracene	240		27	13	ug/Kg	4	☼	8270C/DoD	Total/NA
Dibenzofuran	100	J	200	13	ug/Kg	4	☼	8270C/DoD	Total/NA
Benzo[g,h,i]perylene	870		27	13	ug/Kg	4	☼	8270C/DoD	Total/NA
Benzo[a]pyrene	1600	J	27	13	ug/Kg	4	☼	8270C/DoD	Total/NA
Indeno[1,2,3-cd]pyrene	890		27	13	ug/Kg	4	☼	8270C/DoD	Total/NA

Client Sample ID: LL2SS-516M-0001-SO (Continued) — Lab Sample ID: 240-1728-14

Analyte	Result	Qualifier	LOQ	DL	Unit	Dil Fac	D	Method	Prep Type
Isophorone	75	J	200	53	ug/Kg	4	☼	8270C/DoD	Total/NA
2-Methylnaphthalene	45		27	13	ug/Kg	4	☼	8270C/DoD	Total/NA
Naphthalene	58		27	13	ug/Kg	4	☼	8270C/DoD	Total/NA
Pyrene	2400	J	27	13	ug/Kg	4	☼	8270C/DoD	Total/NA
Phenanthrene	1400		27	13	ug/Kg	4	☼	8270C/DoD	Total/NA
Carbazole	140	J	200	110	ug/Kg	4	☼	8270C/DoD	Total/NA
4,4'-DDE	19	J D	35	7.9	ug/Kg	20	☼	8081/DOD	Total/NA
gamma-Chlordane	9.9	D J	35	8.6	ug/Kg	20	☼	8081/DOD	Total/NA
Aroclor 1254	670	D	280	87	ug/Kg	5	☼	8082/DOD	Total/NA
Aluminum	8100	J	9.9	2.5	mg/Kg	1	☼	6020/DOD	Total/NA
Antimony	0.15	J	0.19	0.059	mg/Kg	1	☼	6020/DOD	Total/NA
Arsenic	10		0.48	0.050	mg/Kg	1	☼	6020/DOD	Total/NA
Barium	79	J	0.48	0.12	mg/Kg	1	☼	6020/DOD	Total/NA
Beryllium	0.86	D	0.48	0.017	mg/Kg	5	☼	6020/DOD	Total/NA
Cadmium	0.27	J D	0.95	0.015	mg/Kg	5	☼	6020/DOD	Total/NA
Calcium	17000	J	200	40	mg/Kg	1	☼	6020/DOD	Total/NA
Chromium	27		0.48	0.15	mg/Kg	1	☼	6020/DOD	Total/NA
Cobalt	8.3	D	0.48	0.021	mg/Kg	5	☼	6020/DOD	Total/NA
Copper	19		0.38	0.10	mg/Kg	1	☼	6020/DOD	Total/NA
Iron	20000	J	49	11	mg/Kg	1	☼	6020/DOD	Total/NA
Lead	35		0.29	0.067	mg/Kg	1	☼	6020/DOD	Total/NA
Magnesium	4100		99	8.8	mg/Kg	1	☼	6020/DOD	Total/NA
Manganese	670	D J	2.4	0.76	mg/Kg	5	☼	6020/DOD	Total/NA
Nickel	26		0.48	0.082	mg/Kg	1	☼	6020/DOD	Total/NA
Potassium	1100		99	3.7	mg/Kg	1	☼	6020/DOD	Total/NA
Selenium	1.2		0.48	0.020	mg/Kg	1	☼	6020/DOD	Total/NA
Sodium	160		99	14	mg/Kg	1	☼	6020/DOD	Total/NA
Thallium	0.17	J	0.19	0.054	mg/Kg	1	☼	6020/DOD	Total/NA
Vanadium	15		0.48	0.041	mg/Kg	1	☼	6020/DOD	Total/NA
Zinc	88	D J	19	4.8	mg/Kg	5	☼	6020/DOD	Total/NA
Mercury	0.023	J	0.10	0.014	mg/Kg	1	☼	7471/DOD	Total/NA
Hexavalent chromium	0.45	J	0.82	0.28	mg/Kg	1	☼	7196A	Total/NA

Analyte	Result	Qualifier	LOQ	MDL	Unit	Dil Fac	D	Method	Prep Type
Nitrocellulose	0.85	J	5.1	0.79	mg/kg	1	☼	WS-WC-0050	Total

Client Sample ID: LL2SS-516V-0001-SO — Lab Sample ID: 240-1728-15

Analyte	Result	Qualifier	LOQ	DL	Unit	Dil Fac	D	Method	Prep Type
Methylene Chloride	200	J	230	71	ug/Kg	1	☼	8260B/DoD	Total/NA

Client Sample ID: LL2SS-517M-0001-SO — Lab Sample ID: 240-1728-18

Analyte	Result	Qualifier	LOQ	DL	Unit	Dil Fac	D	Method	Prep Type
Acenaphthene	150		27	13	ug/Kg	4	☼	8270C/DoD	Total/NA
Acenaphthylene	320		27	13	ug/Kg	4	☼	8270C/DoD	Total/NA
Anthracene	570		27	13	ug/Kg	4	☼	8270C/DoD	Total/NA
Benzo[a]anthracene	1600		27	13	ug/Kg	4	☼	8270C/DoD	Total/NA
Benzo[b]fluoranthene	2000	M	27	13	ug/Kg	4	☼	8270C/DoD	Total/NA
Benzo[k]fluoranthene	950	M	27	13	ug/Kg	4	☼	8270C/DoD	Total/NA
Fluoranthene	3600		27	13	ug/Kg	4	☼	8270C/DoD	Total/NA
Fluorene	300		27	13	ug/Kg	4	☼	8270C/DoD	Total/NA
Chrysene	1500		27	4.5	ug/Kg	4	☼	8270C/DoD	Total/NA
Dibenz(a,h)anthracene	210		27	13	ug/Kg	4	☼	8270C/DoD	Total/NA

Client Sample ID: LL2SS-517M-0001-SO (Continued) — Lab Sample ID: 240-1728-18

Analyte	Result	Qualifier	LOQ	DL	Unit	Dil Fac	D	Method	Prep Type
Dibenzofuran	160	J	200	13	ug/Kg	4	☼	8270C/DoD	Total/NA
Benzo[g,h,i]perylene	1000		27	13	ug/Kg	4	☼	8270C/DoD	Total/NA
Benzo[a]pyrene	1700		27	13	ug/Kg	4	☼	8270C/DoD	Total/NA
Indeno[1,2,3-cd]pyrene	1000		27	13	ug/Kg	4	☼	8270C/DoD	Total/NA
Isophorone	53	J	200	53	ug/Kg	4	☼	8270C/DoD	Total/NA
2-Methylnaphthalene	74		27	13	ug/Kg	4	☼	8270C/DoD	Total/NA
Naphthalene	78		27	13	ug/Kg	4	☼	8270C/DoD	Total/NA
Pyrene	2700		27	13	ug/Kg	4	☼	8270C/DoD	Total/NA
Phenanthrene	2100		27	13	ug/Kg	4	☼	8270C/DoD	Total/NA
Carbazole	170	J	200	110	ug/Kg	4	☼	8270C/DoD	Total/NA
Bis(2-ethylhexyl) phthalate	380		200	78	ug/Kg	4	☼	8270C/DoD	Total/NA
Aroclor 1254	250		56	17	ug/Kg	1	☼	8082/DOD	Total/NA
Aluminum	11000	D	93	23	mg/Kg	10	☼	6020/DOD	Total/NA
Antimony	0.14	J	0.19	0.058	mg/Kg	1	☼	6020/DOD	Total/NA
Arsenic	9.2		0.46	0.048	mg/Kg	1	☼	6020/DOD	Total/NA
Barium	88		0.46	0.12	mg/Kg	1	☼	6020/DOD	Total/NA
Beryllium	1.0	D	0.93	0.032	mg/Kg	10	☼	6020/DOD	Total/NA
Cadmium	0.17	J D	1.9	0.029	mg/Kg	10	☼	6020/DOD	Total/NA
Calcium	23000	D	1900	370	mg/Kg	10	☼	6020/DOD	Total/NA
Chromium	32		0.46	0.15	mg/Kg	1	☼	6020/DOD	Total/NA
Cobalt	9.2	D	0.93	0.042	mg/Kg	10	☼	6020/DOD	Total/NA
Copper	18		0.37	0.10	mg/Kg	1	☼	6020/DOD	Total/NA
Iron	20000		46	10	mg/Kg	1	☼	6020/DOD	Total/NA
Lead	33		0.28	0.065	mg/Kg	1	☼	6020/DOD	Total/NA
Magnesium	4500		93	8.3	mg/Kg	1	☼	6020/DOD	Total/NA
Manganese	870	D	4.6	1.5	mg/Kg	10	☼	6020/DOD	Total/NA
Nickel	29		0.46	0.080	mg/Kg	1	☼	6020/DOD	Total/NA
Potassium	1200		93	3.5	mg/Kg	1	☼	6020/DOD	Total/NA
Selenium	1.1		0.46	0.019	mg/Kg	1	☼	6020/DOD	Total/NA
Sodium	170		93	13	mg/Kg	1	☼	6020/DOD	Total/NA
Thallium	0.15	J	0.19	0.052	mg/Kg	1	☼	6020/DOD	Total/NA
Vanadium	14		0.46	0.040	mg/Kg	1	☼	6020/DOD	Total/NA
Zinc	62	D	37	9.3	mg/Kg	10	☼	6020/DOD	Total/NA
Mercury	0.022	J	0.10	0.014	mg/Kg	1	☼	7471/DOD	Total/NA

Analyte	Result	Qualifier	LOQ	MDL	Unit	Dil Fac	D	Method	Prep Type
2,4,6-Trinitrotoluene	0.048	J PG	0.25	0.020	mg/kg	1		8330/8330A	Total
Nitrocellulose	0.94	J	5.1	0.80	mg/kg	1	☼	WS-WC-0050	Total

Client Sample ID: LL2SS-517V-0001-SO — Lab Sample ID: 240-1728-19

Analyte	Result	Qualifier	LOQ	DL	Unit	Dil Fac	D	Method	Prep Type
Methylene Chloride	130	J	210	64	ug/Kg	1	☼	8260B/DoD	Total/NA

Client Sample ID: L12SS-300M-0001-SO — Lab Sample ID: 240-1728-20

Analyte	Result	Qualifier	LOQ	DL	Unit	Dil Fac	D	Method	Prep Type
Acenaphthene	570	D	85	42	ug/Kg	12.5	☼	8270C/DoD	Total/NA
Acenaphthylene	280	D	85	42	ug/Kg	12.5	☼	8270C/DoD	Total/NA
Anthracene	2300	D	85	42	ug/Kg	12.5	☼	8270C/DoD	Total/NA
Benzo[a]anthracene	5000	D	85	42	ug/Kg	12.5	☼	8270C/DoD	Total/NA
Benzo[b]fluoranthene	5200	D M	85	42	ug/Kg	12.5	☼	8270C/DoD	Total/NA
Benzo[k]fluoranthene	3600	D M	85	42	ug/Kg	12.5	☼	8270C/DoD	Total/NA
Fluoranthene	11000	D	85	42	ug/Kg	12.5	☼	8270C/DoD	Total/NA

Client Sample ID: L12SS-300M-0001-SO (Continued) — Lab Sample ID: 240-1728-20

Analyte	Result	Qualifier	LOQ	DL	Unit	Dil Fac	D	Method	Prep Type
Fluorene	740	D	85	42	ug/Kg	12.5	☼	8270C/DoD	Total/NA
Chrysene	5400	D	85	14	ug/Kg	12.5	☼	8270C/DoD	Total/NA
Dibenz(a,h)anthracene	750	D	85	42	ug/Kg	12.5	☼	8270C/DoD	Total/NA
Dibenzofuran	450	J D	640	42	ug/Kg	12.5	☼	8270C/DoD	Total/NA
Benzo[g,h,i]perylene	2600	D	85	42	ug/Kg	12.5	☼	8270C/DoD	Total/NA
Benzo[a]pyrene	4500	D	85	42	ug/Kg	12.5	☼	8270C/DoD	Total/NA
Indeno[1,2,3-cd]pyrene	2600	D	85	42	ug/Kg	12.5	☼	8270C/DoD	Total/NA
2-Methylnaphthalene	530	D	85	42	ug/Kg	12.5	☼	8270C/DoD	Total/NA
Naphthalene	440	D	85	42	ug/Kg	12.5	☼	8270C/DoD	Total/NA
Pyrene	9000	D	85	42	ug/Kg	12.5	☼	8270C/DoD	Total/NA
Phenanthrene	6400	D	85	42	ug/Kg	12.5	☼	8270C/DoD	Total/NA
Carbazole	680	D	640	350	ug/Kg	12.5	☼	8270C/DoD	Total/NA
Endrin ketone	80	J D	100	32	ug/Kg	50	☼	8081/DOD	Total/NA
Aroclor 1260	770	D	280	87	ug/Kg	5	☼	8082/DOD	Total/NA
Aluminum	20000	D	99	25	mg/Kg	10	☼	6020/DOD	Total/NA
Antimony	0.96		0.20	0.061	mg/Kg	1	☼	6020/DOD	Total/NA
Arsenic	16		0.49	0.051	mg/Kg	1	☼	6020/DOD	Total/NA
Barium	79		0.49	0.13	mg/Kg	1	☼	6020/DOD	Total/NA
Beryllium	0.86	J D	0.99	0.034	mg/Kg	10	☼	6020/DOD	Total/NA
Cadmium	1.0	J D	2.0	0.031	mg/Kg	10	☼	6020/DOD	Total/NA
Calcium	17000	D	2000	390	mg/Kg	10	☼	6020/DOD	Total/NA
Chromium	57		0.49	0.16	mg/Kg	1	☼	6020/DOD	Total/NA
Cobalt	7.4	D	0.99	0.044	mg/Kg	10	☼	6020/DOD	Total/NA
Copper	440		0.39	0.11	mg/Kg	1	☼	6020/DOD	Total/NA
Iron	25000		49	11	mg/Kg	1	☼	6020/DOD	Total/NA
Lead	67		0.30	0.069	mg/Kg	1	☼	6020/DOD	Total/NA
Magnesium	4200		99	8.8	mg/Kg	1	☼	6020/DOD	Total/NA
Manganese	1200	D	4.9	1.6	mg/Kg	10	☼	6020/DOD	Total/NA
Nickel	51		0.49	0.085	mg/Kg	1	☼	6020/DOD	Total/NA
Potassium	980		99	3.7	mg/Kg	1	☼	6020/DOD	Total/NA
Selenium	1.4		0.49	0.020	mg/Kg	1	☼	6020/DOD	Total/NA
Silver	0.26	J D	0.99	0.16	mg/Kg	10	☼	6020/DOD	Total/NA
Sodium	110		99	14	mg/Kg	1	☼	6020/DOD	Total/NA
Thallium	0.099	J	0.20	0.055	mg/Kg	1	☼	6020/DOD	Total/NA
Vanadium	19		0.49	0.043	mg/Kg	1	☼	6020/DOD	Total/NA
Zinc	280	D	39	9.9	mg/Kg	10	☼	6020/DOD	Total/NA
Mercury	0.088		0.076	0.011	mg/Kg	1	☼	7471/DOD	Total/NA

Analyte	Result	Qualifier	LOQ	MDL	Unit	Dil Fac	D	Method	Prep Type
Tetryl	0.17	J PG	0.24	0.048	mg/kg	0.97		8330/8330A	Total
Nitrocellulose	2.1	J	5.1	0.80	mg/kg	1	☼	WS-WC-0050	Total

Client Sample ID: L12SS-300V-0001-SO — Lab Sample ID: 240-1728-21

Analyte	Result	Qualifier	LOQ	DL	Unit	Dil Fac	D	Method	Prep Type
Carbon disulfide	41	J	230	11	ug/Kg	1	☼	8260B/DoD	Total/NA
Toluene	16	J	230	15	ug/Kg	1	☼	8260B/DoD	Total/NA
Xylenes (total)	24	J	460	7.4	ug/Kg	1	☼	8260B/DoD	Total/NA

Client Sample ID: L12SS-301M-0001-SO — Lab Sample ID: 240-1728-22

Analyte	Result	Qualifier	LOQ	DL	Unit	Dil Fac	D	Method	Prep Type
Acenaphthene	750	D	140	68	ug/Kg	20	☼	8270C/DoD	Total/NA
Acenaphthylene	600	D	140	68	ug/Kg	20	☼	8270C/DoD	Total/NA

Client Sample ID: L12SS-301M-0001-SO (Continued) — Lab Sample ID: 240-1728-22

Analyte	Result	Qualifier	LOQ	DL	Unit	Dil Fac	D	Method	Prep Type
Anthracene	3700	D	140	68	ug/Kg	20	☼	8270C/DoD	Total/NA
Benzo[a]anthracene	8300	D	140	68	ug/Kg	20	☼	8270C/DoD	Total/NA
Benzo[b]fluoranthene	8500	D M	140	68	ug/Kg	20	☼	8270C/DoD	Total/NA
Benzo[k]fluoranthene	4400	D M	140	68	ug/Kg	20	☼	8270C/DoD	Total/NA
Fluoranthene	16000	D	140	68	ug/Kg	20	☼	8270C/DoD	Total/NA
Fluorene	880	D	140	68	ug/Kg	20	☼	8270C/DoD	Total/NA
Chrysene	8100	D	140	23	ug/Kg	20	☼	8270C/DoD	Total/NA
Dibenz(a,h)anthracene	960	D	140	68	ug/Kg	20	☼	8270C/DoD	Total/NA
Dibenzofuran	660	J D	1000	68	ug/Kg	20	☼	8270C/DoD	Total/NA
Benzo[g,h,i]perylene	3800	D	140	68	ug/Kg	20	☼	8270C/DoD	Total/NA
Benzo[a]pyrene	6800	D	140	68	ug/Kg	20	☼	8270C/DoD	Total/NA
Indeno[1,2,3-cd]pyrene	3700	D	140	68	ug/Kg	20	☼	8270C/DoD	Total/NA
2-Methylnaphthalene	720	D	140	68	ug/Kg	20	☼	8270C/DoD	Total/NA
Naphthalene	540	D	140	68	ug/Kg	20	☼	8270C/DoD	Total/NA
Pyrene	13000	D	140	68	ug/Kg	20	☼	8270C/DoD	Total/NA
Phenanthrene	8700	D	140	68	ug/Kg	20	☼	8270C/DoD	Total/NA
Carbazole	980	J D	1000	550	ug/Kg	20	☼	8270C/DoD	Total/NA
Endrin ketone	130	D	100	32	ug/Kg	50	☼	8081/DOD	Total/NA
gamma-Chlordane	71	J D Q	87	22	ug/Kg	50	☼	8081/DOD	Total/NA
Aroclor 1260	930	D	280	87	ug/Kg	5	☼	8082/DOD	Total/NA
Aluminum	24000	D	87	22	mg/Kg	10	☼	6020/DOD	Total/NA
Antimony	1.4	J D	1.7	0.54	mg/Kg	10	☼	6020/DOD	Total/NA
Arsenic	12		0.43	0.045	mg/Kg	1	☼	6020/DOD	Total/NA
Barium	84	D	4.3	1.1	mg/Kg	10	☼	6020/DOD	Total/NA
Beryllium	0.94	D	0.87	0.030	mg/Kg	10	☼	6020/DOD	Total/NA
Cadmium	1.4	J D	1.7	0.027	mg/Kg	10	☼	6020/DOD	Total/NA
Calcium	19000	D	1700	350	mg/Kg	10	☼	6020/DOD	Total/NA
Chromium	58		0.43	0.14	mg/Kg	1	☼	6020/DOD	Total/NA
Cobalt	6.7	D	0.87	0.039	mg/Kg	10	☼	6020/DOD	Total/NA
Copper	650	D	3.5	0.96	mg/Kg	10	☼	6020/DOD	Total/NA
Iron	25000		43	9.5	mg/Kg	1	☼	6020/DOD	Total/NA
Lead	110	D	2.6	0.61	mg/Kg	10	☼	6020/DOD	Total/NA
Magnesium	4300		87	7.7	mg/Kg	1	☼	6020/DOD	Total/NA
Manganese	820	D	4.3	1.4	mg/Kg	10	☼	6020/DOD	Total/NA
Nickel	54		0.43	0.075	mg/Kg	1	☼	6020/DOD	Total/NA
Potassium	980		87	3.3	mg/Kg	1	☼	6020/DOD	Total/NA
Selenium	1.2		0.43	0.018	mg/Kg	1	☼	6020/DOD	Total/NA
Silver	0.32	J D	0.87	0.14	mg/Kg	10	☼	6020/DOD	Total/NA
Sodium	130		87	12	mg/Kg	1	☼	6020/DOD	Total/NA
Vanadium	21		0.43	0.038	mg/Kg	1	☼	6020/DOD	Total/NA
Zinc	340	D	35	8.7	mg/Kg	10	☼	6020/DOD	Total/NA
Mercury	0.11		0.089	0.012	mg/Kg	1	☼	7471/DOD	Total/NA
Hexavalent chromium	0.29	J	0.82	0.28	mg/Kg	1	☼	7196A	Total/NA

Analyte	Result	Qualifier	LOQ	MDL	Unit	Dil Fac	D	Method	Prep Type
Nitrobenzene	0.20	J PG	0.25	0.050	mg/kg	1		8330/8330A	Total
Tetryl	0.25	PG	0.25	0.050	mg/kg	1		8330/8330A	Total
Nitrocellulose	2.6	J	5.1	0.80	mg/kg	1	☼	WS-WC-0050	Total

Client Sample ID: L12SS-301V-0001-SO — Lab Sample ID: 240-1728-23

Analyte	Result	Qualifier	LOQ	DL	Unit	Dil Fac	D	Method	Prep Type
Carbon disulfide	34	J	180	8.4	ug/Kg	1	☼	8260B/DoD	Total/NA
Ethylbenzene	12	J	180	3.8	ug/Kg	1	☼	8260B/DoD	Total/NA

Client Sample ID: L12SS-301V-0001-SO (Continued) — Lab Sample ID: 240-1728-23

Analyte	Result	Qualifier	LOQ	DL	Unit	Dil Fac	D	Method	Prep Type
Methylene Chloride	73	J	180	54	ug/Kg	1	☼	8260B/DoD	Total/NA
Toluene	50	J	180	12	ug/Kg	1	☼	8260B/DoD	Total/NA
Xylenes (total)	64	J	350	5.7	ug/Kg	1	☼	8260B/DoD	Total/NA

Client Sample ID: LL1SB-644M-0101-SO — Lab Sample ID: 240-1728-24

Analyte	Result	Qualifier	LOQ	DL	Unit	Dil Fac	D	Method	Prep Type
Benzo[a]anthracene	21		6.7	3.3	ug/Kg	1	☼	8270C/DoD	Total/NA
Benzo[b]fluoranthene	28	M	6.7	3.3	ug/Kg	1	☼	8270C/DoD	Total/NA
Benzo[k]fluoranthene	15	M	6.7	3.3	ug/Kg	1	☼	8270C/DoD	Total/NA
Fluoranthene	41		6.7	3.3	ug/Kg	1	☼	8270C/DoD	Total/NA
Chrysene	21		6.7	1.1	ug/Kg	1	☼	8270C/DoD	Total/NA
Benzo[g,h,i]perylene	19	M	6.7	3.3	ug/Kg	1	☼	8270C/DoD	Total/NA
Benzo[a]pyrene	19		6.7	3.3	ug/Kg	1	☼	8270C/DoD	Total/NA
Di-n-butyl phthalate	37	J	50	15	ug/Kg	1	☼	8270C/DoD	Total/NA
Indeno[1,2,3-cd]pyrene	14		6.7	3.3	ug/Kg	1	☼	8270C/DoD	Total/NA
2-Methylnaphthalene	9.3		6.7	3.3	ug/Kg	1	☼	8270C/DoD	Total/NA
Pyrene	34		6.7	3.3	ug/Kg	1	☼	8270C/DoD	Total/NA
Phenanthrene	25		6.7	3.3	ug/Kg	1	☼	8270C/DoD	Total/NA
Bis(2-ethylhexyl) phthalate	270		50	19	ug/Kg	1	☼	8270C/DoD	Total/NA
4,4'-DDE	87	D	8.5	2.0	ug/Kg	5	☼	8081/DOD	Total/NA
Endrin aldehyde	19	D	15	5.0	ug/Kg	5	☼	8081/DOD	Total/NA
gamma-Chlordane	3.4	J D	8.5	2.1	ug/Kg	5	☼	8081/DOD	Total/NA
Aroclor 1254	790	D	280	85	ug/Kg	5	☼	8082/DOD	Total/NA
Aluminum	4300	D	43	11	mg/Kg	5	☼	6020/DOD	Total/NA
Arsenic	5.9		0.43	0.045	mg/Kg	1	☼	6020/DOD	Total/NA
Barium	30		0.43	0.11	mg/Kg	1	☼	6020/DOD	Total/NA
Beryllium	0.29	J D	0.43	0.015	mg/Kg	5	☼	6020/DOD	Total/NA
Cadmium	0.47	J D	0.86	0.013	mg/Kg	5	☼	6020/DOD	Total/NA
Calcium	3900		170	34	mg/Kg	1	☼	6020/DOD	Total/NA
Chromium	15		0.43	0.14	mg/Kg	1	☼	6020/DOD	Total/NA
Cobalt	4.8	D	0.43	0.019	mg/Kg	5	☼	6020/DOD	Total/NA
Copper	10		0.34	0.095	mg/Kg	1	☼	6020/DOD	Total/NA
Iron	15000		43	9.4	mg/Kg	1	☼	6020/DOD	Total/NA
Lead	36		0.26	0.061	mg/Kg	1	☼	6020/DOD	Total/NA
Magnesium	1500		86	7.7	mg/Kg	1	☼	6020/DOD	Total/NA
Manganese	540	D	2.2	0.69	mg/Kg	5	☼	6020/DOD	Total/NA
Nickel	13		0.43	0.074	mg/Kg	1	☼	6020/DOD	Total/NA
Potassium	580		86	3.2	mg/Kg	1	☼	6020/DOD	Total/NA
Selenium	0.55		0.43	0.018	mg/Kg	1	☼	6020/DOD	Total/NA
Sodium	31	J	86	12	mg/Kg	1	☼	6020/DOD	Total/NA
Thallium	0.095	J	0.17	0.048	mg/Kg	1	☼	6020/DOD	Total/NA
Vanadium	8.9		0.43	0.037	mg/Kg	1	☼	6020/DOD	Total/NA
Zinc	68	D	17	4.3	mg/Kg	5	☼	6020/DOD	Total/NA
Hexavalent chromium	0.71	J	0.81	0.27	mg/Kg	1	☼	7196A	Total/NA

Analyte	Result	Qualifier	LOQ	MDL	Unit	Dil Fac	D	Method	Prep Type
1,3,5-Trinitrobenzene	0.088	J	0.24	0.019	mg/kg	0.97		8330/8330A	Total
2,4,6-Trinitrotoluene	5.1		0.24	0.019	mg/kg	0.97		8330/8330A	Total
4-Amino-2,6-dinitrotoluene	0.22	J	0.24	0.019	mg/kg	0.97		8330/8330A	Total
HMX	0.38		0.24	0.029	mg/kg	0.97		8330/8330A	Total
RDX	0.24		0.24	0.039	mg/kg	0.97		8330/8330A	Total
Nitrocellulose	2.1	J	5.0	0.79	mg/kg	1	☼	WS-WC-0050	Total

Detection Summary

Client: Prudent Technologies, Inc
Project/Site: RVAAP

TestAmerica Job ID: 240-1728-1

Client Sample ID: LL1SB-644V-0101-SO — Lab Sample ID: 240-1728-25

Analyte	Result	Qualifier	LOQ	DL	Unit	Dil Fac	D	Method	Prep Type
Methylene Chloride	68	J	160	49	ug/Kg	1		8260B/DoD	Total/NA

Client Sample ID: LL1SB-644M-0102-SO — Lab Sample ID: 240-1728-26

Analyte	Result	Qualifier	LOQ	DL	Unit	Dil Fac	D	Method	Prep Type
Acenaphthene	18		6.8	3.4	ug/Kg	1	☼	8270C/DoD	Total/NA
Anthracene	60		6.8	3.4	ug/Kg	1	☼	8270C/DoD	Total/NA
Benzo[a]anthracene	130		6.8	3.4	ug/Kg	1	☼	8270C/DoD	Total/NA
Benzo[b]fluoranthene	150	M	6.8	3.4	ug/Kg	1	☼	8270C/DoD	Total/NA
Benzo[k]fluoranthene	60	M	6.8	3.4	ug/Kg	1	☼	8270C/DoD	Total/NA
Fluoranthene	340		6.8	3.4	ug/Kg	1	☼	8270C/DoD	Total/NA
Fluorene	23		6.8	3.4	ug/Kg	1	☼	8270C/DoD	Total/NA
Chrysene	120		6.8	1.1	ug/Kg	1	☼	8270C/DoD	Total/NA
Dibenz(a,h)anthracene	18		6.8	3.4	ug/Kg	1	☼	8270C/DoD	Total/NA
Benzo[g,h,i]perylene	65		6.8	3.4	ug/Kg	1	☼	8270C/DoD	Total/NA
Benzo[a]pyrene	100		6.8	3.4	ug/Kg	1	☼	8270C/DoD	Total/NA
Di-n-butyl phthalate	27	J	51	15	ug/Kg	1	☼	8270C/DoD	Total/NA
Diethyl phthalate	33	J	51	16	ug/Kg	1	☼	8270C/DoD	Total/NA
Indeno[1,2,3-cd]pyrene	59		6.8	3.4	ug/Kg	1	☼	8270C/DoD	Total/NA
2-Methylnaphthalene	21		6.8	3.4	ug/Kg	1	☼	8270C/DoD	Total/NA
Naphthalene	12		6.8	3.4	ug/Kg	1	☼	8270C/DoD	Total/NA
Pyrene	270		6.8	3.4	ug/Kg	1	☼	8270C/DoD	Total/NA
Phenanthrene	230		6.8	3.4	ug/Kg	1	☼	8270C/DoD	Total/NA
Phenol	31	J	51	27	ug/Kg	1	☼	8270C/DoD	Total/NA
Bis(2-ethylhexyl) phthalate	380		51	19	ug/Kg	1	☼	8270C/DoD	Total/NA
4,4'-DDE	190	D	35	7.9	ug/Kg	20	☼	8081/DOD	Total/NA
Endosulfan I	11	J D	35	11	ug/Kg	20	☼	8081/DOD	Total/NA
Endrin aldehyde	360	D	61	20	ug/Kg	20	☼	8081/DOD	Total/NA
gamma-Chlordane	580	D Q	35	8.5	ug/Kg	20	☼	8081/DOD	Total/NA
Aroclor 1254	14000	D	2800	860	ug/Kg	50	☼	8082/DOD	Total/NA
Aluminum	6600	D	76	19	mg/Kg	10	☼	6020/DOD	Total/NA
Antimony	0.086	J	0.15	0.047	mg/Kg	1	☼	6020/DOD	Total/NA
Arsenic	6.0		0.38	0.040	mg/Kg	1	☼	6020/DOD	Total/NA
Barium	60		0.38	0.099	mg/Kg	1	☼	6020/DOD	Total/NA
Beryllium	0.53	J D	0.76	0.027	mg/Kg	10	☼	6020/DOD	Total/NA
Cadmium	0.60	J D	1.5	0.024	mg/Kg	10	☼	6020/DOD	Total/NA
Calcium	26000	D	1500	300	mg/Kg	10	☼	6020/DOD	Total/NA
Chromium	28		0.38	0.12	mg/Kg	1	☼	6020/DOD	Total/NA
Cobalt	3.7	D	0.76	0.034	mg/Kg	10	☼	6020/DOD	Total/NA
Copper	12		0.30	0.084	mg/Kg	1	☼	6020/DOD	Total/NA
Iron	14000		38	8.3	mg/Kg	1	☼	6020/DOD	Total/NA
Lead	70		0.23	0.054	mg/Kg	1	☼	6020/DOD	Total/NA
Magnesium	2700		76	6.8	mg/Kg	1	☼	6020/DOD	Total/NA
Manganese	670	D	3.8	1.2	mg/Kg	10	☼	6020/DOD	Total/NA
Nickel	17		0.38	0.066	mg/Kg	1	☼	6020/DOD	Total/NA
Potassium	580		76	2.9	mg/Kg	1	☼	6020/DOD	Total/NA
Selenium	0.71		0.38	0.016	mg/Kg	1	☼	6020/DOD	Total/NA
Sodium	91		76	11	mg/Kg	1	☼	6020/DOD	Total/NA
Thallium	0.067	J	0.15	0.043	mg/Kg	1	☼	6020/DOD	Total/NA
Vanadium	8.6		0.38	0.033	mg/Kg	1	☼	6020/DOD	Total/NA
Zinc	130	D	30	7.6	mg/Kg	10	☼	6020/DOD	Total/NA
Mercury	0.039	J	0.064	0.0090	mg/Kg	1	☼	7471/DOD	Total/NA

Client Sample ID: LL1SB-644M-0102-SO (Continued) — Lab Sample ID: 240-1728-26

Analyte	Result	Qualifier	LOQ	MDL	Unit	Dil Fac	D	Method	Prep Type
1,3,5-Trinitrobenzene	0.037	J	0.25	0.020	mg/kg	0.99		8330/8330A	Total
2,4,6-Trinitrotoluene	0.49		0.25	0.020	mg/kg	0.99		8330/8330A	Total
4-Amino-2,6-dinitrotoluene	0.17	J	0.25	0.020	mg/kg	0.99		8330/8330A	Total
HMX	0.12	J	0.25	0.030	mg/kg	0.99		8330/8330A	Total
RDX	0.28		0.25	0.040	mg/kg	0.99		8330/8330A	Total
Nitrocellulose	2.5	J	5.1	0.79	mg/kg	1	☼	WS-WC-0050	Total

Client Sample ID: LL1SB-644V-0102-SO — Lab Sample ID: 240-1728-27

Analyte	Result	Qualifier	LOQ	DL	Unit	Dil Fac	D	Method	Prep Type
Methylene Chloride	160	J	320	97	ug/Kg	1		8260B/DoD	Total/NA

Client Sample ID: LL1SB-644M-0103-SO — Lab Sample ID: 240-1728-28

Analyte	Result	Qualifier	LOQ	DL	Unit	Dil Fac	D	Method	Prep Type
Benzo[b]fluoranthene	10		6.7	3.3	ug/Kg	1	☼	8270C/DoD	Total/NA
Fluoranthene	18		6.7	3.3	ug/Kg	1	☼	8270C/DoD	Total/NA
Benzo[a]pyrene	7.1		6.7	3.3	ug/Kg	1	☼	8270C/DoD	Total/NA
Di-n-butyl phthalate	19	J	50	15	ug/Kg	1	☼	8270C/DoD	Total/NA
Diethyl phthalate	25	J	50	16	ug/Kg	1	☼	8270C/DoD	Total/NA
Isophorone	15	J	50	13	ug/Kg	1	☼	8270C/DoD	Total/NA
Pyrene	13		6.7	3.3	ug/Kg	1	☼	8270C/DoD	Total/NA
Phenanthrene	16		6.7	3.3	ug/Kg	1	☼	8270C/DoD	Total/NA
Bis(2-ethylhexyl) phthalate	390		50	19	ug/Kg	1	☼	8270C/DoD	Total/NA
4,4'-DDE	65	D	8.5	2.0	ug/Kg	5	☼	8081/DOD	Total/NA
Endrin	7.7	J D	8.5	2.5	ug/Kg	5	☼	8081/DOD	Total/NA
Endrin aldehyde	40	D	15	5.0	ug/Kg	5	☼	8081/DOD	Total/NA
gamma-Chlordane	300	D Q	8.5	2.1	ug/Kg	5	☼	8081/DOD	Total/NA
Methoxychlor	12	J D	25	7.5	ug/Kg	5	☼	8081/DOD	Total/NA
Aroclor 1254	1800	D	550	170	ug/Kg	10	☼	8082/DOD	Total/NA
Aluminum	2000	D	49	12	mg/Kg	5	☼	6020/DOD	Total/NA
Arsenic	3.7		0.49	0.051	mg/Kg	1	☼	6020/DOD	Total/NA
Barium	17		0.49	0.13	mg/Kg	1	☼	6020/DOD	Total/NA
Beryllium	0.15	J D	0.49	0.017	mg/Kg	5	☼	6020/DOD	Total/NA
Cadmium	0.15	J D	0.97	0.015	mg/Kg	5	☼	6020/DOD	Total/NA
Calcium	3200		190	39	mg/Kg	1	☼	6020/DOD	Total/NA
Chromium	12		0.49	0.16	mg/Kg	1	☼	6020/DOD	Total/NA
Cobalt	6.7	D	0.49	0.022	mg/Kg	5	☼	6020/DOD	Total/NA
Copper	4.0		0.39	0.11	mg/Kg	1	☼	6020/DOD	Total/NA
Iron	9200		49	11	mg/Kg	1	☼	6020/DOD	Total/NA
Lead	7.7		0.29	0.069	mg/Kg	1	☼	6020/DOD	Total/NA
Magnesium	580		97	8.7	mg/Kg	1	☼	6020/DOD	Total/NA
Manganese	530	D	2.4	0.78	mg/Kg	5	☼	6020/DOD	Total/NA
Nickel	9.4		0.49	0.084	mg/Kg	1	☼	6020/DOD	Total/NA
Potassium	450		97	3.7	mg/Kg	1	☼	6020/DOD	Total/NA
Selenium	0.34	J	0.49	0.020	mg/Kg	1	☼	6020/DOD	Total/NA
Sodium	26	J	97	14	mg/Kg	1	☼	6020/DOD	Total/NA
Thallium	0.11	J	0.19	0.055	mg/Kg	1	☼	6020/DOD	Total/NA
Vanadium	4.8		0.49	0.042	mg/Kg	1	☼	6020/DOD	Total/NA
Zinc	62	D	19	4.9	mg/Kg	5	☼	6020/DOD	Total/NA

Analyte	Result	Qualifier	LOQ	MDL	Unit	Dil Fac	D	Method	Prep Type
1,3,5-Trinitrobenzene	0.076	J	0.25	0.020	mg/kg	1		8330/8330A	Total
2,4,6-Trinitrotoluene	3.1		0.25	0.020	mg/kg	1		8330/8330A	Total

Client Sample ID: LL1SB-644M-0103-SO (Continued) — Lab Sample ID: 240-1728-28

Analyte	Result	Qualifier	LOQ	MDL	Unit	Dil Fac	D	Method	Prep Type
4-Amino-2,6-dinitrotoluene	0.28		0.25	0.020	mg/kg	1		8330/8330A	Total
HMX	0.11	J	0.25	0.030	mg/kg	1		8330/8330A	Total
RDX	0.33		0.25	0.040	mg/kg	1		8330/8330A	Total
Nitrocellulose	2.2	J	5.0	0.78	mg/kg	1	☼	WS-WC-0050	Total

Client Sample ID: LL1SB-644V-0103-SO — Lab Sample ID: 240-1728-29

Analyte	Result	Qualifier	LOQ	DL	Unit	Dil Fac	D	Method	Prep Type
Methylene Chloride	140	J	380	120	ug/Kg	1		8260B/DoD	Total/NA

Client Sample ID: LL1SB-645M-0101-SO — Lab Sample ID: 240-1728-30

Analyte	Result	Qualifier	LOQ	DL	Unit	Dil Fac	D	Method	Prep Type
Benzo[a]anthracene	19		6.7	3.3	ug/Kg	1	☼	8270C/DoD	Total/NA
Benzo[b]fluoranthene	28	M	6.7	3.3	ug/Kg	1	☼	8270C/DoD	Total/NA
Benzo[k]fluoranthene	14	M	6.7	3.3	ug/Kg	1	☼	8270C/DoD	Total/NA
Fluoranthene	47		6.7	3.3	ug/Kg	1	☼	8270C/DoD	Total/NA
Chrysene	24		6.7	1.1	ug/Kg	1	☼	8270C/DoD	Total/NA
Benzo[g,h,i]perylene	23	M	6.7	3.3	ug/Kg	1	☼	8270C/DoD	Total/NA
Benzo[a]pyrene	19		6.7	3.3	ug/Kg	1	☼	8270C/DoD	Total/NA
Di-n-butyl phthalate	35	J	50	15	ug/Kg	1	☼	8270C/DoD	Total/NA
Indeno[1,2,3-cd]pyrene	13		6.7	3.3	ug/Kg	1	☼	8270C/DoD	Total/NA
Isophorone	55		50	13	ug/Kg	1	☼	8270C/DoD	Total/NA
Pyrene	35		6.7	3.3	ug/Kg	1	☼	8270C/DoD	Total/NA
Phenanthrene	27		6.7	3.3	ug/Kg	1	☼	8270C/DoD	Total/NA
Bis(2-ethylhexyl) phthalate	160		50	19	ug/Kg	1	☼	8270C/DoD	Total/NA
4,4'-DDE	110	D	8.6	2.0	ug/Kg	5	☼	8081/DOD	Total/NA
Endrin aldehyde	34	D	15	5.1	ug/Kg	5	☼	8081/DOD	Total/NA
Aroclor 1254	1400	D	280	86	ug/Kg	5	☼	8082/DOD	Total/NA
Aluminum	4300		10	2.5	mg/Kg	1	☼	6020/DOD	Total/NA
Antimony	0.084	J	0.20	0.063	mg/Kg	1	☼	6020/DOD	Total/NA
Arsenic	5.8		0.50	0.053	mg/Kg	1	☼	6020/DOD	Total/NA
Barium	39	B	0.50	0.13	mg/Kg	1	☼	6020/DOD	Total/NA
Beryllium	0.35		0.10	0.0035	mg/Kg	1	☼	6020/DOD	Total/NA
Cadmium	3.8		0.20	0.0031	mg/Kg	1	☼	6020/DOD	Total/NA
Calcium	9000	J	200	40	mg/Kg	1	☼	6020/DOD	Total/NA
Chromium	29	J	0.50	0.16	mg/Kg	1	☼	6020/DOD	Total/NA
Cobalt	5.4		0.10	0.0045	mg/Kg	1	☼	6020/DOD	Total/NA
Copper	22		0.40	0.11	mg/Kg	1	☼	6020/DOD	Total/NA
Iron	19000	J	50	11	mg/Kg	1	☼	6020/DOD	Total/NA
Lead	53	D J	1.5	0.36	mg/Kg	5	☼	6020/DOD	Total/NA
Magnesium	1700		100	9.0	mg/Kg	1	☼	6020/DOD	Total/NA
Manganese	600	D J	2.5	0.81	mg/Kg	5	☼	6020/DOD	Total/NA
Nickel	20		0.50	0.087	mg/Kg	1	☼	6020/DOD	Total/NA
Potassium	590		100	3.8	mg/Kg	1	☼	6020/DOD	Total/NA
Selenium	0.44	J	0.50	0.021	mg/Kg	1	☼	6020/DOD	Total/NA
Silver	0.018	J	0.10	0.016	mg/Kg	1	☼	6020/DOD	Total/NA
Sodium	60	J	100	14	mg/Kg	1	☼	6020/DOD	Total/NA
Thallium	0.12	J	0.20	0.057	mg/Kg	1	☼	6020/DOD	Total/NA
Vanadium	8.1		0.50	0.044	mg/Kg	1	☼	6020/DOD	Total/NA
Zinc	100	B J	4.0	1.0	mg/Kg	1	☼	6020/DOD	Total/NA
Mercury	0.021	J	0.098	0.014	mg/Kg	1	☼	7471/DOD	Total/NA

Client Sample ID: LL1SB-645M-0101-SO (Continued) — Lab Sample ID: 240-1728-30

Analyte	Result	Qualifier	LOQ	MDL	Unit	Dil Fac	D	Method	Prep Type
1,3,5-Trinitrobenzene	0.091	J	0.24	0.019	mg/kg	0.96		8330/8330A	Total
2,4,6-Trinitrotoluene	5.7		0.24	0.019	mg/kg	0.96		8330/8330A	Total
2,4-Dinitrotoluene	0.028	J	0.24	0.019	mg/kg	0.96		8330/8330A	Total
2-Amino-4,6-dinitrotoluene	0.15	J	0.24	0.096	mg/kg	0.96		8330/8330A	Total
4-Amino-2,6-dinitrotoluene	0.38		0.24	0.019	mg/kg	0.96		8330/8330A	Total
HMX	0.72		0.24	0.029	mg/kg	0.96		8330/8330A	Total
RDX	4.7		0.24	0.038	mg/kg	0.96		8330/8330A	Total
Nitrocellulose	3.5	J	5.0	0.79	mg/kg	1	☼	WS-WC-0050	Total

Client Sample ID: LL1SB-645V-0101-SO — Lab Sample ID: 240-1728-31

Analyte	Result	Qualifier	LOQ	DL	Unit	Dil Fac	D	Method	Prep Type
Methylene Chloride	74	J	150	46	ug/Kg	1		8260B/DoD	Total/NA

Client Sample ID: LL1SB-645M-0102-SO — Lab Sample ID: 240-1728-32

Analyte	Result	Qualifier	LOQ	DL	Unit	Dil Fac	D	Method	Prep Type
Acenaphthene	18		6.8	3.3	ug/Kg	1	☼	8270C/DoD	Total/NA
Anthracene	58		6.8	3.3	ug/Kg	1	☼	8270C/DoD	Total/NA
Benzo[a]anthracene	120		6.8	3.3	ug/Kg	1	☼	8270C/DoD	Total/NA
Benzo[b]fluoranthene	130	M	6.8	3.3	ug/Kg	1	☼	8270C/DoD	Total/NA
Benzo[k]fluoranthene	62	M	6.8	3.3	ug/Kg	1	☼	8270C/DoD	Total/NA
Fluoranthene	300		6.8	3.3	ug/Kg	1	☼	8270C/DoD	Total/NA
Fluorene	23		6.8	3.3	ug/Kg	1	☼	8270C/DoD	Total/NA
Chrysene	120		6.8	1.1	ug/Kg	1	☼	8270C/DoD	Total/NA
Dibenz(a,h)anthracene	14		6.8	3.3	ug/Kg	1	☼	8270C/DoD	Total/NA
Dibenzofuran	16	J	51	3.3	ug/Kg	1	☼	8270C/DoD	Total/NA
Benzo[g,h,i]perylene	62		6.8	3.3	ug/Kg	1	☼	8270C/DoD	Total/NA
Benzo[a]pyrene	99		6.8	3.3	ug/Kg	1	☼	8270C/DoD	Total/NA
Di-n-butyl phthalate	23	J	51	15	ug/Kg	1	☼	8270C/DoD	Total/NA
Diethyl phthalate	26	J	51	16	ug/Kg	1	☼	8270C/DoD	Total/NA
Indeno[1,2,3-cd]pyrene	58		6.8	3.3	ug/Kg	1	☼	8270C/DoD	Total/NA
2-Methylnaphthalene	11		6.8	3.3	ug/Kg	1	☼	8270C/DoD	Total/NA
Naphthalene	6.8		6.8	3.3	ug/Kg	1	☼	8270C/DoD	Total/NA
Pyrene	230		6.8	3.3	ug/Kg	1	☼	8270C/DoD	Total/NA
Phenanthrene	210		6.8	3.3	ug/Kg	1	☼	8270C/DoD	Total/NA
Bis(2-ethylhexyl) phthalate	170		51	19	ug/Kg	1	☼	8270C/DoD	Total/NA
4,4'-DDE	210	D	35	7.9	ug/Kg	20	☼	8081/DOD	Total/NA
Endosulfan I	13	J D	35	11	ug/Kg	20	☼	8081/DOD	Total/NA
Endrin	16	J D	35	10	ug/Kg	20	☼	8081/DOD	Total/NA
Endrin aldehyde	420	D	61	20	ug/Kg	20	☼	8081/DOD	Total/NA
gamma-Chlordane	650	D Q	35	8.5	ug/Kg	20	☼	8081/DOD	Total/NA
Aroclor 1254	18000	D	5600	1700	ug/Kg	100	☼	8082/DOD	Total/NA
Aluminum	6200	D	49	12	mg/Kg	5	☼	6020/DOD	Total/NA
Arsenic	5.5		0.49	0.051	mg/Kg	1	☼	6020/DOD	Total/NA
Barium	71		0.49	0.13	mg/Kg	1	☼	6020/DOD	Total/NA
Beryllium	0.59	D	0.49	0.017	mg/Kg	5	☼	6020/DOD	Total/NA
Cadmium	0.44	J D	0.99	0.015	mg/Kg	5	☼	6020/DOD	Total/NA
Calcium	29000	D	990	200	mg/Kg	5	☼	6020/DOD	Total/NA
Chromium	27		0.49	0.16	mg/Kg	1	☼	6020/DOD	Total/NA
Cobalt	4.0	D	0.49	0.022	mg/Kg	5	☼	6020/DOD	Total/NA
Copper	12		0.39	0.11	mg/Kg	1	☼	6020/DOD	Total/NA
Iron	13000		49	11	mg/Kg	1	☼	6020/DOD	Total/NA
Lead	75		0.30	0.069	mg/Kg	1	☼	6020/DOD	Total/NA

Client Sample ID: LL1SB-645M-0102-SO (Continued) — Lab Sample ID: 240-1728-32

Analyte	Result	Qualifier	LOQ	DL	Unit	Dil Fac	D	Method	Prep Type
Magnesium	2800		99	8.8	mg/Kg	1	☼	6020/DOD	Total/NA
Manganese	690	D	2.5	0.79	mg/Kg	5	☼	6020/DOD	Total/NA
Nickel	17		0.49	0.085	mg/Kg	1	☼	6020/DOD	Total/NA
Potassium	690		99	3.7	mg/Kg	1	☼	6020/DOD	Total/NA
Selenium	0.65		0.49	0.020	mg/Kg	1	☼	6020/DOD	Total/NA
Sodium	96	J	99	14	mg/Kg	1	☼	6020/DOD	Total/NA
Thallium	0.093	J	0.20	0.055	mg/Kg	1	☼	6020/DOD	Total/NA
Vanadium	8.8		0.49	0.043	mg/Kg	1	☼	6020/DOD	Total/NA
Zinc	63	D	20	4.9	mg/Kg	5	☼	6020/DOD	Total/NA
Mercury	0.043	J	0.091	0.013	mg/Kg	1	☼	7471/DOD	Total/NA

Analyte	Result	Qualifier	LOQ	MDL	Unit	Dil Fac	D	Method	Prep Type
2,4,6-Trinitrotoluene	0.19	J	0.25	0.020	mg/kg	1		8330/8330A	Total
4-Amino-2,6-dinitrotoluene	0.13	J	0.25	0.020	mg/kg	1		8330/8330A	Total
HMX	0.15	J	0.25	0.030	mg/kg	1		8330/8330A	Total
RDX	0.34		0.25	0.040	mg/kg	1		8330/8330A	Total
Nitrocellulose	1.4	J	5.1	0.79	mg/kg	1	☼	WS-WC-0050	Total

Client Sample ID: LL1SB-645V-0102-SO — Lab Sample ID: 240-1728-33

Analyte	Result	Qualifier	LOQ	DL	Unit	Dil Fac	D	Method	Prep Type
Methylene Chloride	100	J	270	83	ug/Kg	1		8260B/DoD	Total/NA

Client Sample ID: LL1SB-645M-0103-SO — Lab Sample ID: 240-1728-34

Analyte	Result	Qualifier	LOQ	DL	Unit	Dil Fac	D	Method	Prep Type
Fluoranthene	10		6.7	3.3	ug/Kg	1	☼	8270C/DoD	Total/NA
Di-n-butyl phthalate	24	J	50	15	ug/Kg	1	☼	8270C/DoD	Total/NA
Diethyl phthalate	30	J	50	16	ug/Kg	1	☼	8270C/DoD	Total/NA
Pyrene	9.1		6.7	3.3	ug/Kg	1	☼	8270C/DoD	Total/NA
Phenanthrene	6.7		6.7	3.3	ug/Kg	1	☼	8270C/DoD	Total/NA
Bis(2-ethylhexyl) phthalate	240		50	19	ug/Kg	1	☼	8270C/DoD	Total/NA
4,4'-DDE	670	D J	34	7.8	ug/Kg	20	☼	8081/DOD	Total/NA
4,4'-DDT	20	D J	40	13	ug/Kg	20	☼	8081/DOD	Total/NA
beta-BHC	28	D J Q	70	22	ug/Kg	20	☼	8081/DOD	Total/NA
Endrin	36	D J	34	10	ug/Kg	20	☼	8081/DOD	Total/NA
Aroclor 1254	280		55	17	ug/Kg	1	☼	8082/DOD	Total/NA
Aluminum	3400	D	46	11	mg/Kg	5	☼	6020/DOD	Total/NA
Arsenic	3.5		0.46	0.048	mg/Kg	1	☼	6020/DOD	Total/NA
Barium	23		0.46	0.12	mg/Kg	1	☼	6020/DOD	Total/NA
Beryllium	0.45	J D	0.46	0.016	mg/Kg	5	☼	6020/DOD	Total/NA
Cadmium	0.15	J D	0.91	0.014	mg/Kg	5	☼	6020/DOD	Total/NA
Calcium	9000		180	37	mg/Kg	1	☼	6020/DOD	Total/NA
Chromium	17		0.46	0.15	mg/Kg	1	☼	6020/DOD	Total/NA
Cobalt	2.1	D	0.46	0.021	mg/Kg	5	☼	6020/DOD	Total/NA
Copper	4.4		0.37	0.10	mg/Kg	1	☼	6020/DOD	Total/NA
Iron	12000		46	10	mg/Kg	1	☼	6020/DOD	Total/NA
Lead	6.3		0.27	0.064	mg/Kg	1	☼	6020/DOD	Total/NA
Magnesium	1800		91	8.1	mg/Kg	1	☼	6020/DOD	Total/NA
Manganese	310	D	2.3	0.73	mg/Kg	5	☼	6020/DOD	Total/NA
Nickel	10		0.46	0.079	mg/Kg	1	☼	6020/DOD	Total/NA
Potassium	460		91	3.4	mg/Kg	1	☼	6020/DOD	Total/NA
Selenium	0.42	J	0.46	0.019	mg/Kg	1	☼	6020/DOD	Total/NA
Sodium	66	J	91	13	mg/Kg	1	☼	6020/DOD	Total/NA

Client Sample ID: LL1SB-645M-0103-SO (Continued) — Lab Sample ID: 240-1728-34

Analyte	Result	Qualifier	LOQ	DL	Unit	Dil Fac	D	Method	Prep Type
Thallium	0.066	J	0.18	0.051	mg/Kg	1	☼	6020/DOD	Total/NA
Vanadium	3.9		0.46	0.039	mg/Kg	1	☼	6020/DOD	Total/NA
Zinc	42	D	18	4.6	mg/Kg	5	☼	6020/DOD	Total/NA

Analyte	Result	Qualifier	LOQ	MDL	Unit	Dil Fac	D	Method	Prep Type
1,3,5-Trinitrobenzene	0.070	J	0.25	0.020	mg/kg	1.01		8330/8330A	Total
2,4,6-Trinitrotoluene	3.4		0.25	0.020	mg/kg	1.01		8330/8330A	Total
2-Amino-4,6-dinitrotoluene	0.16	J	0.25	0.10	mg/kg	1.01		8330/8330A	Total
4-Amino-2,6-dinitrotoluene	0.49		0.25	0.020	mg/kg	1.01		8330/8330A	Total
HMX	0.26		0.25	0.030	mg/kg	1.01		8330/8330A	Total
RDX	0.52		0.25	0.040	mg/kg	1.01		8330/8330A	Total
Nitrocellulose	5.4		5.0	0.78	mg/kg	1	☼	WS-WC-0050	Total

Client Sample ID: LL1SB-645V-0103-SO — Lab Sample ID: 240-1728-35

Analyte	Result	Qualifier	LOQ	DL	Unit	Dil Fac	D	Method	Prep Type
Methylene Chloride	130	J	310	97	ug/Kg	1		8260B/DoD	Total/NA

Client Sample ID: LL1SB-643M-0101-SO — Lab Sample ID: 240-1728-36

Analyte	Result	Qualifier	LOQ	DL	Unit	Dil Fac	D	Method	Prep Type
Benzo[a]anthracene	32		27	13	ug/Kg	4	☼	8270C/DoD	Total/NA
Benzo[a]pyrene	29		27	13	ug/Kg	4	☼	8270C/DoD	Total/NA
Benzo[b]fluoranthene	31	M	27	13	ug/Kg	4	☼	8270C/DoD	Total/NA
Chrysene	32		27	4.4	ug/Kg	4	☼	8270C/DoD	Total/NA
Fluoranthene	70		27	13	ug/Kg	4	☼	8270C/DoD	Total/NA
Pyrene	59		27	13	ug/Kg	4	☼	8270C/DoD	Total/NA
Phenanthrene	58		27	13	ug/Kg	4	☼	8270C/DoD	Total/NA

Client Sample ID: LL1SB-643M-0102-SO — Lab Sample ID: 240-1728-37

Analyte	Result	Qualifier	LOQ	DL	Unit	Dil Fac	D	Method	Prep Type
Fluoranthene	11		6.7	3.3	ug/Kg	1	☼	8270C/DoD	Total/NA
Pyrene	14		6.7	3.3	ug/Kg	1	☼	8270C/DoD	Total/NA
Phenanthrene	12		6.7	3.3	ug/Kg	1	☼	8270C/DoD	Total/NA

Client Sample ID: LL1SB-643M-0103-SO — Lab Sample ID: 240-1728-38

Analyte	Result	Qualifier	LOQ	DL	Unit	Dil Fac	D	Method	Prep Type
Fluoranthene	100	D	67	33	ug/Kg	10	☼	8270C/DoD	Total/NA
Pyrene	83	D	67	33	ug/Kg	10	☼	8270C/DoD	Total/NA
Phenanthrene	110	D	67	33	ug/Kg	10	☼	8270C/DoD	Total/NA

Client Sample ID: LL1SB-640M-0101-SO — Lab Sample ID: 240-1728-39

Analyte	Result	Qualifier	LOQ	MDL	Unit	Dil Fac	D	Method	Prep Type
1,3,5-Trinitrobenzene	0.026	J	0.25	0.020	mg/kg	0.99		8330/8330A	Total
2,4,6-Trinitrotoluene	0.24	J	0.25	0.020	mg/kg	0.99		8330/8330A	Total
4-Amino-2,6-dinitrotoluene	0.094	J	0.25	0.020	mg/kg	0.99		8330/8330A	Total
HMX	0.62		0.25	0.030	mg/kg	0.99		8330/8330A	Total
RDX	0.34		0.25	0.040	mg/kg	0.99		8330/8330A	Total

Client Sample ID: LL1SB-640M-0102-SO — Lab Sample ID: 240-1728-40

Client Sample ID: LL1SB-640M-0102-SO (Continued) — Lab Sample ID: 240-1728-40

Analyte	Result	Qualifier	LOQ	MDL	Unit	Dil Fac	D	Method	Prep Type
1,3,5-Trinitrobenzene	0.037	J	0.25	0.020	mg/kg	0.99		8330/8330A	Total
2,4,6-Trinitrotoluene	6.3		0.25	0.020	mg/kg	0.99		8330/8330A	Total
HMX	0.83		0.25	0.030	mg/kg	0.99		8330/8330A	Total
RDX	2.1		0.25	0.040	mg/kg	0.99		8330/8330A	Total

Client Sample ID: LL1SB-640M-0103-SO — Lab Sample ID: 240-1728-41

Analyte	Result	Qualifier	LOQ	MDL	Unit	Dil Fac	D	Method	Prep Type
1,3,5-Trinitrobenzene	0.053	J	0.25	0.020	mg/kg	1		8330/8330A	Total
2,4,6-Trinitrotoluene	15		0.25	0.020	mg/kg	1		8330/8330A	Total
HMX	0.098	J	0.25	0.030	mg/kg	1		8330/8330A	Total
RDX	0.18	J	0.25	0.040	mg/kg	1		8330/8330A	Total

Client Sample ID: LL1SB-641M-0101-SO — Lab Sample ID: 240-1728-42

Analyte	Result	Qualifier	LOQ	DL	Unit	Dil Fac	D	Method	Prep Type
Acenaphthene	10		6.7	3.3	ug/Kg	1	☼	8270C/DoD	Total/NA
Acenaphthylene	8.6		6.7	3.3	ug/Kg	1	☼	8270C/DoD	Total/NA
Anthracene	64		6.7	3.3	ug/Kg	1	☼	8270C/DoD	Total/NA
Benzo[a]anthracene	230		6.7	3.3	ug/Kg	1	☼	8270C/DoD	Total/NA
Benzo[a]pyrene	190		6.7	3.3	ug/Kg	1	☼	8270C/DoD	Total/NA
Benzo[b]fluoranthene	220	M	6.7	3.3	ug/Kg	1	☼	8270C/DoD	Total/NA
Benzo[g,h,i]perylene	130		6.7	3.3	ug/Kg	1	☼	8270C/DoD	Total/NA
Benzo[k]fluoranthene	160	M	6.7	3.3	ug/Kg	1	☼	8270C/DoD	Total/NA
Chrysene	200		6.7	1.1	ug/Kg	1	☼	8270C/DoD	Total/NA
Dibenz(a,h)anthracene	30		6.7	3.3	ug/Kg	1	☼	8270C/DoD	Total/NA
Fluoranthene	510		6.7	3.3	ug/Kg	1	☼	8270C/DoD	Total/NA
Fluorene	12		6.7	3.3	ug/Kg	1	☼	8270C/DoD	Total/NA
Indeno[1,2,3-cd]pyrene	110		6.7	3.3	ug/Kg	1	☼	8270C/DoD	Total/NA
Naphthalene	13		6.7	3.3	ug/Kg	1	☼	8270C/DoD	Total/NA
Pyrene	370		6.7	3.3	ug/Kg	1	☼	8270C/DoD	Total/NA
Phenanthrene	220		6.7	3.3	ug/Kg	1	☼	8270C/DoD	Total/NA

Client Sample ID: LL1SB-641M-0102-SO — Lab Sample ID: 240-1728-43

No Detections

Client Sample ID: LL1SB-641M-0103-SO — Lab Sample ID: 240-1728-44

Analyte	Result	Qualifier	LOQ	DL	Unit	Dil Fac	D	Method	Prep Type
Benzo[a]anthracene	19		6.7	3.3	ug/Kg	1	☼	8270C/DoD	Total/NA
Benzo[a]pyrene	19		6.7	3.3	ug/Kg	1	☼	8270C/DoD	Total/NA
Benzo[b]fluoranthene	30	M	6.7	3.3	ug/Kg	1	☼	8270C/DoD	Total/NA
Benzo[g,h,i]perylene	19	M	6.7	3.3	ug/Kg	1	☼	8270C/DoD	Total/NA
Benzo[k]fluoranthene	13	M	6.7	3.3	ug/Kg	1	☼	8270C/DoD	Total/NA
Chrysene	21		6.7	1.1	ug/Kg	1	☼	8270C/DoD	Total/NA
Fluoranthene	41		6.7	3.3	ug/Kg	1	☼	8270C/DoD	Total/NA
Indeno[1,2,3-cd]pyrene	17	M	6.7	3.3	ug/Kg	1	☼	8270C/DoD	Total/NA
Pyrene	33		6.7	3.3	ug/Kg	1	☼	8270C/DoD	Total/NA
Phenanthrene	24		6.7	3.3	ug/Kg	1	☼	8270C/DoD	Total/NA

Client Sample ID: LL1SB-642M-0101-SO — Lab Sample ID: 240-1728-45

Client Sample ID: LL1SB-642M-0101-SO (Continued) — Lab Sample ID: 240-1728-45

Analyte	Result	Qualifier	LOQ	DL	Unit	Dil Fac	D	Method	Prep Type
Anthracene	80	D	34	17	ug/Kg	5	☼	8270C/DoD	Total/NA
Benzo[a]anthracene	210	D	34	17	ug/Kg	5	☼	8270C/DoD	Total/NA
Benzo[a]pyrene	190	D	34	17	ug/Kg	5	☼	8270C/DoD	Total/NA
Benzo[b]fluoranthene	250	D M	34	17	ug/Kg	5	☼	8270C/DoD	Total/NA
Benzo[g,h,i]perylene	140	D	34	17	ug/Kg	5	☼	8270C/DoD	Total/NA
Benzo[k]fluoranthene	110	D M	34	17	ug/Kg	5	☼	8270C/DoD	Total/NA
Chrysene	230	D	34	5.6	ug/Kg	5	☼	8270C/DoD	Total/NA
Fluoranthene	510	D	34	17	ug/Kg	5	☼	8270C/DoD	Total/NA
Fluorene	37	D	34	17	ug/Kg	5	☼	8270C/DoD	Total/NA
Indeno[1,2,3-cd]pyrene	120	D	34	17	ug/Kg	5	☼	8270C/DoD	Total/NA
Pyrene	380	D	34	17	ug/Kg	5	☼	8270C/DoD	Total/NA
Phenanthrene	340	D	34	17	ug/Kg	5	☼	8270C/DoD	Total/NA

Client Sample ID: LL1SB-642M-0102-SO — Lab Sample ID: 240-1728-46

Analyte	Result	Qualifier	LOQ	DL	Unit	Dil Fac	D	Method	Prep Type
Fluoranthene	7.2		6.7	3.3	ug/Kg	1	☼	8270C/DoD	Total/NA
Phenanthrene	13		6.7	3.3	ug/Kg	1	☼	8270C/DoD	Total/NA

Client Sample ID: LL1SB-642M-0103-SO — Lab Sample ID: 240-1728-47

Analyte	Result	Qualifier	LOQ	DL	Unit	Dil Fac	D	Method	Prep Type
Anthracene	11		6.7	3.3	ug/Kg	1	☼	8270C/DoD	Total/NA
Benzo[a]anthracene	37		6.7	3.3	ug/Kg	1	☼	8270C/DoD	Total/NA
Benzo[a]pyrene	33		6.7	3.3	ug/Kg	1	☼	8270C/DoD	Total/NA
Benzo[b]fluoranthene	39	M	6.7	3.3	ug/Kg	1	☼	8270C/DoD	Total/NA
Benzo[g,h,i]perylene	22	M	6.7	3.3	ug/Kg	1	☼	8270C/DoD	Total/NA
Benzo[k]fluoranthene	27	M	6.7	3.3	ug/Kg	1	☼	8270C/DoD	Total/NA
Chrysene	37		6.7	1.1	ug/Kg	1	☼	8270C/DoD	Total/NA
Fluoranthene	86		6.7	3.3	ug/Kg	1	☼	8270C/DoD	Total/NA
Indeno[1,2,3-cd]pyrene	21		6.7	3.3	ug/Kg	1	☼	8270C/DoD	Total/NA
Pyrene	61		6.7	3.3	ug/Kg	1	☼	8270C/DoD	Total/NA
Phenanthrene	48		6.7	3.3	ug/Kg	1	☼	8270C/DoD	Total/NA

Client Sample ID: EQUIP RINSATE 2-1-11 — Lab Sample ID: 240-1728-48

Analyte	Result	Qualifier	LOQ	DL	Unit	Dil Fac	D	Method	Prep Type
Bis(2-ethylhexyl) phthalate	2.2	B	1.9	0.78	ug/L	1		8270C/DoD	Total/NA
Antimony	0.27	J	2.0	0.21	ug/L	1		6020/DOD	Total Recovera
Cadmium	0.031	J	2.0	0.023	ug/L	1		6020/DOD	Total Recovera

Client Sample ID: LL3SD-416M-0001-SD DUP — Lab Sample ID: G1G140492001X

No Detections

Client Sample Results

Client: Prudent Technologies, Inc
Project/Site: RVAAP

TestAmerica Job ID: 240-1728-1

Client Sample ID: LL2SB-512M-0101-SO

Date Collected: 07/01/11 15:50
Date Received: 07/06/11 13:15

Lab Sample ID: 240-1728-1

Matrix: Solid
Percent Solids: 97.9

Method: 8270C/DoD - Semivolatile Organic Compounds (GC/MS)

Analyte	Result	Qualifier	LOQ	DL	Unit	D	Prepared	Analyzed	Dil Fac
Acenaphthene	8.5		6.8	3.4	ug/Kg	☼	07/13/11 11:10	08/01/11 19:30	1
Acenaphthylene	25		6.8	3.4	ug/Kg	☼	07/13/11 11:10	08/01/11 19:30	1
Anthracene	32		6.8	3.4	ug/Kg	☼	07/13/11 11:10	08/01/11 19:30	1
Benzo[a]anthracene	130		6.8	3.4	ug/Kg	☼	07/13/11 11:10	08/01/11 19:30	1
Benzo[a]pyrene	160		6.8	3.4	ug/Kg	☼	07/13/11 11:10	08/01/11 19:30	1
Benzo[b]fluoranthene	190	M	6.8	3.4	ug/Kg	☼	07/13/11 11:10	08/01/11 19:30	1
Benzo[g,h,i]perylene	84		6.8	3.4	ug/Kg	☼	07/13/11 11:10	08/01/11 19:30	1
Benzo[k]fluoranthene	76	M	6.8	3.4	ug/Kg	☼	07/13/11 11:10	08/01/11 19:30	1
Chrysene	120		6.8	1.1	ug/Kg	☼	07/13/11 11:10	08/01/11 19:30	1
Dibenz(a,h)anthracene	22	M	6.8	3.4	ug/Kg	☼	07/13/11 11:10	08/01/11 19:30	1
Fluoranthene	220		6.8	3.4	ug/Kg	☼	07/13/11 11:10	08/01/11 19:30	1
Fluorene	13		6.8	3.4	ug/Kg	☼	07/13/11 11:10	08/01/11 19:30	1
Indeno[1,2,3-cd]pyrene	80		6.8	3.4	ug/Kg	☼	07/13/11 11:10	08/01/11 19:30	1
Naphthalene	7.9		6.8	3.4	ug/Kg	☼	07/13/11 11:10	08/01/11 19:30	1
Pyrene	200		6.8	3.4	ug/Kg	☼	07/13/11 11:10	08/01/11 19:30	1
Phenanthrene	100		6.8	3.4	ug/Kg	☼	07/13/11 11:10	08/01/11 19:30	1

Surrogate	*% Recovery*	*Qualifier*	*Limits*	*Prepared*	*Analyzed*	*Dil Fac*
2-Fluorobiphenyl (Surr)	*48*		*45 - 105*	*07/13/11 11:10*	*08/01/11 19:30*	*1*
2-Fluorophenol (Surr)	*53*		*35 - 105*	*07/13/11 11:10*	*08/01/11 19:30*	*1*
Nitrobenzene-d5 (Surr)	*39*		*35 - 100*	*07/13/11 11:10*	*08/01/11 19:30*	*1*
Terphenyl-d14 (Surr)	*66*		*30 - 125*	*07/13/11 11:10*	*08/01/11 19:30*	*1*
2,4,6-Tribromophenol (Surr)	*37*		*35 - 125*	*07/13/11 11:10*	*08/01/11 19:30*	*1*
Phenol-d5 (Surr)	*57*		*40 - 100*	*07/13/11 11:10*	*08/01/11 19:30*	*1*

Client Sample ID: LL2SB-512M-0102-SO

Date Collected: 07/01/11 15:50
Date Received: 07/06/11 13:15

Lab Sample ID: 240-1728-2

Matrix: Solid
Percent Solids: 97.6

Method: 8270C/DoD - Semivolatile Organic Compounds (GC/MS)

Analyte	Result	Qualifier	LOQ	DL	Unit	D	Prepared	Analyzed	Dil Fac
Acenaphthene	3.4	U	6.8	3.4	ug/Kg	☼	07/13/11 11:10	08/01/11 13:13	1
Acenaphthylene	3.4	U	6.8	3.4	ug/Kg	☼	07/13/11 11:10	08/01/11 13:13	1
Anthracene	3.4	U	6.8	3.4	ug/Kg	☼	07/13/11 11:10	08/01/11 13:13	1
Benzo[a]anthracene	3.4	U	6.8	3.4	ug/Kg	☼	07/13/11 11:10	08/01/11 13:13	1
Benzo[a]pyrene	3.4	U	6.8	3.4	ug/Kg	☼	07/13/11 11:10	08/01/11 13:13	1
Benzo[b]fluoranthene	3.4	U	6.8	3.4	ug/Kg	☼	07/13/11 11:10	08/01/11 13:13	1
Benzo[g,h,i]perylene	3.4	U	6.8	3.4	ug/Kg	☼	07/13/11 11:10	08/01/11 13:13	1
Benzo[k]fluoranthene	3.4	U	6.8	3.4	ug/Kg	☼	07/13/11 11:10	08/01/11 13:13	1
Chrysene	3.4	U	6.8	1.1	ug/Kg	☼	07/13/11 11:10	08/01/11 13:13	1
Dibenz(a,h)anthracene	3.4	U	6.8	3.4	ug/Kg	☼	07/13/11 11:10	08/01/11 13:13	1
Fluoranthene	11		6.8	3.4	ug/Kg	☼	07/13/11 11:10	08/01/11 13:13	1
Fluorene	3.4	U	6.8	3.4	ug/Kg	☼	07/13/11 11:10	08/01/11 13:13	1
Indeno[1,2,3-cd]pyrene	3.4	U	6.8	3.4	ug/Kg	☼	07/13/11 11:10	08/01/11 13:13	1
Naphthalene	3.4	U	6.8	3.4	ug/Kg	☼	07/13/11 11:10	08/01/11 13:13	1
Pyrene	6.9		6.8	3.4	ug/Kg	☼	07/13/11 11:10	08/01/11 13:13	1
Phenanthrene	11		6.8	3.4	ug/Kg	☼	07/13/11 11:10	08/01/11 13:13	1

Surrogate	*% Recovery*	*Qualifier*	*Limits*	*Prepared*	*Analyzed*	*Dil Fac*
2-Fluorobiphenyl (Surr)	*33*	*Q*	*45 - 105*	*07/13/11 11:10*	*08/01/11 13:13*	*1*

Client Sample ID: LL2SB-512M-0102-SO

Lab Sample ID: 240-1728-2

Date Collected: 07/01/11 15:50
Matrix: Solid
Date Received: 07/06/11 13:15
Percent Solids: 97.6

Method: 8270C/DoD - Semivolatile Organic Compounds (GC/MS) (Continued)

Surrogate	*% Recovery*	*Qualifier*	*Limits*	*Prepared*	*Analyzed*	*Dil Fac*
2-Fluorophenol (Surr)	*45*		*35 - 105*	*07/13/11 11:10*	*08/01/11 13:13*	*1*
Nitrobenzene-d5 (Surr)	*33*	*Q*	*35 - 100*	*07/13/11 11:10*	*08/01/11 13:13*	*1*
Terphenyl-d14 (Surr)	*45*		*30 - 125*	*07/13/11 11:10*	*08/01/11 13:13*	*1*
2,4,6-Tribromophenol (Surr)	*36*		*35 - 125*	*07/13/11 11:10*	*08/01/11 13:13*	*1*
Phenol-d5 (Surr)	*47*		*40 - 100*	*07/13/11 11:10*	*08/01/11 13:13*	*1*

Client Sample ID: LL2SB-512M-0103-SO

Lab Sample ID: 240-1728-3

Date Collected: 07/01/11 15:50
Matrix: Solid
Date Received: 07/06/11 13:15
Percent Solids: 98.2

Method: 8270C/DoD - Semivolatile Organic Compounds (GC/MS)

Analyte	Result	Qualifier	LOQ	DL	Unit	D	Prepared	Analyzed	Dil Fac
Acenaphthene	3.4	U	6.8	3.4	ug/Kg	☼	07/13/11 11:10	08/01/11 13:32	1
Acenaphthylene	3.4	U	6.8	3.4	ug/Kg	☼	07/13/11 11:10	08/01/11 13:32	1
Anthracene	3.4	U	6.8	3.4	ug/Kg	☼	07/13/11 11:10	08/01/11 13:32	1
Benzo[a]anthracene	**7.9**		6.8	3.4	ug/Kg	☼	07/13/11 11:10	08/01/11 13:32	1
Benzo[a]pyrene	**7.1**		6.8	3.4	ug/Kg	☼	07/13/11 11:10	08/01/11 13:32	1
Benzo[b]fluoranthene	**10**		6.8	3.4	ug/Kg	☼	07/13/11 11:10	08/01/11 13:32	1
Benzo[g,h,i]perylene	**9.4**	**M**	6.8	3.4	ug/Kg	☼	07/13/11 11:10	08/01/11 13:32	1
Benzo[k]fluoranthene	3.4	U	6.8	3.4	ug/Kg	☼	07/13/11 11:10	08/01/11 13:32	1
Chrysene	**7.7**		6.8	1.1	ug/Kg	☼	07/13/11 11:10	08/01/11 13:32	1
Dibenz(a,h)anthracene	3.4	U	6.8	3.4	ug/Kg	☼	07/13/11 11:10	08/01/11 13:32	1
Fluoranthene	**14**		6.8	3.4	ug/Kg	☼	07/13/11 11:10	08/01/11 13:32	1
Fluorene	3.4	U	6.8	3.4	ug/Kg	☼	07/13/11 11:10	08/01/11 13:32	1
Indeno[1,2,3-cd]pyrene	3.4	U	6.8	3.4	ug/Kg	☼	07/13/11 11:10	08/01/11 13:32	1
Naphthalene	3.4	U	6.8	3.4	ug/Kg	☼	07/13/11 11:10	08/01/11 13:32	1
Pyrene	**11**		6.8	3.4	ug/Kg	☼	07/13/11 11:10	08/01/11 13:32	1
Phenanthrene	**14**		6.8	3.4	ug/Kg	☼	07/13/11 11:10	08/01/11 13:32	1

Surrogate	*% Recovery*	*Qualifier*	*Limits*	*Prepared*	*Analyzed*	*Dil Fac*
2-Fluorobiphenyl (Surr)	*51*		*45 - 105*	*07/13/11 11:10*	*08/01/11 13:32*	*1*
2-Fluorophenol (Surr)	*66*		*35 - 105*	*07/13/11 11:10*	*08/01/11 13:32*	*1*
Nitrobenzene-d5 (Surr)	*54*	*M*	*35 - 100*	*07/13/11 11:10*	*08/01/11 13:32*	*1*
Terphenyl-d14 (Surr)	*65*		*30 - 125*	*07/13/11 11:10*	*08/01/11 13:32*	*1*
2,4,6-Tribromophenol (Surr)	*48*		*35 - 125*	*07/13/11 11:10*	*08/01/11 13:32*	*1*
Phenol-d5 (Surr)	*64*	*M*	*40 - 100*	*07/13/11 11:10*	*08/01/11 13:32*	*1*

Client Sample ID: LL3SD-416M-0001-SD

Lab Sample ID: 240-1728-4

Date Collected: 07/02/11 08:50
Matrix: Solid
Date Received: 07/06/11 13:15
Percent Solids: 98.0

Method: 8270C/DoD - Semivolatile Organic Compounds (GC/MS)

Analyte	Result	Qualifier	LOQ	DL	Unit	D	Prepared	Analyzed	Dil Fac
Acenaphthene	**360**	**D**	140	67	ug/Kg	☼	07/13/11 11:10	08/01/11 18:52	20
Acenaphthylene	**1600**	**D**	140	67	ug/Kg	☼	07/13/11 11:10	08/01/11 18:52	20
Anthracene	**3100**	**D**	140	67	ug/Kg	☼	07/13/11 11:10	08/01/11 18:52	20
Benzo[a]anthracene	**8600**	**D**	140	67	ug/Kg	☼	07/13/11 11:10	08/01/11 18:52	20
Benzoic acid	6800	U	13000	6800	ug/Kg	☼	07/13/11 11:10	08/01/11 18:52	20

Client Sample ID: LL3SD-416M-0001-SD
Date Collected: 07/02/11 08:50
Date Received: 07/06/11 13:15

Lab Sample ID: 240-1728-4
Matrix: Solid
Percent Solids: 98.0

Method: 8270C/DoD - Semivolatile Organic Compounds (GC/MS) (Continued)

Analyte	Result	Qualifier	LOQ	DL	Unit	D	Prepared	Analyzed	Dil Fac
Benzo[b]fluoranthene	**9100**	**D M**	140	67	ug/Kg	☼	07/13/11 11:10	08/01/11 18:52	20
Benzo[k]fluoranthene	**5000**	**D M**	140	67	ug/Kg	☼	07/13/11 11:10	08/01/11 18:52	20
Benzyl alcohol	550	U	6700	430	ug/Kg	☼	07/13/11 11:10	08/01/11 18:52	20
Bis(2-chloroethoxy)methane	550	U	2000	450	ug/Kg	☼	07/13/11 11:10	08/01/11 18:52	20
Bis(2-chloroethyl)ether	67	U	2000	41	ug/Kg	☼	07/13/11 11:10	08/01/11 18:52	20
4-Bromophenyl phenyl ether	550	U	1000	270	ug/Kg	☼	07/13/11 11:10	08/01/11 18:52	20
Butyl benzyl phthalate	550	U	1000	200	ug/Kg	☼	07/13/11 11:10	08/01/11 18:52	20
2,4-Dimethylphenol	1600	U	3100	410	ug/Kg	☼	07/13/11 11:10	08/01/11 18:52	20
Dimethyl phthalate	550	U	1000	350	ug/Kg	☼	07/13/11 11:10	08/01/11 18:52	20
4,6-Dinitro-2-methylphenol	1600	U	3100	1600	ug/Kg	☼	07/13/11 11:10	08/01/11 18:52	20
2,4-Dinitrophenol	1600	U	6700	1600	ug/Kg	☼	07/13/11 11:10	08/01/11 18:52	20
2,4-Dinitrotoluene	550	U	4100	550	ug/Kg	☼	07/13/11 11:10	08/01/11 18:52	20
2,6-Dinitrotoluene	550	U	4100	430	ug/Kg	☼	07/13/11 11:10	08/01/11 18:52	20
Fluoranthene	**19000**	**D**	140	67	ug/Kg	☼	07/13/11 11:10	08/01/11 18:52	20
Fluorene	**1000**	**D**	140	67	ug/Kg	☼	07/13/11 11:10	08/01/11 18:52	20
Hexachlorobenzene	67	U	140	43	ug/Kg	☼	07/13/11 11:10	08/01/11 18:52	20
Hexachlorobutadiene	550	U Q	1000	550	ug/Kg	☼	07/13/11 11:10	08/01/11 18:52	20
Hexachlorocyclopentadiene	550	U	6700	550	ug/Kg	☼	07/13/11 11:10	08/01/11 18:52	20
Hexachloroethane	550	U	1000	180	ug/Kg	☼	07/13/11 11:10	08/01/11 18:52	20
N-Nitrosodiphenylamine	550	U	1000	430	ug/Kg	☼	07/13/11 11:10	08/01/11 18:52	20
N-Nitrosodi-n-propylamine	550	U	1000	550	ug/Kg	☼	07/13/11 11:10	08/01/11 18:52	20
1,4-Dichlorobenzene	550	U	1000	410	ug/Kg	☼	07/13/11 11:10	08/01/11 18:52	20
2-Chloronaphthalene	67	U	1000	67	ug/Kg	☼	07/13/11 11:10	08/01/11 18:52	20
2-Chlorophenol	550	U	1000	550	ug/Kg	☼	07/13/11 11:10	08/01/11 18:52	20
4-Chlorophenyl phenyl ether	550	U	1000	270	ug/Kg	☼	07/13/11 11:10	08/01/11 18:52	20
Chrysene	**8200**	**D**	140	22	ug/Kg	☼	07/13/11 11:10	08/01/11 18:52	20
Dibenz(a,h)anthracene	**1200**	**D**	140	67	ug/Kg	☼	07/13/11 11:10	08/01/11 18:52	20
Dibenzofuran	**550**	**J D**	1000	67	ug/Kg	☼	07/13/11 11:10	08/01/11 18:52	20
Benzo[g,h,i]perylene	**4200**	**D**	140	67	ug/Kg	☼	07/13/11 11:10	08/01/11 18:52	20
Benzo[a]pyrene	**6800**	**D**	140	67	ug/Kg	☼	07/13/11 11:10	08/01/11 18:52	20
Di-n-butyl phthalate	550	U	1000	310	ug/Kg	☼	07/13/11 11:10	08/01/11 18:52	20
1,2-Dichlorobenzene	550	U Q	1000	200	ug/Kg	☼	07/13/11 11:10	08/01/11 18:52	20
1,3-Dichlorobenzene	550	U Q	1000	220	ug/Kg	☼	07/13/11 11:10	08/01/11 18:52	20
3,3'-Dichlorobenzidine	1600	U	2000	370	ug/Kg	☼	07/13/11 11:10	08/01/11 18:52	20
2,4-Dichlorophenol	550	U	3100	410	ug/Kg	☼	07/13/11 11:10	08/01/11 18:52	20
Diethyl phthalate	550	U	1000	330	ug/Kg	☼	07/13/11 11:10	08/01/11 18:52	20
Indeno[1,2,3-cd]pyrene	**4100**	**D**	140	67	ug/Kg	☼	07/13/11 11:10	08/01/11 18:52	20
Isophorone	550	U	1000	270	ug/Kg	☼	07/13/11 11:10	08/01/11 18:52	20
2-Methylnaphthalene	67	U	140	67	ug/Kg	☼	07/13/11 11:10	08/01/11 18:52	20
2-Methylphenol	1600	U	4100	1600	ug/Kg	☼	07/13/11 11:10	08/01/11 18:52	20
Naphthalene	**170**	**D**	140	67	ug/Kg	☼	07/13/11 11:10	08/01/11 18:52	20
2-Nitroaniline	550	U	4100	190	ug/Kg	☼	07/13/11 11:10	08/01/11 18:52	20
3-Nitroaniline	1600	U	4100	330	ug/Kg	☼	07/13/11 11:10	08/01/11 18:52	20
4-Nitroaniline	550	U	4100	530	ug/Kg	☼	07/13/11 11:10	08/01/11 18:52	20
Nitrobenzene	67	U	2000	45	ug/Kg	☼	07/13/11 11:10	08/01/11 18:52	20
2-Nitrophenol	550	U	1000	550	ug/Kg	☼	07/13/11 11:10	08/01/11 18:52	20
4-Nitrophenol	1600	U	6700	1600	ug/Kg	☼	07/13/11 11:10	08/01/11 18:52	20
Pyrene	**13000**	**D**	140	67	ug/Kg	☼	07/13/11 11:10	08/01/11 18:52	20
Pentachlorophenol	1600	U	3100	1600	ug/Kg	☼	07/13/11 11:10	08/01/11 18:52	20
Phenanthrene	**9200**	**D**	140	67	ug/Kg	☼	07/13/11 11:10	08/01/11 18:52	20

Client Sample ID: LL3SD-416M-0001-SD
Date Collected: 07/02/11 08:50
Date Received: 07/06/11 13:15

Lab Sample ID: 240-1728-4
Matrix: Solid
Percent Solids: 98.0

Method: 8270C/DoD - Semivolatile Organic Compounds (GC/MS) (Continued)

Analyte	Result	Qualifier	LOQ	DL	Unit	D	Prepared	Analyzed	Dil Fac
1,2,4-Trichlorobenzene	550	U Q	1000	550	ug/Kg	☼	07/13/11 11:10	08/01/11 18:52	20
2,4,5-Trichlorophenol	550	U Q	3100	510	ug/Kg	☼	07/13/11 11:10	08/01/11 18:52	20
2,4,6-Trichlorophenol	1600	U Q	3100	1600	ug/Kg	☼	07/13/11 11:10	08/01/11 18:52	20
Phenol	550	U	1000	550	ug/Kg	☼	07/13/11 11:10	08/01/11 18:52	20
Carbazole	**1100**	**D**	1000	550	ug/Kg	☼	07/13/11 11:10	08/01/11 18:52	20
4-Chloroaniline	550	U	3100	350	ug/Kg	☼	07/13/11 11:10	08/01/11 18:52	20
3 & 4 Methylphenol	1600	U	8200	410	ug/Kg	☼	07/13/11 11:10	08/01/11 18:52	20
Bis(2-ethylhexyl) phthalate	550	U	1000	390	ug/Kg	☼	07/13/11 11:10	08/01/11 18:52	20
Di-n-octyl phthalate	550	U	1000	550	ug/Kg	☼	07/13/11 11:10	08/01/11 18:52	20
4-Chloro-3-methylphenol	550	U	3100	430	ug/Kg	☼	07/13/11 11:10	08/01/11 18:52	20
bis (2-Chloroisopropyl) ether	550	U	2000	190	ug/Kg	☼	07/13/11 11:10	08/01/11 18:52	20

Surrogate	*% Recovery*	*Qualifier*	*Limits*	*Prepared*	*Analyzed*	*Dil Fac*
2-Fluorobiphenyl (Surr)	*52*		*45 - 105*	*07/13/11 11:10*	*08/01/11 18:52*	*20*
2-Fluorophenol (Surr)	*62*	*M*	*35 - 105*	*07/13/11 11:10*	*08/01/11 18:52*	*20*
Nitrobenzene-d5 (Surr)	*56*		*35 - 100*	*07/13/11 11:10*	*08/01/11 18:52*	*20*
Terphenyl-d14 (Surr)	*73*		*30 - 125*	*07/13/11 11:10*	*08/01/11 18:52*	*20*
2,4,6-Tribromophenol (Surr)	*45*		*35 - 125*	*07/13/11 11:10*	*08/01/11 18:52*	*20*
Phenol-d5 (Surr)	*68*		*40 - 100*	*07/13/11 11:10*	*08/01/11 18:52*	*20*

Method: 8081/DOD - Organochlorine Pesticides (GC)

Analyte	Result	Qualifier	LOQ	DL	Unit	D	Prepared	Analyzed	Dil Fac
4,4'-DDD	34	U	100	32	ug/Kg	☼	07/13/11 12:29	08/04/11 21:05	50
4,4'-DDE	34	U	87	20	ug/Kg	☼	07/13/11 12:29	08/04/11 21:05	50
4,4'-DDT	34	U	100	32	ug/Kg	☼	07/13/11 12:29	08/04/11 21:05	50
Aldrin	68	U	200	61	ug/Kg	☼	07/13/11 12:29	08/04/11 21:05	50
alpha-BHC	68	U Q	130	37	ug/Kg	☼	07/13/11 12:29	08/04/11 21:05	50
alpha-Chlordane	68	U	150	48	ug/Kg	☼	07/13/11 12:29	08/04/11 21:05	50
beta-BHC	**130**	**J D**	180	56	ug/Kg	☼	07/13/11 12:29	08/04/11 21:05	50
delta-BHC	68	U	200	61	ug/Kg	☼	07/13/11 12:29	08/04/11 21:05	50
Dieldrin	34	U	87	24	ug/Kg	☼	07/13/11 12:29	08/04/11 21:05	50
Endosulfan I	34	U	87	27	ug/Kg	☼	07/13/11 12:29	08/04/11 21:05	50
Endosulfan II	68	U	130	42	ug/Kg	☼	07/13/11 12:29	08/04/11 21:05	50
Endosulfan sulfate	68	U	150	44	ug/Kg	☼	07/13/11 12:29	08/04/11 21:05	50
Endrin	34	U	87	25	ug/Kg	☼	07/13/11 12:29	08/04/11 21:05	50
Endrin aldehyde	68	U	150	51	ug/Kg	☼	07/13/11 12:29	08/04/11 21:05	50
Endrin ketone	34	U	100	32	ug/Kg	☼	07/13/11 12:29	08/04/11 21:05	50
gamma-BHC (Lindane)	68	U Q	130	38	ug/Kg	☼	07/13/11 12:29	08/04/11 21:05	50
gamma-Chlordane	34	U Q	87	21	ug/Kg	☼	07/13/11 12:29	08/04/11 21:05	50
Heptachlor	68	U	180	56	ug/Kg	☼	07/13/11 12:29	08/04/11 21:05	50
Heptachlor epoxide	68	U	130	41	ug/Kg	☼	07/13/11 12:29	08/04/11 21:05	50
Methoxychlor	170	U	250	76	ug/Kg	☼	07/13/11 12:29	08/04/11 21:05	50
Toxaphene	1000	U M	3400	970	ug/Kg	☼	07/13/11 12:29	08/04/11 21:05	50

Surrogate	*% Recovery*	*Qualifier*	*Limits*	*Prepared*	*Analyzed*	*Dil Fac*
DCB Decachlorobiphenyl	*1624*	*Q*	*55 - 130*	*07/13/11 12:29*	*08/04/11 21:05*	*50*
DCB Decachlorobiphenyl	*122*		*55 - 130*	*07/13/11 12:29*	*08/04/11 21:05*	*50*
Tetrachloro-m-xylene	*243*	*M Q*	*70 - 125*	*07/13/11 12:29*	*08/04/11 21:05*	*50*
Tetrachloro-m-xylene	*76*		*70 - 125*	*07/13/11 12:29*	*08/04/11 21:05*	*50*

Client Sample Results

Client: Prudent Technologies, Inc
Project/Site: RVAAP

TestAmerica Job ID: 240-1728-1

Client Sample ID: LL3SD-416M-0001-SD

Date Collected: 07/02/11 08:50
Date Received: 07/06/11 13:15

Lab Sample ID: 240-1728-4

Matrix: Solid
Percent Solids: 98.0

Method: 8082/DOD - Polychlorinated Biphenyls (PCBs) by Gas Chromatography

Analyte	Result	Qualifier	LOQ	DL	Unit	D	Prepared	Analyzed	Dil Fac
Aroclor 1016	25	U	66	21	ug/Kg	☼	07/13/11 13:31	07/20/11 20:30	1
Aroclor 1221	25	U	51	16	ug/Kg	☼	07/13/11 13:31	07/20/11 20:30	1
Aroclor 1232	25	U	46	14	ug/Kg	☼	07/13/11 13:31	07/20/11 20:30	1
Aroclor 1242	25	U	41	13	ug/Kg	☼	07/13/11 13:31	07/20/11 20:30	1
Aroclor 1248	25	U	56	17	ug/Kg	☼	07/13/11 13:31	07/20/11 20:30	1
Aroclor 1254	**44**	**J**	56	17	ug/Kg	☼	07/13/11 13:31	07/20/11 20:30	1
Aroclor 1260	25	U	56	17	ug/Kg	☼	07/13/11 13:31	07/20/11 20:30	1

Surrogate	*% Recovery*	*Qualifier*	*Limits*	*Prepared*	*Analyzed*	*Dil Fac*
Tetrachloro-m-xylene	*65*		*40 - 140*	*07/13/11 13:31*	*07/20/11 20:30*	*1*
Tetrachloro-m-xylene	*64*		*40 - 140*	*07/13/11 13:31*	*07/20/11 20:30*	*1*
DCB Decachlorobiphenyl	*322*	*Q*	*60 - 125*	*07/13/11 13:31*	*07/20/11 20:30*	*1*
DCB Decachlorobiphenyl	*146*	*Q*	*60 - 125*	*07/13/11 13:31*	*07/20/11 20:30*	*1*

Method: 8330 (Modified) - Organic Compounds by UV/HPLC

Analyte	Result	Qualifier	LOQ	MDL	Unit	D	Prepared	Analyzed	Dil Fac
Nitroguanidine	0.039 U		0.24	0.020	mg/kg		07/15/11 12:00	07/27/11 16:41	0.98

Method: 8330/8330A - Nitroaromatics & Nitramines: Explosives (8330/A)

Analyte	Result	Qualifier	LOQ	MDL	Unit	D	Prepared	Analyzed	Dil Fac
1,3,5-Trinitrobenzene	**0.031**	**J PG**	0.25	0.020	mg/kg		07/15/11 12:00	07/29/11 02:47	0.99
1,3-Dinitrobenzene	0.099 U		0.25	0.050	mg/kg		07/15/11 12:00	07/29/11 02:47	0.99
2,4,6-Trinitrotoluene	**0.32**		0.25	0.020	mg/kg		07/15/11 12:00	07/29/11 02:47	0.99
2,4-Dinitrotoluene	0.099 U		0.25	0.020	mg/kg		07/15/11 12:00	07/29/11 02:47	0.99
2,6-Dinitrotoluene	0.099 U		0.25	0.030	mg/kg		07/15/11 12:00	07/29/11 02:47	0.99
2-Amino-4,6-dinitrotoluene	0.099 U		0.25	0.099	mg/kg		07/15/11 12:00	07/29/11 02:47	0.99
2-Nitrotoluene	0.099 U		0.25	0.079	mg/kg		07/15/11 12:00	07/29/11 02:47	0.99
3-Nitrotoluene	0.099 U		0.25	0.069	mg/kg		07/15/11 12:00	07/29/11 02:47	0.99
4-Amino-2,6-dinitrotoluene	0.099 U		0.25	0.020	mg/kg		07/15/11 12:00	07/29/11 02:47	0.99
4-Nitrotoluene	0.099 U		0.25	0.079	mg/kg		07/15/11 12:00	07/29/11 02:47	0.99
HMX	0.099 U		0.25	0.030	mg/kg		07/15/11 12:00	07/29/11 02:47	0.99
Nitrobenzene	**0.11**	**J PG**	0.25	0.050	mg/kg		07/15/11 12:00	07/29/11 02:47	0.99
Nitroglycerin	0.25 U		0.50	0.13	mg/kg		07/15/11 12:00	07/29/11 02:47	0.99
PETN	0.25 U		0.50	0.16	mg/kg		07/15/11 12:00	07/29/11 02:47	0.99
RDX	0.099 U		0.25	0.040	mg/kg		07/15/11 12:00	07/29/11 02:47	0.99
Tetryl	**0.12**	**J PG**	0.25	0.050	mg/kg		07/15/11 12:00	07/29/11 02:47	0.99

Surrogate	*% Recovery*	*Qualifier*	*Limits*	*Prepared*	*Analyzed*	*Dil Fac*
3,4-Dinitrotoluene	*90*		*78 - 108*	*07/15/11 12:00*	*07/29/11 02:47*	*0.99*

Method: 6020/DOD - Metals (ICP/MS)

Analyte	Result	Qualifier	LOQ	DL	Unit	D	Prepared	Analyzed	Dil Fac
Aluminum	**10000**	**D**	86	22	mg/Kg	☼	07/15/11 12:40	08/29/11 14:16	10
Antimony	**1.4**		0.17	0.054	mg/Kg	☼	07/15/11 12:40	08/25/11 22:49	1
Arsenic	**14**		0.43	0.045	mg/Kg	☼	07/15/11 12:40	08/25/11 22:49	1
Barium	**150**		0.43	0.11	mg/Kg	☼	07/15/11 12:40	08/25/11 22:49	1
Beryllium	**1.3**	**D**	0.86	0.030	mg/Kg	☼	07/15/11 12:40	08/29/11 14:16	10
Cadmium	**1.0**	**J D**	1.7	0.027	mg/Kg	☼	07/15/11 12:40	08/29/11 14:16	10
Calcium	**15000**	**D**	1700	350	mg/Kg	☼	07/15/11 12:40	08/29/11 14:16	10
Chromium	**26**		0.43	0.14	mg/Kg	☼	07/15/11 12:40	08/25/11 22:49	1
Cobalt	**21**	**D**	0.86	0.039	mg/Kg	☼	07/15/11 12:40	08/29/11 14:16	10

Client Sample ID: LL3SD-416M-0001-SD

Lab Sample ID: 240-1728-4

Date Collected: 07/02/11 08:50
Date Received: 07/06/11 13:15

Matrix: Solid
Percent Solids: 98.0

Method: 6020/DOD - Metals (ICP/MS) (Continued)

Analyte	Result	Qualifier	LOQ	DL	Unit	D	Prepared	Analyzed	Dil Fac
Copper	9.6		0.35	0.095	mg/Kg	☼	07/15/11 12:40	08/25/11 22:49	1
Iron	24000		43	9.4	mg/Kg	☼	07/15/11 12:40	08/25/11 22:49	1
Lead	23		0.26	0.061	mg/Kg	☼	07/15/11 12:40	08/25/11 22:49	1
Magnesium	3400		86	7.7	mg/Kg	☼	07/15/11 12:40	08/25/11 22:49	1
Manganese	3700	D	4.3	1.4	mg/Kg	☼	07/15/11 12:40	08/29/11 14:16	10
Nickel	28		0.43	0.075	mg/Kg	☼	07/15/11 12:40	08/25/11 22:49	1
Potassium	730		86	3.3	mg/Kg	☼	07/15/11 12:40	08/25/11 22:49	1
Selenium	1.1		0.43	0.018	mg/Kg	☼	07/15/11 12:40	08/25/11 22:49	1
Silver	0.43	U	0.86	0.14	mg/Kg	☼	07/15/11 12:40	08/29/11 14:16	10
Sodium	110		86	12	mg/Kg	☼	07/15/11 12:40	08/25/11 22:49	1
Thallium	0.16	J	0.17	0.049	mg/Kg	☼	07/15/11 12:40	08/25/11 22:49	1
Vanadium	23		0.43	0.037	mg/Kg	☼	07/15/11 12:40	08/25/11 22:49	1
Zinc	160	D	35	8.6	mg/Kg	☼	07/15/11 12:40	08/29/11 14:16	10

Method: 7471/DOD - Mercury (CVAA)

Analyte	Result	Qualifier	LOQ	DL	Unit	D	Prepared	Analyzed	Dil Fac
Mercury	0.30		0.085	0.012	mg/Kg	☼	07/15/11 15:30	07/18/11 17:06	1

General Chemistry

Analyte	Result	Qualifier	LOQ	DL	Unit	D	Prepared	Analyzed	Dil Fac
Hexavalent chromium	0.46	J	0.82	0.28	mg/Kg	☼	07/18/11 14:13	07/20/11 16:15	1

Analyte	Result	Qualifier	LOQ	MDL	Unit	D	Prepared	Analyzed	Dil Fac
Nitrocellulose	1.4	J	5.1	0.80	mg/kg	☼	07/20/11 05:35	07/21/11 12:43	1

Client Sample ID: LL3SD-416V-0001-SD

Lab Sample ID: 240-1728-5

Date Collected: 07/02/11 08:50
Date Received: 07/06/11 13:15

Matrix: Solid
Percent Solids: 81.2

Method: 8260B/DoD - Volatile Organic Compounds (GC/MS)

Analyte	Result	Qualifier	LOQ	DL	Unit	D	Prepared	Analyzed	Dil Fac
1,1,1-Trichloroethane	9.3	U	230	20	ug/Kg	☼	07/12/11 15:40	07/12/11 21:37	1
1,1,2,2-Tetrachloroethane	23	U	230	8.3	ug/Kg	☼	07/12/11 15:40	07/12/11 21:37	1
1,1,2-Trichloroethane	23	U	230	11	ug/Kg	☼	07/12/11 15:40	07/12/11 21:37	1
1,1-Dichloroethane	23	U	230	16	ug/Kg	☼	07/12/11 15:40	07/12/11 21:37	1
1,1-Dichloroethene	23	U	230	17	ug/Kg	☼	07/12/11 15:40	07/12/11 21:37	1
1,2-Dichloroethane	23	U	230	9.3	ug/Kg	☼	07/12/11 15:40	07/12/11 21:37	1
1,2-Dichloroethene, Total	7.7	U	470	7.7	ug/Kg	☼	07/12/11 15:40	07/12/11 21:37	1
1,2-Dichloropropane	9.3	U	230	7.7	ug/Kg	☼	07/12/11 15:40	07/12/11 21:37	1
2-Butanone	93	U	930	40	ug/Kg	☼	07/12/11 15:40	07/12/11 21:37	1
2-Hexanone	47	U	930	19	ug/Kg	☼	07/12/11 15:40	07/12/11 21:37	1
4-Methyl-2-pentanone	93	U	930	45	ug/Kg	☼	07/12/11 15:40	07/12/11 21:37	1
Acetone	190	U	930	160	ug/Kg	☼	07/12/11 15:40	07/12/11 21:37	1
Benzene	23	U	230	11	ug/Kg	☼	07/12/11 15:40	07/12/11 21:37	1
Bromoform	23	U	230	18	ug/Kg	☼	07/12/11 15:40	07/12/11 21:37	1
Bromomethane	47	U	230	27	ug/Kg	☼	07/12/11 15:40	07/12/11 21:37	1
Carbon disulfide	42	J	230	11	ug/Kg	☼	07/12/11 15:40	07/12/11 21:37	1
Carbon tetrachloride	9.3	U	230	6.0	ug/Kg	☼	07/12/11 15:40	07/12/11 21:37	1
Chlorobenzene	9.3	U	230	6.0	ug/Kg	☼	07/12/11 15:40	07/12/11 21:37	1
Chloromethane	23	U	230	13	ug/Kg	☼	07/12/11 15:40	07/12/11 21:37	1
cis-1,2-Dichloroethene	9.3	U	230	6.4	ug/Kg	☼	07/12/11 15:40	07/12/11 21:37	1

Client Sample ID: LL3SD-416V-0001-SD

Lab Sample ID: 240-1728-5

Date Collected: 07/02/11 08:50
Date Received: 07/06/11 13:15

Matrix: Solid
Percent Solids: 81.2

Method: 8260B/DoD - Volatile Organic Compounds (GC/MS) (Continued)

Analyte	Result	Qualifier	LOQ	DL	Unit	D	Prepared	Analyzed	Dil Fac
cis-1,3-Dichloropropene	9.3	U	230	7.4	ug/Kg	☼	07/12/11 15:40	07/12/11 21:37	1
Dibromochloromethane	23	U	230	11	ug/Kg	☼	07/12/11 15:40	07/12/11 21:37	1
Bromodichloromethane	23	U	230	9.2	ug/Kg	☼	07/12/11 15:40	07/12/11 21:37	1
Ethylbenzene	9.3	U	230	5.0	ug/Kg	☼	07/12/11 15:40	07/12/11 21:37	1
Methylene Chloride	**150**	**J**	230	72	ug/Kg	☼	07/12/11 15:40	07/12/11 21:37	1
Styrene	9.3	U	230	5.2	ug/Kg	☼	07/12/11 15:40	07/12/11 21:37	1
Tetrachloroethene	23	U	230	11	ug/Kg	☼	07/12/11 15:40	07/12/11 21:37	1
Toluene	23	U	230	16	ug/Kg	☼	07/12/11 15:40	07/12/11 21:37	1
trans-1,2-Dichloroethene	23	U	230	8.6	ug/Kg	☼	07/12/11 15:40	07/12/11 21:37	1
trans-1,3-Dichloropropene	23	U	230	19	ug/Kg	☼	07/12/11 15:40	07/12/11 21:37	1
Trichloroethene	23	U	230	9.1	ug/Kg	☼	07/12/11 15:40	07/12/11 21:37	1
Vinyl chloride	23	U	230	17	ug/Kg	☼	07/12/11 15:40	07/12/11 21:37	1
Xylenes (total)	28	U	470	7.6	ug/Kg	☼	07/12/11 15:40	07/12/11 21:37	1
Chloroform	23	U	230	8.2	ug/Kg	☼	07/12/11 15:40	07/12/11 21:37	1
Bromochloromethane	23	U	230	12	ug/Kg	☼	07/12/11 15:40	07/12/11 21:37	1
1,2-Dibromoethane	23	U	230	9.3	ug/Kg	☼	07/12/11 15:40	07/12/11 21:37	1
Chloroethane	93	U	230	57	ug/Kg	☼	07/12/11 15:40	07/12/11 21:37	1

Surrogate	*% Recovery*	*Qualifier*	*Limits*	*Prepared*	*Analyzed*	*Dil Fac*
Toluene-d8 (Surr)	*74*	*Q*	*85 - 115*	*07/12/11 15:40*	*07/12/11 21:37*	*1*
1,2-Dichloroethane-d4 (Surr)	*83*		*61 - 130*	*07/12/11 15:40*	*07/12/11 21:37*	*1*
4-Bromofluorobenzene (Surr)	*74*	*Q*	*85 - 120*	*07/12/11 15:40*	*07/12/11 21:37*	*1*
Dibromofluoromethane (Surr)	*67*		*59 - 138*	*07/12/11 15:40*	*07/12/11 21:37*	*1*

Client Sample ID: LL3SD-417M-0001-SD

Lab Sample ID: 240-1728-6

Date Collected: 07/02/11 08:50
Date Received: 07/06/11 13:15

Matrix: Solid
Percent Solids: 98.0

Method: 8270C/DoD - Semivolatile Organic Compounds (GC/MS)

Analyte	Result	Qualifier	LOQ	DL	Unit	D	Prepared	Analyzed	Dil Fac
Acenaphthene	**130**	**D**	45	22	ug/Kg	☼	07/13/11 11:10	08/01/11 18:15	6.667
Acenaphthylene	**550**	**D**	45	22	ug/Kg	☼	07/13/11 11:10	08/01/11 18:15	6.667
Anthracene	**1000**	**D**	45	22	ug/Kg	☼	07/13/11 11:10	08/01/11 18:15	6.667
Benzo[a]anthracene	**2900**	**D**	45	22	ug/Kg	☼	07/13/11 11:10	08/01/11 18:15	6.667
Benzoic acid	2300	U	4500	2300	ug/Kg	☼	07/13/11 11:10	08/01/11 18:15	6.667
Benzo[b]fluoranthene	**3100**	**D M**	45	22	ug/Kg	☼	07/13/11 11:10	08/01/11 18:15	6.667
Benzo[k]fluoranthene	**1900**	**D M**	45	22	ug/Kg	☼	07/13/11 11:10	08/01/11 18:15	6.667
Benzyl alcohol	180	U	2200	140	ug/Kg	☼	07/13/11 11:10	08/01/11 18:15	6.667
Bis(2-chloroethoxy)methane	180	U	680	150	ug/Kg	☼	07/13/11 11:10	08/01/11 18:15	6.667
Bis(2-chloroethyl)ether	22	U	680	14	ug/Kg	☼	07/13/11 11:10	08/01/11 18:15	6.667
4-Bromophenyl phenyl ether	180	U	340	88	ug/Kg	☼	07/13/11 11:10	08/01/11 18:15	6.667
Butyl benzyl phthalate	180	U	340	68	ug/Kg	☼	07/13/11 11:10	08/01/11 18:15	6.667
2,4-Dimethylphenol	540	U	1000	140	ug/Kg	☼	07/13/11 11:10	08/01/11 18:15	6.667
Dimethyl phthalate	180	U	340	120	ug/Kg	☼	07/13/11 11:10	08/01/11 18:15	6.667
4,6-Dinitro-2-methylphenol	540	U	1000	540	ug/Kg	☼	07/13/11 11:10	08/01/11 18:15	6.667
2,4-Dinitrophenol	540	U	2200	540	ug/Kg	☼	07/13/11 11:10	08/01/11 18:15	6.667
2,4-Dinitrotoluene	180	U	1400	180	ug/Kg	☼	07/13/11 11:10	08/01/11 18:15	6.667
2,6-Dinitrotoluene	180	U	1400	140	ug/Kg	☼	07/13/11 11:10	08/01/11 18:15	6.667
Fluoranthene	**5500**	**D**	45	22	ug/Kg	☼	07/13/11 11:10	08/01/11 18:15	6.667
Fluorene	**320**	**D M**	45	22	ug/Kg	☼	07/13/11 11:10	08/01/11 18:15	6.667

Client: Prudent Technologies, Inc
Project/Site: RVAAP

TestAmerica Job ID: 240-1728-1

Client Sample ID: LL3SD-417M-0001-SD
Date Collected: 07/02/11 08:50
Date Received: 07/06/11 13:15

Lab Sample ID: 240-1728-6
Matrix: Solid
Percent Solids: 98.0

Method: 8270C/DoD - Semivolatile Organic Compounds (GC/MS) (Continued)

Analyte	Result	Qualifier	LOQ	DL	Unit	D	Prepared	Analyzed	Dil Fac
Hexachlorobenzene	22	U	45	14	ug/Kg	☼	07/13/11 11:10	08/01/11 18:15	6.667
Hexachlorobutadiene	180	U Q	340	180	ug/Kg	☼	07/13/11 11:10	08/01/11 18:15	6.667
Hexachlorocyclopentadiene	180	U	2200	180	ug/Kg	☼	07/13/11 11:10	08/01/11 18:15	6.667
Hexachloroethane	180	U	340	61	ug/Kg	☼	07/13/11 11:10	08/01/11 18:15	6.667
N-Nitrosodiphenylamine	180	U	340	140	ug/Kg	☼	07/13/11 11:10	08/01/11 18:15	6.667
N-Nitrosodi-n-propylamine	180	U	340	180	ug/Kg	☼	07/13/11 11:10	08/01/11 18:15	6.667
1,4-Dichlorobenzene	180	U	340	140	ug/Kg	☼	07/13/11 11:10	08/01/11 18:15	6.667
2-Chloronaphthalene	22	U	340	22	ug/Kg	☼	07/13/11 11:10	08/01/11 18:15	6.667
2-Chlorophenol	180	U	340	180	ug/Kg	☼	07/13/11 11:10	08/01/11 18:15	6.667
4-Chlorophenyl phenyl ether	180	U	340	88	ug/Kg	☼	07/13/11 11:10	08/01/11 18:15	6.667
Chrysene	**2500**	**D**	45	7.5	ug/Kg	☼	07/13/11 11:10	08/01/11 18:15	6.667
Dibenz(a,h)anthracene	**590**	**D**	45	22	ug/Kg	☼	07/13/11 11:10	08/01/11 18:15	6.667
Dibenzofuran	**200**	**J D**	340	22	ug/Kg	☼	07/13/11 11:10	08/01/11 18:15	6.667
Benzo[g,h,i]perylene	**1500**	**D**	45	22	ug/Kg	☼	07/13/11 11:10	08/01/11 18:15	6.667
Benzo[a]pyrene	**2500**	**D**	45	22	ug/Kg	☼	07/13/11 11:10	08/01/11 18:15	6.667
Di-n-butyl phthalate	180	U	340	100	ug/Kg	☼	07/13/11 11:10	08/01/11 18:15	6.667
1,2-Dichlorobenzene	180	U Q	340	66	ug/Kg	☼	07/13/11 11:10	08/01/11 18:15	6.667
1,3-Dichlorobenzene	180	U Q	340	75	ug/Kg	☼	07/13/11 11:10	08/01/11 18:15	6.667
3,3'-Dichlorobenzidine	540	U	680	120	ug/Kg	☼	07/13/11 11:10	08/01/11 18:15	6.667
2,4-Dichlorophenol	180	U	1000	140	ug/Kg	☼	07/13/11 11:10	08/01/11 18:15	6.667
Diethyl phthalate	180	U	340	110	ug/Kg	☼	07/13/11 11:10	08/01/11 18:15	6.667
Indeno[1,2,3-cd]pyrene	**1500**	**D**	45	22	ug/Kg	☼	07/13/11 11:10	08/01/11 18:15	6.667
Isophorone	180	U	340	88	ug/Kg	☼	07/13/11 11:10	08/01/11 18:15	6.667
2-Methylnaphthalene	**88**	**D**	45	22	ug/Kg	☼	07/13/11 11:10	08/01/11 18:15	6.667
2-Methylphenol	540	U	1400	540	ug/Kg	☼	07/13/11 11:10	08/01/11 18:15	6.667
Naphthalene	**74**	**D**	45	22	ug/Kg	☼	07/13/11 11:10	08/01/11 18:15	6.667
2-Nitroaniline	180	U	1400	62	ug/Kg	☼	07/13/11 11:10	08/01/11 18:15	6.667
3-Nitroaniline	540	U	1400	110	ug/Kg	☼	07/13/11 11:10	08/01/11 18:15	6.667
4-Nitroaniline	180	U	1400	180	ug/Kg	☼	07/13/11 11:10	08/01/11 18:15	6.667
Nitrobenzene	22	U	680	15	ug/Kg	☼	07/13/11 11:10	08/01/11 18:15	6.667
2-Nitrophenol	180	U	340	180	ug/Kg	☼	07/13/11 11:10	08/01/11 18:15	6.667
4-Nitrophenol	540	U	2200	540	ug/Kg	☼	07/13/11 11:10	08/01/11 18:15	6.667
Pyrene	**4000**	**D**	45	22	ug/Kg	☼	07/13/11 11:10	08/01/11 18:15	6.667
Pentachlorophenol	540	U	1000	540	ug/Kg	☼	07/13/11 11:10	08/01/11 18:15	6.667
Phenanthrene	**2800**	**D**	45	22	ug/Kg	☼	07/13/11 11:10	08/01/11 18:15	6.667
1,2,4-Trichlorobenzene	180	U Q	340	180	ug/Kg	☼	07/13/11 11:10	08/01/11 18:15	6.667
2,4,5-Trichlorophenol	180	U Q	1000	170	ug/Kg	☼	07/13/11 11:10	08/01/11 18:15	6.667
2,4,6-Trichlorophenol	540	U Q	1000	540	ug/Kg	☼	07/13/11 11:10	08/01/11 18:15	6.667
Phenol	180	U	340	180	ug/Kg	☼	07/13/11 11:10	08/01/11 18:15	6.667
Carbazole	**400**	**D**	340	180	ug/Kg	☼	07/13/11 11:10	08/01/11 18:15	6.667
4-Chloroaniline	180	U	1000	120	ug/Kg	☼	07/13/11 11:10	08/01/11 18:15	6.667
3 & 4 Methylphenol	540	U	2700	140	ug/Kg	☼	07/13/11 11:10	08/01/11 18:15	6.667
Bis(2-ethylhexyl) phthalate	180	U	340	130	ug/Kg	☼	07/13/11 11:10	08/01/11 18:15	6.667
Di-n-octyl phthalate	180	U	340	180	ug/Kg	☼	07/13/11 11:10	08/01/11 18:15	6.667
4-Chloro-3-methylphenol	180	U	1000	140	ug/Kg	☼	07/13/11 11:10	08/01/11 18:15	6.667
bis (2-Chloroisopropyl) ether	180	U	680	65	ug/Kg	☼	07/13/11 11:10	08/01/11 18:15	6.667

Surrogate	*% Recovery*	*Qualifier*	*Limits*	*Prepared*	*Analyzed*	*Dil Fac*
2-Fluorobiphenyl (Surr)	*46*		*45 - 105*	*07/13/11 11:10*	*08/01/11 18:15*	*6.667*
2-Fluorophenol (Surr)	*59*	*M*	*35 - 105*	*07/13/11 11:10*	*08/01/11 18:15*	*6.667*

Client Sample ID: LL3SD-417M-0001-SD

Date Collected: 07/02/11 08:50
Date Received: 07/06/11 13:15

Lab Sample ID: 240-1728-6

Matrix: Solid
Percent Solids: 98.0

Method: 8270C/DoD - Semivolatile Organic Compounds (GC/MS) (Continued)

Surrogate	% Recovery	Qualifier	Limits	Prepared	Analyzed	Dil Fac
Nitrobenzene-d5 (Surr)	47		35 - 100	07/13/11 11:10	08/01/11 18:15	6.667
Terphenyl-d14 (Surr)	61		30 - 125	07/13/11 11:10	08/01/11 18:15	6.667
2,4,6-Tribromophenol (Surr)	40		35 - 125	07/13/11 11:10	08/01/11 18:15	6.667
Phenol-d5 (Surr)	62		40 - 100	07/13/11 11:10	08/01/11 18:15	6.667

Method: 8081/DOD - Organochlorine Pesticides (GC)

Analyte	Result	Qualifier	LOQ	DL	Unit	D	Prepared	Analyzed	Dil Fac
4,4'-DDD	34	U	100	32	ug/Kg	☼	07/13/11 12:29	07/31/11 00:13	50
4,4'-DDE	34	U	87	20	ug/Kg	☼	07/13/11 12:29	07/31/11 00:13	50
4,4'-DDT	34	U	100	32	ug/Kg	☼	07/13/11 12:29	07/31/11 00:13	50
Aldrin	68	U	200	61	ug/Kg	☼	07/13/11 12:29	07/31/11 00:13	50
alpha-BHC	68	U Q	130	37	ug/Kg	☼	07/13/11 12:29	07/31/11 00:13	50
alpha-Chlordane	68	U	150	48	ug/Kg	☼	07/13/11 12:29	07/31/11 00:13	50
beta-BHC	**130**	**J D Q**	180	56	ug/Kg	☼	07/13/11 12:29	07/31/11 00:13	50
delta-BHC	68	U	200	61	ug/Kg	☼	07/13/11 12:29	07/31/11 00:13	50
Dieldrin	34	U	87	24	ug/Kg	☼	07/13/11 12:29	07/31/11 00:13	50
Endosulfan I	34	U	87	27	ug/Kg	☼	07/13/11 12:29	07/31/11 00:13	50
Endosulfan II	68	U	130	42	ug/Kg	☼	07/13/11 12:29	07/31/11 00:13	50
Endosulfan sulfate	68	U	150	44	ug/Kg	☼	07/13/11 12:29	07/31/11 00:13	50
Endrin	34	U	87	26	ug/Kg	☼	07/13/11 12:29	07/31/11 00:13	50
Endrin aldehyde	68	U	150	51	ug/Kg	☼	07/13/11 12:29	07/31/11 00:13	50
Endrin ketone	34	U	100	32	ug/Kg	☼	07/13/11 12:29	07/31/11 00:13	50
gamma-BHC (Lindane)	68	U Q	130	38	ug/Kg	☼	07/13/11 12:29	07/31/11 00:13	50
gamma-Chlordane	34	U Q	87	21	ug/Kg	☼	07/13/11 12:29	07/31/11 00:13	50
Heptachlor	68	U	180	56	ug/Kg	☼	07/13/11 12:29	07/31/11 00:13	50
Heptachlor epoxide	68	U	130	41	ug/Kg	☼	07/13/11 12:29	07/31/11 00:13	50
Methoxychlor	170	U	260	77	ug/Kg	☼	07/13/11 12:29	07/31/11 00:13	50
Toxaphene	1000	U M	3400	970	ug/Kg	☼	07/13/11 12:29	07/31/11 00:13	50

Surrogate	% Recovery	Qualifier	Limits	Prepared	Analyzed	Dil Fac
DCB Decachlorobiphenyl	0	Q	55 - 130	07/13/11 12:29	07/31/11 00:13	50
DCB Decachlorobiphenyl	0	Q	55 - 130	07/13/11 12:29	07/31/11 00:13	50
Tetrachloro-m-xylene	2363	Q	70 - 125	07/13/11 12:29	07/31/11 00:13	50
Tetrachloro-m-xylene	120		70 - 125	07/13/11 12:29	07/31/11 00:13	50

Method: 8082/DOD - Polychlorinated Biphenyls (PCBs) by Gas Chromatography

Analyte	Result	Qualifier	LOQ	DL	Unit	D	Prepared	Analyzed	Dil Fac
Aroclor 1016	25	U	66	21	ug/Kg	☼	07/13/11 13:31	07/20/11 20:45	1
Aroclor 1221	25	U	51	16	ug/Kg	☼	07/13/11 13:31	07/20/11 20:45	1
Aroclor 1232	25	U	46	14	ug/Kg	☼	07/13/11 13:31	07/20/11 20:45	1
Aroclor 1242	25	U	41	13	ug/Kg	☼	07/13/11 13:31	07/20/11 20:45	1
Aroclor 1248	25	U	56	17	ug/Kg	☼	07/13/11 13:31	07/20/11 20:45	1
Aroclor 1254	**86**		56	17	ug/Kg	☼	07/13/11 13:31	07/20/11 20:45	1
Aroclor 1260	25	U	56	17	ug/Kg	☼	07/13/11 13:31	07/20/11 20:45	1

Surrogate	% Recovery	Qualifier	Limits	Prepared	Analyzed	Dil Fac
Tetrachloro-m-xylene	68		40 - 140	07/13/11 13:31	07/20/11 20:45	1
Tetrachloro-m-xylene	67		40 - 140	07/13/11 13:31	07/20/11 20:45	1
DCB Decachlorobiphenyl	208	Q	60 - 125	07/13/11 13:31	07/20/11 20:45	1
DCB Decachlorobiphenyl	152	Q	60 - 125	07/13/11 13:31	07/20/11 20:45	1

Client Sample Results

Client: Prudent Technologies, Inc
Project/Site: RVAAP

TestAmerica Job ID: 240-1728-1

Client Sample ID: LL3SD-417M-0001-SD

Date Collected: 07/02/11 08:50
Date Received: 07/06/11 13:15

Lab Sample ID: 240-1728-6

Matrix: Solid

Method: 8330 (Modified) - Organic Compounds by UV/HPLC

Analyte	Result	Qualifier	LOQ	MDL	Unit	D	Prepared	Analyzed	Dil Fac
Nitroguanidine	0.039 U		0.24	0.019	mg/kg		07/15/11 12:00	07/27/11 16:55	0.97

Method: 8330/8330A - Nitroaromatics & Nitramines: Explosives (8330/A)

Analyte	Result	Qualifier	LOQ	MDL	Unit	D	Prepared	Analyzed	Dil Fac
1,3,5-Trinitrobenzene	0.096 U		0.24	0.019	mg/kg		07/15/11 12:00	07/29/11 03:27	0.96
1,3-Dinitrobenzene	0.096 U		0.24	0.048	mg/kg		07/15/11 12:00	07/29/11 03:27	0.96
2,4,6-Trinitrotoluene	**0.27**		0.24	0.019	mg/kg		07/15/11 12:00	07/29/11 03:27	0.96
2,4-Dinitrotoluene	0.096 U		0.24	0.019	mg/kg		07/15/11 12:00	07/29/11 03:27	0.96
2,6-Dinitrotoluene	0.096 U		0.24	0.029	mg/kg		07/15/11 12:00	07/29/11 03:27	0.96
2-Amino-4,6-dinitrotoluene	0.096 U		0.24	0.096	mg/kg		07/15/11 12:00	07/29/11 03:27	0.96
2-Nitrotoluene	0.096 U		0.24	0.077	mg/kg		07/15/11 12:00	07/29/11 03:27	0.96
3-Nitrotoluene	0.096 U		0.24	0.067	mg/kg		07/15/11 12:00	07/29/11 03:27	0.96
4-Amino-2,6-dinitrotoluene	0.096 U		0.24	0.019	mg/kg		07/15/11 12:00	07/29/11 03:27	0.96
4-Nitrotoluene	0.096 U		0.24	0.077	mg/kg		07/15/11 12:00	07/29/11 03:27	0.96
HMX	0.096 U		0.24	0.029	mg/kg		07/15/11 12:00	07/29/11 03:27	0.96
Nitrobenzene	0.096 U		0.24	0.048	mg/kg		07/15/11 12:00	07/29/11 03:27	0.96
Nitroglycerin	0.24 U		0.48	0.12	mg/kg		07/15/11 12:00	07/29/11 03:27	0.96
PETN	0.24 U		0.48	0.15	mg/kg		07/15/11 12:00	07/29/11 03:27	0.96
RDX	0.096 U		0.24	0.038	mg/kg		07/15/11 12:00	07/29/11 03:27	0.96
Tetryl	0.096 U		0.24	0.048	mg/kg		07/15/11 12:00	07/29/11 03:27	0.96

Surrogate	*% Recovery*	*Qualifier*	*Limits*	*Prepared*	*Analyzed*	*Dil Fac*
3,4-Dinitrotoluene	*91*		*78 - 108*	*07/15/11 12:00*	*07/29/11 03:27*	*0.96*

Method: 6020/DOD - Metals (ICP/MS)

Analyte	Result	Qualifier	LOQ	DL	Unit	D	Prepared	Analyzed	Dil Fac
Aluminum	**9400**	**D**	99	25	mg/Kg	☼	07/15/11 12:40	08/29/11 14:51	10
Antimony	**1.5**		0.20	0.061	mg/Kg	☼	07/15/11 12:40	08/25/11 23:24	1
Arsenic	**13**		0.50	0.052	mg/Kg	☼	07/15/11 12:40	08/25/11 23:24	1
Barium	**130**		0.50	0.13	mg/Kg	☼	07/15/11 12:40	08/25/11 23:24	1
Beryllium	**1.2**	**D**	0.99	0.035	mg/Kg	☼	07/15/11 12:40	08/29/11 14:51	10
Cadmium	**1.1**	**J D**	2.0	0.031	mg/Kg	☼	07/15/11 12:40	08/29/11 14:51	10
Calcium	**9800**		200	40	mg/Kg	☼	07/15/11 12:40	08/25/11 23:24	1
Chromium	**31**		0.50	0.16	mg/Kg	☼	07/15/11 12:40	08/25/11 23:24	1
Cobalt	**19**	**D**	0.99	0.045	mg/Kg	☼	07/15/11 12:40	08/29/11 14:51	10
Copper	**10**		0.40	0.11	mg/Kg	☼	07/15/11 12:40	08/25/11 23:24	1
Iron	**25000**		50	11	mg/Kg	☼	07/15/11 12:40	08/25/11 23:24	1
Lead	**22**		0.30	0.070	mg/Kg	☼	07/15/11 12:40	08/25/11 23:24	1
Magnesium	**2400**		99	8.8	mg/Kg	☼	07/15/11 12:40	08/25/11 23:24	1
Manganese	**3400**	**D**	5.0	1.6	mg/Kg	☼	07/15/11 12:40	08/29/11 14:51	10
Nickel	**30**		0.50	0.086	mg/Kg	☼	07/15/11 12:40	08/25/11 23:24	1
Potassium	**670**		99	3.7	mg/Kg	☼	07/15/11 12:40	08/25/11 23:24	1
Selenium	**1.1**		0.50	0.021	mg/Kg	☼	07/15/11 12:40	08/25/11 23:24	1
Silver	0.50	U	0.99	0.16	mg/Kg	☼	07/15/11 12:40	08/29/11 14:51	10
Sodium	**69**	**J**	99	14	mg/Kg	☼	07/15/11 12:40	08/25/11 23:24	1
Thallium	**0.13**	**J**	0.20	0.056	mg/Kg	☼	07/15/11 12:40	08/25/11 23:24	1
Vanadium	**23**		0.50	0.043	mg/Kg	☼	07/15/11 12:40	08/25/11 23:24	1
Zinc	**170**	**D**	40	9.9	mg/Kg	☼	07/15/11 12:40	08/29/11 14:51	10

Client Sample ID: LL3SD-417M-0001-SD

Lab Sample ID: 240-1728-6

Date Collected: 07/02/11 08:50
Date Received: 07/06/11 13:15

Matrix: Solid
Percent Solids: 98.0

Method: 7471/DOD - Mercury (CVAA)

Analyte	Result	Qualifier	LOQ	DL	Unit	D	Prepared	Analyzed	Dil Fac
Mercury	0.33		0.080	0.011	mg/Kg	☼	07/15/11 15:30	07/18/11 17:13	1

General Chemistry

Analyte	Result	Qualifier	LOQ	DL	Unit	D	Prepared	Analyzed	Dil Fac
Hexavalent chromium	0.45	J	0.82	0.28	mg/Kg	☼	07/18/11 14:13	07/20/11 16:16	1

Analyte	Result	Qualifier	LOQ	MDL	Unit	D	Prepared	Analyzed	Dil Fac
Nitrocellulose	1.4	J	5.2	0.81	mg/kg	☼	07/20/11 05:35	07/21/11 12:45	1

Client Sample ID: LL3SD-417V-0001-SD

Lab Sample ID: 240-1728-7

Date Collected: 07/02/11 08:50
Date Received: 07/06/11 13:15

Matrix: Solid
Percent Solids: 84.0

Method: 8260B/DoD - Volatile Organic Compounds (GC/MS)

Analyte	Result	Qualifier	LOQ	DL	Unit	D	Prepared	Analyzed	Dil Fac
1,1,1-Trichloroethane	8.3	U	210	17	ug/Kg	☼	07/12/11 15:40	07/12/11 21:58	1
1,1,2,2-Tetrachloroethane	21	U	210	7.4	ug/Kg	☼	07/12/11 15:40	07/12/11 21:58	1
1,1,2-Trichloroethane	21	U	210	10	ug/Kg	☼	07/12/11 15:40	07/12/11 21:58	1
1,1-Dichloroethane	21	U	210	14	ug/Kg	☼	07/12/11 15:40	07/12/11 21:58	1
1,1-Dichloroethene	21	U	210	15	ug/Kg	☼	07/12/11 15:40	07/12/11 21:58	1
1,2-Dichloroethane	21	U	210	8.3	ug/Kg	☼	07/12/11 15:40	07/12/11 21:58	1
1,2-Dichloroethene, Total	6.8	U	410	6.8	ug/Kg	☼	07/12/11 15:40	07/12/11 21:58	1
1,2-Dichloropropane	8.3	U	210	6.8	ug/Kg	☼	07/12/11 15:40	07/12/11 21:58	1
2-Butanone	83	U	830	36	ug/Kg	☼	07/12/11 15:40	07/12/11 21:58	1
2-Hexanone	41	U	830	17	ug/Kg	☼	07/12/11 15:40	07/12/11 21:58	1
4-Methyl-2-pentanone	83	U	830	40	ug/Kg	☼	07/12/11 15:40	07/12/11 21:58	1
Acetone	170	U	830	140	ug/Kg	☼	07/12/11 15:40	07/12/11 21:58	1
Benzene	21	U	210	10	ug/Kg	☼	07/12/11 15:40	07/12/11 21:58	1
Bromoform	21	U	210	16	ug/Kg	☼	07/12/11 15:40	07/12/11 21:58	1
Bromomethane	41	U	210	24	ug/Kg	☼	07/12/11 15:40	07/12/11 21:58	1
Carbon disulfide	38	J	210	10	ug/Kg	☼	07/12/11 15:40	07/12/11 21:58	1
Carbon tetrachloride	8.3	U	210	5.3	ug/Kg	☼	07/12/11 15:40	07/12/11 21:58	1
Chlorobenzene	8.3	U	210	5.3	ug/Kg	☼	07/12/11 15:40	07/12/11 21:58	1
Chloromethane	21	U	210	12	ug/Kg	☼	07/12/11 15:40	07/12/11 21:58	1
cis-1,2-Dichloroethene	8.3	U	210	5.7	ug/Kg	☼	07/12/11 15:40	07/12/11 21:58	1
cis-1,3-Dichloropropene	8.3	U	210	6.6	ug/Kg	☼	07/12/11 15:40	07/12/11 21:58	1
Dibromochloromethane	21	U	210	10	ug/Kg	☼	07/12/11 15:40	07/12/11 21:58	1
Bromodichloromethane	21	U	210	8.2	ug/Kg	☼	07/12/11 15:40	07/12/11 21:58	1
Ethylbenzene	23	J	210	4.5	ug/Kg	☼	07/12/11 15:40	07/12/11 21:58	1
Methylene Chloride	130	J	210	64	ug/Kg	☼	07/12/11 15:40	07/12/11 21:58	1
Styrene	8.3	U	210	4.6	ug/Kg	☼	07/12/11 15:40	07/12/11 21:58	1
Tetrachloroethene	21	U	210	10	ug/Kg	☼	07/12/11 15:40	07/12/11 21:58	1
Toluene	51	J	210	14	ug/Kg	☼	07/12/11 15:40	07/12/11 21:58	1
trans-1,2-Dichloroethene	21	U	210	7.6	ug/Kg	☼	07/12/11 15:40	07/12/11 21:58	1
trans-1,3-Dichloropropene	21	U	210	17	ug/Kg	☼	07/12/11 15:40	07/12/11 21:58	1
Trichloroethene	21	U	210	8.0	ug/Kg	☼	07/12/11 15:40	07/12/11 21:58	1
Vinyl chloride	21	U	210	15	ug/Kg	☼	07/12/11 15:40	07/12/11 21:58	1
Xylenes (total)	220	J	410	6.7	ug/Kg	☼	07/12/11 15:40	07/12/11 21:58	1
Chloroform	21	U	210	7.3	ug/Kg	☼	07/12/11 15:40	07/12/11 21:58	1
Bromochloromethane	21	U	210	11	ug/Kg	☼	07/12/11 15:40	07/12/11 21:58	1

Client Sample ID: LL3SD-417V-0001-SD

Lab Sample ID: 240-1728-7

Date Collected: 07/02/11 08:50
Date Received: 07/06/11 13:15

Matrix: Solid
Percent Solids: 84.0

Method: 8260B/DoD - Volatile Organic Compounds (GC/MS) (Continued)

Analyte	Result	Qualifier	LOQ	DL	Unit	D	Prepared	Analyzed	Dil Fac
1,2-Dibromoethane	21	U	210	8.3	ug/Kg	☼	07/12/11 15:40	07/12/11 21:58	1
Chloroethane	83	U	210	51	ug/Kg	☼	07/12/11 15:40	07/12/11 21:58	1

Surrogate	*% Recovery*	*Qualifier*	*Limits*	*Prepared*	*Analyzed*	*Dil Fac*
Toluene-d8 (Surr)	*76*	*Q*	*85 - 115*	*07/12/11 15:40*	*07/12/11 21:58*	*1*
1,2-Dichloroethane-d4 (Surr)	*82*		*61 - 130*	*07/12/11 15:40*	*07/12/11 21:58*	*1*
4-Bromofluorobenzene (Surr)	*76*	*Q*	*85 - 120*	*07/12/11 15:40*	*07/12/11 21:58*	*1*
Dibromofluoromethane (Surr)	*68*		*59 - 138*	*07/12/11 15:40*	*07/12/11 21:58*	*1*

Client Sample ID: LL3SS-419M-0001-SO

Lab Sample ID: 240-1728-8

Date Collected: 07/02/11 12:30
Date Received: 07/06/11 13:15

Matrix: Solid
Percent Solids: 99.0

Method: 8270C/DoD - Semivolatile Organic Compounds (GC/MS)

Analyte	Result	Qualifier	LOQ	DL	Unit	D	Prepared	Analyzed	Dil Fac
Acenaphthene	**100**		13	6.7	ug/Kg	☼	07/13/11 11:10	08/01/11 15:07	2
Acenaphthylene	6.7	U	13	6.7	ug/Kg	☼	07/13/11 11:10	08/01/11 15:07	2
Anthracene	**300**	**J**	13	6.7	ug/Kg	☼	07/13/11 11:10	08/01/11 15:07	2
Benzo[a]anthracene	**480**	**J**	13	6.7	ug/Kg	☼	07/13/11 11:10	08/01/11 15:07	2
Benzo[a]pyrene	**400**	**J**	13	6.7	ug/Kg	☼	07/13/11 11:10	08/01/11 15:07	2
Benzo[b]fluoranthene	**440**	**M J**	13	6.7	ug/Kg	☼	07/13/11 11:10	08/01/11 15:07	2
Benzo[g,h,i]perylene	**250**	**J**	13	6.7	ug/Kg	☼	07/13/11 11:10	08/01/11 15:07	2
Benzo[k]fluoranthene	**290**	**M J**	13	6.7	ug/Kg	☼	07/13/11 11:10	08/01/11 15:07	2
Chrysene	**470**	**J**	13	2.2	ug/Kg	☼	07/13/11 11:10	08/01/11 15:07	2
Dibenz(a,h)anthracene	**56**		13	6.7	ug/Kg	☼	07/13/11 11:10	08/01/11 15:07	2
Fluoranthene	**1200**	**J**	13	6.7	ug/Kg	☼	07/13/11 11:10	08/01/11 15:07	2
Fluorene	**120**	**J**	13	6.7	ug/Kg	☼	07/13/11 11:10	08/01/11 15:07	2
Indeno[1,2,3-cd]pyrene	**220**	**J**	13	6.7	ug/Kg	☼	07/13/11 11:10	08/01/11 15:07	2
Naphthalene	**79**		13	6.7	ug/Kg	☼	07/13/11 11:10	08/01/11 15:07	2
Pyrene	**930**	**J**	13	6.7	ug/Kg	☼	07/13/11 11:10	08/01/11 15:07	2
Phenanthrene	**990**	**J**	13	6.7	ug/Kg	☼	07/13/11 11:10	08/01/11 15:07	2

Surrogate	*% Recovery*	*Qualifier*	*Limits*	*Prepared*	*Analyzed*	*Dil Fac*
2-Fluorobiphenyl (Surr)	*50*		*45 - 105*	*07/13/11 11:10*	*08/01/11 15:07*	*2*
2-Fluorophenol (Surr)	*61*		*35 - 105*	*07/13/11 11:10*	*08/01/11 15:07*	*2*
Nitrobenzene-d5 (Surr)	*50*		*35 - 100*	*07/13/11 11:10*	*08/01/11 15:07*	*2*
Terphenyl-d14 (Surr)	*65*		*30 - 125*	*07/13/11 11:10*	*08/01/11 15:07*	*2*
2,4,6-Tribromophenol (Surr)	*33*	*Q*	*35 - 125*	*07/13/11 11:10*	*08/01/11 15:07*	*2*
Phenol-d5 (Surr)	*60*		*40 - 100*	*07/13/11 11:10*	*08/01/11 15:07*	*2*

Client Sample ID: LL3SS-420M-0001-SO

Lab Sample ID: 240-1728-10

Date Collected: 07/02/11 12:30
Date Received: 07/06/11 13:15

Matrix: Solid
Percent Solids: 98.4

Method: 8270C/DoD - Semivolatile Organic Compounds (GC/MS)

Analyte	Result	Qualifier	LOQ	DL	Unit	D	Prepared	Analyzed	Dil Fac
Acenaphthene	**9.3**		6.8	3.4	ug/Kg	☼	07/13/11 11:10	08/08/11 16:41	1
Acenaphthylene	**9.4**		6.8	3.4	ug/Kg	☼	07/13/11 11:10	08/08/11 16:41	1
Anthracene	**24**		6.8	3.4	ug/Kg	☼	07/13/11 11:10	08/08/11 16:41	1

Client Sample ID: LL3SS-420M-0001-SO

Lab Sample ID: 240-1728-10

Date Collected: 07/02/11 12:30
Date Received: 07/06/11 13:15

Matrix: Solid
Percent Solids: 98.4

Method: 8270C/DoD - Semivolatile Organic Compounds (GC/MS) (Continued)

Analyte	Result	Qualifier	LOQ	DL	Unit	D	Prepared	Analyzed	Dil Fac
Benzo[a]anthracene	78		6.8	3.4	ug/Kg	☼	07/13/11 11:10	08/08/11 16:41	1
Benzo[a]pyrene	70		6.8	3.4	ug/Kg	☼	07/13/11 11:10	08/08/11 16:41	1
Benzo[b]fluoranthene	99	M	6.8	3.4	ug/Kg	☼	07/13/11 11:10	08/08/11 16:41	1
Benzo[g,h,i]perylene	50		6.8	3.4	ug/Kg	☼	07/13/11 11:10	08/08/11 16:41	1
Benzo[k]fluoranthene	51	M	6.8	3.4	ug/Kg	☼	07/13/11 11:10	08/08/11 16:41	1
Chrysene	79		6.8	1.1	ug/Kg	☼	07/13/11 11:10	08/08/11 16:41	1
Dibenz(a,h)anthracene	8.8		6.8	3.4	ug/Kg	☼	07/13/11 11:10	08/08/11 16:41	1
Fluoranthene	160		6.8	3.4	ug/Kg	☼	07/13/11 11:10	08/08/11 16:41	1
Fluorene	12		6.8	3.4	ug/Kg	☼	07/13/11 11:10	08/08/11 16:41	1
Indeno[1,2,3-cd]pyrene	46		6.8	3.4	ug/Kg	☼	07/13/11 11:10	08/08/11 16:41	1
Naphthalene	12		6.8	3.4	ug/Kg	☼	07/13/11 11:10	08/08/11 16:41	1
Pyrene	130		6.8	3.4	ug/Kg	☼	07/13/11 11:10	08/08/11 16:41	1
Phenanthrene	100		6.8	3.4	ug/Kg	☼	07/13/11 11:10	08/08/11 16:41	1

Surrogate	*% Recovery*	*Qualifier*	*Limits*	*Prepared*	*Analyzed*	*Dil Fac*
2-Fluorobiphenyl (Surr)	*54*		*45 - 105*	*07/13/11 11:10*	*08/08/11 16:41*	*1*
2-Fluorophenol (Surr)	*62*		*35 - 105*	*07/13/11 11:10*	*08/08/11 16:41*	*1*
Nitrobenzene-d5 (Surr)	*51*		*35 - 100*	*07/13/11 11:10*	*08/08/11 16:41*	*1*
Terphenyl-d14 (Surr)	*78*		*30 - 125*	*07/13/11 11:10*	*08/08/11 16:41*	*1*
2,4,6-Tribromophenol (Surr)	*39*		*35 - 125*	*07/13/11 11:10*	*08/08/11 16:41*	*1*
Phenol-d5 (Surr)	*67*		*40 - 100*	*07/13/11 11:10*	*08/08/11 16:41*	*1*

Client Sample ID: LL3SS-421M-0001-SO

Lab Sample ID: 240-1728-11

Date Collected: 07/02/11 15:00
Date Received: 07/06/11 13:15

Matrix: Solid
Percent Solids: 97.7

Method: 8270C/DoD - Semivolatile Organic Compounds (GC/MS)

Analyte	Result	Qualifier	LOQ	DL	Unit	D	Prepared	Analyzed	Dil Fac
Acenaphthene	12		6.8	3.4	ug/Kg	☼	07/13/11 11:10	08/01/11 19:49	1
Acenaphthylene	78		6.8	3.4	ug/Kg	☼	07/13/11 11:10	08/01/11 19:49	1
Anthracene	54		6.8	3.4	ug/Kg	☼	07/13/11 11:10	08/01/11 19:49	1
Benzo[a]anthracene	250		6.8	3.4	ug/Kg	☼	07/13/11 11:10	08/01/11 19:49	1
Benzo[a]pyrene	260		6.8	3.4	ug/Kg	☼	07/13/11 11:10	08/01/11 19:49	1
Benzo[b]fluoranthene	400	M	6.8	3.4	ug/Kg	☼	07/13/11 11:10	08/01/11 19:49	1
Benzo[g,h,i]perylene	190		6.8	3.4	ug/Kg	☼	07/13/11 11:10	08/01/11 19:49	1
Benzo[k]fluoranthene	240	M	6.8	3.4	ug/Kg	☼	07/13/11 11:10	08/01/11 19:49	1
Chrysene	280		6.8	1.1	ug/Kg	☼	07/13/11 11:10	08/01/11 19:49	1
Dibenz(a,h)anthracene	60		6.8	3.4	ug/Kg	☼	07/13/11 11:10	08/01/11 19:49	1
Fluoranthene	390		6.8	3.4	ug/Kg	☼	07/13/11 11:10	08/01/11 19:49	1
Fluorene	15		6.8	3.4	ug/Kg	☼	07/13/11 11:10	08/01/11 19:49	1
Indeno[1,2,3-cd]pyrene	200		6.8	3.4	ug/Kg	☼	07/13/11 11:10	08/01/11 19:49	1
Naphthalene	25		6.8	3.4	ug/Kg	☼	07/13/11 11:10	08/01/11 19:49	1
Pyrene	350		6.8	3.4	ug/Kg	☼	07/13/11 11:10	08/01/11 19:49	1
Phenanthrene	140		6.8	3.4	ug/Kg	☼	07/13/11 11:10	08/01/11 19:49	1

Surrogate	*% Recovery*	*Qualifier*	*Limits*	*Prepared*	*Analyzed*	*Dil Fac*
2-Fluorobiphenyl (Surr)	*52*		*45 - 105*	*07/13/11 11:10*	*08/01/11 19:49*	*1*
2-Fluorophenol (Surr)	*59*		*35 - 105*	*07/13/11 11:10*	*08/01/11 19:49*	*1*
Nitrobenzene-d5 (Surr)	*45*		*35 - 100*	*07/13/11 11:10*	*08/01/11 19:49*	*1*
Terphenyl-d14 (Surr)	*64*		*30 - 125*	*07/13/11 11:10*	*08/01/11 19:49*	*1*

Client Sample ID: LL3SS-421M-0001-SO

Lab Sample ID: 240-1728-11

Date Collected: 07/02/11 15:00
Date Received: 07/06/11 13:15

Matrix: Solid
Percent Solids: 97.7

Method: 8270C/DoD - Semivolatile Organic Compounds (GC/MS) (Continued)

Surrogate	% Recovery	Qualifier	Limits	Prepared	Analyzed	Dil Fac
2,4,6-Tribromophenol (Surr)	52		35 - 125	07/13/11 11:10	08/01/11 19:49	1
Phenol-d5 (Surr)	66		40 - 100	07/13/11 11:10	08/01/11 19:49	1

Client Sample ID: LL3SB-422M-0001-SO

Lab Sample ID: 240-1728-12

Date Collected: 07/02/11 15:00
Date Received: 07/06/11 13:15

Matrix: Solid
Percent Solids: 98.2

Method: 8270C/DoD - Semivolatile Organic Compounds (GC/MS)

Analyte	Result	Qualifier	LOQ	DL	Unit	D	Prepared	Analyzed	Dil Fac
Acenaphthene	3.4	U	6.8	3.4	ug/Kg	☼	07/14/11 10:52	07/29/11 19:49	1
Acenaphthylene	9.8		6.8	3.4	ug/Kg	☼	07/14/11 10:52	07/29/11 19:49	1
Anthracene	14		6.8	3.4	ug/Kg	☼	07/14/11 10:52	07/29/11 19:49	1
Benzo[a]anthracene	55		6.8	3.4	ug/Kg	☼	07/14/11 10:52	07/29/11 19:49	1
Benzo[a]pyrene	65		6.8	3.4	ug/Kg	☼	07/14/11 10:52	07/29/11 19:49	1
Benzo[b]fluoranthene	89	M	6.8	3.4	ug/Kg	☼	07/14/11 10:52	07/29/11 19:49	1
Benzo[g,h,i]perylene	50		6.8	3.4	ug/Kg	☼	07/14/11 10:52	07/29/11 19:49	1
Benzo[k]fluoranthene	49	M	6.8	3.4	ug/Kg	☼	07/14/11 10:52	07/29/11 19:49	1
Chrysene	71		6.8	1.1	ug/Kg	☼	07/14/11 10:52	07/29/11 19:49	1
Dibenz(a,h)anthracene	12		6.8	3.4	ug/Kg	☼	07/14/11 10:52	07/29/11 19:49	1
Fluoranthene	120		6.8	3.4	ug/Kg	☼	07/14/11 10:52	07/29/11 19:49	1
Fluorene	7.3		6.8	3.4	ug/Kg	☼	07/14/11 10:52	07/29/11 19:49	1
Indeno[1,2,3-cd]pyrene	46		6.8	3.4	ug/Kg	☼	07/14/11 10:52	07/29/11 19:49	1
Naphthalene	12		6.8	3.4	ug/Kg	☼	07/14/11 10:52	07/29/11 19:49	1
Pyrene	96		6.8	3.4	ug/Kg	☼	07/14/11 10:52	07/29/11 19:49	1
Phenanthrene	52		6.8	3.4	ug/Kg	☼	07/14/11 10:52	07/29/11 19:49	1

Surrogate	% Recovery	Qualifier	Limits	Prepared	Analyzed	Dil Fac
2-Fluorobiphenyl (Surr)	62		45 - 105	07/14/11 10:52	07/29/11 19:49	1
2-Fluorophenol (Surr)	69		35 - 105	07/14/11 10:52	07/29/11 19:49	1
Nitrobenzene-d5 (Surr)	59		35 - 100	07/14/11 10:52	07/29/11 19:49	1
Terphenyl-d14 (Surr)	76		30 - 125	07/14/11 10:52	07/29/11 19:49	1
2,4,6-Tribromophenol (Surr)	51		35 - 125	07/14/11 10:52	07/29/11 19:49	1
Phenol-d5 (Surr)	63		40 - 100	07/14/11 10:52	07/29/11 19:49	1

Client Sample ID: LL2SS-519M-0001-SO

Lab Sample ID: 240-1728-13

Date Collected: 07/02/11 16:15
Date Received: 07/06/11 13:15

Matrix: Solid
Percent Solids: 98.1

Method: 8270C/DoD - Semivolatile Organic Compounds (GC/MS)

Analyte	Result	Qualifier	LOQ	DL	Unit	D	Prepared	Analyzed	Dil Fac
Acenaphthene	37		6.8	3.4	ug/Kg	☼	07/14/11 10:52	07/29/11 20:08	1
Acenaphthylene	130		6.8	3.4	ug/Kg	☼	07/14/11 10:52	07/29/11 20:08	1
Anthracene	170		6.8	3.4	ug/Kg	☼	07/14/11 10:52	07/29/11 20:08	1
Benzo[a]anthracene	520		6.8	3.4	ug/Kg	☼	07/14/11 10:52	07/29/11 20:08	1
Benzo[a]pyrene	590		6.8	3.4	ug/Kg	☼	07/14/11 10:52	07/29/11 20:08	1
Benzo[b]fluoranthene	630	M	6.8	3.4	ug/Kg	☼	07/14/11 10:52	07/29/11 20:08	1
Benzo[g,h,i]perylene	430		6.8	3.4	ug/Kg	☼	07/14/11 10:52	07/29/11 20:08	1
Benzo[k]fluoranthene	410	M	6.8	3.4	ug/Kg	☼	07/14/11 10:52	07/29/11 20:08	1

Client Sample ID: LL2SS-519M-0001-SO

Date Collected: 07/02/11 16:15
Date Received: 07/06/11 13:15

Lab Sample ID: 240-1728-13
Matrix: Solid
Percent Solids: 98.1

Method: 8270C/DoD - Semivolatile Organic Compounds (GC/MS) (Continued)

Analyte	Result	Qualifier	LOQ	DL	Unit	D	Prepared	Analyzed	Dil Fac
Chrysene	550		6.8	1.1	ug/Kg	☼	07/14/11 10:52	07/29/11 20:08	1
Dibenz(a,h)anthracene	97		6.8	3.4	ug/Kg	☼	07/14/11 10:52	07/29/11 20:08	1
Fluoranthene	1100		6.8	3.4	ug/Kg	☼	07/14/11 10:52	07/29/11 20:08	1
Fluorene	76		6.8	3.4	ug/Kg	☼	07/14/11 10:52	07/29/11 20:08	1
Indeno[1,2,3-cd]pyrene	400		6.8	3.4	ug/Kg	☼	07/14/11 10:52	07/29/11 20:08	1
Naphthalene	30		6.8	3.4	ug/Kg	☼	07/14/11 10:52	07/29/11 20:08	1
Pyrene	850		6.8	3.4	ug/Kg	☼	07/14/11 10:52	07/29/11 20:08	1
Phenanthrene	560		6.8	3.4	ug/Kg	☼	07/14/11 10:52	07/29/11 20:08	1

Surrogate	*% Recovery*	*Qualifier*	*Limits*	*Prepared*	*Analyzed*	*Dil Fac*
2-Fluorobiphenyl (Surr)	*56*		*45 - 105*	*07/14/11 10:52*	*07/29/11 20:08*	*1*
2-Fluorophenol (Surr)	*56*		*35 - 105*	*07/14/11 10:52*	*07/29/11 20:08*	*1*
Nitrobenzene-d5 (Surr)	*56*		*35 - 100*	*07/14/11 10:52*	*07/29/11 20:08*	*1*
Terphenyl-d14 (Surr)	*69*		*30 - 125*	*07/14/11 10:52*	*07/29/11 20:08*	*1*
2,4,6-Tribromophenol (Surr)	*45*		*35 - 125*	*07/14/11 10:52*	*07/29/11 20:08*	*1*
Phenol-d5 (Surr)	*52*		*40 - 100*	*07/14/11 10:52*	*07/29/11 20:08*	*1*

Method: 8082/DOD - Polychlorinated Biphenyls (PCBs) by Gas Chromatography

Analyte	Result	Qualifier	LOQ	DL	Unit	D	Prepared	Analyzed	Dil Fac
Aroclor 1016	130	U	330	110	ug/Kg	☼	07/15/11 11:34	07/22/11 18:21	5
Aroclor 1221	130	U	250	82	ug/Kg	☼	07/15/11 11:34	07/22/11 18:21	5
Aroclor 1232	130	U	230	71	ug/Kg	☼	07/15/11 11:34	07/22/11 18:21	5
Aroclor 1242	130	U	200	66	ug/Kg	☼	07/15/11 11:34	07/22/11 18:21	5
Aroclor 1248	130	U	280	87	ug/Kg	☼	07/15/11 11:34	07/22/11 18:21	5
Aroclor 1254	490	D	280	87	ug/Kg	☼	07/15/11 11:34	07/22/11 18:21	5
Aroclor 1260	130	U	280	87	ug/Kg	☼	07/15/11 11:34	07/22/11 18:21	5

Surrogate	*% Recovery*	*Qualifier*	*Limits*	*Prepared*	*Analyzed*	*Dil Fac*
Tetrachloro-m-xylene	*95*		*40 - 140*	*07/15/11 11:34*	*07/22/11 18:21*	*5*
Tetrachloro-m-xylene	*100*		*40 - 140*	*07/15/11 11:34*	*07/22/11 18:21*	*5*
DCB Decachlorobiphenyl	*135*	*Q*	*60 - 125*	*07/15/11 11:34*	*07/22/11 18:21*	*5*
DCB Decachlorobiphenyl	*156*	*Q*	*60 - 125*	*07/15/11 11:34*	*07/22/11 18:21*	*5*

Client Sample ID: LL2SS-516M-0001-SO

Date Collected: 07/03/11 09:45
Date Received: 07/06/11 13:15

Lab Sample ID: 240-1728-14
Matrix: Solid
Percent Solids: 98.1

Method: 8270C/DoD - Semivolatile Organic Compounds (GC/MS)

Analyte	Result	Qualifier	LOQ	DL	Unit	D	Prepared	Analyzed	Dil Fac
Acenaphthene	110		27	13	ug/Kg	☼	07/14/11 10:52	07/30/11 19:53	4
Acenaphthylene	340		27	13	ug/Kg	☼	07/14/11 10:52	07/30/11 19:53	4
Anthracene	420		27	13	ug/Kg	☼	07/14/11 10:52	07/30/11 19:53	4
Benzo[a]anthracene	1500		27	13	ug/Kg	☼	07/14/11 10:52	07/30/11 19:53	4
Benzoic acid	1400	U	2700	1400	ug/Kg	☼	07/14/11 10:52	07/30/11 19:53	4
Benzo[b]fluoranthene	1900	M	27	13	ug/Kg	☼	07/14/11 10:52	07/30/11 19:53	4
Benzo[k]fluoranthene	980	M	27	13	ug/Kg	☼	07/14/11 10:52	07/30/11 19:53	4
Benzyl alcohol	110	U	1300	86	ug/Kg	☼	07/14/11 10:52	07/30/11 19:53	4
Bis(2-chloroethoxy)methane	110	U	410	90	ug/Kg	☼	07/14/11 10:52	07/30/11 19:53	4
Bis(2-chloroethyl)ether	13	U	410	8.1	ug/Kg	☼	07/14/11 10:52	07/30/11 19:53	4
4-Bromophenyl phenyl ether	110	U	200	53	ug/Kg	☼	07/14/11 10:52	07/30/11 19:53	4

Client: Prudent Technologies, Inc
Project/Site: RVAAP

TestAmerica Job ID: 240-1728-1

Client Sample ID: LL2SS-516M-0001-SO
Date Collected: 07/03/11 09:45
Date Received: 07/06/11 13:15

Lab Sample ID: 240-1728-14
Matrix: Solid
Percent Solids: 98.1

Method: 8270C/DoD - Semivolatile Organic Compounds (GC/MS) (Continued)

Analyte	Result	Qualifier	LOQ	DL	Unit	D	Prepared	Analyzed	Dil Fac
Butyl benzyl phthalate	110	U	200	41	ug/Kg	☼	07/14/11 10:52	07/30/11 19:53	4
2,4-Dimethylphenol	330	U	610	81	ug/Kg	☼	07/14/11 10:52	07/30/11 19:53	4
Dimethyl phthalate	110	U	200	69	ug/Kg	☼	07/14/11 10:52	07/30/11 19:53	4
4,6-Dinitro-2-methylphenol	330	U J	610	330	ug/Kg	☼	07/14/11 10:52	07/30/11 19:53	4
2,4-Dinitrophenol	330	U J	1300	330	ug/Kg	☼	07/14/11 10:52	07/30/11 19:53	4
2,4-Dinitrotoluene	110	U	810	110	ug/Kg	☼	07/14/11 10:52	07/30/11 19:53	4
2,6-Dinitrotoluene	110	U	810	86	ug/Kg	☼	07/14/11 10:52	07/30/11 19:53	4
Fluoranthene	**2900**	**J**	27	13	ug/Kg	☼	07/14/11 10:52	07/30/11 19:53	4
Fluorene	**180**		27	13	ug/Kg	☼	07/14/11 10:52	07/30/11 19:53	4
Hexachlorobenzene	13	U	27	8.6	ug/Kg	☼	07/14/11 10:52	07/30/11 19:53	4
Hexachlorobutadiene	110	U	200	110	ug/Kg	☼	07/14/11 10:52	07/30/11 19:53	4
Hexachlorocyclopentadiene	110	U	1300	110	ug/Kg	☼	07/14/11 10:52	07/30/11 19:53	4
Hexachloroethane	110	U J	200	37	ug/Kg	☼	07/14/11 10:52	07/30/11 19:53	4
N-Nitrosodiphenylamine	110	U	200	86	ug/Kg	☼	07/14/11 10:52	07/30/11 19:53	4
N-Nitrosodi-n-propylamine	110	U	200	110	ug/Kg	☼	07/14/11 10:52	07/30/11 19:53	4
1,4-Dichlorobenzene	110	U	200	81	ug/Kg	☼	07/14/11 10:52	07/30/11 19:53	4
2-Chloronaphthalene	13	U	200	13	ug/Kg	☼	07/14/11 10:52	07/30/11 19:53	4
2-Chlorophenol	110	U	200	110	ug/Kg	☼	07/14/11 10:52	07/30/11 19:53	4
4-Chlorophenyl phenyl ether	110	U	200	53	ug/Kg	☼	07/14/11 10:52	07/30/11 19:53	4
Chrysene	**1400**		27	4.5	ug/Kg	☼	07/14/11 10:52	07/30/11 19:53	4
Dibenz(a,h)anthracene	**240**		27	13	ug/Kg	☼	07/14/11 10:52	07/30/11 19:53	4
Dibenzofuran	**100**	**J**	200	13	ug/Kg	☼	07/14/11 10:52	07/30/11 19:53	4
Benzo[g,h,i]perylene	**870**		27	13	ug/Kg	☼	07/14/11 10:52	07/30/11 19:53	4
Benzo[a]pyrene	**1600**	**J**	27	13	ug/Kg	☼	07/14/11 10:52	07/30/11 19:53	4
Di-n-butyl phthalate	110	U	200	61	ug/Kg	☼	07/14/11 10:52	07/30/11 19:53	4
1,2-Dichlorobenzene	110	U	200	39	ug/Kg	☼	07/14/11 10:52	07/30/11 19:53	4
1,3-Dichlorobenzene	110	U J	200	45	ug/Kg	☼	07/14/11 10:52	07/30/11 19:53	4
3,3'-Dichlorobenzidine	330	U	410	73	ug/Kg	☼	07/14/11 10:52	07/30/11 19:53	4
2,4-Dichlorophenol	110	U	610	81	ug/Kg	☼	07/14/11 10:52	07/30/11 19:53	4
Diethyl phthalate	110	U	200	65	ug/Kg	☼	07/14/11 10:52	07/30/11 19:53	4
Indeno[1,2,3-cd]pyrene	**890**		27	13	ug/Kg	☼	07/14/11 10:52	07/30/11 19:53	4
Isophorone	**75**	**J**	200	53	ug/Kg	☼	07/14/11 10:52	07/30/11 19:53	4
2-Methylnaphthalene	**45**		27	13	ug/Kg	☼	07/14/11 10:52	07/30/11 19:53	4
2-Methylphenol	330	U	810	330	ug/Kg	☼	07/14/11 10:52	07/30/11 19:53	4
Naphthalene	**58**		27	13	ug/Kg	☼	07/14/11 10:52	07/30/11 19:53	4
2-Nitroaniline	110	U	810	37	ug/Kg	☼	07/14/11 10:52	07/30/11 19:53	4
3-Nitroaniline	330	U	810	65	ug/Kg	☼	07/14/11 10:52	07/30/11 19:53	4
4-Nitroaniline	110	U	810	110	ug/Kg	☼	07/14/11 10:52	07/30/11 19:53	4
Nitrobenzene	13	U	410	9.0	ug/Kg	☼	07/14/11 10:52	07/30/11 19:53	4
2-Nitrophenol	110	U	200	110	ug/Kg	☼	07/14/11 10:52	07/30/11 19:53	4
4-Nitrophenol	330	U	1300	330	ug/Kg	☼	07/14/11 10:52	07/30/11 19:53	4
Pyrene	**2400**	**J**	27	13	ug/Kg	☼	07/14/11 10:52	07/30/11 19:53	4
Pentachlorophenol	330	U J	610	330	ug/Kg	☼	07/14/11 10:52	07/30/11 19:53	4
Phenanthrene	**1400**		27	13	ug/Kg	☼	07/14/11 10:52	07/30/11 19:53	4
1,2,4-Trichlorobenzene	110	U	200	110	ug/Kg	☼	07/14/11 10:52	07/30/11 19:53	4
2,4,5-Trichlorophenol	110	U	610	100	ug/Kg	☼	07/14/11 10:52	07/30/11 19:53	4
2,4,6-Trichlorophenol	330	U J	610	330	ug/Kg	☼	07/14/11 10:52	07/30/11 19:53	4
Phenol	110	U	200	110	ug/Kg	☼	07/14/11 10:52	07/30/11 19:53	4
Carbazole	**140**	**J**	200	110	ug/Kg	☼	07/14/11 10:52	07/30/11 19:53	4
4-Chloroaniline	110	U	610	69	ug/Kg	☼	07/14/11 10:52	07/30/11 19:53	4

Client Sample ID: LL2SS-516M-0001-SO

Date Collected: 07/03/11 09:45
Date Received: 07/06/11 13:15

Lab Sample ID: 240-1728-14

Matrix: Solid
Percent Solids: 98.1

Method: 8270C/DoD - Semivolatile Organic Compounds (GC/MS) (Continued)

Analyte	Result	Qualifier	LOQ	DL	Unit	D	Prepared	Analyzed	Dil Fac
3 & 4 Methylphenol	330	U	1600	81	ug/Kg	☼	07/14/11 10:52	07/30/11 19:53	4
Bis(2-ethylhexyl) phthalate	110	U	200	77	ug/Kg	☼	07/14/11 10:52	07/30/11 19:53	4
Di-n-octyl phthalate	110	U	200	110	ug/Kg	☼	07/14/11 10:52	07/30/11 19:53	4
4-Chloro-3-methylphenol	110	U	610	86	ug/Kg	☼	07/14/11 10:52	07/30/11 19:53	4
bis (2-Chloroisopropyl) ether	110	U	410	39	ug/Kg	☼	07/14/11 10:52	07/30/11 19:53	4

Surrogate	*% Recovery*	*Qualifier*	*Limits*	*Prepared*	*Analyzed*	*Dil Fac*
2-Fluorobiphenyl (Surr)	*45*		*45 - 105*	*07/14/11 10:52*	*07/30/11 19:53*	*4*
2-Fluorophenol (Surr)	*45*		*35 - 105*	*07/14/11 10:52*	*07/30/11 19:53*	*4*
Nitrobenzene-d5 (Surr)	*36*		*35 - 100*	*07/14/11 10:52*	*07/30/11 19:53*	*4*
Terphenyl-d14 (Surr)	*61*		*30 - 125*	*07/14/11 10:52*	*07/30/11 19:53*	*4*
2,4,6-Tribromophenol (Surr)	*39*		*35 - 125*	*07/14/11 10:52*	*07/30/11 19:53*	*4*
Phenol-d5 (Surr)	*54*		*40 - 100*	*07/14/11 10:52*	*07/30/11 19:53*	*4*

Method: 8081/DOD - Organochlorine Pesticides (GC)

Analyte	Result	Qualifier	LOQ	DL	Unit	D	Prepared	Analyzed	Dil Fac
4,4'-DDD	14	U	41	13	ug/Kg	☼	07/15/11 12:19	08/02/11 21:35	20
4,4'-DDE	**19**	**J D**	35	7.9	ug/Kg	☼	07/15/11 12:19	08/02/11 21:35	20
4,4'-DDT	14	U	41	13	ug/Kg	☼	07/15/11 12:19	08/02/11 21:35	20
Aldrin	27	U	81	24	ug/Kg	☼	07/15/11 12:19	08/02/11 21:35	20
alpha-BHC	27	U J	51	15	ug/Kg	☼	07/15/11 12:19	08/02/11 21:35	20
alpha-Chlordane	27	U J	61	19	ug/Kg	☼	07/15/11 12:19	08/02/11 21:35	20
beta-BHC	27	U J	71	22	ug/Kg	☼	07/15/11 12:19	08/02/11 21:35	20
delta-BHC	27	U	81	24	ug/Kg	☼	07/15/11 12:19	08/02/11 21:35	20
Dieldrin	14	U J	35	9.6	ug/Kg	☼	07/15/11 12:19	08/02/11 21:35	20
Endosulfan I	14	U	35	11	ug/Kg	☼	07/15/11 12:19	08/02/11 21:35	20
Endosulfan II	27	U	51	17	ug/Kg	☼	07/15/11 12:19	08/02/11 21:35	20
Endosulfan sulfate	27	U	61	18	ug/Kg	☼	07/15/11 12:19	08/02/11 21:35	20
Endrin	14	U J	35	10	ug/Kg	☼	07/15/11 12:19	08/02/11 21:35	20
Endrin aldehyde	27	U	61	20	ug/Kg	☼	07/15/11 12:19	08/02/11 21:35	20
Endrin ketone	14	U J	41	13	ug/Kg	☼	07/15/11 12:19	08/02/11 21:35	20
gamma-BHC (Lindane)	27	U J	51	15	ug/Kg	☼	07/15/11 12:19	08/02/11 21:35	20
gamma-Chlordane	**9.9**	**D J**	35	8.6	ug/Kg	☼	07/15/11 12:19	08/02/11 21:35	20
Heptachlor	27	U J	71	22	ug/Kg	☼	07/15/11 12:19	08/02/11 21:35	20
Heptachlor epoxide	27	U J	51	16	ug/Kg	☼	07/15/11 12:19	08/02/11 21:35	20
Methoxychlor	67	U J	100	31	ug/Kg	☼	07/15/11 12:19	08/02/11 21:35	20
Toxaphene	410	U M	1400	390	ug/Kg	☼	07/15/11 12:19	08/02/11 21:35	20

Surrogate	*% Recovery*	*Qualifier*	*Limits*	*Prepared*	*Analyzed*	*Dil Fac*
DCB Decachlorobiphenyl	*769*	*Q*	*55 - 130*	*07/15/11 12:19*	*08/02/11 21:35*	*20*
DCB Decachlorobiphenyl	*194*	*Q*	*55 - 130*	*07/15/11 12:19*	*08/02/11 21:35*	*20*
Tetrachloro-m-xylene	*163*	*Q*	*70 - 125*	*07/15/11 12:19*	*08/02/11 21:35*	*20*
Tetrachloro-m-xylene	*90*		*70 - 125*	*07/15/11 12:19*	*08/02/11 21:35*	*20*

Method: 8082/DOD - Polychlorinated Biphenyls (PCBs) by Gas Chromatography

Analyte	Result	Qualifier	LOQ	DL	Unit	D	Prepared	Analyzed	Dil Fac
Aroclor 1016	130	U	330	110	ug/Kg	☼	07/15/11 11:34	07/22/11 18:36	5
Aroclor 1221	130	U	250	81	ug/Kg	☼	07/15/11 11:34	07/22/11 18:36	5
Aroclor 1232	130	U	230	71	ug/Kg	☼	07/15/11 11:34	07/22/11 18:36	5
Aroclor 1242	130	U	200	66	ug/Kg	☼	07/15/11 11:34	07/22/11 18:36	5
Aroclor 1248	130	U	280	87	ug/Kg	☼	07/15/11 11:34	07/22/11 18:36	5

Client Sample ID: LL2SS-516M-0001-SO
Date Collected: 07/03/11 09:45
Date Received: 07/06/11 13:15

Lab Sample ID: 240-1728-14
Matrix: Solid
Percent Solids: 98.1

Method: 8082/DOD - Polychlorinated Biphenyls (PCBs) by Gas Chromatography (Continued)

Analyte	Result	Qualifier	LOQ	DL	Unit	D	Prepared	Analyzed	Dil Fac
Aroclor 1254	**670**	**D**	280	87	ug/Kg	☼	07/15/11 11:34	07/22/11 18:36	5
Aroclor 1260	130	U J	280	87	ug/Kg	☼	07/15/11 11:34	07/22/11 18:36	5

Surrogate	*% Recovery*	*Qualifier*	*Limits*	*Prepared*	*Analyzed*	*Dil Fac*
Tetrachloro-m-xylene	*86*		*40 - 140*	*07/15/11 11:34*	*07/22/11 18:36*	*5*
Tetrachloro-m-xylene	*91*		*40 - 140*	*07/15/11 11:34*	*07/22/11 18:36*	*5*
DCB Decachlorobiphenyl	*200*	*Q*	*60 - 125*	*07/15/11 11:34*	*07/22/11 18:36*	*5*
DCB Decachlorobiphenyl	*152*	*Q*	*60 - 125*	*07/15/11 11:34*	*07/22/11 18:36*	*5*

Method: 8330 (Modified) - Organic Compounds by UV/HPLC

Analyte	Result	Qualifier	LOQ	MDL	Unit	D	Prepared	Analyzed	Dil Fac
Nitroguanidine	0.039 U		0.24	0.020	mg/kg		07/15/11 12:00	07/27/11 17:09	0.98

Method: 8330/8330A - Nitroaromatics & Nitramines: Explosives (8330/A)

Analyte	Result	Qualifier	LOQ	MDL	Unit	D	Prepared	Analyzed	Dil Fac
1,3,5-Trinitrobenzene	0.10 U		0.25	0.020	mg/kg		07/15/11 12:00	07/29/11 04:07	1
1,3-Dinitrobenzene	0.10 U		0.25	0.050	mg/kg		07/15/11 12:00	07/29/11 04:07	1
2,4,6-Trinitrotoluene	0.10 U		0.25	0.020	mg/kg		07/15/11 12:00	07/29/11 04:07	1
2,4-Dinitrotoluene	0.10 U		0.25	0.020	mg/kg		07/15/11 12:00	07/29/11 04:07	1
2,6-Dinitrotoluene	0.10 U		0.25	0.030	mg/kg		07/15/11 12:00	07/29/11 04:07	1
2-Amino-4,6-dinitrotoluene	0.10 U		0.25	0.10	mg/kg		07/15/11 12:00	07/29/11 04:07	1
2-Nitrotoluene	0.10 U		0.25	0.080	mg/kg		07/15/11 12:00	07/29/11 04:07	1
3-Nitrotoluene	0.10 U		0.25	0.070	mg/kg		07/15/11 12:00	07/29/11 04:07	1
4-Amino-2,6-dinitrotoluene	0.10 U		0.25	0.020	mg/kg		07/15/11 12:00	07/29/11 04:07	1
4-Nitrotoluene	0.10 U		0.25	0.080	mg/kg		07/15/11 12:00	07/29/11 04:07	1
HMX	0.10 U		0.25	0.030	mg/kg		07/15/11 12:00	07/29/11 04:07	1
Nitrobenzene	0.10 U		0.25	0.050	mg/kg		07/15/11 12:00	07/29/11 04:07	1
Nitroglycerin	0.25 U		0.50	0.13	mg/kg		07/15/11 12:00	07/29/11 04:07	1
PETN	0.25 U		0.50	0.16	mg/kg		07/15/11 12:00	07/29/11 04:07	1
RDX	0.10 U		0.25	0.040	mg/kg		07/15/11 12:00	07/29/11 04:07	1
Tetryl	0.10 U		0.25	0.050	mg/kg		07/15/11 12:00	07/29/11 04:07	1

Surrogate	*% Recovery*	*Qualifier*	*Limits*	*Prepared*	*Analyzed*	*Dil Fac*
3,4-Dinitrotoluene	*94*		*78 - 108*	*07/15/11 12:00*	*07/29/11 04:07*	*1*

Method: 6020/DOD - Metals (ICP/MS)

Analyte	Result	Qualifier	LOQ	DL	Unit	D	Prepared	Analyzed	Dil Fac
Aluminum	**8100**	**J**	9.9	2.5	mg/Kg	☼	09/01/11 09:48	09/08/11 10:53	1
Antimony	**0.15**	**J**	0.19	0.059	mg/Kg	☼	07/15/11 12:40	08/25/11 22:20	1
Arsenic	**10**		0.48	0.050	mg/Kg	☼	07/15/11 12:40	08/25/11 22:20	1
Barium	**79**	**J**	0.48	0.12	mg/Kg	☼	07/15/11 12:40	08/25/11 22:20	1
Beryllium	**0.86**	**D**	0.48	0.017	mg/Kg	☼	07/15/11 12:40	08/29/11 13:49	5
Cadmium	**0.27**	**J D**	0.95	0.015	mg/Kg	☼	07/15/11 12:40	08/29/11 13:49	5
Calcium	**17000**	**J**	200	40	mg/Kg	☼	09/01/11 09:48	09/08/11 10:53	1
Chromium	**27**		0.48	0.15	mg/Kg	☼	07/15/11 12:40	08/25/11 22:20	1
Cobalt	**8.3**	**D**	0.48	0.021	mg/Kg	☼	07/15/11 12:40	08/29/11 13:49	5
Copper	**19**		0.38	0.10	mg/Kg	☼	07/15/11 12:40	08/25/11 22:20	1
Iron	**20000**	**J**	49	11	mg/Kg	☼	09/01/11 09:48	09/08/11 10:53	1
Lead	**35**		0.29	0.067	mg/Kg	☼	07/15/11 12:40	08/25/11 22:20	1
Magnesium	**4100**		99	8.8	mg/Kg	☼	09/01/11 09:48	09/08/11 10:53	1
Manganese	**670**	**D J**	2.4	0.76	mg/Kg	☼	07/15/11 12:40	08/29/11 13:49	5

Client Sample ID: LL2SS-516M-0001-SO

Lab Sample ID: 240-1728-14

Date Collected: 07/03/11 09:45
Date Received: 07/06/11 13:15

Matrix: Solid
Percent Solids: 98.1

Method: 6020/DOD - Metals (ICP/MS) (Continued)

Analyte	Result	Qualifier	LOQ	DL	Unit	D	Prepared	Analyzed	Dil Fac
Nickel	26		0.48	0.082	mg/Kg	☼	07/15/11 12:40	08/25/11 22:20	1
Potassium	1100		99	3.7	mg/Kg	☼	09/01/11 09:48	09/08/11 10:53	1
Selenium	1.2		0.48	0.020	mg/Kg	☼	07/15/11 12:40	08/25/11 22:20	1
Silver	0.24	U	0.48	0.076	mg/Kg	☼	07/15/11 12:40	08/29/11 13:49	5
Sodium	160		99	14	mg/Kg	☼	09/01/11 09:48	09/08/11 10:53	1
Thallium	0.17	J	0.19	0.054	mg/Kg	☼	07/15/11 12:40	08/25/11 22:20	1
Vanadium	15		0.48	0.041	mg/Kg	☼	07/15/11 12:40	08/25/11 22:20	1
Zinc	88	D J	19	4.8	mg/Kg	☼	07/15/11 12:40	08/29/11 13:49	5

Method: 7471/DOD - Mercury (CVAA)

Analyte	Result	Qualifier	LOQ	DL	Unit	D	Prepared	Analyzed	Dil Fac
Mercury	0.023	J	0.10	0.014	mg/Kg	☼	07/15/11 15:30	07/18/11 17:02	1

General Chemistry

Analyte	Result	Qualifier	LOQ	DL	Unit	D	Prepared	Analyzed	Dil Fac
Hexavalent chromium	0.45	J	0.82	0.28	mg/Kg	☼	07/18/11 14:13	07/20/11 16:20	1

Analyte	Result	Qualifier	LOQ	MDL	Unit	D	Prepared	Analyzed	Dil Fac
Nitrocellulose	0.85	J	5.1	0.79	mg/kg	☼	07/20/11 05:35	07/21/11 12:47	1

Client Sample ID: LL2SS-516V-0001-SO

Lab Sample ID: 240-1728-15

Date Collected: 07/03/11 09:50
Date Received: 07/06/11 13:15

Matrix: Solid
Percent Solids: 87.6

Method: 8260B/DoD - Volatile Organic Compounds (GC/MS)

Analyte	Result	Qualifier	LOQ	DL	Unit	D	Prepared	Analyzed	Dil Fac
1,1,1-Trichloroethane	9.2	U	230	19	ug/Kg	☼	07/12/11 15:40	07/12/11 22:20	1
1,1,2,2-Tetrachloroethane	23	U	230	8.2	ug/Kg	☼	07/12/11 15:40	07/12/11 22:20	1
1,1,2-Trichloroethane	23	U	230	11	ug/Kg	☼	07/12/11 15:40	07/12/11 22:20	1
1,1-Dichloroethane	23	U	230	16	ug/Kg	☼	07/12/11 15:40	07/12/11 22:20	1
1,1-Dichloroethene	23	U	230	16	ug/Kg	☼	07/12/11 15:40	07/12/11 22:20	1
1,2-Dichloroethane	23	U	230	9.2	ug/Kg	☼	07/12/11 15:40	07/12/11 22:20	1
1,2-Dichloroethene, Total	7.5	U	460	7.5	ug/Kg	☼	07/12/11 15:40	07/12/11 22:20	1
1,2-Dichloropropane	9.2	U	230	7.5	ug/Kg	☼	07/12/11 15:40	07/12/11 22:20	1
2-Butanone	92	U	920	39	ug/Kg	☼	07/12/11 15:40	07/12/11 22:20	1
2-Hexanone	46	U	920	18	ug/Kg	☼	07/12/11 15:40	07/12/11 22:20	1
4-Methyl-2-pentanone	92	U	920	44	ug/Kg	☼	07/12/11 15:40	07/12/11 22:20	1
Acetone	180	U	920	160	ug/Kg	☼	07/12/11 15:40	07/12/11 22:20	1
Benzene	23	U	230	11	ug/Kg	☼	07/12/11 15:40	07/12/11 22:20	1
Bromoform	23	U	230	17	ug/Kg	☼	07/12/11 15:40	07/12/11 22:20	1
Bromomethane	46	U	230	27	ug/Kg	☼	07/12/11 15:40	07/12/11 22:20	1
Carbon disulfide	23	U	230	11	ug/Kg	☼	07/12/11 15:40	07/12/11 22:20	1
Carbon tetrachloride	9.2	U	230	5.9	ug/Kg	☼	07/12/11 15:40	07/12/11 22:20	1
Chlorobenzene	9.2	U	230	5.9	ug/Kg	☼	07/12/11 15:40	07/12/11 22:20	1
Chloromethane	23	U	230	13	ug/Kg	☼	07/12/11 15:40	07/12/11 22:20	1
cis-1,2-Dichloroethene	9.2	U	230	6.3	ug/Kg	☼	07/12/11 15:40	07/12/11 22:20	1
cis-1,3-Dichloropropene	9.2	U J	230	7.2	ug/Kg	☼	07/12/11 15:40	07/12/11 22:20	1
Dibromochloromethane	23	U	230	11	ug/Kg	☼	07/12/11 15:40	07/12/11 22:20	1
Bromodichloromethane	23	U J	230	9.1	ug/Kg	☼	07/12/11 15:40	07/12/11 22:20	1
Ethylbenzene	9.2	U	230	4.9	ug/Kg	☼	07/12/11 15:40	07/12/11 22:20	1
Methylene Chloride	200	J	230	71	ug/Kg	☼	07/12/11 15:40	07/12/11 22:20	1

Client Sample ID: LL2SS-516V-0001-SO

Lab Sample ID: 240-1728-15

Date Collected: 07/03/11 09:50
Date Received: 07/06/11 13:15

Matrix: Solid
Percent Solids: 87.6

Method: 8260B/DoD - Volatile Organic Compounds (GC/MS) (Continued)

Analyte	Result	Qualifier	LOQ	DL	Unit	D	Prepared	Analyzed	Dil Fac
Styrene	9.2	U J	230	5.1	ug/Kg	☼	07/12/11 15:40	07/12/11 22:20	1
Tetrachloroethene	23	U	230	11	ug/Kg	☼	07/12/11 15:40	07/12/11 22:20	1
Toluene	23	U	230	16	ug/Kg	☼	07/12/11 15:40	07/12/11 22:20	1
trans-1,2-Dichloroethene	23	U	230	8.4	ug/Kg	☼	07/12/11 15:40	07/12/11 22:20	1
trans-1,3-Dichloropropene	23	U J	230	18	ug/Kg	☼	07/12/11 15:40	07/12/11 22:20	1
Trichloroethene	23	U	230	8.9	ug/Kg	☼	07/12/11 15:40	07/12/11 22:20	1
Vinyl chloride	23	U J	230	16	ug/Kg	☼	07/12/11 15:40	07/12/11 22:20	1
Xylenes (total)	27	U	460	7.4	ug/Kg	☼	07/12/11 15:40	07/12/11 22:20	1
Chloroform	23	U	230	8.1	ug/Kg	☼	07/12/11 15:40	07/12/11 22:20	1
Bromochloromethane	23	U	230	12	ug/Kg	☼	07/12/11 15:40	07/12/11 22:20	1
1,2-Dibromoethane	23	U	230	9.2	ug/Kg	☼	07/12/11 15:40	07/12/11 22:20	1
Chloroethane	92	U	230	56	ug/Kg	☼	07/12/11 15:40	07/12/11 22:20	1

Surrogate	*% Recovery*	*Qualifier*	*Limits*	*Prepared*	*Analyzed*	*Dil Fac*
Toluene-d8 (Surr)	*77*	*Q*	*85 - 115*	*07/12/11 15:40*	*07/12/11 22:20*	*1*
1,2-Dichloroethane-d4 (Surr)	*87*		*61 - 130*	*07/12/11 15:40*	*07/12/11 22:20*	*1*
4-Bromofluorobenzene (Surr)	*76*	*Q*	*85 - 120*	*07/12/11 15:40*	*07/12/11 22:20*	*1*
Dibromofluoromethane (Surr)	*71*		*59 - 138*	*07/12/11 15:40*	*07/12/11 22:20*	*1*

Client Sample ID: LL2SS-517M-0001-SO

Lab Sample ID: 240-1728-18

Date Collected: 07/03/11 09:45
Date Received: 07/06/11 13:15

Matrix: Solid
Percent Solids: 98.0

Method: 8270C/DoD - Semivolatile Organic Compounds (GC/MS)

Analyte	Result	Qualifier	LOQ	DL	Unit	D	Prepared	Analyzed	Dil Fac
Acenaphthene	**150**		27	13	ug/Kg	☼	07/13/11 11:10	08/01/11 18:34	4
Acenaphthylene	**320**		27	13	ug/Kg	☼	07/13/11 11:10	08/01/11 18:34	4
Anthracene	**570**		27	13	ug/Kg	☼	07/13/11 11:10	08/01/11 18:34	4
Benzo[a]anthracene	**1600**		27	13	ug/Kg	☼	07/13/11 11:10	08/01/11 18:34	4
Benzoic acid	1400	U	2700	1400	ug/Kg	☼	07/13/11 11:10	08/01/11 18:34	4
Benzo[b]fluoranthene	**2000**	**M**	27	13	ug/Kg	☼	07/13/11 11:10	08/01/11 18:34	4
Benzo[k]fluoranthene	**950**	**M**	27	13	ug/Kg	☼	07/13/11 11:10	08/01/11 18:34	4
Benzyl alcohol	110	U	1300	86	ug/Kg	☼	07/13/11 11:10	08/01/11 18:34	4
Bis(2-chloroethoxy)methane	110	U	410	90	ug/Kg	☼	07/13/11 11:10	08/01/11 18:34	4
Bis(2-chloroethyl)ether	13	U	410	8.2	ug/Kg	☼	07/13/11 11:10	08/01/11 18:34	4
4-Bromophenyl phenyl ether	110	U	200	53	ug/Kg	☼	07/13/11 11:10	08/01/11 18:34	4
Butyl benzyl phthalate	110	U	200	41	ug/Kg	☼	07/13/11 11:10	08/01/11 18:34	4
2,4-Dimethylphenol	330	U	610	82	ug/Kg	☼	07/13/11 11:10	08/01/11 18:34	4
Dimethyl phthalate	110	U	200	69	ug/Kg	☼	07/13/11 11:10	08/01/11 18:34	4
4,6-Dinitro-2-methylphenol	330	U	610	330	ug/Kg	☼	07/13/11 11:10	08/01/11 18:34	4
2,4-Dinitrophenol	330	U	1300	330	ug/Kg	☼	07/13/11 11:10	08/01/11 18:34	4
2,4-Dinitrotoluene	110	U	820	110	ug/Kg	☼	07/13/11 11:10	08/01/11 18:34	4
2,6-Dinitrotoluene	110	U	820	86	ug/Kg	☼	07/13/11 11:10	08/01/11 18:34	4
Fluoranthene	**3600**		27	13	ug/Kg	☼	07/13/11 11:10	08/01/11 18:34	4
Fluorene	**300**		27	13	ug/Kg	☼	07/13/11 11:10	08/01/11 18:34	4
Hexachlorobenzene	13	U	27	8.6	ug/Kg	☼	07/13/11 11:10	08/01/11 18:34	4
Hexachlorobutadiene	110	U Q	200	110	ug/Kg	☼	07/13/11 11:10	08/01/11 18:34	4
Hexachlorocyclopentadiene	110	U	1300	110	ug/Kg	☼	07/13/11 11:10	08/01/11 18:34	4
Hexachloroethane	110	U	200	37	ug/Kg	☼	07/13/11 11:10	08/01/11 18:34	4
N-Nitrosodiphenylamine	110	U	200	86	ug/Kg	☼	07/13/11 11:10	08/01/11 18:34	4

Client: Prudent Technologies, Inc
Project/Site: RVAAP

TestAmerica Job ID: 240-1728-1

Client Sample ID: LL2SS-517M-0001-SO
Date Collected: 07/03/11 09:45
Date Received: 07/06/11 13:15

Lab Sample ID: 240-1728-18
Matrix: Solid
Percent Solids: 98.0

Method: 8270C/DoD - Semivolatile Organic Compounds (GC/MS) (Continued)

Analyte	Result	Qualifier	LOQ	DL	Unit	D	Prepared	Analyzed	Dil Fac
N-Nitrosodi-n-propylamine	110	U	200	110	ug/Kg	☼	07/13/11 11:10	08/01/11 18:34	4
1,4-Dichlorobenzene	110	U	200	82	ug/Kg	☼	07/13/11 11:10	08/01/11 18:34	4
2-Chloronaphthalene	13	U	200	13	ug/Kg	☼	07/13/11 11:10	08/01/11 18:34	4
2-Chlorophenol	110	U	200	110	ug/Kg	☼	07/13/11 11:10	08/01/11 18:34	4
4-Chlorophenyl phenyl ether	110	U	200	53	ug/Kg	☼	07/13/11 11:10	08/01/11 18:34	4
Chrysene	**1500**		27	4.5	ug/Kg	☼	07/13/11 11:10	08/01/11 18:34	4
Dibenz(a,h)anthracene	**210**		27	13	ug/Kg	☼	07/13/11 11:10	08/01/11 18:34	4
Dibenzofuran	**160**	**J**	200	13	ug/Kg	☼	07/13/11 11:10	08/01/11 18:34	4
Benzo[g,h,i]perylene	**1000**		27	13	ug/Kg	☼	07/13/11 11:10	08/01/11 18:34	4
Benzo[a]pyrene	**1700**		27	13	ug/Kg	☼	07/13/11 11:10	08/01/11 18:34	4
Di-n-butyl phthalate	110	U	200	61	ug/Kg	☼	07/13/11 11:10	08/01/11 18:34	4
1,2-Dichlorobenzene	110	U Q	200	40	ug/Kg	☼	07/13/11 11:10	08/01/11 18:34	4
1,3-Dichlorobenzene	110	U Q	200	45	ug/Kg	☼	07/13/11 11:10	08/01/11 18:34	4
3,3'-Dichlorobenzidine	330	U	410	73	ug/Kg	☼	07/13/11 11:10	08/01/11 18:34	4
2,4-Dichlorophenol	110	U	610	82	ug/Kg	☼	07/13/11 11:10	08/01/11 18:34	4
Diethyl phthalate	110	U	200	65	ug/Kg	☼	07/13/11 11:10	08/01/11 18:34	4
Indeno[1,2,3-cd]pyrene	**1000**		27	13	ug/Kg	☼	07/13/11 11:10	08/01/11 18:34	4
Isophorone	**53**	**J**	200	53	ug/Kg	☼	07/13/11 11:10	08/01/11 18:34	4
2-Methylnaphthalene	**74**		27	13	ug/Kg	☼	07/13/11 11:10	08/01/11 18:34	4
2-Methylphenol	330	U	820	330	ug/Kg	☼	07/13/11 11:10	08/01/11 18:34	4
Naphthalene	**78**		27	13	ug/Kg	☼	07/13/11 11:10	08/01/11 18:34	4
2-Nitroaniline	110	U	820	37	ug/Kg	☼	07/13/11 11:10	08/01/11 18:34	4
3-Nitroaniline	330	U	820	65	ug/Kg	☼	07/13/11 11:10	08/01/11 18:34	4
4-Nitroaniline	110	U	820	110	ug/Kg	☼	07/13/11 11:10	08/01/11 18:34	4
Nitrobenzene	13	U	410	9.0	ug/Kg	☼	07/13/11 11:10	08/01/11 18:34	4
2-Nitrophenol	110	U	200	110	ug/Kg	☼	07/13/11 11:10	08/01/11 18:34	4
4-Nitrophenol	330	U	1300	330	ug/Kg	☼	07/13/11 11:10	08/01/11 18:34	4
Pyrene	**2700**		27	13	ug/Kg	☼	07/13/11 11:10	08/01/11 18:34	4
Pentachlorophenol	330	U	610	330	ug/Kg	☼	07/13/11 11:10	08/01/11 18:34	4
Phenanthrene	**2100**		27	13	ug/Kg	☼	07/13/11 11:10	08/01/11 18:34	4
1,2,4-Trichlorobenzene	110	U Q	200	110	ug/Kg	☼	07/13/11 11:10	08/01/11 18:34	4
2,4,5-Trichlorophenol	110	U Q	610	100	ug/Kg	☼	07/13/11 11:10	08/01/11 18:34	4
2,4,6-Trichlorophenol	330	U Q	610	330	ug/Kg	☼	07/13/11 11:10	08/01/11 18:34	4
Phenol	110	U	200	110	ug/Kg	☼	07/13/11 11:10	08/01/11 18:34	4
Carbazole	**170**	**J**	200	110	ug/Kg	☼	07/13/11 11:10	08/01/11 18:34	4
4-Chloroaniline	110	U	610	69	ug/Kg	☼	07/13/11 11:10	08/01/11 18:34	4
3 & 4 Methylphenol	330	U	1600	82	ug/Kg	☼	07/13/11 11:10	08/01/11 18:34	4
Bis(2-ethylhexyl) phthalate	**380**		200	78	ug/Kg	☼	07/13/11 11:10	08/01/11 18:34	4
Di-n-octyl phthalate	110	U	200	110	ug/Kg	☼	07/13/11 11:10	08/01/11 18:34	4
4-Chloro-3-methylphenol	110	U	610	86	ug/Kg	☼	07/13/11 11:10	08/01/11 18:34	4
bis (2-Chloroisopropyl) ether	110	U	410	39	ug/Kg	☼	07/13/11 11:10	08/01/11 18:34	4

Surrogate	*% Recovery*	*Qualifier*	*Limits*	*Prepared*	*Analyzed*	*Dil Fac*
2-Fluorobiphenyl (Surr)	*48*		*45 - 105*	*07/13/11 11:10*	*08/01/11 18:34*	*4*
2-Fluorophenol (Surr)	*58*		*35 - 105*	*07/13/11 11:10*	*08/01/11 18:34*	*4*
Nitrobenzene-d5 (Surr)	*46*		*35 - 100*	*07/13/11 11:10*	*08/01/11 18:34*	*4*
Terphenyl-d14 (Surr)	*63*		*30 - 125*	*07/13/11 11:10*	*08/01/11 18:34*	*4*
2,4,6-Tribromophenol (Surr)	*46*		*35 - 125*	*07/13/11 11:10*	*08/01/11 18:34*	*4*
Phenol-d5 (Surr)	*61*		*40 - 100*	*07/13/11 11:10*	*08/01/11 18:34*	*4*

Client Sample Results

Client: Prudent Technologies, Inc
Project/Site: RVAAP

TestAmerica Job ID: 240-1728-1

Client Sample ID: LL2SS-517M-0001-SO

Date Collected: 07/03/11 09:45
Date Received: 07/06/11 13:15

Lab Sample ID: 240-1728-18

Matrix: Solid
Percent Solids: 98.0

Method: 8081/DOD - Organochlorine Pesticides (GC)

Analyte	Result	Qualifier	LOQ	DL	Unit	D	Prepared	Analyzed	Dil Fac
4,4'-DDD	34	U	100	32	ug/Kg	☼	07/13/11 12:29	07/31/11 00:43	50
4,4'-DDE	34	U	87	20	ug/Kg	☼	07/13/11 12:29	07/31/11 00:43	50
4,4'-DDT	34	U	100	32	ug/Kg	☼	07/13/11 12:29	07/31/11 00:43	50
Aldrin	68	U	200	61	ug/Kg	☼	07/13/11 12:29	07/31/11 00:43	50
alpha-BHC	68	U Q	130	37	ug/Kg	☼	07/13/11 12:29	07/31/11 00:43	50
alpha-Chlordane	68	U	150	48	ug/Kg	☼	07/13/11 12:29	07/31/11 00:43	50
beta-BHC	68	U Q	180	56	ug/Kg	☼	07/13/11 12:29	07/31/11 00:43	50
delta-BHC	68	U	200	61	ug/Kg	☼	07/13/11 12:29	07/31/11 00:43	50
Dieldrin	34	U	87	24	ug/Kg	☼	07/13/11 12:29	07/31/11 00:43	50
Endosulfan I	34	U	87	27	ug/Kg	☼	07/13/11 12:29	07/31/11 00:43	50
Endosulfan II	68	U	130	42	ug/Kg	☼	07/13/11 12:29	07/31/11 00:43	50
Endosulfan sulfate	68	U	150	44	ug/Kg	☼	07/13/11 12:29	07/31/11 00:43	50
Endrin	34	U	87	26	ug/Kg	☼	07/13/11 12:29	07/31/11 00:43	50
Endrin aldehyde	68	U	150	51	ug/Kg	☼	07/13/11 12:29	07/31/11 00:43	50
Endrin ketone	34	U	100	32	ug/Kg	☼	07/13/11 12:29	07/31/11 00:43	50
gamma-BHC (Lindane)	68	U Q	130	38	ug/Kg	☼	07/13/11 12:29	07/31/11 00:43	50
gamma-Chlordane	34	U Q	87	21	ug/Kg	☼	07/13/11 12:29	07/31/11 00:43	50
Heptachlor	68	U	180	56	ug/Kg	☼	07/13/11 12:29	07/31/11 00:43	50
Heptachlor epoxide	68	U	130	41	ug/Kg	☼	07/13/11 12:29	07/31/11 00:43	50
Methoxychlor	170	U M	260	77	ug/Kg	☼	07/13/11 12:29	07/31/11 00:43	50
Toxaphene	1000	U M	3400	970	ug/Kg	☼	07/13/11 12:29	07/31/11 00:43	50

Surrogate	*% Recovery*	*Qualifier*	*Limits*	*Prepared*	*Analyzed*	*Dil Fac*
DCB Decachlorobiphenyl	*0*	*Q*	*55 - 130*	*07/13/11 12:29*	*07/31/11 00:43*	*50*
DCB Decachlorobiphenyl	*0*	*Q*	*55 - 130*	*07/13/11 12:29*	*07/31/11 00:43*	*50*
Tetrachloro-m-xylene	*2725*	*Q*	*70 - 125*	*07/13/11 12:29*	*07/31/11 00:43*	*50*
Tetrachloro-m-xylene	*99*		*70 - 125*	*07/13/11 12:29*	*07/31/11 00:43*	*50*

Method: 8082/DOD - Polychlorinated Biphenyls (PCBs) by Gas Chromatography

Analyte	Result	Qualifier	LOQ	DL	Unit	D	Prepared	Analyzed	Dil Fac
Aroclor 1016	25	U	66	21	ug/Kg	☼	07/13/11 13:31	07/20/11 20:59	1
Aroclor 1221	25	U	51	16	ug/Kg	☼	07/13/11 13:31	07/20/11 20:59	1
Aroclor 1232	25	U	46	14	ug/Kg	☼	07/13/11 13:31	07/20/11 20:59	1
Aroclor 1242	25	U	41	13	ug/Kg	☼	07/13/11 13:31	07/20/11 20:59	1
Aroclor 1248	25	U	56	17	ug/Kg	☼	07/13/11 13:31	07/20/11 20:59	1
Aroclor 1254	**250**		56	17	ug/Kg	☼	07/13/11 13:31	07/20/11 20:59	1
Aroclor 1260	25	U	56	17	ug/Kg	☼	07/13/11 13:31	07/20/11 20:59	1

Surrogate	*% Recovery*	*Qualifier*	*Limits*	*Prepared*	*Analyzed*	*Dil Fac*
Tetrachloro-m-xylene	*42*		*40 - 140*	*07/13/11 13:31*	*07/20/11 20:59*	*1*
Tetrachloro-m-xylene	*42*		*40 - 140*	*07/13/11 13:31*	*07/20/11 20:59*	*1*
DCB Decachlorobiphenyl	*106*		*60 - 125*	*07/13/11 13:31*	*07/20/11 20:59*	*1*
DCB Decachlorobiphenyl	*129*	*Q*	*60 - 125*	*07/13/11 13:31*	*07/20/11 20:59*	*1*

Method: 8330 (Modified) - Organic Compounds by UV/HPLC

Analyte	Result	Qualifier	LOQ	MDL	Unit	D	Prepared	Analyzed	Dil Fac
Nitroguanidine	0.040 U		0.25	0.020	mg/kg		07/15/11 12:00	07/27/11 17:52	1

Method: 8330/8330A - Nitroaromatics & Nitramines: Explosives (8330/A)

Analyte	Result	Qualifier	LOQ	MDL	Unit	D	Prepared	Analyzed	Dil Fac
1,3,5-Trinitrobenzene	0.10 U		0.25	0.020	mg/kg		07/15/11 12:00	07/29/11 06:07	1

Client Sample ID: LL2SS-517M-0001-SO

Date Collected: 07/03/11 09:45
Date Received: 07/06/11 13:15

Lab Sample ID: 240-1728-18

Matrix: Solid

Method: 8330/8330A - Nitroaromatics & Nitramines: Explosives (8330/A) (Continued)

Analyte	Result	Qualifier	LOQ	MDL	Unit	D	Prepared	Analyzed	Dil Fac
1,3-Dinitrobenzene	0.10 U		0.25	0.050	mg/kg		07/15/11 12:00	07/29/11 06:07	1
2,4,6-Trinitrotoluene	**0.048**	**J PG**	0.25	0.020	mg/kg		07/15/11 12:00	07/29/11 06:07	1
2,4-Dinitrotoluene	0.10 U		0.25	0.020	mg/kg		07/15/11 12:00	07/29/11 06:07	1
2,6-Dinitrotoluene	0.10 U		0.25	0.030	mg/kg		07/15/11 12:00	07/29/11 06:07	1
2-Amino-4,6-dinitrotoluene	0.10 U		0.25	0.10	mg/kg		07/15/11 12:00	07/29/11 06:07	1
2-Nitrotoluene	0.10 U		0.25	0.080	mg/kg		07/15/11 12:00	07/29/11 06:07	1
3-Nitrotoluene	0.10 U		0.25	0.070	mg/kg		07/15/11 12:00	07/29/11 06:07	1
4-Amino-2,6-dinitrotoluene	0.10 U		0.25	0.020	mg/kg		07/15/11 12:00	07/29/11 06:07	1
4-Nitrotoluene	0.10 U		0.25	0.080	mg/kg		07/15/11 12:00	07/29/11 06:07	1
HMX	0.10 U		0.25	0.030	mg/kg		07/15/11 12:00	07/29/11 06:07	1
Nitrobenzene	0.10 U		0.25	0.050	mg/kg		07/15/11 12:00	07/29/11 06:07	1
Nitroglycerin	0.25 U		0.50	0.13	mg/kg		07/15/11 12:00	07/29/11 06:07	1
PETN	0.25 U		0.50	0.16	mg/kg		07/15/11 12:00	07/29/11 06:07	1
RDX	0.10 U		0.25	0.040	mg/kg		07/15/11 12:00	07/29/11 06:07	1
Tetryl	0.10 U		0.25	0.050	mg/kg		07/15/11 12:00	07/29/11 06:07	1

Surrogate	*% Recovery*	*Qualifier*	*Limits*	*Prepared*	*Analyzed*	*Dil Fac*
3,4-Dinitrotoluene	*92*		*78 - 108*	*07/15/11 12:00*	*07/29/11 06:07*	*1*

Method: 6020/DOD - Metals (ICP/MS)

Analyte	Result	Qualifier	LOQ	DL	Unit	D	Prepared	Analyzed	Dil Fac
Aluminum	**11000**	**D**	93	23	mg/Kg	☼	07/15/11 12:40	08/29/11 14:46	10
Antimony	**0.14**	**J**	0.19	0.058	mg/Kg	☼	07/15/11 12:40	08/25/11 23:19	1
Arsenic	**9.2**		0.46	0.048	mg/Kg	☼	07/15/11 12:40	08/25/11 23:19	1
Barium	**88**		0.46	0.12	mg/Kg	☼	07/15/11 12:40	08/25/11 23:19	1
Beryllium	**1.0**	**D**	0.93	0.032	mg/Kg	☼	07/15/11 12:40	08/29/11 14:46	10
Cadmium	**0.17**	**J D**	1.9	0.029	mg/Kg	☼	07/15/11 12:40	08/29/11 14:46	10
Calcium	**23000**	**D**	1900	370	mg/Kg	☼	07/15/11 12:40	08/29/11 14:46	10
Chromium	**32**		0.46	0.15	mg/Kg	☼	07/15/11 12:40	08/25/11 23:19	1
Cobalt	**9.2**	**D**	0.93	0.042	mg/Kg	☼	07/15/11 12:40	08/29/11 14:46	10
Copper	**18**		0.37	0.10	mg/Kg	☼	07/15/11 12:40	08/25/11 23:19	1
Iron	**20000**		46	10	mg/Kg	☼	07/15/11 12:40	08/25/11 23:19	1
Lead	**33**		0.28	0.065	mg/Kg	☼	07/15/11 12:40	08/25/11 23:19	1
Magnesium	**4500**		93	8.3	mg/Kg	☼	07/15/11 12:40	08/25/11 23:19	1
Manganese	**870**	**D**	4.6	1.5	mg/Kg	☼	07/15/11 12:40	08/29/11 14:46	10
Nickel	**29**		0.46	0.080	mg/Kg	☼	07/15/11 12:40	08/25/11 23:19	1
Potassium	**1200**		93	3.5	mg/Kg	☼	07/15/11 12:40	08/25/11 23:19	1
Selenium	**1.1**		0.46	0.019	mg/Kg	☼	07/15/11 12:40	08/25/11 23:19	1
Silver	0.46	U	0.93	0.15	mg/Kg	☼	07/15/11 12:40	08/29/11 14:46	10
Sodium	**170**		93	13	mg/Kg	☼	07/15/11 12:40	08/25/11 23:19	1
Thallium	**0.15**	**J**	0.19	0.052	mg/Kg	☼	07/15/11 12:40	08/25/11 23:19	1
Vanadium	**14**		0.46	0.040	mg/Kg	☼	07/15/11 12:40	08/25/11 23:19	1
Zinc	**62**	**D**	37	9.3	mg/Kg	☼	07/15/11 12:40	08/29/11 14:46	10

Method: 7471/DOD - Mercury (CVAA)

Analyte	Result	Qualifier	LOQ	DL	Unit	D	Prepared	Analyzed	Dil Fac
Mercury	**0.022**	**J**	0.10	0.014	mg/Kg	☼	07/15/11 15:30	07/18/11 17:12	1

General Chemistry

Analyte	Result	Qualifier	LOQ	DL	Unit	D	Prepared	Analyzed	Dil Fac
Hexavalent chromium	0.82	U	0.82	0.28	mg/Kg	☼	07/18/11 14:13	07/20/11 16:21	1

Client Sample ID: LL2SS-517M-0001-SO

Lab Sample ID: 240-1728-18

Date Collected: 07/03/11 09:45

Matrix: Solid

Date Received: 07/06/11 13:15

Analyte	Result	Qualifier	LOQ	MDL	Unit	D	Prepared	Analyzed	Dil Fac
Nitrocellulose	0.94	J	5.1	0.80	mg/kg	☼	07/20/11 05:35	07/21/11 12:59	1

Client Sample ID: LL2SS-517V-0001-SO

Lab Sample ID: 240-1728-19

Date Collected: 07/03/11 09:50

Matrix: Solid

Date Received: 07/06/11 13:15

Percent Solids: 88.7

Method: 8260B/DoD - Volatile Organic Compounds (GC/MS)

Analyte	Result	Qualifier	LOQ	DL	Unit	D	Prepared	Analyzed	Dil Fac
1,1,1-Trichloroethane	8.3	U	210	18	ug/Kg	☼	07/12/11 15:40	07/12/11 23:02	1
1,1,2,2-Tetrachloroethane	21	U	210	7.4	ug/Kg	☼	07/12/11 15:40	07/12/11 23:02	1
1,1,2-Trichloroethane	21	U	210	10	ug/Kg	☼	07/12/11 15:40	07/12/11 23:02	1
1,1-Dichloroethane	21	U	210	14	ug/Kg	☼	07/12/11 15:40	07/12/11 23:02	1
1,1-Dichloroethene	21	U	210	15	ug/Kg	☼	07/12/11 15:40	07/12/11 23:02	1
1,2-Dichloroethane	21	U	210	8.3	ug/Kg	☼	07/12/11 15:40	07/12/11 23:02	1
1,2-Dichloroethene, Total	6.8	U	420	6.8	ug/Kg	☼	07/12/11 15:40	07/12/11 23:02	1
1,2-Dichloropropane	8.3	U	210	6.8	ug/Kg	☼	07/12/11 15:40	07/12/11 23:02	1
2-Butanone	83	U	830	36	ug/Kg	☼	07/12/11 15:40	07/12/11 23:02	1
2-Hexanone	42	U	830	17	ug/Kg	☼	07/12/11 15:40	07/12/11 23:02	1
4-Methyl-2-pentanone	83	U	830	40	ug/Kg	☼	07/12/11 15:40	07/12/11 23:02	1
Acetone	170	U	830	140	ug/Kg	☼	07/12/11 15:40	07/12/11 23:02	1
Benzene	21	U	210	10	ug/Kg	☼	07/12/11 15:40	07/12/11 23:02	1
Bromoform	21	U	210	16	ug/Kg	☼	07/12/11 15:40	07/12/11 23:02	1
Bromomethane	42	U	210	24	ug/Kg	☼	07/12/11 15:40	07/12/11 23:02	1
Carbon disulfide	21	U	210	10	ug/Kg	☼	07/12/11 15:40	07/12/11 23:02	1
Carbon tetrachloride	8.3	U	210	5.3	ug/Kg	☼	07/12/11 15:40	07/12/11 23:02	1
Chlorobenzene	8.3	U	210	5.3	ug/Kg	☼	07/12/11 15:40	07/12/11 23:02	1
Chloromethane	21	U	210	12	ug/Kg	☼	07/12/11 15:40	07/12/11 23:02	1
cis-1,2-Dichloroethene	8.3	U	210	5.8	ug/Kg	☼	07/12/11 15:40	07/12/11 23:02	1
cis-1,3-Dichloropropene	8.3	U	210	6.6	ug/Kg	☼	07/12/11 15:40	07/12/11 23:02	1
Dibromochloromethane	21	U	210	10	ug/Kg	☼	07/12/11 15:40	07/12/11 23:02	1
Bromodichloromethane	21	U	210	8.3	ug/Kg	☼	07/12/11 15:40	07/12/11 23:02	1
Ethylbenzene	8.3	U	210	4.5	ug/Kg	☼	07/12/11 15:40	07/12/11 23:02	1
Methylene Chloride	130	J	210	64	ug/Kg	☼	07/12/11 15:40	07/12/11 23:02	1
Styrene	8.3	U	210	4.7	ug/Kg	☼	07/12/11 15:40	07/12/11 23:02	1
Tetrachloroethene	21	U	210	10	ug/Kg	☼	07/12/11 15:40	07/12/11 23:02	1
Toluene	21	U	210	14	ug/Kg	☼	07/12/11 15:40	07/12/11 23:02	1
trans-1,2-Dichloroethene	21	U	210	7.7	ug/Kg	☼	07/12/11 15:40	07/12/11 23:02	1
trans-1,3-Dichloropropene	21	U	210	17	ug/Kg	☼	07/12/11 15:40	07/12/11 23:02	1
Trichloroethene	21	U	210	8.1	ug/Kg	☼	07/12/11 15:40	07/12/11 23:02	1
Vinyl chloride	21	U	210	15	ug/Kg	☼	07/12/11 15:40	07/12/11 23:02	1
Xylenes (total)	25	U	420	6.8	ug/Kg	☼	07/12/11 15:40	07/12/11 23:02	1
Chloroform	21	U	210	7.3	ug/Kg	☼	07/12/11 15:40	07/12/11 23:02	1
Bromochloromethane	21	U	210	11	ug/Kg	☼	07/12/11 15:40	07/12/11 23:02	1
1,2-Dibromoethane	21	U	210	8.3	ug/Kg	☼	07/12/11 15:40	07/12/11 23:02	1
Chloroethane	83	U	210	51	ug/Kg	☼	07/12/11 15:40	07/12/11 23:02	1

Surrogate	*% Recovery*	*Qualifier*	*Limits*	*Prepared*	*Analyzed*	*Dil Fac*
Toluene-d8 (Surr)	*78*	*Q*	*85 - 115*	*07/12/11 15:40*	*07/12/11 23:02*	*1*
1,2-Dichloroethane-d4 (Surr)	*87*		*61 - 130*	*07/12/11 15:40*	*07/12/11 23:02*	*1*
4-Bromofluorobenzene (Surr)	*78*	*Q*	*85 - 120*	*07/12/11 15:40*	*07/12/11 23:02*	*1*
Dibromofluoromethane (Surr)	*72*		*59 - 138*	*07/12/11 15:40*	*07/12/11 23:02*	*1*

Client: Prudent Technologies, Inc
Project/Site: RVAAP

TestAmerica Job ID: 240-1728-1

Client Sample ID: L12SS-300M-0001-SO
Date Collected: 07/03/11 11:15
Date Received: 07/06/11 13:15

Lab Sample ID: 240-1728-20
Matrix: Solid
Percent Solids: 97.6

Method: 8270C/DoD - Semivolatile Organic Compounds (GC/MS)

Analyte	Result	Qualifier	LOQ	DL	Unit	D	Prepared	Analyzed	Dil Fac
Acenaphthene	**570**	**D**	85	42	ug/Kg	☼	07/13/11 11:10	08/01/11 17:56	12.5
Acenaphthylene	**280**	**D**	85	42	ug/Kg	☼	07/13/11 11:10	08/01/11 17:56	12.5
Anthracene	**2300**	**D**	85	42	ug/Kg	☼	07/13/11 11:10	08/01/11 17:56	12.5
Benzo[a]anthracene	**5000**	**D**	85	42	ug/Kg	☼	07/13/11 11:10	08/01/11 17:56	12.5
Benzoic acid	4300	U	8400	4300	ug/Kg	☼	07/13/11 11:10	08/01/11 17:56	12.5
Benzo[b]fluoranthene	**5200**	**D M**	85	42	ug/Kg	☼	07/13/11 11:10	08/01/11 17:56	12.5
Benzo[k]fluoranthene	**3600**	**D M**	85	42	ug/Kg	☼	07/13/11 11:10	08/01/11 17:56	12.5
Benzyl alcohol	350	U	4200	270	ug/Kg	☼	07/13/11 11:10	08/01/11 17:56	12.5
Bis(2-chloroethoxy)methane	350	U	1300	280	ug/Kg	☼	07/13/11 11:10	08/01/11 17:56	12.5
Bis(2-chloroethyl)ether	42	U	1300	26	ug/Kg	☼	07/13/11 11:10	08/01/11 17:56	12.5
4-Bromophenyl phenyl ether	350	U	640	170	ug/Kg	☼	07/13/11 11:10	08/01/11 17:56	12.5
Butyl benzyl phthalate	350	U	640	130	ug/Kg	☼	07/13/11 11:10	08/01/11 17:56	12.5
2,4-Dimethylphenol	1000	U	1900	260	ug/Kg	☼	07/13/11 11:10	08/01/11 17:56	12.5
Dimethyl phthalate	350	U	640	220	ug/Kg	☼	07/13/11 11:10	08/01/11 17:56	12.5
4,6-Dinitro-2-methylphenol	1000	U	1900	1000	ug/Kg	☼	07/13/11 11:10	08/01/11 17:56	12.5
2,4-Dinitrophenol	1000	U	4200	1000	ug/Kg	☼	07/13/11 11:10	08/01/11 17:56	12.5
2,4-Dinitrotoluene	350	U	2600	350	ug/Kg	☼	07/13/11 11:10	08/01/11 17:56	12.5
2,6-Dinitrotoluene	350	U	2600	270	ug/Kg	☼	07/13/11 11:10	08/01/11 17:56	12.5
Fluoranthene	**11000**	**D**	85	42	ug/Kg	☼	07/13/11 11:10	08/01/11 17:56	12.5
Fluorene	**740**	**D**	85	42	ug/Kg	☼	07/13/11 11:10	08/01/11 17:56	12.5
Hexachlorobenzene	42	U	85	27	ug/Kg	☼	07/13/11 11:10	08/01/11 17:56	12.5
Hexachlorobutadiene	350	U Q	640	350	ug/Kg	☼	07/13/11 11:10	08/01/11 17:56	12.5
Hexachlorocyclopentadiene	350	U	4200	350	ug/Kg	☼	07/13/11 11:10	08/01/11 17:56	12.5
Hexachloroethane	350	U	640	120	ug/Kg	☼	07/13/11 11:10	08/01/11 17:56	12.5
N-Nitrosodiphenylamine	350	U	640	270	ug/Kg	☼	07/13/11 11:10	08/01/11 17:56	12.5
N-Nitrosodi-n-propylamine	350	U	640	350	ug/Kg	☼	07/13/11 11:10	08/01/11 17:56	12.5
1,4-Dichlorobenzene	350	U	640	260	ug/Kg	☼	07/13/11 11:10	08/01/11 17:56	12.5
2-Chloronaphthalene	42	U	640	42	ug/Kg	☼	07/13/11 11:10	08/01/11 17:56	12.5
2-Chlorophenol	350	U	640	350	ug/Kg	☼	07/13/11 11:10	08/01/11 17:56	12.5
4-Chlorophenyl phenyl ether	350	U	640	170	ug/Kg	☼	07/13/11 11:10	08/01/11 17:56	12.5
Chrysene	**5400**	**D**	85	14	ug/Kg	☼	07/13/11 11:10	08/01/11 17:56	12.5
Dibenz(a,h)anthracene	**750**	**D**	85	42	ug/Kg	☼	07/13/11 11:10	08/01/11 17:56	12.5
Dibenzofuran	**450**	**J D**	640	42	ug/Kg	☼	07/13/11 11:10	08/01/11 17:56	12.5
Benzo[g,h,i]perylene	**2600**	**D**	85	42	ug/Kg	☼	07/13/11 11:10	08/01/11 17:56	12.5
Benzo[a]pyrene	**4500**	**D**	85	42	ug/Kg	☼	07/13/11 11:10	08/01/11 17:56	12.5
Di-n-butyl phthalate	350	U	640	190	ug/Kg	☼	07/13/11 11:10	08/01/11 17:56	12.5
1,2-Dichlorobenzene	350	U Q	640	120	ug/Kg	☼	07/13/11 11:10	08/01/11 17:56	12.5
1,3-Dichlorobenzene	350	U Q	640	140	ug/Kg	☼	07/13/11 11:10	08/01/11 17:56	12.5
3,3'-Dichlorobenzidine	1000	U	1300	230	ug/Kg	☼	07/13/11 11:10	08/01/11 17:56	12.5
2,4-Dichlorophenol	350	U	1900	260	ug/Kg	☼	07/13/11 11:10	08/01/11 17:56	12.5
Diethyl phthalate	350	U	640	200	ug/Kg	☼	07/13/11 11:10	08/01/11 17:56	12.5
Indeno[1,2,3-cd]pyrene	**2600**	**D**	85	42	ug/Kg	☼	07/13/11 11:10	08/01/11 17:56	12.5
Isophorone	350	U	640	170	ug/Kg	☼	07/13/11 11:10	08/01/11 17:56	12.5
2-Methylnaphthalene	**530**	**D**	85	42	ug/Kg	☼	07/13/11 11:10	08/01/11 17:56	12.5
2-Methylphenol	1000	U	2600	1000	ug/Kg	☼	07/13/11 11:10	08/01/11 17:56	12.5
Naphthalene	**440**	**D**	85	42	ug/Kg	☼	07/13/11 11:10	08/01/11 17:56	12.5
2-Nitroaniline	350	U	2600	120	ug/Kg	☼	07/13/11 11:10	08/01/11 17:56	12.5
3-Nitroaniline	1000	U	2600	200	ug/Kg	☼	07/13/11 11:10	08/01/11 17:56	12.5
4-Nitroaniline	350	U	2600	330	ug/Kg	☼	07/13/11 11:10	08/01/11 17:56	12.5
Nitrobenzene	42	U	1300	28	ug/Kg	☼	07/13/11 11:10	08/01/11 17:56	12.5

Client Sample ID: L12SS-300M-0001-SO
Date Collected: 07/03/11 11:15
Date Received: 07/06/11 13:15

Lab Sample ID: 240-1728-20
Matrix: Solid
Percent Solids: 97.6

Method: 8270C/DoD - Semivolatile Organic Compounds (GC/MS) (Continued)

Analyte	Result	Qualifier	LOQ	DL	Unit	D	Prepared	Analyzed	Dil Fac
2-Nitrophenol	350	U	640	350	ug/Kg	☼	07/13/11 11:10	08/01/11 17:56	12.5
4-Nitrophenol	1000	U	4200	1000	ug/Kg	☼	07/13/11 11:10	08/01/11 17:56	12.5
Pyrene	**9000**	**D**	85	42	ug/Kg	☼	07/13/11 11:10	08/01/11 17:56	12.5
Pentachlorophenol	1000	U	1900	1000	ug/Kg	☼	07/13/11 11:10	08/01/11 17:56	12.5
Phenanthrene	**6400**	**D**	85	42	ug/Kg	☼	07/13/11 11:10	08/01/11 17:56	12.5
1,2,4-Trichlorobenzene	350	U Q	640	350	ug/Kg	☼	07/13/11 11:10	08/01/11 17:56	12.5
2,4,5-Trichlorophenol	350	U Q	1900	320	ug/Kg	☼	07/13/11 11:10	08/01/11 17:56	12.5
2,4,6-Trichlorophenol	1000	U Q	1900	1000	ug/Kg	☼	07/13/11 11:10	08/01/11 17:56	12.5
Phenol	350	U	640	350	ug/Kg	☼	07/13/11 11:10	08/01/11 17:56	12.5
Carbazole	**680**	**D**	640	350	ug/Kg	☼	07/13/11 11:10	08/01/11 17:56	12.5
4-Chloroaniline	350	U	1900	220	ug/Kg	☼	07/13/11 11:10	08/01/11 17:56	12.5
3 & 4 Methylphenol	1000	U	5100	260	ug/Kg	☼	07/13/11 11:10	08/01/11 17:56	12.5
Bis(2-ethylhexyl) phthalate	350	U	640	240	ug/Kg	☼	07/13/11 11:10	08/01/11 17:56	12.5
Di-n-octyl phthalate	350	U	640	350	ug/Kg	☼	07/13/11 11:10	08/01/11 17:56	12.5
4-Chloro-3-methylphenol	350	U	1900	270	ug/Kg	☼	07/13/11 11:10	08/01/11 17:56	12.5
bis (2-Chloroisopropyl) ether	350	U	1300	120	ug/Kg	☼	07/13/11 11:10	08/01/11 17:56	12.5

Surrogate	*% Recovery*	*Qualifier*	*Limits*	*Prepared*	*Analyzed*	*Dil Fac*
2-Fluorobiphenyl (Surr)	*59*	*M*	*45 - 105*	*07/13/11 11:10*	*08/01/11 17:56*	*12.5*
2-Fluorophenol (Surr)	*66*	*M*	*35 - 105*	*07/13/11 11:10*	*08/01/11 17:56*	*12.5*
Nitrobenzene-d5 (Surr)	*53*		*35 - 100*	*07/13/11 11:10*	*08/01/11 17:56*	*12.5*
Terphenyl-d14 (Surr)	*74*		*30 - 125*	*07/13/11 11:10*	*08/01/11 17:56*	*12.5*
2,4,6-Tribromophenol (Surr)	*58*		*35 - 125*	*07/13/11 11:10*	*08/01/11 17:56*	*12.5*
Phenol-d5 (Surr)	*67*		*40 - 100*	*07/13/11 11:10*	*08/01/11 17:56*	*12.5*

Method: 8081/DOD - Organochlorine Pesticides (GC)

Analyte	Result	Qualifier	LOQ	DL	Unit	D	Prepared	Analyzed	Dil Fac
4,4'-DDD	34	U M	100	32	ug/Kg	☼	07/13/11 12:29	07/31/11 01:13	50
4,4'-DDE	34	U M	87	20	ug/Kg	☼	07/13/11 12:29	07/31/11 01:13	50
4,4'-DDT	34	U	100	32	ug/Kg	☼	07/13/11 12:29	07/31/11 01:13	50
Aldrin	68	U	210	62	ug/Kg	☼	07/13/11 12:29	07/31/11 01:13	50
alpha-BHC	68	U Q	130	37	ug/Kg	☼	07/13/11 12:29	07/31/11 01:13	50
alpha-Chlordane	68	U	150	48	ug/Kg	☼	07/13/11 12:29	07/31/11 01:13	50
beta-BHC	68	U Q	180	56	ug/Kg	☼	07/13/11 12:29	07/31/11 01:13	50
delta-BHC	68	U	210	62	ug/Kg	☼	07/13/11 12:29	07/31/11 01:13	50
Dieldrin	34	U	87	24	ug/Kg	☼	07/13/11 12:29	07/31/11 01:13	50
Endosulfan I	34	U	87	27	ug/Kg	☼	07/13/11 12:29	07/31/11 01:13	50
Endosulfan II	68	U	130	42	ug/Kg	☼	07/13/11 12:29	07/31/11 01:13	50
Endosulfan sulfate	68	U	150	45	ug/Kg	☼	07/13/11 12:29	07/31/11 01:13	50
Endrin	34	U	87	26	ug/Kg	☼	07/13/11 12:29	07/31/11 01:13	50
Endrin aldehyde	68	U	150	51	ug/Kg	☼	07/13/11 12:29	07/31/11 01:13	50
Endrin ketone	**80**	**J D**	100	32	ug/Kg	☼	07/13/11 12:29	07/31/11 01:13	50
gamma-BHC (Lindane)	68	U Q	130	38	ug/Kg	☼	07/13/11 12:29	07/31/11 01:13	50
gamma-Chlordane	34	U Q	87	22	ug/Kg	☼	07/13/11 12:29	07/31/11 01:13	50
Heptachlor	68	U	180	56	ug/Kg	☼	07/13/11 12:29	07/31/11 01:13	50
Heptachlor epoxide	68	U	130	41	ug/Kg	☼	07/13/11 12:29	07/31/11 01:13	50
Methoxychlor	170	U	260	77	ug/Kg	☼	07/13/11 12:29	07/31/11 01:13	50
Toxaphene	1000	U M	3400	970	ug/Kg	☼	07/13/11 12:29	07/31/11 01:13	50

Surrogate	*% Recovery*	*Qualifier*	*Limits*	*Prepared*	*Analyzed*	*Dil Fac*
DCB Decachlorobiphenyl	*0*	*Q*	*55 - 130*	*07/13/11 12:29*	*07/31/11 01:13*	*50*

Client Sample ID: L12SS-300M-0001-SO

Date Collected: 07/03/11 11:15
Date Received: 07/06/11 13:15

Lab Sample ID: 240-1728-20

Matrix: Solid
Percent Solids: 97.6

Method: 8081/DOD - Organochlorine Pesticides (GC) (Continued)

Surrogate	% Recovery	Qualifier	Limits	Prepared	Analyzed	Dil Fac
DCB Decachlorobiphenyl	0	Q	55 - 130	07/13/11 12:29	07/31/11 01:13	50
Tetrachloro-m-xylene	2270	Q	70 - 125	07/13/11 12:29	07/31/11 01:13	50
Tetrachloro-m-xylene	122		70 - 125	07/13/11 12:29	07/31/11 01:13	50

Method: 8082/DOD - Polychlorinated Biphenyls (PCBs) by Gas Chromatography

Analyte	Result	Qualifier	LOQ	DL	Unit	D	Prepared	Analyzed	Dil Fac
Aroclor 1016	130	U	330	110	ug/Kg	☼	07/13/11 13:31	07/20/11 21:14	5
Aroclor 1221	130	U	260	82	ug/Kg	☼	07/13/11 13:31	07/20/11 21:14	5
Aroclor 1232	130	U	230	72	ug/Kg	☼	07/13/11 13:31	07/20/11 21:14	5
Aroclor 1242	130	U	210	67	ug/Kg	☼	07/13/11 13:31	07/20/11 21:14	5
Aroclor 1248	130	U	280	87	ug/Kg	☼	07/13/11 13:31	07/20/11 21:14	5
Aroclor 1254	130	U	280	87	ug/Kg	☼	07/13/11 13:31	07/20/11 21:14	5
Aroclor 1260	**770**	**D**	280	87	ug/Kg	☼	07/13/11 13:31	07/20/11 21:14	5

Surrogate	% Recovery	Qualifier	Limits	Prepared	Analyzed	Dil Fac
Tetrachloro-m-xylene	123		40 - 140	07/13/11 13:31	07/20/11 21:14	5
Tetrachloro-m-xylene	90		40 - 140	07/13/11 13:31	07/20/11 21:14	5
DCB Decachlorobiphenyl	327	Q	60 - 125	07/13/11 13:31	07/20/11 21:14	5
DCB Decachlorobiphenyl	307	Q	60 - 125	07/13/11 13:31	07/20/11 21:14	5

Method: 8330 (Modified) - Organic Compounds by UV/HPLC

Analyte	Result	Qualifier	LOQ	MDL	Unit	D	Prepared	Analyzed	Dil Fac
Nitroguanidine	0.040 U		0.25	0.020	mg/kg		07/15/11 12:00	07/27/11 18:21	1

Method: 8330/8330A - Nitroaromatics & Nitramines: Explosives (8330/A)

Analyte	Result	Qualifier	LOQ	MDL	Unit	D	Prepared	Analyzed	Dil Fac
1,3,5-Trinitrobenzene	0.097 U		0.24	0.019	mg/kg		07/15/11 12:00	07/29/11 06:47	0.97
1,3-Dinitrobenzene	0.097 U		0.24	0.048	mg/kg		07/15/11 12:00	07/29/11 06:47	0.97
2,4,6-Trinitrotoluene	0.097 U		0.24	0.019	mg/kg		07/15/11 12:00	07/29/11 06:47	0.97
2,4-Dinitrotoluene	0.097 U		0.24	0.019	mg/kg		07/15/11 12:00	07/29/11 06:47	0.97
2,6-Dinitrotoluene	0.097 U		0.24	0.029	mg/kg		07/15/11 12:00	07/29/11 06:47	0.97
2-Amino-4,6-dinitrotoluene	0.097 U		0.24	0.097	mg/kg		07/15/11 12:00	07/29/11 06:47	0.97
2-Nitrotoluene	0.097 U		0.24	0.078	mg/kg		07/15/11 12:00	07/29/11 06:47	0.97
3-Nitrotoluene	0.097 U		0.24	0.068	mg/kg		07/15/11 12:00	07/29/11 06:47	0.97
4-Amino-2,6-dinitrotoluene	0.097 U		0.24	0.019	mg/kg		07/15/11 12:00	07/29/11 06:47	0.97
4-Nitrotoluene	0.097 U		0.24	0.078	mg/kg		07/15/11 12:00	07/29/11 06:47	0.97
HMX	0.097 U		0.24	0.029	mg/kg		07/15/11 12:00	07/29/11 06:47	0.97
Nitrobenzene	0.097 U		0.24	0.048	mg/kg		07/15/11 12:00	07/29/11 06:47	0.97
Nitroglycerin	0.24 U		0.48	0.13	mg/kg		07/15/11 12:00	07/29/11 06:47	0.97
PETN	0.24 U		0.48	0.16	mg/kg		07/15/11 12:00	07/29/11 06:47	0.97
RDX	0.097 U		0.24	0.039	mg/kg		07/15/11 12:00	07/29/11 06:47	0.97
Tetryl	**0.17**	**J PG**	0.24	0.048	mg/kg		07/15/11 12:00	07/29/11 06:47	0.97

Surrogate	% Recovery	Qualifier	Limits	Prepared	Analyzed	Dil Fac
3,4-Dinitrotoluene	91		78 - 108	07/15/11 12:00	07/29/11 06:47	0.97

Method: 6020/DOD - Metals (ICP/MS)

Analyte	Result	Qualifier	LOQ	DL	Unit	D	Prepared	Analyzed	Dil Fac
Aluminum	**20000**	**D**	99	25	mg/Kg	☼	07/15/11 12:40	08/29/11 15:05	10
Antimony	**0.96**		0.20	0.061	mg/Kg	☼	07/15/11 12:40	08/25/11 23:33	1
Arsenic	**16**		0.49	0.051	mg/Kg	☼	07/15/11 12:40	08/25/11 23:33	1

Client Sample ID: L12SS-300M-0001-SO

Lab Sample ID: 240-1728-20

Date Collected: 07/03/11 11:15
Date Received: 07/06/11 13:15

Matrix: Solid
Percent Solids: 97.6

Method: 6020/DOD - Metals (ICP/MS) (Continued)

Analyte	Result	Qualifier	LOQ	DL	Unit	D	Prepared	Analyzed	Dil Fac
Barium	79		0.49	0.13	mg/Kg	☼	07/15/11 12:40	08/25/11 23:33	1
Beryllium	0.86	J D	0.99	0.034	mg/Kg	☼	07/15/11 12:40	08/29/11 15:05	10
Cadmium	1.0	J D	2.0	0.031	mg/Kg	☼	07/15/11 12:40	08/29/11 15:05	10
Calcium	17000	D	2000	390	mg/Kg	☼	07/15/11 12:40	08/29/11 15:05	10
Chromium	57		0.49	0.16	mg/Kg	☼	07/15/11 12:40	08/25/11 23:33	1
Cobalt	7.4	D	0.99	0.044	mg/Kg	☼	07/15/11 12:40	08/29/11 15:05	10
Copper	440		0.39	0.11	mg/Kg	☼	07/15/11 12:40	08/25/11 23:33	1
Iron	25000		49	11	mg/Kg	☼	07/15/11 12:40	08/25/11 23:33	1
Lead	67		0.30	0.069	mg/Kg	☼	07/15/11 12:40	08/25/11 23:33	1
Magnesium	4200		99	8.8	mg/Kg	☼	07/15/11 12:40	08/25/11 23:33	1
Manganese	1200	D	4.9	1.6	mg/Kg	☼	07/15/11 12:40	08/29/11 15:05	10
Nickel	51		0.49	0.085	mg/Kg	☼	07/15/11 12:40	08/25/11 23:33	1
Potassium	980		99	3.7	mg/Kg	☼	07/15/11 12:40	08/25/11 23:33	1
Selenium	1.4		0.49	0.020	mg/Kg	☼	07/15/11 12:40	08/25/11 23:33	1
Silver	0.26	J D	0.99	0.16	mg/Kg	☼	07/15/11 12:40	08/29/11 15:05	10
Sodium	110		99	14	mg/Kg	☼	07/15/11 12:40	08/25/11 23:33	1
Thallium	0.099	J	0.20	0.055	mg/Kg	☼	07/15/11 12:40	08/25/11 23:33	1
Vanadium	19		0.49	0.043	mg/Kg	☼	07/15/11 12:40	08/25/11 23:33	1
Zinc	280	D	39	9.9	mg/Kg	☼	07/15/11 12:40	08/29/11 15:05	10

Method: 7471/DOD - Mercury (CVAA)

Analyte	Result	Qualifier	LOQ	DL	Unit	D	Prepared	Analyzed	Dil Fac
Mercury	0.088		0.076	0.011	mg/Kg	☼	07/15/11 15:30	07/18/11 17:19	1

General Chemistry

Analyte	Result	Qualifier	LOQ	DL	Unit	D	Prepared	Analyzed	Dil Fac
Hexavalent chromium	0.82	U	0.82	0.28	mg/Kg	☼	07/18/11 14:13	07/20/11 16:28	1

Analyte	Result	Qualifier	LOQ	MDL	Unit	D	Prepared	Analyzed	Dil Fac
Nitrocellulose	2.1	J	5.1	0.80	mg/kg	☼	07/20/11 05:35	07/21/11 13:01	1

Client Sample ID: L12SS-300V-0001-SO

Lab Sample ID: 240-1728-21

Date Collected: 07/03/11 11:20
Date Received: 07/06/11 13:15

Matrix: Solid
Percent Solids: 91.1

Method: 8260B/DoD - Volatile Organic Compounds (GC/MS)

Analyte	Result	Qualifier	LOQ	DL	Unit	D	Prepared	Analyzed	Dil Fac
1,1,1-Trichloroethane	9.1	U	230	19	ug/Kg	☼	07/12/11 15:40	07/13/11 13:12	1
1,1,2,2-Tetrachloroethane	23	U	230	8.1	ug/Kg	☼	07/12/11 15:40	07/13/11 13:12	1
1,1,2-Trichloroethane	23	U	230	11	ug/Kg	☼	07/12/11 15:40	07/13/11 13:12	1
1,1-Dichloroethane	23	U	230	15	ug/Kg	☼	07/12/11 15:40	07/13/11 13:12	1
1,1-Dichloroethene	23	U	230	16	ug/Kg	☼	07/12/11 15:40	07/13/11 13:12	1
1,2-Dichloroethane	23	U	230	9.1	ug/Kg	☼	07/12/11 15:40	07/13/11 13:12	1
1,2-Dichloroethene, Total	7.5	U	460	7.5	ug/Kg	☼	07/12/11 15:40	07/13/11 13:12	1
1,2-Dichloropropane	9.1	U	230	7.5	ug/Kg	☼	07/12/11 15:40	07/13/11 13:12	1
2-Butanone	91	U	910	39	ug/Kg	☼	07/12/11 15:40	07/13/11 13:12	1
2-Hexanone	46	U	910	18	ug/Kg	☼	07/12/11 15:40	07/13/11 13:12	1
4-Methyl-2-pentanone	91	U	910	44	ug/Kg	☼	07/12/11 15:40	07/13/11 13:12	1
Acetone	180	U	910	150	ug/Kg	☼	07/12/11 15:40	07/13/11 13:12	1
Benzene	23	U	230	11	ug/Kg	☼	07/12/11 15:40	07/13/11 13:12	1
Bromoform	23	U	230	17	ug/Kg	☼	07/12/11 15:40	07/13/11 13:12	1

Client Sample ID: L12SS-300V-0001-SO

Date Collected: 07/03/11 11:20
Date Received: 07/06/11 13:15

Lab Sample ID: 240-1728-21
Matrix: Solid
Percent Solids: 91.1

Method: 8260B/DoD - Volatile Organic Compounds (GC/MS) (Continued)

Analyte	Result	Qualifier	LOQ	DL	Unit	D	Prepared	Analyzed	Dil Fac
Bromomethane	46	U	230	26	ug/Kg	☼	07/12/11 15:40	07/13/11 13:12	1
Carbon disulfide	**41**	**J**	230	11	ug/Kg	☼	07/12/11 15:40	07/13/11 13:12	1
Carbon tetrachloride	9.1	U	230	5.8	ug/Kg	☼	07/12/11 15:40	07/13/11 13:12	1
Chlorobenzene	9.1	U	230	5.8	ug/Kg	☼	07/12/11 15:40	07/13/11 13:12	1
Chloromethane	23	U	230	13	ug/Kg	☼	07/12/11 15:40	07/13/11 13:12	1
cis-1,2-Dichloroethene	9.1	U	230	6.3	ug/Kg	☼	07/12/11 15:40	07/13/11 13:12	1
cis-1,3-Dichloropropene	9.1	U	230	7.2	ug/Kg	☼	07/12/11 15:40	07/13/11 13:12	1
Dibromochloromethane	23	U	230	11	ug/Kg	☼	07/12/11 15:40	07/13/11 13:12	1
Bromodichloromethane	23	U	230	9.0	ug/Kg	☼	07/12/11 15:40	07/13/11 13:12	1
Ethylbenzene	9.1	U	230	4.9	ug/Kg	☼	07/12/11 15:40	07/13/11 13:12	1
Methylene Chloride	91	U	230	70	ug/Kg	☼	07/12/11 15:40	07/13/11 13:12	1
Styrene	9.1	U	230	5.1	ug/Kg	☼	07/12/11 15:40	07/13/11 13:12	1
Tetrachloroethene	23	U	230	11	ug/Kg	☼	07/12/11 15:40	07/13/11 13:12	1
Toluene	**16**	**J**	230	15	ug/Kg	☼	07/12/11 15:40	07/13/11 13:12	1
trans-1,2-Dichloroethene	23	U	230	8.4	ug/Kg	☼	07/12/11 15:40	07/13/11 13:12	1
trans-1,3-Dichloropropene	23	U	230	18	ug/Kg	☼	07/12/11 15:40	07/13/11 13:12	1
Trichloroethene	23	U	230	8.8	ug/Kg	☼	07/12/11 15:40	07/13/11 13:12	1
Vinyl chloride	23	U	230	16	ug/Kg	☼	07/12/11 15:40	07/13/11 13:12	1
Xylenes (total)	**24**	**J**	460	7.4	ug/Kg	☼	07/12/11 15:40	07/13/11 13:12	1
Chloroform	23	U	230	8.0	ug/Kg	☼	07/12/11 15:40	07/13/11 13:12	1
Bromochloromethane	23	U	230	12	ug/Kg	☼	07/12/11 15:40	07/13/11 13:12	1
1,2-Dibromoethane	23	U	230	9.1	ug/Kg	☼	07/12/11 15:40	07/13/11 13:12	1
Chloroethane	91	U	230	56	ug/Kg	☼	07/12/11 15:40	07/13/11 13:12	1

Surrogate	*% Recovery*	*Qualifier*	*Limits*	*Prepared*	*Analyzed*	*Dil Fac*
Toluene-d8 (Surr)	*83*	*Q*	*85 - 115*	*07/12/11 15:40*	*07/13/11 13:12*	*1*
1,2-Dichloroethane-d4 (Surr)	*88*		*61 - 130*	*07/12/11 15:40*	*07/13/11 13:12*	*1*
4-Bromofluorobenzene (Surr)	*80*	*Q*	*85 - 120*	*07/12/11 15:40*	*07/13/11 13:12*	*1*
Dibromofluoromethane (Surr)	*75*		*59 - 138*	*07/12/11 15:40*	*07/13/11 13:12*	*1*

Client Sample ID: L12SS-301M-0001-SO

Date Collected: 07/03/11 11:15
Date Received: 07/06/11 13:15

Lab Sample ID: 240-1728-22
Matrix: Solid
Percent Solids: 97.5

Method: 8270C/DoD - Semivolatile Organic Compounds (GC/MS)

Analyte	Result	Qualifier	LOQ	DL	Unit	D	Prepared	Analyzed	Dil Fac
Acenaphthene	**750**	**D**	140	68	ug/Kg	☼	07/13/11 11:10	08/01/11 17:37	20
Acenaphthylene	**600**	**D**	140	68	ug/Kg	☼	07/13/11 11:10	08/01/11 17:37	20
Anthracene	**3700**	**D**	140	68	ug/Kg	☼	07/13/11 11:10	08/01/11 17:37	20
Benzo[a]anthracene	**8300**	**D**	140	68	ug/Kg	☼	07/13/11 11:10	08/01/11 17:37	20
Benzoic acid	6800	U	14000	6800	ug/Kg	☼	07/13/11 11:10	08/01/11 17:37	20
Benzo[b]fluoranthene	**8500**	**D M**	140	68	ug/Kg	☼	07/13/11 11:10	08/01/11 17:37	20
Benzo[k]fluoranthene	**4400**	**D M**	140	68	ug/Kg	☼	07/13/11 11:10	08/01/11 17:37	20
Benzyl alcohol	550	U	6800	430	ug/Kg	☼	07/13/11 11:10	08/01/11 17:37	20
Bis(2-chloroethoxy)methane	550	U	2100	450	ug/Kg	☼	07/13/11 11:10	08/01/11 17:37	20
Bis(2-chloroethyl)ether	68	U	2100	41	ug/Kg	☼	07/13/11 11:10	08/01/11 17:37	20
4-Bromophenyl phenyl ether	550	U	1000	270	ug/Kg	☼	07/13/11 11:10	08/01/11 17:37	20
Butyl benzyl phthalate	550	U	1000	210	ug/Kg	☼	07/13/11 11:10	08/01/11 17:37	20
2,4-Dimethylphenol	1600	U	3100	410	ug/Kg	☼	07/13/11 11:10	08/01/11 17:37	20
Dimethyl phthalate	550	U	1000	350	ug/Kg	☼	07/13/11 11:10	08/01/11 17:37	20

Client: Prudent Technologies, Inc
Project/Site: RVAAP

TestAmerica Job ID: 240-1728-1

Client Sample ID: L12SS-301M-0001-SO
Date Collected: 07/03/11 11:15
Date Received: 07/06/11 13:15

Lab Sample ID: 240-1728-22
Matrix: Solid
Percent Solids: 97.5

Method: 8270C/DoD - Semivolatile Organic Compounds (GC/MS) (Continued)

Analyte	Result	Qualifier	LOQ	DL	Unit	D	Prepared	Analyzed	Dil Fac
4,6-Dinitro-2-methylphenol	1600	U	3100	1600	ug/Kg	☼	07/13/11 11:10	08/01/11 17:37	20
2,4-Dinitrophenol	1600	U	6800	1600	ug/Kg	☼	07/13/11 11:10	08/01/11 17:37	20
2,4-Dinitrotoluene	550	U	4100	550	ug/Kg	☼	07/13/11 11:10	08/01/11 17:37	20
2,6-Dinitrotoluene	550	U	4100	430	ug/Kg	☼	07/13/11 11:10	08/01/11 17:37	20
Fluoranthene	**16000**	**D**	140	68	ug/Kg	☼	07/13/11 11:10	08/01/11 17:37	20
Fluorene	**880**	**D**	140	68	ug/Kg	☼	07/13/11 11:10	08/01/11 17:37	20
Hexachlorobenzene	68	U	140	43	ug/Kg	☼	07/13/11 11:10	08/01/11 17:37	20
Hexachlorobutadiene	550	U Q	1000	550	ug/Kg	☼	07/13/11 11:10	08/01/11 17:37	20
Hexachlorocyclopentadiene	550	U	6800	550	ug/Kg	☼	07/13/11 11:10	08/01/11 17:37	20
Hexachloroethane	550	U	1000	180	ug/Kg	☼	07/13/11 11:10	08/01/11 17:37	20
N-Nitrosodiphenylamine	550	U	1000	430	ug/Kg	☼	07/13/11 11:10	08/01/11 17:37	20
N-Nitrosodi-n-propylamine	550	U	1000	550	ug/Kg	☼	07/13/11 11:10	08/01/11 17:37	20
1,4-Dichlorobenzene	550	U	1000	410	ug/Kg	☼	07/13/11 11:10	08/01/11 17:37	20
2-Chloronaphthalene	68	U	1000	68	ug/Kg	☼	07/13/11 11:10	08/01/11 17:37	20
2-Chlorophenol	550	U	1000	550	ug/Kg	☼	07/13/11 11:10	08/01/11 17:37	20
4-Chlorophenyl phenyl ether	550	U	1000	270	ug/Kg	☼	07/13/11 11:10	08/01/11 17:37	20
Chrysene	**8100**	**D**	140	23	ug/Kg	☼	07/13/11 11:10	08/01/11 17:37	20
Dibenz(a,h)anthracene	**960**	**D**	140	68	ug/Kg	☼	07/13/11 11:10	08/01/11 17:37	20
Dibenzofuran	**660**	**J D**	1000	68	ug/Kg	☼	07/13/11 11:10	08/01/11 17:37	20
Benzo[g,h,i]perylene	**3800**	**D**	140	68	ug/Kg	☼	07/13/11 11:10	08/01/11 17:37	20
Benzo[a]pyrene	**6800**	**D**	140	68	ug/Kg	☼	07/13/11 11:10	08/01/11 17:37	20
Di-n-butyl phthalate	550	U	1000	310	ug/Kg	☼	07/13/11 11:10	08/01/11 17:37	20
1,2-Dichlorobenzene	550	U Q	1000	200	ug/Kg	☼	07/13/11 11:10	08/01/11 17:37	20
1,3-Dichlorobenzene	550	U Q	1000	230	ug/Kg	☼	07/13/11 11:10	08/01/11 17:37	20
3,3'-Dichlorobenzidine	1600	U	2100	370	ug/Kg	☼	07/13/11 11:10	08/01/11 17:37	20
2,4-Dichlorophenol	550	U	3100	410	ug/Kg	☼	07/13/11 11:10	08/01/11 17:37	20
Diethyl phthalate	550	U	1000	330	ug/Kg	☼	07/13/11 11:10	08/01/11 17:37	20
Indeno[1,2,3-cd]pyrene	**3700**	**D**	140	68	ug/Kg	☼	07/13/11 11:10	08/01/11 17:37	20
Isophorone	550	U	1000	270	ug/Kg	☼	07/13/11 11:10	08/01/11 17:37	20
2-Methylnaphthalene	**720**	**D**	140	68	ug/Kg	☼	07/13/11 11:10	08/01/11 17:37	20
2-Methylphenol	1600	U	4100	1600	ug/Kg	☼	07/13/11 11:10	08/01/11 17:37	20
Naphthalene	**540**	**D**	140	68	ug/Kg	☼	07/13/11 11:10	08/01/11 17:37	20
2-Nitroaniline	550	U	4100	190	ug/Kg	☼	07/13/11 11:10	08/01/11 17:37	20
3-Nitroaniline	1600	U	4100	330	ug/Kg	☼	07/13/11 11:10	08/01/11 17:37	20
4-Nitroaniline	550	U	4100	530	ug/Kg	☼	07/13/11 11:10	08/01/11 17:37	20
Nitrobenzene	68	U	2100	45	ug/Kg	☼	07/13/11 11:10	08/01/11 17:37	20
2-Nitrophenol	550	U	1000	550	ug/Kg	☼	07/13/11 11:10	08/01/11 17:37	20
4-Nitrophenol	1600	U	6800	1600	ug/Kg	☼	07/13/11 11:10	08/01/11 17:37	20
Pyrene	**13000**	**D**	140	68	ug/Kg	☼	07/13/11 11:10	08/01/11 17:37	20
Pentachlorophenol	1600	U	3100	1600	ug/Kg	☼	07/13/11 11:10	08/01/11 17:37	20
Phenanthrene	**8700**	**D**	140	68	ug/Kg	☼	07/13/11 11:10	08/01/11 17:37	20
1,2,4-Trichlorobenzene	550	U Q	1000	550	ug/Kg	☼	07/13/11 11:10	08/01/11 17:37	20
2,4,5-Trichlorophenol	550	U Q	3100	510	ug/Kg	☼	07/13/11 11:10	08/01/11 17:37	20
2,4,6-Trichlorophenol	1600	U Q	3100	1600	ug/Kg	☼	07/13/11 11:10	08/01/11 17:37	20
Phenol	550	U	1000	550	ug/Kg	☼	07/13/11 11:10	08/01/11 17:37	20
Carbazole	**980**	**J D**	1000	550	ug/Kg	☼	07/13/11 11:10	08/01/11 17:37	20
4-Chloroaniline	550	U	3100	350	ug/Kg	☼	07/13/11 11:10	08/01/11 17:37	20
3 & 4 Methylphenol	1600	U	8200	410	ug/Kg	☼	07/13/11 11:10	08/01/11 17:37	20
Bis(2-ethylhexyl) phthalate	550	U	1000	390	ug/Kg	☼	07/13/11 11:10	08/01/11 17:37	20
Di-n-octyl phthalate	550	U	1000	550	ug/Kg	☼	07/13/11 11:10	08/01/11 17:37	20

Client: Prudent Technologies, Inc
Project/Site: RVAAP

TestAmerica Job ID: 240-1728-1

Client Sample ID: L12SS-301M-0001-SO
Date Collected: 07/03/11 11:15
Date Received: 07/06/11 13:15

Lab Sample ID: 240-1728-22
Matrix: Solid
Percent Solids: 97.5

Method: 8270C/DoD - Semivolatile Organic Compounds (GC/MS) (Continued)

Analyte	Result	Qualifier	LOQ	DL	Unit	D	Prepared	Analyzed	Dil Fac
4-Chloro-3-methylphenol	550	U	3100	430	ug/Kg	☼	07/13/11 11:10	08/01/11 17:37	20
bis (2-Chloroisopropyl) ether	550	U	2100	190	ug/Kg	☼	07/13/11 11:10	08/01/11 17:37	20

Surrogate	*% Recovery*	*Qualifier*	*Limits*	*Prepared*	*Analyzed*	*Dil Fac*
2-Fluorobiphenyl (Surr)	*62*		*45 - 105*	*07/13/11 11:10*	*08/01/11 17:37*	*20*
2-Fluorophenol (Surr)	*75*	*M*	*35 - 105*	*07/13/11 11:10*	*08/01/11 17:37*	*20*
Nitrobenzene-d5 (Surr)	*60*		*35 - 100*	*07/13/11 11:10*	*08/01/11 17:37*	*20*
Terphenyl-d14 (Surr)	*81*		*30 - 125*	*07/13/11 11:10*	*08/01/11 17:37*	*20*
2,4,6-Tribromophenol (Surr)	*60*	*M*	*35 - 125*	*07/13/11 11:10*	*08/01/11 17:37*	*20*
Phenol-d5 (Surr)	*71*		*40 - 100*	*07/13/11 11:10*	*08/01/11 17:37*	*20*

Method: 8081/DOD - Organochlorine Pesticides (GC)

Analyte	Result	Qualifier	LOQ	DL	Unit	D	Prepared	Analyzed	Dil Fac
4,4'-DDD	34	U	100	32	ug/Kg	☼	07/13/11 12:29	07/31/11 01:43	50
4,4'-DDE	34	U	87	20	ug/Kg	☼	07/13/11 12:29	07/31/11 01:43	50
4,4'-DDT	34	U	100	32	ug/Kg	☼	07/13/11 12:29	07/31/11 01:43	50
Aldrin	68	U	210	62	ug/Kg	☼	07/13/11 12:29	07/31/11 01:43	50
alpha-BHC	68	U Q	130	37	ug/Kg	☼	07/13/11 12:29	07/31/11 01:43	50
alpha-Chlordane	68	U	150	48	ug/Kg	☼	07/13/11 12:29	07/31/11 01:43	50
beta-BHC	68	U Q	180	56	ug/Kg	☼	07/13/11 12:29	07/31/11 01:43	50
delta-BHC	68	U	210	62	ug/Kg	☼	07/13/11 12:29	07/31/11 01:43	50
Dieldrin	34	U	87	24	ug/Kg	☼	07/13/11 12:29	07/31/11 01:43	50
Endosulfan I	34	U M	87	27	ug/Kg	☼	07/13/11 12:29	07/31/11 01:43	50
Endosulfan II	68	U	130	42	ug/Kg	☼	07/13/11 12:29	07/31/11 01:43	50
Endosulfan sulfate	68	U	150	45	ug/Kg	☼	07/13/11 12:29	07/31/11 01:43	50
Endrin	34	U	87	26	ug/Kg	☼	07/13/11 12:29	07/31/11 01:43	50
Endrin aldehyde	68	U	150	51	ug/Kg	☼	07/13/11 12:29	07/31/11 01:43	50
Endrin ketone	**130**	**D**	100	32	ug/Kg	☼	07/13/11 12:29	07/31/11 01:43	50
gamma-BHC (Lindane)	68	U Q	130	38	ug/Kg	☼	07/13/11 12:29	07/31/11 01:43	50
gamma-Chlordane	**71**	**J D Q**	87	22	ug/Kg	☼	07/13/11 12:29	07/31/11 01:43	50
Heptachlor	68	U	180	56	ug/Kg	☼	07/13/11 12:29	07/31/11 01:43	50
Heptachlor epoxide	68	U	130	41	ug/Kg	☼	07/13/11 12:29	07/31/11 01:43	50
Methoxychlor	170	U	260	77	ug/Kg	☼	07/13/11 12:29	07/31/11 01:43	50
Toxaphene	1000	U M	3400	980	ug/Kg	☼	07/13/11 12:29	07/31/11 01:43	50

Surrogate	*% Recovery*	*Qualifier*	*Limits*	*Prepared*	*Analyzed*	*Dil Fac*
DCB Decachlorobiphenyl	*0*	*Q*	*55 - 130*	*07/13/11 12:29*	*07/31/11 01:43*	*50*
DCB Decachlorobiphenyl	*0*	*Q*	*55 - 130*	*07/13/11 12:29*	*07/31/11 01:43*	*50*
Tetrachloro-m-xylene	*3050*	*Q*	*70 - 125*	*07/13/11 12:29*	*07/31/11 01:43*	*50*
Tetrachloro-m-xylene	*135*	*Q*	*70 - 125*	*07/13/11 12:29*	*07/31/11 01:43*	*50*

Method: 8082/DOD - Polychlorinated Biphenyls (PCBs) by Gas Chromatography

Analyte	Result	Qualifier	LOQ	DL	Unit	D	Prepared	Analyzed	Dil Fac
Aroclor 1016	130	U	330	110	ug/Kg	☼	07/13/11 13:31	07/20/11 21:29	5
Aroclor 1221	130	U	260	82	ug/Kg	☼	07/13/11 13:31	07/20/11 21:29	5
Aroclor 1232	130	U	230	72	ug/Kg	☼	07/13/11 13:31	07/20/11 21:29	5
Aroclor 1242	130	U	210	67	ug/Kg	☼	07/13/11 13:31	07/20/11 21:29	5
Aroclor 1248	130	U	280	87	ug/Kg	☼	07/13/11 13:31	07/20/11 21:29	5
Aroclor 1254	130	U	280	87	ug/Kg	☼	07/13/11 13:31	07/20/11 21:29	5
Aroclor 1260	**930**	**D**	280	87	ug/Kg	☼	07/13/11 13:31	07/20/11 21:29	5

Client Sample ID: L12SS-301M-0001-SO
Date Collected: 07/03/11 11:15
Date Received: 07/06/11 13:15

Lab Sample ID: 240-1728-22
Matrix: Solid
Percent Solids: 97.5

Surrogate	% Recovery	Qualifier	Limits	Prepared	Analyzed	Dil Fac
Tetrachloro-m-xylene	92		40 - 140	07/13/11 13:31	07/20/11 21:29	5
Tetrachloro-m-xylene	86		40 - 140	07/13/11 13:31	07/20/11 21:29	5
DCB Decachlorobiphenyl	460	Q	60 - 125	07/13/11 13:31	07/20/11 21:29	5
DCB Decachlorobiphenyl	257	Q	60 - 125	07/13/11 13:31	07/20/11 21:29	5

Method: 8330 (Modified) - Organic Compounds by UV/HPLC

Analyte	Result	Qualifier	LOQ	MDL	Unit	D	Prepared	Analyzed	Dil Fac
Nitroguanidine	0.040 U		0.25	0.020	mg/kg		07/15/11 12:00	07/27/11 18:35	0.99

Method: 8330/8330A - Nitroaromatics & Nitramines: Explosives (8330/A)

Analyte	Result	Qualifier	LOQ	MDL	Unit	D	Prepared	Analyzed	Dil Fac
1,3,5-Trinitrobenzene	0.10 U		0.25	0.020	mg/kg		07/15/11 12:00	07/29/11 07:28	1
1,3-Dinitrobenzene	0.10 U		0.25	0.050	mg/kg		07/15/11 12:00	07/29/11 07:28	1
2,4,6-Trinitrotoluene	0.10 U		0.25	0.020	mg/kg		07/15/11 12:00	07/29/11 07:28	1
2,4-Dinitrotoluene	0.10 U		0.25	0.020	mg/kg		07/15/11 12:00	07/29/11 07:28	1
2,6-Dinitrotoluene	0.10 U		0.25	0.030	mg/kg		07/15/11 12:00	07/29/11 07:28	1
2-Amino-4,6-dinitrotoluene	0.10 U		0.25	0.10	mg/kg		07/15/11 12:00	07/29/11 07:28	1
2-Nitrotoluene	0.10 U		0.25	0.080	mg/kg		07/15/11 12:00	07/29/11 07:28	1
3-Nitrotoluene	0.10 U		0.25	0.070	mg/kg		07/15/11 12:00	07/29/11 07:28	1
4-Amino-2,6-dinitrotoluene	0.10 U		0.25	0.020	mg/kg		07/15/11 12:00	07/29/11 07:28	1
4-Nitrotoluene	0.10 U		0.25	0.080	mg/kg		07/15/11 12:00	07/29/11 07:28	1
HMX	0.10 U		0.25	0.030	mg/kg		07/15/11 12:00	07/29/11 07:28	1
Nitrobenzene	**0.20**	**J PG**	0.25	0.050	mg/kg		07/15/11 12:00	07/29/11 07:28	1
Nitroglycerin	0.25 U		0.50	0.13	mg/kg		07/15/11 12:00	07/29/11 07:28	1
PETN	0.25 U		0.50	0.16	mg/kg		07/15/11 12:00	07/29/11 07:28	1
RDX	0.10 U		0.25	0.040	mg/kg		07/15/11 12:00	07/29/11 07:28	1
Tetryl	**0.25**	**PG**	0.25	0.050	mg/kg		07/15/11 12:00	07/29/11 07:28	1

Surrogate	% Recovery	Qualifier	Limits	Prepared	Analyzed	Dil Fac
3,4-Dinitrotoluene	90		78 - 108	07/15/11 12:00	07/29/11 07:28	1

Method: 6020/DOD - Metals (ICP/MS)

Analyte	Result	Qualifier	LOQ	DL	Unit	D	Prepared	Analyzed	Dil Fac
Aluminum	**24000**	**D**	87	22	mg/Kg	☼	07/15/11 12:40	08/29/11 14:55	10
Antimony	**1.4**	**J D**	1.7	0.54	mg/Kg	☼	07/15/11 12:40	08/29/11 14:55	10
Arsenic	**12**		0.43	0.045	mg/Kg	☼	07/15/11 12:40	08/25/11 23:29	1
Barium	**84**	**D**	4.3	1.1	mg/Kg	☼	07/15/11 12:40	08/29/11 14:55	10
Beryllium	**0.94**	**D**	0.87	0.030	mg/Kg	☼	07/15/11 12:40	08/29/11 14:55	10
Cadmium	**1.4**	**J D**	1.7	0.027	mg/Kg	☼	07/15/11 12:40	08/29/11 14:55	10
Calcium	**19000**	**D**	1700	350	mg/Kg	☼	07/15/11 12:40	08/29/11 14:55	10
Chromium	**58**		0.43	0.14	mg/Kg	☼	07/15/11 12:40	08/25/11 23:29	1
Cobalt	**6.7**	**D**	0.87	0.039	mg/Kg	☼	07/15/11 12:40	08/29/11 14:55	10
Copper	**650**	**D**	3.5	0.96	mg/Kg	☼	07/15/11 12:40	08/29/11 14:55	10
Iron	**25000**		43	9.5	mg/Kg	☼	07/15/11 12:40	08/25/11 23:29	1
Lead	**110**	**D**	2.6	0.61	mg/Kg	☼	07/15/11 12:40	08/29/11 14:55	10
Magnesium	**4300**		87	7.7	mg/Kg	☼	07/15/11 12:40	08/25/11 23:29	1
Manganese	**820**	**D**	4.3	1.4	mg/Kg	☼	07/15/11 12:40	08/29/11 14:55	10
Nickel	**54**		0.43	0.075	mg/Kg	☼	07/15/11 12:40	08/25/11 23:29	1
Potassium	**980**		87	3.3	mg/Kg	☼	07/15/11 12:40	08/25/11 23:29	1
Selenium	**1.2**		0.43	0.018	mg/Kg	☼	07/15/11 12:40	08/25/11 23:29	1
Silver	**0.32**	**J D**	0.87	0.14	mg/Kg	☼	07/15/11 12:40	08/29/11 14:55	10
Sodium	**130**		87	12	mg/Kg	☼	07/15/11 12:40	08/25/11 23:29	1

Client Sample ID: L12SS-301M-0001-SO

Lab Sample ID: 240-1728-22

Date Collected: 07/03/11 11:15
Date Received: 07/06/11 13:15

Matrix: Solid
Percent Solids: 97.5

Method: 6020/DOD - Metals (ICP/MS) (Continued)

Analyte	Result	Qualifier	LOQ	DL	Unit	D	Prepared	Analyzed	Dil Fac
Thallium	1.3	U	1.7	0.49	mg/Kg	☼	07/15/11 12:40	08/29/11 14:55	10
Vanadium	**21**		0.43	0.038	mg/Kg	☼	07/15/11 12:40	08/25/11 23:29	1
Zinc	**340**	**D**	35	8.7	mg/Kg	☼	07/15/11 12:40	08/29/11 14:55	10

Method: 7471/DOD - Mercury (CVAA)

Analyte	Result	Qualifier	LOQ	DL	Unit	D	Prepared	Analyzed	Dil Fac
Mercury	**0.11**		0.089	0.012	mg/Kg	☼	07/15/11 15:30	07/18/11 17:14	1

General Chemistry

Analyte	Result	Qualifier	LOQ	DL	Unit	D	Prepared	Analyzed	Dil Fac
Hexavalent chromium	**0.29**	**J**	0.82	0.28	mg/Kg	☼	07/18/11 14:13	07/20/11 16:29	1

Analyte	Result	Qualifier	LOQ	MDL	Unit	D	Prepared	Analyzed	Dil Fac
Nitrocellulose	**2.6**	**J**	5.1	0.80	mg/kg	☼	07/20/11 05:35	07/21/11 13:03	1

Client Sample ID: L12SS-301V-0001-SO

Lab Sample ID: 240-1728-23

Date Collected: 07/03/11 11:20
Date Received: 07/06/11 13:15

Matrix: Solid
Percent Solids: 95.1

Method: 8260B/DoD - Volatile Organic Compounds (GC/MS)

Analyte	Result	Qualifier	LOQ	DL	Unit	D	Prepared	Analyzed	Dil Fac
1,1,1-Trichloroethane	7.0	U	180	15	ug/Kg	☼	07/12/11 15:40	07/13/11 13:34	1
1,1,2,2-Tetrachloroethane	18	U	180	6.2	ug/Kg	☼	07/12/11 15:40	07/13/11 13:34	1
1,1,2-Trichloroethane	18	U	180	8.4	ug/Kg	☼	07/12/11 15:40	07/13/11 13:34	1
1,1-Dichloroethane	18	U	180	12	ug/Kg	☼	07/12/11 15:40	07/13/11 13:34	1
1,1-Dichloroethene	18	U	180	13	ug/Kg	☼	07/12/11 15:40	07/13/11 13:34	1
1,2-Dichloroethane	18	U	180	7.0	ug/Kg	☼	07/12/11 15:40	07/13/11 13:34	1
1,2-Dichloroethene, Total	5.8	U	350	5.8	ug/Kg	☼	07/12/11 15:40	07/13/11 13:34	1
1,2-Dichloropropane	7.0	U	180	5.8	ug/Kg	☼	07/12/11 15:40	07/13/11 13:34	1
2-Butanone	70	U	700	30	ug/Kg	☼	07/12/11 15:40	07/13/11 13:34	1
2-Hexanone	35	U	700	14	ug/Kg	☼	07/12/11 15:40	07/13/11 13:34	1
4-Methyl-2-pentanone	70	U	700	34	ug/Kg	☼	07/12/11 15:40	07/13/11 13:34	1
Acetone	140	U	700	120	ug/Kg	☼	07/12/11 15:40	07/13/11 13:34	1
Benzene	18	U	180	8.4	ug/Kg	☼	07/12/11 15:40	07/13/11 13:34	1
Bromoform	18	U	180	13	ug/Kg	☼	07/12/11 15:40	07/13/11 13:34	1
Bromomethane	35	U	180	20	ug/Kg	☼	07/12/11 15:40	07/13/11 13:34	1
Carbon disulfide	**34**	**J**	180	8.4	ug/Kg	☼	07/12/11 15:40	07/13/11 13:34	1
Carbon tetrachloride	7.0	U	180	4.5	ug/Kg	☼	07/12/11 15:40	07/13/11 13:34	1
Chlorobenzene	7.0	U	180	4.5	ug/Kg	☼	07/12/11 15:40	07/13/11 13:34	1
Chloromethane	18	U	180	9.8	ug/Kg	☼	07/12/11 15:40	07/13/11 13:34	1
cis-1,2-Dichloroethene	7.0	U	180	4.8	ug/Kg	☼	07/12/11 15:40	07/13/11 13:34	1
cis-1,3-Dichloropropene	7.0	U	180	5.5	ug/Kg	☼	07/12/11 15:40	07/13/11 13:34	1
Dibromochloromethane	18	U	180	8.4	ug/Kg	☼	07/12/11 15:40	07/13/11 13:34	1
Bromodichloromethane	18	U	180	7.0	ug/Kg	☼	07/12/11 15:40	07/13/11 13:34	1
Ethylbenzene	**12**	**J**	180	3.8	ug/Kg	☼	07/12/11 15:40	07/13/11 13:34	1
Methylene Chloride	**73**	**J**	180	54	ug/Kg	☼	07/12/11 15:40	07/13/11 13:34	1
Styrene	7.0	U	180	3.9	ug/Kg	☼	07/12/11 15:40	07/13/11 13:34	1
Tetrachloroethene	18	U	180	8.4	ug/Kg	☼	07/12/11 15:40	07/13/11 13:34	1
Toluene	**50**	**J**	180	12	ug/Kg	☼	07/12/11 15:40	07/13/11 13:34	1
trans-1,2-Dichloroethene	18	U	180	6.5	ug/Kg	☼	07/12/11 15:40	07/13/11 13:34	1
trans-1,3-Dichloropropene	18	U	180	14	ug/Kg	☼	07/12/11 15:40	07/13/11 13:34	1

Client Sample ID: L12SS-301V-0001-SO

Lab Sample ID: 240-1728-23

Date Collected: 07/03/11 11:20
Date Received: 07/06/11 13:15

Matrix: Solid
Percent Solids: 95.1

Method: 8260B/DoD - Volatile Organic Compounds (GC/MS) (Continued)

Analyte	Result	Qualifier	LOQ	DL	Unit	D	Prepared	Analyzed	Dil Fac
Trichloroethene	18	U	180	6.8	ug/Kg	☼	07/12/11 15:40	07/13/11 13:34	1
Vinyl chloride	18	U	180	13	ug/Kg	☼	07/12/11 15:40	07/13/11 13:34	1
Xylenes (total)	**64**	**J**	350	5.7	ug/Kg	☼	07/12/11 15:40	07/13/11 13:34	1
Chloroform	18	U	180	6.2	ug/Kg	☼	07/12/11 15:40	07/13/11 13:34	1
Bromochloromethane	18	U	180	9.1	ug/Kg	☼	07/12/11 15:40	07/13/11 13:34	1
1,2-Dibromoethane	18	U	180	7.0	ug/Kg	☼	07/12/11 15:40	07/13/11 13:34	1
Chloroethane	70	U	180	43	ug/Kg	☼	07/12/11 15:40	07/13/11 13:34	1

Surrogate	*% Recovery*	*Qualifier*	*Limits*	*Prepared*	*Analyzed*	*Dil Fac*
Toluene-d8 (Surr)	*78*	*Q*	*85 - 115*	*07/12/11 15:40*	*07/13/11 13:34*	*1*
1,2-Dichloroethane-d4 (Surr)	*80*		*61 - 130*	*07/12/11 15:40*	*07/13/11 13:34*	*1*
4-Bromofluorobenzene (Surr)	*78*	*Q*	*85 - 120*	*07/12/11 15:40*	*07/13/11 13:34*	*1*
Dibromofluoromethane (Surr)	*70*		*59 - 138*	*07/12/11 15:40*	*07/13/11 13:34*	*1*

Client Sample ID: LL1SB-644M-0101-SO

Lab Sample ID: 240-1728-24

Date Collected: 07/05/11 11:00
Date Received: 07/06/11 13:15

Matrix: Solid
Percent Solids: 99.3

Method: 8270C/DoD - Semivolatile Organic Compounds (GC/MS)

Analyte	Result	Qualifier	LOQ	DL	Unit	D	Prepared	Analyzed	Dil Fac
Acenaphthene	3.3	U	6.7	3.3	ug/Kg	☼	07/13/11 11:10	08/01/11 16:03	1
Acenaphthylene	3.3	U	6.7	3.3	ug/Kg	☼	07/13/11 11:10	08/01/11 16:03	1
Anthracene	3.3	U	6.7	3.3	ug/Kg	☼	07/13/11 11:10	08/01/11 16:03	1
Benzo[a]anthracene	**21**		6.7	3.3	ug/Kg	☼	07/13/11 11:10	08/01/11 16:03	1
Benzoic acid	330	U	660	330	ug/Kg	☼	07/13/11 11:10	08/01/11 16:03	1
Benzo[b]fluoranthene	**28**	**M**	6.7	3.3	ug/Kg	☼	07/13/11 11:10	08/01/11 16:03	1
Benzo[k]fluoranthene	**15**	**M**	6.7	3.3	ug/Kg	☼	07/13/11 11:10	08/01/11 16:03	1
Benzyl alcohol	27	U	330	21	ug/Kg	☼	07/13/11 11:10	08/01/11 16:03	1
Bis(2-chloroethoxy)methane	27	U	100	22	ug/Kg	☼	07/13/11 11:10	08/01/11 16:03	1
Bis(2-chloroethyl)ether	3.3	U	100	2.0	ug/Kg	☼	07/13/11 11:10	08/01/11 16:03	1
4-Bromophenyl phenyl ether	27	U	50	13	ug/Kg	☼	07/13/11 11:10	08/01/11 16:03	1
Butyl benzyl phthalate	27	U	50	10	ug/Kg	☼	07/13/11 11:10	08/01/11 16:03	1
2,4-Dimethylphenol	80	U	150	20	ug/Kg	☼	07/13/11 11:10	08/01/11 16:03	1
Dimethyl phthalate	27	U	50	17	ug/Kg	☼	07/13/11 11:10	08/01/11 16:03	1
4,6-Dinitro-2-methylphenol	80	U	150	80	ug/Kg	☼	07/13/11 11:10	08/01/11 16:03	1
2,4-Dinitrophenol	80	U	330	80	ug/Kg	☼	07/13/11 11:10	08/01/11 16:03	1
2,4-Dinitrotoluene	27	U	200	27	ug/Kg	☼	07/13/11 11:10	08/01/11 16:03	1
2,6-Dinitrotoluene	27	U	200	21	ug/Kg	☼	07/13/11 11:10	08/01/11 16:03	1
Fluoranthene	**41**		6.7	3.3	ug/Kg	☼	07/13/11 11:10	08/01/11 16:03	1
Fluorene	3.3	U	6.7	3.3	ug/Kg	☼	07/13/11 11:10	08/01/11 16:03	1
Hexachlorobenzene	3.3	U	6.7	2.1	ug/Kg	☼	07/13/11 11:10	08/01/11 16:03	1
Hexachlorobutadiene	27	U Q	50	27	ug/Kg	☼	07/13/11 11:10	08/01/11 16:03	1
Hexachlorocyclopentadiene	27	U	330	27	ug/Kg	☼	07/13/11 11:10	08/01/11 16:03	1
Hexachloroethane	27	U	50	9.0	ug/Kg	☼	07/13/11 11:10	08/01/11 16:03	1
N-Nitrosodiphenylamine	27	U	50	21	ug/Kg	☼	07/13/11 11:10	08/01/11 16:03	1
N-Nitrosodi-n-propylamine	27	U	50	27	ug/Kg	☼	07/13/11 11:10	08/01/11 16:03	1
1,4-Dichlorobenzene	27	U	50	20	ug/Kg	☼	07/13/11 11:10	08/01/11 16:03	1
2-Chloronaphthalene	3.3	U	50	3.3	ug/Kg	☼	07/13/11 11:10	08/01/11 16:03	1
2-Chlorophenol	27	U	50	27	ug/Kg	☼	07/13/11 11:10	08/01/11 16:03	1
4-Chlorophenyl phenyl ether	27	U	50	13	ug/Kg	☼	07/13/11 11:10	08/01/11 16:03	1

Client: Prudent Technologies, Inc
Project/Site: RVAAP

TestAmerica Job ID: 240-1728-1

Client Sample ID: LL1SB-644M-0101-SO
Date Collected: 07/05/11 11:00
Date Received: 07/06/11 13:15

Lab Sample ID: 240-1728-24
Matrix: Solid
Percent Solids: 99.3

Method: 8270C/DoD - Semivolatile Organic Compounds (GC/MS) (Continued)

Analyte	Result	Qualifier	LOQ	DL	Unit	D	Prepared	Analyzed	Dil Fac
Chrysene	**21**		6.7	1.1	ug/Kg	☼	07/13/11 11:10	08/01/11 16:03	1
Dibenz(a,h)anthracene	3.3	U	6.7	3.3	ug/Kg	☼	07/13/11 11:10	08/01/11 16:03	1
Dibenzofuran	3.3	U	50	3.3	ug/Kg	☼	07/13/11 11:10	08/01/11 16:03	1
Benzo[g,h,i]perylene	**19**	**M**	6.7	3.3	ug/Kg	☼	07/13/11 11:10	08/01/11 16:03	1
Benzo[a]pyrene	**19**		6.7	3.3	ug/Kg	☼	07/13/11 11:10	08/01/11 16:03	1
Di-n-butyl phthalate	**37**	**J**	50	15	ug/Kg	☼	07/13/11 11:10	08/01/11 16:03	1
1,2-Dichlorobenzene	27	U Q	50	9.7	ug/Kg	☼	07/13/11 11:10	08/01/11 16:03	1
1,3-Dichlorobenzene	27	U Q	50	11	ug/Kg	☼	07/13/11 11:10	08/01/11 16:03	1
3,3'-Dichlorobenzidine	80	U	100	18	ug/Kg	☼	07/13/11 11:10	08/01/11 16:03	1
2,4-Dichlorophenol	27	U	150	20	ug/Kg	☼	07/13/11 11:10	08/01/11 16:03	1
Diethyl phthalate	27	U	50	16	ug/Kg	☼	07/13/11 11:10	08/01/11 16:03	1
Indeno[1,2,3-cd]pyrene	**14**		6.7	3.3	ug/Kg	☼	07/13/11 11:10	08/01/11 16:03	1
Isophorone	27	U	50	13	ug/Kg	☼	07/13/11 11:10	08/01/11 16:03	1
2-Methylnaphthalene	**9.3**		6.7	3.3	ug/Kg	☼	07/13/11 11:10	08/01/11 16:03	1
2-Methylphenol	80	U	200	80	ug/Kg	☼	07/13/11 11:10	08/01/11 16:03	1
Naphthalene	3.3	U	6.7	3.3	ug/Kg	☼	07/13/11 11:10	08/01/11 16:03	1
2-Nitroaniline	27	U	200	9.1	ug/Kg	☼	07/13/11 11:10	08/01/11 16:03	1
3-Nitroaniline	80	U	200	16	ug/Kg	☼	07/13/11 11:10	08/01/11 16:03	1
4-Nitroaniline	27	U	200	26	ug/Kg	☼	07/13/11 11:10	08/01/11 16:03	1
Nitrobenzene	3.3	U	100	2.2	ug/Kg	☼	07/13/11 11:10	08/01/11 16:03	1
2-Nitrophenol	27	U	50	27	ug/Kg	☼	07/13/11 11:10	08/01/11 16:03	1
4-Nitrophenol	80	U	330	80	ug/Kg	☼	07/13/11 11:10	08/01/11 16:03	1
Pyrene	**34**		6.7	3.3	ug/Kg	☼	07/13/11 11:10	08/01/11 16:03	1
Pentachlorophenol	80	U	150	80	ug/Kg	☼	07/13/11 11:10	08/01/11 16:03	1
Phenanthrene	**25**		6.7	3.3	ug/Kg	☼	07/13/11 11:10	08/01/11 16:03	1
1,2,4-Trichlorobenzene	27	U Q	50	27	ug/Kg	☼	07/13/11 11:10	08/01/11 16:03	1
2,4,5-Trichlorophenol	27	U Q	150	25	ug/Kg	☼	07/13/11 11:10	08/01/11 16:03	1
2,4,6-Trichlorophenol	80	U Q	150	80	ug/Kg	☼	07/13/11 11:10	08/01/11 16:03	1
Phenol	27	U	50	27	ug/Kg	☼	07/13/11 11:10	08/01/11 16:03	1
Carbazole	27	U	50	27	ug/Kg	☼	07/13/11 11:10	08/01/11 16:03	1
4-Chloroaniline	27	U	150	17	ug/Kg	☼	07/13/11 11:10	08/01/11 16:03	1
3 & 4 Methylphenol	80	U	400	20	ug/Kg	☼	07/13/11 11:10	08/01/11 16:03	1
Bis(2-ethylhexyl) phthalate	**270**		50	19	ug/Kg	☼	07/13/11 11:10	08/01/11 16:03	1
Di-n-octyl phthalate	27	U	50	27	ug/Kg	☼	07/13/11 11:10	08/01/11 16:03	1
4-Chloro-3-methylphenol	27	U	150	21	ug/Kg	☼	07/13/11 11:10	08/01/11 16:03	1
bis (2-Chloroisopropyl) ether	27	U	100	9.5	ug/Kg	☼	07/13/11 11:10	08/01/11 16:03	1

Surrogate	*% Recovery*	*Qualifier*	*Limits*	*Prepared*	*Analyzed*	*Dil Fac*
2-Fluorobiphenyl (Surr)	*60*		*45 - 105*	*07/13/11 11:10*	*08/01/11 16:03*	*1*
2-Fluorophenol (Surr)	*73*		*35 - 105*	*07/13/11 11:10*	*08/01/11 16:03*	*1*
Nitrobenzene-d5 (Surr)	*60*		*35 - 100*	*07/13/11 11:10*	*08/01/11 16:03*	*1*
Terphenyl-d14 (Surr)	*70*		*30 - 125*	*07/13/11 11:10*	*08/01/11 16:03*	*1*
2,4,6-Tribromophenol (Surr)	*42*		*35 - 125*	*07/13/11 11:10*	*08/01/11 16:03*	*1*
Phenol-d5 (Surr)	*73*		*40 - 100*	*07/13/11 11:10*	*08/01/11 16:03*	*1*

Method: 8081/DOD - Organochlorine Pesticides (GC)

Analyte	Result	Qualifier	LOQ	DL	Unit	D	Prepared	Analyzed	Dil Fac
4,4'-DDD	3.4	U	10	3.1	ug/Kg	☼	07/13/11 12:29	07/31/11 02:12	5
4,4'-DDE	**87**	**D**	8.5	2.0	ug/Kg	☼	07/13/11 12:29	07/31/11 02:12	5
4,4'-DDT	3.4	U	10	3.2	ug/Kg	☼	07/13/11 12:29	07/31/11 02:12	5
Aldrin	6.7	U	20	6.0	ug/Kg	☼	07/13/11 12:29	07/31/11 02:12	5

Client Sample ID: LL1SB-644M-0101-SO
Date Collected: 07/05/11 11:00
Date Received: 07/06/11 13:15

Lab Sample ID: 240-1728-24
Matrix: Solid
Percent Solids: 99.3

Method: 8081/DOD - Organochlorine Pesticides (GC) (Continued)

Analyte	Result	Qualifier	LOQ	DL	Unit	D	Prepared	Analyzed	Dil Fac
alpha-BHC	6.7	U Q	13	3.7	ug/Kg	☼	07/13/11 12:29	07/31/11 02:12	5
alpha-Chlordane	6.7	U	15	4.7	ug/Kg	☼	07/13/11 12:29	07/31/11 02:12	5
beta-BHC	6.7	U Q	18	5.5	ug/Kg	☼	07/13/11 12:29	07/31/11 02:12	5
delta-BHC	6.7	U	20	6.0	ug/Kg	☼	07/13/11 12:29	07/31/11 02:12	5
Dieldrin	3.4	U	8.5	2.4	ug/Kg	☼	07/13/11 12:29	07/31/11 02:12	5
Endosulfan I	3.4	U	8.5	2.6	ug/Kg	☼	07/13/11 12:29	07/31/11 02:12	5
Endosulfan II	6.7	U	13	4.1	ug/Kg	☼	07/13/11 12:29	07/31/11 02:12	5
Endosulfan sulfate	6.7	U	15	4.4	ug/Kg	☼	07/13/11 12:29	07/31/11 02:12	5
Endrin	3.4	U	8.5	2.5	ug/Kg	☼	07/13/11 12:29	07/31/11 02:12	5
Endrin aldehyde	**19**	**D**	15	5.0	ug/Kg	☼	07/13/11 12:29	07/31/11 02:12	5
Endrin ketone	3.4	U	10	3.2	ug/Kg	☼	07/13/11 12:29	07/31/11 02:12	5
gamma-BHC (Lindane)	6.7	U Q	13	3.7	ug/Kg	☼	07/13/11 12:29	07/31/11 02:12	5
gamma-Chlordane	**3.4**	**J D**	8.5	2.1	ug/Kg	☼	07/13/11 12:29	07/31/11 02:12	5
Heptachlor	6.7	U	18	5.5	ug/Kg	☼	07/13/11 12:29	07/31/11 02:12	5
Heptachlor epoxide	6.7	U	13	4.0	ug/Kg	☼	07/13/11 12:29	07/31/11 02:12	5
Methoxychlor	17	U M	25	7.5	ug/Kg	☼	07/13/11 12:29	07/31/11 02:12	5
Toxaphene	100	U M	340	96	ug/Kg	☼	07/13/11 12:29	07/31/11 02:12	5

Surrogate	*% Recovery*	*Qualifier*	*Limits*	*Prepared*	*Analyzed*	*Dil Fac*
DCB Decachlorobiphenyl	*112*		*55 - 130*	*07/13/11 12:29*	*07/31/11 02:12*	*5*
DCB Decachlorobiphenyl	*100*		*55 - 130*	*07/13/11 12:29*	*07/31/11 02:12*	*5*
Tetrachloro-m-xylene	*395*	*Q*	*70 - 125*	*07/13/11 12:29*	*07/31/11 02:12*	*5*
Tetrachloro-m-xylene	*123*		*70 - 125*	*07/13/11 12:29*	*07/31/11 02:12*	*5*

Method: 8082/DOD - Polychlorinated Biphenyls (PCBs) by Gas Chromatography

Analyte	Result	Qualifier	LOQ	DL	Unit	D	Prepared	Analyzed	Dil Fac
Aroclor 1016	120	U	330	110	ug/Kg	☼	07/13/11 13:31	07/20/11 21:44	5
Aroclor 1221	120	U	250	80	ug/Kg	☼	07/13/11 13:31	07/20/11 21:44	5
Aroclor 1232	120	U	230	70	ug/Kg	☼	07/13/11 13:31	07/20/11 21:44	5
Aroclor 1242	120	U	200	65	ug/Kg	☼	07/13/11 13:31	07/20/11 21:44	5
Aroclor 1248	120	U	280	85	ug/Kg	☼	07/13/11 13:31	07/20/11 21:44	5
Aroclor 1254	**790**	**D**	280	85	ug/Kg	☼	07/13/11 13:31	07/20/11 21:44	5
Aroclor 1260	120	U	280	85	ug/Kg	☼	07/13/11 13:31	07/20/11 21:44	5

Surrogate	*% Recovery*	*Qualifier*	*Limits*	*Prepared*	*Analyzed*	*Dil Fac*
Tetrachloro-m-xylene	*86*		*40 - 140*	*07/13/11 13:31*	*07/20/11 21:44*	*5*
Tetrachloro-m-xylene	*95*		*40 - 140*	*07/13/11 13:31*	*07/20/11 21:44*	*5*
DCB Decachlorobiphenyl	*95*		*60 - 125*	*07/13/11 13:31*	*07/20/11 21:44*	*5*
DCB Decachlorobiphenyl	*144*	*Q*	*60 - 125*	*07/13/11 13:31*	*07/20/11 21:44*	*5*

Method: 8330 (Modified) - Organic Compounds by UV/HPLC

Analyte	Result	Qualifier	LOQ	MDL	Unit	D	Prepared	Analyzed	Dil Fac
Nitroguanidine	0.039 U		0.24	0.020	mg/kg		07/15/11 12:00	07/27/11 18:50	0.98

Method: 8330/8330A - Nitroaromatics & Nitramines: Explosives (8330/A)

Analyte	Result	Qualifier	LOQ	MDL	Unit	D	Prepared	Analyzed	Dil Fac
1,3,5-Trinitrobenzene	**0.088**	**J**	0.24	0.019	mg/kg		07/15/11 12:00	07/28/11 04:45	0.97
1,3-Dinitrobenzene	0.097 U		0.24	0.048	mg/kg		07/15/11 12:00	07/28/11 04:45	0.97
2,4,6-Trinitrotoluene	**5.1**		0.24	0.019	mg/kg		07/15/11 12:00	07/28/11 04:45	0.97
2,4-Dinitrotoluene	0.097 U		0.24	0.019	mg/kg		07/15/11 12:00	07/28/11 04:45	0.97
2,6-Dinitrotoluene	0.097 U		0.24	0.029	mg/kg		07/15/11 12:00	07/28/11 04:45	0.97

Client Sample ID: LL1SB-644M-0101-SO

Date Collected: 07/05/11 11:00
Date Received: 07/06/11 13:15

Lab Sample ID: 240-1728-24

Matrix: Solid

Method: 8330/8330A - Nitroaromatics & Nitramines: Explosives (8330/A) (Continued)

Analyte	Result	Qualifier	LOQ	MDL	Unit	D	Prepared	Analyzed	Dil Fac
2-Amino-4,6-dinitrotoluene	0.097 U		0.24	0.097	mg/kg		07/15/11 12:00	07/28/11 04:45	0.97
2-Nitrotoluene	0.097 U		0.24	0.078	mg/kg		07/15/11 12:00	07/28/11 04:45	0.97
3-Nitrotoluene	0.097 U		0.24	0.068	mg/kg		07/15/11 12:00	07/28/11 04:45	0.97
4-Amino-2,6-dinitrotoluene	**0.22**	**J**	0.24	0.019	mg/kg		07/15/11 12:00	07/28/11 04:45	0.97
4-Nitrotoluene	0.097 U		0.24	0.078	mg/kg		07/15/11 12:00	07/28/11 04:45	0.97
HMX	**0.38**		0.24	0.029	mg/kg		07/15/11 12:00	07/28/11 04:45	0.97
Nitrobenzene	0.097 U		0.24	0.048	mg/kg		07/15/11 12:00	07/28/11 04:45	0.97
Nitroglycerin	0.24 U		0.48	0.13	mg/kg		07/15/11 12:00	07/28/11 04:45	0.97
PETN	0.24 U		0.48	0.16	mg/kg		07/15/11 12:00	07/28/11 04:45	0.97
RDX	**0.24**		0.24	0.039	mg/kg		07/15/11 12:00	07/28/11 04:45	0.97
Tetryl	0.097 U		0.24	0.048	mg/kg		07/15/11 12:00	07/28/11 04:45	0.97

Surrogate	*% Recovery*	*Qualifier*	*Limits*	*Prepared*	*Analyzed*	*Dil Fac*
3,4-Dinitrotoluene	*93*		*78 - 108*	*07/15/11 12:00*	*07/28/11 04:45*	*0.97*

Method: 6020/DOD - Metals (ICP/MS)

Analyte	Result	Qualifier	LOQ	DL	Unit	D	Prepared	Analyzed	Dil Fac
Aluminum	**4300**	**D**	43	11	mg/Kg	☼	07/15/11 12:40	08/29/11 14:21	5
Antimony	0.13	U	0.17	0.053	mg/Kg	☼	07/15/11 12:40	08/25/11 22:54	1
Arsenic	**5.9**		0.43	0.045	mg/Kg	☼	07/15/11 12:40	08/25/11 22:54	1
Barium	**30**		0.43	0.11	mg/Kg	☼	07/15/11 12:40	08/25/11 22:54	1
Beryllium	**0.29**	**J D**	0.43	0.015	mg/Kg	☼	07/15/11 12:40	08/29/11 14:21	5
Cadmium	**0.47**	**J D**	0.86	0.013	mg/Kg	☼	07/15/11 12:40	08/29/11 14:21	5
Calcium	**3900**		170	34	mg/Kg	☼	07/15/11 12:40	08/25/11 22:54	1
Chromium	**15**		0.43	0.14	mg/Kg	☼	07/15/11 12:40	08/25/11 22:54	1
Cobalt	**4.8**	**D**	0.43	0.019	mg/Kg	☼	07/15/11 12:40	08/29/11 14:21	5
Copper	**10**		0.34	0.095	mg/Kg	☼	07/15/11 12:40	08/25/11 22:54	1
Iron	**15000**		43	9.4	mg/Kg	☼	07/15/11 12:40	08/25/11 22:54	1
Lead	**36**		0.26	0.061	mg/Kg	☼	07/15/11 12:40	08/25/11 22:54	1
Magnesium	**1500**		86	7.7	mg/Kg	☼	07/15/11 12:40	08/25/11 22:54	1
Manganese	**540**	**D**	2.2	0.69	mg/Kg	☼	07/15/11 12:40	08/29/11 14:21	5
Nickel	**13**		0.43	0.074	mg/Kg	☼	07/15/11 12:40	08/25/11 22:54	1
Potassium	**580**		86	3.2	mg/Kg	☼	07/15/11 12:40	08/25/11 22:54	1
Selenium	**0.55**		0.43	0.018	mg/Kg	☼	07/15/11 12:40	08/25/11 22:54	1
Silver	0.22	U	0.43	0.069	mg/Kg	☼	07/15/11 12:40	08/29/11 14:21	5
Sodium	**31**	**J**	86	12	mg/Kg	☼	07/15/11 12:40	08/25/11 22:54	1
Thallium	**0.095**	**J**	0.17	0.048	mg/Kg	☼	07/15/11 12:40	08/25/11 22:54	1
Vanadium	**8.9**		0.43	0.037	mg/Kg	☼	07/15/11 12:40	08/25/11 22:54	1
Zinc	**68**	**D**	17	4.3	mg/Kg	☼	07/15/11 12:40	08/29/11 14:21	5

Method: 7471/DOD - Mercury (CVAA)

Analyte	Result	Qualifier	LOQ	DL	Unit	D	Prepared	Analyzed	Dil Fac
Mercury	0.032	U	0.097	0.014	mg/Kg	☼	07/15/11 15:30	07/18/11 17:08	1

General Chemistry

Analyte	Result	Qualifier	LOQ	DL	Unit	D	Prepared	Analyzed	Dil Fac
Hexavalent chromium	**0.71**	**J**	0.81	0.27	mg/Kg	☼	07/18/11 14:13	07/20/11 16:32	1

Analyte	Result	Qualifier	LOQ	MDL	Unit	D	Prepared	Analyzed	Dil Fac
Nitrocellulose	**2.1**	**J**	5.0	0.79	mg/kg	☼	07/20/11 05:35	07/21/11 13:05	1

Client Sample Results

Client: Prudent Technologies, Inc
Project/Site: RVAAP

TestAmerica Job ID: 240-1728-1

Client Sample ID: LL1SB-644V-0101-SO

Date Collected: 07/05/11 11:09
Date Received: 07/06/11 13:15

Lab Sample ID: 240-1728-25

Matrix: Solid

Method: 8260B/DoD - Volatile Organic Compounds (GC/MS)

Analyte	Result	Qualifier	LOQ	DL	Unit	D	Prepared	Analyzed	Dil Fac
1,1,1-Trichloroethane	6.4	U	160	13	ug/Kg		07/12/11 14:55	07/12/11 18:46	1
1,1,2,2-Tetrachloroethane	16	U	160	5.7	ug/Kg		07/12/11 14:55	07/12/11 18:46	1
1,1,2-Trichloroethane	16	U	160	7.7	ug/Kg		07/12/11 14:55	07/12/11 18:46	1
1,1-Dichloroethane	16	U	160	11	ug/Kg		07/12/11 14:55	07/12/11 18:46	1
1,1-Dichloroethene	16	U	160	12	ug/Kg		07/12/11 14:55	07/12/11 18:46	1
1,2-Dichloroethane	16	U	160	6.4	ug/Kg		07/12/11 14:55	07/12/11 18:46	1
1,2-Dichloroethene, Total	5.3	U	320	5.3	ug/Kg		07/12/11 14:55	07/12/11 18:46	1
1,2-Dichloropropane	6.4	U	160	5.3	ug/Kg		07/12/11 14:55	07/12/11 18:46	1
2-Butanone	64	U	640	28	ug/Kg		07/12/11 14:55	07/12/11 18:46	1
2-Hexanone	32	U	640	13	ug/Kg		07/12/11 14:55	07/12/11 18:46	1
4-Methyl-2-pentanone	64	U	640	31	ug/Kg		07/12/11 14:55	07/12/11 18:46	1
Acetone	130	U	640	110	ug/Kg		07/12/11 14:55	07/12/11 18:46	1
Benzene	16	U	160	7.7	ug/Kg		07/12/11 14:55	07/12/11 18:46	1
Bromoform	16	U	160	12	ug/Kg		07/12/11 14:55	07/12/11 18:46	1
Bromomethane	32	U	160	19	ug/Kg		07/12/11 14:55	07/12/11 18:46	1
Carbon disulfide	16	U	160	7.7	ug/Kg		07/12/11 14:55	07/12/11 18:46	1
Carbon tetrachloride	6.4	U	160	4.1	ug/Kg		07/12/11 14:55	07/12/11 18:46	1
Chlorobenzene	6.4	U	160	4.1	ug/Kg		07/12/11 14:55	07/12/11 18:46	1
Chloromethane	16	U	160	9.0	ug/Kg		07/12/11 14:55	07/12/11 18:46	1
cis-1,2-Dichloroethene	6.4	U	160	4.4	ug/Kg		07/12/11 14:55	07/12/11 18:46	1
cis-1,3-Dichloropropene	6.4	U	160	5.1	ug/Kg		07/12/11 14:55	07/12/11 18:46	1
Dibromochloromethane	16	U	160	7.7	ug/Kg		07/12/11 14:55	07/12/11 18:46	1
Bromodichloromethane	16	U	160	6.4	ug/Kg		07/12/11 14:55	07/12/11 18:46	1
Ethylbenzene	6.4	U	160	3.5	ug/Kg		07/12/11 14:55	07/12/11 18:46	1
Methylene Chloride	**68**	**J**	160	49	ug/Kg		07/12/11 14:55	07/12/11 18:46	1
Styrene	6.4	U	160	3.6	ug/Kg		07/12/11 14:55	07/12/11 18:46	1
Tetrachloroethene	16	U	160	7.7	ug/Kg		07/12/11 14:55	07/12/11 18:46	1
Toluene	16	U	160	11	ug/Kg		07/12/11 14:55	07/12/11 18:46	1
trans-1,2-Dichloroethene	16	U	160	5.9	ug/Kg		07/12/11 14:55	07/12/11 18:46	1
trans-1,3-Dichloropropene	16	U	160	13	ug/Kg		07/12/11 14:55	07/12/11 18:46	1
Trichloroethene	16	U	160	6.2	ug/Kg		07/12/11 14:55	07/12/11 18:46	1
Vinyl chloride	16	U	160	12	ug/Kg		07/12/11 14:55	07/12/11 18:46	1
Xylenes (total)	19	U	320	5.2	ug/Kg		07/12/11 14:55	07/12/11 18:46	1
Chloroform	16	U	160	5.6	ug/Kg		07/12/11 14:55	07/12/11 18:46	1
Bromochloromethane	16	U	160	8.3	ug/Kg		07/12/11 14:55	07/12/11 18:46	1
1,2-Dibromoethane	16	U	160	6.4	ug/Kg		07/12/11 14:55	07/12/11 18:46	1
Chloroethane	64	U	160	39	ug/Kg		07/12/11 14:55	07/12/11 18:46	1

Surrogate	*% Recovery*	*Qualifier*	*Limits*	*Prepared*	*Analyzed*	*Dil Fac*
Toluene-d8 (Surr)	*77*	*Q*	*85 - 115*	*07/12/11 14:55*	*07/12/11 18:46*	*1*
1,2-Dichloroethane-d4 (Surr)	*87*		*61 - 130*	*07/12/11 14:55*	*07/12/11 18:46*	*1*
4-Bromofluorobenzene (Surr)	*74*	*Q*	*85 - 120*	*07/12/11 14:55*	*07/12/11 18:46*	*1*
Dibromofluoromethane (Surr)	*70*		*59 - 138*	*07/12/11 14:55*	*07/12/11 18:46*	*1*

Client Sample Results

Client: Prudent Technologies, Inc
Project/Site: RVAAP

TestAmerica Job ID: 240-1728-1

Client Sample ID: LL1SB-644M-0102-SO

Date Collected: 07/05/11 10:57
Date Received: 07/06/11 13:15

Lab Sample ID: 240-1728-26

Matrix: Solid
Percent Solids: 98.2

Method: 8270C/DoD - Semivolatile Organic Compounds (GC/MS)

Analyte	Result	Qualifier	LOQ	DL	Unit	D	Prepared	Analyzed	Dil Fac
Acenaphthene	**18**		6.8	3.4	ug/Kg	☼	07/13/11 11:10	08/08/11 17:00	1
Acenaphthylene	3.4	U	6.8	3.4	ug/Kg	☼	07/13/11 11:10	08/08/11 17:00	1
Anthracene	**60**		6.8	3.4	ug/Kg	☼	07/13/11 11:10	08/08/11 17:00	1
Benzo[a]anthracene	**130**		6.8	3.4	ug/Kg	☼	07/13/11 11:10	08/08/11 17:00	1
Benzoic acid	340	U	670	340	ug/Kg	☼	07/13/11 11:10	08/08/11 17:00	1
Benzo[b]fluoranthene	**150**	**M**	6.8	3.4	ug/Kg	☼	07/13/11 11:10	08/08/11 17:00	1
Benzo[k]fluoranthene	**60**	**M**	6.8	3.4	ug/Kg	☼	07/13/11 11:10	08/08/11 17:00	1
Benzyl alcohol	27	U	340	21	ug/Kg	☼	07/13/11 11:10	08/08/11 17:00	1
Bis(2-chloroethoxy)methane	27	U	100	22	ug/Kg	☼	07/13/11 11:10	08/08/11 17:00	1
Bis(2-chloroethyl)ether	3.4	U	100	2.0	ug/Kg	☼	07/13/11 11:10	08/08/11 17:00	1
4-Bromophenyl phenyl ether	27	U	51	13	ug/Kg	☼	07/13/11 11:10	08/08/11 17:00	1
Butyl benzyl phthalate	27	U	51	10	ug/Kg	☼	07/13/11 11:10	08/08/11 17:00	1
2,4-Dimethylphenol	81	U	150	20	ug/Kg	☼	07/13/11 11:10	08/08/11 17:00	1
Dimethyl phthalate	27	U	51	17	ug/Kg	☼	07/13/11 11:10	08/08/11 17:00	1
4,6-Dinitro-2-methylphenol	81	U	150	81	ug/Kg	☼	07/13/11 11:10	08/08/11 17:00	1
2,4-Dinitrophenol	81	U	340	81	ug/Kg	☼	07/13/11 11:10	08/08/11 17:00	1
2,4-Dinitrotoluene	27	U	200	27	ug/Kg	☼	07/13/11 11:10	08/08/11 17:00	1
2,6-Dinitrotoluene	27	U	200	21	ug/Kg	☼	07/13/11 11:10	08/08/11 17:00	1
Fluoranthene	**340**		6.8	3.4	ug/Kg	☼	07/13/11 11:10	08/08/11 17:00	1
Fluorene	**23**		6.8	3.4	ug/Kg	☼	07/13/11 11:10	08/08/11 17:00	1
Hexachlorobenzene	3.4	U	6.8	2.1	ug/Kg	☼	07/13/11 11:10	08/08/11 17:00	1
Hexachlorobutadiene	27	U Q	51	27	ug/Kg	☼	07/13/11 11:10	08/08/11 17:00	1
Hexachlorocyclopentadiene	27	U	340	27	ug/Kg	☼	07/13/11 11:10	08/08/11 17:00	1
Hexachloroethane	27	U	51	9.2	ug/Kg	☼	07/13/11 11:10	08/08/11 17:00	1
N-Nitrosodiphenylamine	27	U	51	21	ug/Kg	☼	07/13/11 11:10	08/08/11 17:00	1
N-Nitrosodi-n-propylamine	27	U	51	27	ug/Kg	☼	07/13/11 11:10	08/08/11 17:00	1
1,4-Dichlorobenzene	27	U	51	20	ug/Kg	☼	07/13/11 11:10	08/08/11 17:00	1
2-Chloronaphthalene	3.4	U	51	3.4	ug/Kg	☼	07/13/11 11:10	08/08/11 17:00	1
2-Chlorophenol	27	U	51	27	ug/Kg	☼	07/13/11 11:10	08/08/11 17:00	1
4-Chlorophenyl phenyl ether	27	U	51	13	ug/Kg	☼	07/13/11 11:10	08/08/11 17:00	1
Chrysene	**120**		6.8	1.1	ug/Kg	☼	07/13/11 11:10	08/08/11 17:00	1
Dibenz(a,h)anthracene	**18**		6.8	3.4	ug/Kg	☼	07/13/11 11:10	08/08/11 17:00	1
Dibenzofuran	3.4	U	51	3.4	ug/Kg	☼	07/13/11 11:10	08/08/11 17:00	1
Benzo[g,h,i]perylene	**65**		6.8	3.4	ug/Kg	☼	07/13/11 11:10	08/08/11 17:00	1
Benzo[a]pyrene	**100**		6.8	3.4	ug/Kg	☼	07/13/11 11:10	08/08/11 17:00	1
Di-n-butyl phthalate	**27**	**J**	51	15	ug/Kg	☼	07/13/11 11:10	08/08/11 17:00	1
1,2-Dichlorobenzene	27	U Q	51	9.9	ug/Kg	☼	07/13/11 11:10	08/08/11 17:00	1
1,3-Dichlorobenzene	27	U Q	51	11	ug/Kg	☼	07/13/11 11:10	08/08/11 17:00	1
3,3'-Dichlorobenzidine	81	U	100	18	ug/Kg	☼	07/13/11 11:10	08/08/11 17:00	1
2,4-Dichlorophenol	27	U	150	20	ug/Kg	☼	07/13/11 11:10	08/08/11 17:00	1
Diethyl phthalate	**33**	**J**	51	16	ug/Kg	☼	07/13/11 11:10	08/08/11 17:00	1
Indeno[1,2,3-cd]pyrene	**59**		6.8	3.4	ug/Kg	☼	07/13/11 11:10	08/08/11 17:00	1
Isophorone	27	U	51	13	ug/Kg	☼	07/13/11 11:10	08/08/11 17:00	1
2-Methylnaphthalene	**21**		6.8	3.4	ug/Kg	☼	07/13/11 11:10	08/08/11 17:00	1
2-Methylphenol	81	U	200	81	ug/Kg	☼	07/13/11 11:10	08/08/11 17:00	1
Naphthalene	**12**		6.8	3.4	ug/Kg	☼	07/13/11 11:10	08/08/11 17:00	1
2-Nitroaniline	27	U	200	9.3	ug/Kg	☼	07/13/11 11:10	08/08/11 17:00	1
3-Nitroaniline	81	U	200	16	ug/Kg	☼	07/13/11 11:10	08/08/11 17:00	1
4-Nitroaniline	27	U	200	26	ug/Kg	☼	07/13/11 11:10	08/08/11 17:00	1
Nitrobenzene	3.4	U	100	2.2	ug/Kg	☼	07/13/11 11:10	08/08/11 17:00	1

Client Sample ID: LL1SB-644M-0102-SO

Date Collected: 07/05/11 10:57
Date Received: 07/06/11 13:15

Lab Sample ID: 240-1728-26

Matrix: Solid
Percent Solids: 98.2

Method: 8270C/DoD - Semivolatile Organic Compounds (GC/MS) (Continued)

Analyte	Result	Qualifier	LOQ	DL	Unit	D	Prepared	Analyzed	Dil Fac
2-Nitrophenol	27	U	51	27	ug/Kg	☼	07/13/11 11:10	08/08/11 17:00	1
4-Nitrophenol	81	U	340	81	ug/Kg	☼	07/13/11 11:10	08/08/11 17:00	1
Pyrene	**270**		6.8	3.4	ug/Kg	☼	07/13/11 11:10	08/08/11 17:00	1
Pentachlorophenol	81	U	150	81	ug/Kg	☼	07/13/11 11:10	08/08/11 17:00	1
Phenanthrene	**230**		6.8	3.4	ug/Kg	☼	07/13/11 11:10	08/08/11 17:00	1
1,2,4-Trichlorobenzene	27	U Q	51	27	ug/Kg	☼	07/13/11 11:10	08/08/11 17:00	1
2,4,5-Trichlorophenol	27	U Q	150	25	ug/Kg	☼	07/13/11 11:10	08/08/11 17:00	1
2,4,6-Trichlorophenol	81	U Q	150	81	ug/Kg	☼	07/13/11 11:10	08/08/11 17:00	1
Phenol	**31**	**J**	51	27	ug/Kg	☼	07/13/11 11:10	08/08/11 17:00	1
Carbazole	27	U	51	27	ug/Kg	☼	07/13/11 11:10	08/08/11 17:00	1
4-Chloroaniline	27	U	150	17	ug/Kg	☼	07/13/11 11:10	08/08/11 17:00	1
3 & 4 Methylphenol	81	U	410	20	ug/Kg	☼	07/13/11 11:10	08/08/11 17:00	1
Bis(2-ethylhexyl) phthalate	**380**		51	19	ug/Kg	☼	07/13/11 11:10	08/08/11 17:00	1
Di-n-octyl phthalate	27	U	51	27	ug/Kg	☼	07/13/11 11:10	08/08/11 17:00	1
4-Chloro-3-methylphenol	27	U	150	21	ug/Kg	☼	07/13/11 11:10	08/08/11 17:00	1
bis (2-Chloroisopropyl) ether	27	U	100	9.7	ug/Kg	☼	07/13/11 11:10	08/08/11 17:00	1

Surrogate	*% Recovery*	*Qualifier*	*Limits*	*Prepared*	*Analyzed*	*Dil Fac*
2-Fluorobiphenyl (Surr)	*52*		*45 - 105*	*07/13/11 11:10*	*08/08/11 17:00*	*1*
2-Fluorophenol (Surr)	*62*		*35 - 105*	*07/13/11 11:10*	*08/08/11 17:00*	*1*
Nitrobenzene-d5 (Surr)	*52*		*35 - 100*	*07/13/11 11:10*	*08/08/11 17:00*	*1*
Terphenyl-d14 (Surr)	*70*		*30 - 125*	*07/13/11 11:10*	*08/08/11 17:00*	*1*
2,4,6-Tribromophenol (Surr)	*34*	*Q*	*35 - 125*	*07/13/11 11:10*	*08/08/11 17:00*	*1*
Phenol-d5 (Surr)	*66*		*40 - 100*	*07/13/11 11:10*	*08/08/11 17:00*	*1*

Method: 8081/DOD - Organochlorine Pesticides (GC)

Analyte	Result	Qualifier	LOQ	DL	Unit	D	Prepared	Analyzed	Dil Fac
4,4'-DDD	14	U	41	13	ug/Kg	☼	07/13/11 12:29	08/04/11 21:36	20
4,4'-DDE	**190**	**D**	35	7.9	ug/Kg	☼	07/13/11 12:29	08/04/11 21:36	20
4,4'-DDT	14	U	41	13	ug/Kg	☼	07/13/11 12:29	08/04/11 21:36	20
Aldrin	27	U	81	24	ug/Kg	☼	07/13/11 12:29	08/04/11 21:36	20
alpha-BHC	27	U Q	51	15	ug/Kg	☼	07/13/11 12:29	08/04/11 21:36	20
alpha-Chlordane	27	U	61	19	ug/Kg	☼	07/13/11 12:29	08/04/11 21:36	20
beta-BHC	27	U Q	71	22	ug/Kg	☼	07/13/11 12:29	08/04/11 21:36	20
delta-BHC	27	U	81	24	ug/Kg	☼	07/13/11 12:29	08/04/11 21:36	20
Dieldrin	14	U	35	9.6	ug/Kg	☼	07/13/11 12:29	08/04/11 21:36	20
Endosulfan I	**11**	**J D**	35	11	ug/Kg	☼	07/13/11 12:29	08/04/11 21:36	20
Endosulfan II	27	U	51	17	ug/Kg	☼	07/13/11 12:29	08/04/11 21:36	20
Endosulfan sulfate	27	U	61	18	ug/Kg	☼	07/13/11 12:29	08/04/11 21:36	20
Endrin	14	U	35	10	ug/Kg	☼	07/13/11 12:29	08/04/11 21:36	20
Endrin aldehyde	**360**	**D**	61	20	ug/Kg	☼	07/13/11 12:29	08/04/11 21:36	20
Endrin ketone	14	U	41	13	ug/Kg	☼	07/13/11 12:29	08/04/11 21:36	20
gamma-BHC (Lindane)	27	U Q	51	15	ug/Kg	☼	07/13/11 12:29	08/04/11 21:36	20
gamma-Chlordane	**580**	**D Q**	35	8.5	ug/Kg	☼	07/13/11 12:29	08/04/11 21:36	20
Heptachlor	27	U	71	22	ug/Kg	☼	07/13/11 12:29	08/04/11 21:36	20
Heptachlor epoxide	27	U	51	16	ug/Kg	☼	07/13/11 12:29	08/04/11 21:36	20
Methoxychlor	67	U	100	31	ug/Kg	☼	07/13/11 12:29	08/04/11 21:36	20
Toxaphene	410	U M	1400	390	ug/Kg	☼	07/13/11 12:29	08/04/11 21:36	20

Surrogate	*% Recovery*	*Qualifier*	*Limits*	*Prepared*	*Analyzed*	*Dil Fac*
DCB Decachlorobiphenyl	*118*		*55 - 130*	*07/13/11 12:29*	*08/04/11 21:36*	*20*

Client Sample ID: LL1SB-644M-0102-SO

Date Collected: 07/05/11 10:57
Date Received: 07/06/11 13:15

Lab Sample ID: 240-1728-26

Matrix: Solid
Percent Solids: 98.2

Method: 8081/DOD - Organochlorine Pesticides (GC) (Continued)

Surrogate	% Recovery	Qualifier	Limits	Prepared	Analyzed	Dil Fac
DCB Decachlorobiphenyl	181	Q	55 - 130	07/13/11 12:29	08/04/11 21:36	20
Tetrachloro-m-xylene	163	Q	70 - 125	07/13/11 12:29	08/04/11 21:36	20
Tetrachloro-m-xylene	103		70 - 125	07/13/11 12:29	08/04/11 21:36	20

Method: 8082/DOD - Polychlorinated Biphenyls (PCBs) by Gas Chromatography

Analyte	Result	Qualifier	LOQ	DL	Unit	D	Prepared	Analyzed	Dil Fac
Aroclor 1016	1300	U	3300	1100	ug/Kg	☼	07/13/11 13:31	07/23/11 22:03	50
Aroclor 1221	1300	U	2500	810	ug/Kg	☼	07/13/11 13:31	07/23/11 22:03	50
Aroclor 1232	1300	U	2300	710	ug/Kg	☼	07/13/11 13:31	07/23/11 22:03	50
Aroclor 1242	1300	U	2000	660	ug/Kg	☼	07/13/11 13:31	07/23/11 22:03	50
Aroclor 1248	1300	U	2800	860	ug/Kg	☼	07/13/11 13:31	07/23/11 22:03	50
Aroclor 1254	**14000**	**D**	2800	860	ug/Kg	☼	07/13/11 13:31	07/23/11 22:03	50
Aroclor 1260	1300	U	2800	860	ug/Kg	☼	07/13/11 13:31	07/23/11 22:03	50

Surrogate	% Recovery	Qualifier	Limits	Prepared	Analyzed	Dil Fac
Tetrachloro-m-xylene	0	Q	40 - 140	07/13/11 13:31	07/23/11 22:03	50
Tetrachloro-m-xylene	0	Q	40 - 140	07/13/11 13:31	07/23/11 22:03	50
DCB Decachlorobiphenyl	0	Q	60 - 125	07/13/11 13:31	07/23/11 22:03	50
DCB Decachlorobiphenyl	0	Q	60 - 125	07/13/11 13:31	07/23/11 22:03	50

Method: 8330 (Modified) - Organic Compounds by UV/HPLC

Analyte	Result	Qualifier	LOQ	MDL	Unit	D	Prepared	Analyzed	Dil Fac
Nitroguanidine	0.039 U		0.24	0.020	mg/kg		07/15/11 12:00	07/27/11 19:04	0.98

Method: 8330/8330A - Nitroaromatics & Nitramines: Explosives (8330/A)

Analyte	Result	Qualifier	LOQ	MDL	Unit	D	Prepared	Analyzed	Dil Fac
1,3,5-Trinitrobenzene	**0.037**	**J**	0.25	0.020	mg/kg		07/15/11 12:00	07/28/11 05:25	0.99
1,3-Dinitrobenzene	0.099 U		0.25	0.050	mg/kg		07/15/11 12:00	07/28/11 05:25	0.99
2,4,6-Trinitrotoluene	**0.49**		0.25	0.020	mg/kg		07/15/11 12:00	07/28/11 05:25	0.99
2,4-Dinitrotoluene	0.099 U		0.25	0.020	mg/kg		07/15/11 12:00	07/28/11 05:25	0.99
2,6-Dinitrotoluene	0.099 U		0.25	0.030	mg/kg		07/15/11 12:00	07/28/11 05:25	0.99
2-Amino-4,6-dinitrotoluene	0.099 U		0.25	0.099	mg/kg		07/15/11 12:00	07/28/11 05:25	0.99
2-Nitrotoluene	0.099 U		0.25	0.079	mg/kg		07/15/11 12:00	07/28/11 05:25	0.99
3-Nitrotoluene	0.099 U		0.25	0.069	mg/kg		07/15/11 12:00	07/28/11 05:25	0.99
4-Amino-2,6-dinitrotoluene	**0.17**	**J**	0.25	0.020	mg/kg		07/15/11 12:00	07/28/11 05:25	0.99
4-Nitrotoluene	0.099 U		0.25	0.079	mg/kg		07/15/11 12:00	07/28/11 05:25	0.99
HMX	**0.12**	**J**	0.25	0.030	mg/kg		07/15/11 12:00	07/28/11 05:25	0.99
Nitrobenzene	0.099 U		0.25	0.050	mg/kg		07/15/11 12:00	07/28/11 05:25	0.99
Nitroglycerin	0.25 U		0.50	0.13	mg/kg		07/15/11 12:00	07/28/11 05:25	0.99
PETN	0.25 U		0.50	0.16	mg/kg		07/15/11 12:00	07/28/11 05:25	0.99
RDX	**0.28**		0.25	0.040	mg/kg		07/15/11 12:00	07/28/11 05:25	0.99
Tetryl	0.099 U		0.25	0.050	mg/kg		07/15/11 12:00	07/28/11 05:25	0.99

Surrogate	% Recovery	Qualifier	Limits	Prepared	Analyzed	Dil Fac
3,4-Dinitrotoluene	92		78 - 108	07/15/11 12:00	07/28/11 05:25	0.99

Method: 6020/DOD - Metals (ICP/MS)

Analyte	Result	Qualifier	LOQ	DL	Unit	D	Prepared	Analyzed	Dil Fac
Aluminum	**6600**	**D**	76	19	mg/Kg	☼	07/15/11 12:40	08/29/11 15:14	10
Antimony	**0.086**	**J**	0.15	0.047	mg/Kg	☼	07/15/11 12:40	08/25/11 23:43	1
Arsenic	**6.0**		0.38	0.040	mg/Kg	☼	07/15/11 12:40	08/25/11 23:43	1

Client Sample ID: LL1SB-644M-0102-SO

Lab Sample ID: 240-1728-26

Date Collected: 07/05/11 10:57
Date Received: 07/06/11 13:15

Matrix: Solid
Percent Solids: 98.2

Method: 6020/DOD - Metals (ICP/MS) (Continued)

Analyte	Result	Qualifier	LOQ	DL	Unit	D	Prepared	Analyzed	Dil Fac
Barium	60		0.38	0.099	mg/Kg	☼	07/15/11 12:40	08/25/11 23:43	1
Beryllium	0.53	J D	0.76	0.027	mg/Kg	☼	07/15/11 12:40	08/29/11 15:14	10
Cadmium	0.60	J D	1.5	0.024	mg/Kg	☼	07/15/11 12:40	08/29/11 15:14	10
Calcium	26000	D	1500	300	mg/Kg	☼	07/15/11 12:40	08/29/11 15:14	10
Chromium	28		0.38	0.12	mg/Kg	☼	07/15/11 12:40	08/25/11 23:43	1
Cobalt	3.7	D	0.76	0.034	mg/Kg	☼	07/15/11 12:40	08/29/11 15:14	10
Copper	12		0.30	0.084	mg/Kg	☼	07/15/11 12:40	08/25/11 23:43	1
Iron	14000		38	8.3	mg/Kg	☼	07/15/11 12:40	08/25/11 23:43	1
Lead	70		0.23	0.054	mg/Kg	☼	07/15/11 12:40	08/25/11 23:43	1
Magnesium	2700		76	6.8	mg/Kg	☼	07/15/11 12:40	08/25/11 23:43	1
Manganese	670	D	3.8	1.2	mg/Kg	☼	07/15/11 12:40	08/29/11 15:14	10
Nickel	17		0.38	0.066	mg/Kg	☼	07/15/11 12:40	08/25/11 23:43	1
Potassium	580		76	2.9	mg/Kg	☼	07/15/11 12:40	08/25/11 23:43	1
Selenium	0.71		0.38	0.016	mg/Kg	☼	07/15/11 12:40	08/25/11 23:43	1
Silver	0.38	U	0.76	0.12	mg/Kg	☼	07/15/11 12:40	08/29/11 15:14	10
Sodium	91		76	11	mg/Kg	☼	07/15/11 12:40	08/25/11 23:43	1
Thallium	0.067	J	0.15	0.043	mg/Kg	☼	07/15/11 12:40	08/25/11 23:43	1
Vanadium	8.6		0.38	0.033	mg/Kg	☼	07/15/11 12:40	08/25/11 23:43	1
Zinc	130	D	30	7.6	mg/Kg	☼	07/15/11 12:40	08/29/11 15:14	10

Method: 7471/DOD - Mercury (CVAA)

Analyte	Result	Qualifier	LOQ	DL	Unit	D	Prepared	Analyzed	Dil Fac
Mercury	0.039	J	0.064	0.0090	mg/Kg	☼	07/15/11 15:30	07/18/11 17:21	1

General Chemistry

Analyte	Result	Qualifier	LOQ	DL	Unit	D	Prepared	Analyzed	Dil Fac
Hexavalent chromium	0.81	U	0.81	0.27	mg/Kg	☼	07/18/11 14:13	07/20/11 16:33	1

Analyte	Result	Qualifier	LOQ	MDL	Unit	D	Prepared	Analyzed	Dil Fac
Nitrocellulose	2.5	J	5.1	0.79	mg/kg	☼	07/20/11 05:35	07/21/11 13:07	1

Client Sample ID: LL1SB-644V-0102-SO

Lab Sample ID: 240-1728-27

Date Collected: 07/05/11 11:12
Date Received: 07/06/11 13:15

Matrix: Solid

Method: 8260B/DoD - Volatile Organic Compounds (GC/MS)

Analyte	Result	Qualifier	LOQ	DL	Unit	D	Prepared	Analyzed	Dil Fac
1,1,1-Trichloroethane	13	U	320	27	ug/Kg		07/12/11 14:55	07/12/11 19:08	1
1,1,2,2-Tetrachloroethane	32	U	320	11	ug/Kg		07/12/11 14:55	07/12/11 19:08	1
1,1,2-Trichloroethane	32	U	320	15	ug/Kg		07/12/11 14:55	07/12/11 19:08	1
1,1-Dichloroethane	32	U	320	22	ug/Kg		07/12/11 14:55	07/12/11 19:08	1
1,1-Dichloroethene	32	U	320	23	ug/Kg		07/12/11 14:55	07/12/11 19:08	1
1,2-Dichloroethane	32	U	320	13	ug/Kg		07/12/11 14:55	07/12/11 19:08	1
1,2-Dichloroethene, Total	10	U	630	10	ug/Kg		07/12/11 14:55	07/12/11 19:08	1
1,2-Dichloropropane	13	U	320	10	ug/Kg		07/12/11 14:55	07/12/11 19:08	1
2-Butanone	130	U	1300	54	ug/Kg		07/12/11 14:55	07/12/11 19:08	1
2-Hexanone	63	U	1300	25	ug/Kg		07/12/11 14:55	07/12/11 19:08	1
4-Methyl-2-pentanone	130	U	1300	61	ug/Kg		07/12/11 14:55	07/12/11 19:08	1
Acetone	250	U	1300	220	ug/Kg		07/12/11 14:55	07/12/11 19:08	1
Benzene	32	U	320	15	ug/Kg		07/12/11 14:55	07/12/11 19:08	1
Bromoform	32	U	320	24	ug/Kg		07/12/11 14:55	07/12/11 19:08	1

Client Sample ID: LL1SB-644V-0102-SO

Lab Sample ID: 240-1728-27

Date Collected: 07/05/11 11:12

Matrix: Solid

Date Received: 07/06/11 13:15

Method: 8260B/DoD - Volatile Organic Compounds (GC/MS) (Continued)

Analyte	Result	Qualifier	LOQ	DL	Unit	D	Prepared	Analyzed	Dil Fac
Bromomethane	63	U	320	37	ug/Kg		07/12/11 14:55	07/12/11 19:08	1
Carbon disulfide	32	U	320	15	ug/Kg		07/12/11 14:55	07/12/11 19:08	1
Carbon tetrachloride	13	U	320	8.1	ug/Kg		07/12/11 14:55	07/12/11 19:08	1
Chlorobenzene	13	U	320	8.1	ug/Kg		07/12/11 14:55	07/12/11 19:08	1
Chloromethane	32	U	320	18	ug/Kg		07/12/11 14:55	07/12/11 19:08	1
cis-1,2-Dichloroethene	13	U	320	8.7	ug/Kg		07/12/11 14:55	07/12/11 19:08	1
cis-1,3-Dichloropropene	13	U	320	10	ug/Kg		07/12/11 14:55	07/12/11 19:08	1
Dibromochloromethane	32	U	320	15	ug/Kg		07/12/11 14:55	07/12/11 19:08	1
Bromodichloromethane	32	U	320	13	ug/Kg		07/12/11 14:55	07/12/11 19:08	1
Ethylbenzene	13	U	320	6.8	ug/Kg		07/12/11 14:55	07/12/11 19:08	1
Methylene Chloride	**160**	**J**	320	97	ug/Kg		07/12/11 14:55	07/12/11 19:08	1
Styrene	13	U	320	7.1	ug/Kg		07/12/11 14:55	07/12/11 19:08	1
Tetrachloroethene	32	U	320	15	ug/Kg		07/12/11 14:55	07/12/11 19:08	1
Toluene	32	U	320	22	ug/Kg		07/12/11 14:55	07/12/11 19:08	1
trans-1,2-Dichloroethene	32	U	320	12	ug/Kg		07/12/11 14:55	07/12/11 19:08	1
trans-1,3-Dichloropropene	32	U	320	25	ug/Kg		07/12/11 14:55	07/12/11 19:08	1
Trichloroethene	32	U	320	12	ug/Kg		07/12/11 14:55	07/12/11 19:08	1
Vinyl chloride	32	U	320	23	ug/Kg		07/12/11 14:55	07/12/11 19:08	1
Xylenes (total)	38	U	630	10	ug/Kg		07/12/11 14:55	07/12/11 19:08	1
Chloroform	32	U	320	11	ug/Kg		07/12/11 14:55	07/12/11 19:08	1
Bromochloromethane	32	U	320	16	ug/Kg		07/12/11 14:55	07/12/11 19:08	1
1,2-Dibromoethane	32	U	320	13	ug/Kg		07/12/11 14:55	07/12/11 19:08	1
Chloroethane	130	U	320	77	ug/Kg		07/12/11 14:55	07/12/11 19:08	1

Surrogate	*% Recovery*	*Qualifier*	*Limits*	*Prepared*	*Analyzed*	*Dil Fac*
Toluene-d8 (Surr)	*82*	*Q*	*85 - 115*	*07/12/11 14:55*	*07/12/11 19:08*	*1*
1,2-Dichloroethane-d4 (Surr)	*92*		*61 - 130*	*07/12/11 14:55*	*07/12/11 19:08*	*1*
4-Bromofluorobenzene (Surr)	*79*	*Q*	*85 - 120*	*07/12/11 14:55*	*07/12/11 19:08*	*1*
Dibromofluoromethane (Surr)	*74*		*59 - 138*	*07/12/11 14:55*	*07/12/11 19:08*	*1*

Client Sample ID: LL1SB-644M-0103-SO

Lab Sample ID: 240-1728-28

Date Collected: 07/05/11 11:07

Matrix: Solid

Date Received: 07/06/11 13:15

Percent Solids: 99.6

Method: 8270C/DoD - Semivolatile Organic Compounds (GC/MS)

Analyte	Result	Qualifier	LOQ	DL	Unit	D	Prepared	Analyzed	Dil Fac
Acenaphthene	3.3	U	6.7	3.3	ug/Kg	☼	07/13/11 11:10	08/01/11 16:41	1
Acenaphthylene	3.3	U	6.7	3.3	ug/Kg	☼	07/13/11 11:10	08/01/11 16:41	1
Anthracene	3.3	U	6.7	3.3	ug/Kg	☼	07/13/11 11:10	08/01/11 16:41	1
Benzo[a]anthracene	3.3	U	6.7	3.3	ug/Kg	☼	07/13/11 11:10	08/01/11 16:41	1
Benzoic acid	330	U	660	330	ug/Kg	☼	07/13/11 11:10	08/01/11 16:41	1
Benzo[b]fluoranthene	**10**		6.7	3.3	ug/Kg	☼	07/13/11 11:10	08/01/11 16:41	1
Benzo[k]fluoranthene	3.3	U	6.7	3.3	ug/Kg	☼	07/13/11 11:10	08/01/11 16:41	1
Benzyl alcohol	27	U	330	21	ug/Kg	☼	07/13/11 11:10	08/01/11 16:41	1
Bis(2-chloroethoxy)methane	27	U	100	22	ug/Kg	☼	07/13/11 11:10	08/01/11 16:41	1
Bis(2-chloroethyl)ether	3.3	U	100	2.0	ug/Kg	☼	07/13/11 11:10	08/01/11 16:41	1
4-Bromophenyl phenyl ether	27	U	50	13	ug/Kg	☼	07/13/11 11:10	08/01/11 16:41	1
Butyl benzyl phthalate	27	U	50	10	ug/Kg	☼	07/13/11 11:10	08/01/11 16:41	1
2,4-Dimethylphenol	80	U	150	20	ug/Kg	☼	07/13/11 11:10	08/01/11 16:41	1
Dimethyl phthalate	27	U	50	17	ug/Kg	☼	07/13/11 11:10	08/01/11 16:41	1

Client: Prudent Technologies, Inc
Project/Site: RVAAP

TestAmerica Job ID: 240-1728-1

Client Sample ID: LL1SB-644M-0103-SO
Date Collected: 07/05/11 11:07
Date Received: 07/06/11 13:15

Lab Sample ID: 240-1728-28
Matrix: Solid
Percent Solids: 99.6

Method: 8270C/DoD - Semivolatile Organic Compounds (GC/MS) (Continued)

Analyte	Result	Qualifier	LOQ	DL	Unit	D	Prepared	Analyzed	Dil Fac
4,6-Dinitro-2-methylphenol	80	U	150	80	ug/Kg	☼	07/13/11 11:10	08/01/11 16:41	1
2,4-Dinitrophenol	80	U	330	80	ug/Kg	☼	07/13/11 11:10	08/01/11 16:41	1
2,4-Dinitrotoluene	27	U	200	27	ug/Kg	☼	07/13/11 11:10	08/01/11 16:41	1
2,6-Dinitrotoluene	27	U	200	21	ug/Kg	☼	07/13/11 11:10	08/01/11 16:41	1
Fluoranthene	**18**		6.7	3.3	ug/Kg	☼	07/13/11 11:10	08/01/11 16:41	1
Fluorene	3.3	U	6.7	3.3	ug/Kg	☼	07/13/11 11:10	08/01/11 16:41	1
Hexachlorobenzene	3.3	U	6.7	2.1	ug/Kg	☼	07/13/11 11:10	08/01/11 16:41	1
Hexachlorobutadiene	27	U Q	50	27	ug/Kg	☼	07/13/11 11:10	08/01/11 16:41	1
Hexachlorocyclopentadiene	27	U	330	27	ug/Kg	☼	07/13/11 11:10	08/01/11 16:41	1
Hexachloroethane	27	U	50	9.0	ug/Kg	☼	07/13/11 11:10	08/01/11 16:41	1
N-Nitrosodiphenylamine	27	U	50	21	ug/Kg	☼	07/13/11 11:10	08/01/11 16:41	1
N-Nitrosodi-n-propylamine	27	U	50	27	ug/Kg	☼	07/13/11 11:10	08/01/11 16:41	1
1,4-Dichlorobenzene	27	U	50	20	ug/Kg	☼	07/13/11 11:10	08/01/11 16:41	1
2-Chloronaphthalene	3.3	U	50	3.3	ug/Kg	☼	07/13/11 11:10	08/01/11 16:41	1
2-Chlorophenol	27	U	50	27	ug/Kg	☼	07/13/11 11:10	08/01/11 16:41	1
4-Chlorophenyl phenyl ether	27	U	50	13	ug/Kg	☼	07/13/11 11:10	08/01/11 16:41	1
Chrysene	3.3	U	6.7	1.1	ug/Kg	☼	07/13/11 11:10	08/01/11 16:41	1
Dibenz(a,h)anthracene	3.3	U	6.7	3.3	ug/Kg	☼	07/13/11 11:10	08/01/11 16:41	1
Dibenzofuran	3.3	U	50	3.3	ug/Kg	☼	07/13/11 11:10	08/01/11 16:41	1
Benzo[g,h,i]perylene	3.3	U	6.7	3.3	ug/Kg	☼	07/13/11 11:10	08/01/11 16:41	1
Benzo[a]pyrene	**7.1**		6.7	3.3	ug/Kg	☼	07/13/11 11:10	08/01/11 16:41	1
Di-n-butyl phthalate	**19**	**J**	50	15	ug/Kg	☼	07/13/11 11:10	08/01/11 16:41	1
1,2-Dichlorobenzene	27	U Q	50	9.7	ug/Kg	☼	07/13/11 11:10	08/01/11 16:41	1
1,3-Dichlorobenzene	27	U Q	50	11	ug/Kg	☼	07/13/11 11:10	08/01/11 16:41	1
3,3'-Dichlorobenzidine	80	U	100	18	ug/Kg	☼	07/13/11 11:10	08/01/11 16:41	1
2,4-Dichlorophenol	27	U	150	20	ug/Kg	☼	07/13/11 11:10	08/01/11 16:41	1
Diethyl phthalate	**25**	**J**	50	16	ug/Kg	☼	07/13/11 11:10	08/01/11 16:41	1
Indeno[1,2,3-cd]pyrene	3.3	U	6.7	3.3	ug/Kg	☼	07/13/11 11:10	08/01/11 16:41	1
Isophorone	**15**	**J**	50	13	ug/Kg	☼	07/13/11 11:10	08/01/11 16:41	1
2-Methylnaphthalene	3.3	U	6.7	3.3	ug/Kg	☼	07/13/11 11:10	08/01/11 16:41	1
2-Methylphenol	80	U	200	80	ug/Kg	☼	07/13/11 11:10	08/01/11 16:41	1
Naphthalene	3.3	U	6.7	3.3	ug/Kg	☼	07/13/11 11:10	08/01/11 16:41	1
2-Nitroaniline	27	U	200	9.1	ug/Kg	☼	07/13/11 11:10	08/01/11 16:41	1
3-Nitroaniline	80	U	200	16	ug/Kg	☼	07/13/11 11:10	08/01/11 16:41	1
4-Nitroaniline	27	U	200	26	ug/Kg	☼	07/13/11 11:10	08/01/11 16:41	1
Nitrobenzene	3.3	U	100	2.2	ug/Kg	☼	07/13/11 11:10	08/01/11 16:41	1
2-Nitrophenol	27	U	50	27	ug/Kg	☼	07/13/11 11:10	08/01/11 16:41	1
4-Nitrophenol	80	U	330	80	ug/Kg	☼	07/13/11 11:10	08/01/11 16:41	1
Pyrene	**13**		6.7	3.3	ug/Kg	☼	07/13/11 11:10	08/01/11 16:41	1
Pentachlorophenol	80	U	150	80	ug/Kg	☼	07/13/11 11:10	08/01/11 16:41	1
Phenanthrene	**16**		6.7	3.3	ug/Kg	☼	07/13/11 11:10	08/01/11 16:41	1
1,2,4-Trichlorobenzene	27	U Q	50	27	ug/Kg	☼	07/13/11 11:10	08/01/11 16:41	1
2,4,5-Trichlorophenol	27	U Q	150	25	ug/Kg	☼	07/13/11 11:10	08/01/11 16:41	1
2,4,6-Trichlorophenol	80	U Q	150	80	ug/Kg	☼	07/13/11 11:10	08/01/11 16:41	1
Phenol	27	U	50	27	ug/Kg	☼	07/13/11 11:10	08/01/11 16:41	1
Carbazole	27	U	50	27	ug/Kg	☼	07/13/11 11:10	08/01/11 16:41	1
4-Chloroaniline	27	U	150	17	ug/Kg	☼	07/13/11 11:10	08/01/11 16:41	1
3 & 4 Methylphenol	80	U	400	20	ug/Kg	☼	07/13/11 11:10	08/01/11 16:41	1
Bis(2-ethylhexyl) phthalate	**390**		50	19	ug/Kg	☼	07/13/11 11:10	08/01/11 16:41	1
Di-n-octyl phthalate	27	U	50	27	ug/Kg	☼	07/13/11 11:10	08/01/11 16:41	1

Client: Prudent Technologies, Inc
Project/Site: RVAAP

TestAmerica Job ID: 240-1728-1

Client Sample ID: LL1SB-644M-0103-SO
Date Collected: 07/05/11 11:07
Date Received: 07/06/11 13:15

Lab Sample ID: 240-1728-28
Matrix: Solid
Percent Solids: 99.6

Method: 8270C/DoD - Semivolatile Organic Compounds (GC/MS) (Continued)

Analyte	Result	Qualifier	LOQ	DL	Unit	D	Prepared	Analyzed	Dil Fac
4-Chloro-3-methylphenol	27	U	150	21	ug/Kg	☼	07/13/11 11:10	08/01/11 16:41	1
bis (2-Chloroisopropyl) ether	27	U	100	9.5	ug/Kg	☼	07/13/11 11:10	08/01/11 16:41	1

Surrogate	*% Recovery*	*Qualifier*	*Limits*	*Prepared*	*Analyzed*	*Dil Fac*
2-Fluorobiphenyl (Surr)	*47*		*45 - 105*	*07/13/11 11:10*	*08/01/11 16:41*	*1*
2-Fluorophenol (Surr)	*58*		*35 - 105*	*07/13/11 11:10*	*08/01/11 16:41*	*1*
Nitrobenzene-d5 (Surr)	*46*		*35 - 100*	*07/13/11 11:10*	*08/01/11 16:41*	*1*
Terphenyl-d14 (Surr)	*66*		*30 - 125*	*07/13/11 11:10*	*08/01/11 16:41*	*1*
2,4,6-Tribromophenol (Surr)	*42*		*35 - 125*	*07/13/11 11:10*	*08/01/11 16:41*	*1*
Phenol-d5 (Surr)	*59*		*40 - 100*	*07/13/11 11:10*	*08/01/11 16:41*	*1*

Method: 8081/DOD - Organochlorine Pesticides (GC)

Analyte	Result	Qualifier	LOQ	DL	Unit	D	Prepared	Analyzed	Dil Fac
4,4'-DDD	3.4	U	10	3.1	ug/Kg	☼	07/13/11 12:29	08/04/11 22:07	5
4,4'-DDE	**65**	**D**	8.5	2.0	ug/Kg	☼	07/13/11 12:29	08/04/11 22:07	5
4,4'-DDT	3.4	U	10	3.2	ug/Kg	☼	07/13/11 12:29	08/04/11 22:07	5
Aldrin	6.7	U	20	6.0	ug/Kg	☼	07/13/11 12:29	08/04/11 22:07	5
alpha-BHC	6.7	U Q	13	3.7	ug/Kg	☼	07/13/11 12:29	08/04/11 22:07	5
alpha-Chlordane	6.7	U	15	4.7	ug/Kg	☼	07/13/11 12:29	08/04/11 22:07	5
beta-BHC	6.7	U J Q	18	5.5	ug/Kg	☼	07/13/11 12:29	08/04/11 22:07	5
delta-BHC	6.7	U	20	6.0	ug/Kg	☼	07/13/11 12:29	08/04/11 22:07	5
Dieldrin	3.4	U	8.5	2.4	ug/Kg	☼	07/13/11 12:29	08/04/11 22:07	5
Endosulfan I	3.4	U	8.5	2.6	ug/Kg	☼	07/13/11 12:29	08/04/11 22:07	5
Endosulfan II	6.7	U	13	4.1	ug/Kg	☼	07/13/11 12:29	08/04/11 22:07	5
Endosulfan sulfate	6.7	U	15	4.4	ug/Kg	☼	07/13/11 12:29	08/04/11 22:07	5
Endrin	**7.7**	**J D**	8.5	2.5	ug/Kg	☼	07/13/11 12:29	08/04/11 22:07	5
Endrin aldehyde	**40**	**D**	15	5.0	ug/Kg	☼	07/13/11 12:29	08/04/11 22:07	5
Endrin ketone	3.4	U	10	3.2	ug/Kg	☼	07/13/11 12:29	08/04/11 22:07	5
gamma-BHC (Lindane)	6.7	U Q	13	3.7	ug/Kg	☼	07/13/11 12:29	08/04/11 22:07	5
gamma-Chlordane	**300**	**D Q**	8.5	2.1	ug/Kg	☼	07/13/11 12:29	08/04/11 22:07	5
Heptachlor	6.7	U	18	5.5	ug/Kg	☼	07/13/11 12:29	08/04/11 22:07	5
Heptachlor epoxide	6.7	U	13	4.0	ug/Kg	☼	07/13/11 12:29	08/04/11 22:07	5
Methoxychlor	**12**	**J D**	25	7.5	ug/Kg	☼	07/13/11 12:29	08/04/11 22:07	5
Toxaphene	100	U M	340	95	ug/Kg	☼	07/13/11 12:29	08/04/11 22:07	5

Surrogate	*% Recovery*	*Qualifier*	*Limits*	*Prepared*	*Analyzed*	*Dil Fac*
DCB Decachlorobiphenyl	*123*		*55 - 130*	*07/13/11 12:29*	*08/04/11 22:07*	*5*
DCB Decachlorobiphenyl	*97*		*55 - 130*	*07/13/11 12:29*	*08/04/11 22:07*	*5*
Tetrachloro-m-xylene	*122*		*70 - 125*	*07/13/11 12:29*	*08/04/11 22:07*	*5*
Tetrachloro-m-xylene	*127*	*Q*	*70 - 125*	*07/13/11 12:29*	*08/04/11 22:07*	*5*

Method: 8082/DOD - Polychlorinated Biphenyls (PCBs) by Gas Chromatography

Analyte	Result	Qualifier	LOQ	DL	Unit	D	Prepared	Analyzed	Dil Fac
Aroclor 1016	250	U	650	210	ug/Kg	☼	07/13/11 13:31	07/23/11 22:17	10
Aroclor 1221	250	U	500	160	ug/Kg	☼	07/13/11 13:31	07/23/11 22:17	10
Aroclor 1232	250	U	450	140	ug/Kg	☼	07/13/11 13:31	07/23/11 22:17	10
Aroclor 1242	250	U	400	130	ug/Kg	☼	07/13/11 13:31	07/23/11 22:17	10
Aroclor 1248	250	U	550	170	ug/Kg	☼	07/13/11 13:31	07/23/11 22:17	10
Aroclor 1254	**1800**	**D**	550	170	ug/Kg	☼	07/13/11 13:31	07/23/11 22:17	10
Aroclor 1260	250	U	550	170	ug/Kg	☼	07/13/11 13:31	07/23/11 22:17	10

Client Sample ID: LL1SB-644M-0103-SO

Date Collected: 07/05/11 11:07
Date Received: 07/06/11 13:15

Lab Sample ID: 240-1728-28

Matrix: Solid
Percent Solids: 99.6

Surrogate	% Recovery	Qualifier	Limits	Prepared	Analyzed	Dil Fac
Tetrachloro-m-xylene	0	Q	40 - 140	07/13/11 13:31	07/23/11 22:17	10
Tetrachloro-m-xylene	0	Q	40 - 140	07/13/11 13:31	07/23/11 22:17	10
DCB Decachlorobiphenyl	0	Q	60 - 125	07/13/11 13:31	07/23/11 22:17	10
DCB Decachlorobiphenyl	0	Q	60 - 125	07/13/11 13:31	07/23/11 22:17	10

Method: 8330 (Modified) - Organic Compounds by UV/HPLC

Analyte	Result	Qualifier	LOQ	MDL	Unit	D	Prepared	Analyzed	Dil Fac
Nitroguanidine	0.040 U		0.25	0.020	mg/kg		07/15/11 12:00	07/27/11 19:19	1

Method: 8330/8330A - Nitroaromatics & Nitramines: Explosives (8330/A)

Analyte	Result	Qualifier	LOQ	MDL	Unit	D	Prepared	Analyzed	Dil Fac
1,3,5-Trinitrobenzene	**0.076**	**J**	0.25	0.020	mg/kg		07/15/11 12:00	07/28/11 06:05	1
1,3-Dinitrobenzene	0.10 U		0.25	0.050	mg/kg		07/15/11 12:00	07/28/11 06:05	1
2,4,6-Trinitrotoluene	**3.1**		0.25	0.020	mg/kg		07/15/11 12:00	07/28/11 06:05	1
2,4-Dinitrotoluene	0.10 U		0.25	0.020	mg/kg		07/15/11 12:00	07/28/11 06:05	1
2,6-Dinitrotoluene	0.10 U		0.25	0.030	mg/kg		07/15/11 12:00	07/28/11 06:05	1
2-Amino-4,6-dinitrotoluene	0.10 U		0.25	0.10	mg/kg		07/15/11 12:00	07/28/11 06:05	1
2-Nitrotoluene	0.10 U		0.25	0.080	mg/kg		07/15/11 12:00	07/28/11 06:05	1
3-Nitrotoluene	0.10 U		0.25	0.070	mg/kg		07/15/11 12:00	07/28/11 06:05	1
4-Amino-2,6-dinitrotoluene	**0.28**		0.25	0.020	mg/kg		07/15/11 12:00	07/28/11 06:05	1
4-Nitrotoluene	0.10 U		0.25	0.080	mg/kg		07/15/11 12:00	07/28/11 06:05	1
HMX	**0.11**	**J**	0.25	0.030	mg/kg		07/15/11 12:00	07/28/11 06:05	1
Nitrobenzene	0.10 U		0.25	0.050	mg/kg		07/15/11 12:00	07/28/11 06:05	1
Nitroglycerin	0.25 U		0.50	0.13	mg/kg		07/15/11 12:00	07/28/11 06:05	1
PETN	0.25 U		0.50	0.16	mg/kg		07/15/11 12:00	07/28/11 06:05	1
RDX	**0.33**		0.25	0.040	mg/kg		07/15/11 12:00	07/28/11 06:05	1
Tetryl	0.10 U		0.25	0.050	mg/kg		07/15/11 12:00	07/28/11 06:05	1

Surrogate	% Recovery	Qualifier	Limits	Prepared	Analyzed	Dil Fac
3,4-Dinitrotoluene	91		78 - 108	07/15/11 12:00	07/28/11 06:05	1

Method: 6020/DOD - Metals (ICP/MS)

Analyte	Result	Qualifier	LOQ	DL	Unit	D	Prepared	Analyzed	Dil Fac
Aluminum	**2000**	**D**	49	12	mg/Kg	☼	07/15/11 12:40	08/29/11 15:09	5
Antimony	0.15	U	0.19	0.060	mg/Kg	☼	07/15/11 12:40	08/25/11 23:38	1
Arsenic	**3.7**		0.49	0.051	mg/Kg	☼	07/15/11 12:40	08/25/11 23:38	1
Barium	**17**		0.49	0.13	mg/Kg	☼	07/15/11 12:40	08/25/11 23:38	1
Beryllium	**0.15**	**J D**	0.49	0.017	mg/Kg	☼	07/15/11 12:40	08/29/11 15:09	5
Cadmium	**0.15**	**J D**	0.97	0.015	mg/Kg	☼	07/15/11 12:40	08/29/11 15:09	5
Calcium	**3200**		190	39	mg/Kg	☼	07/15/11 12:40	08/25/11 23:38	1
Chromium	**12**		0.49	0.16	mg/Kg	☼	07/15/11 12:40	08/25/11 23:38	1
Cobalt	**6.7**	**D**	0.49	0.022	mg/Kg	☼	07/15/11 12:40	08/29/11 15:09	5
Copper	**4.0**		0.39	0.11	mg/Kg	☼	07/15/11 12:40	08/25/11 23:38	1
Iron	**9200**		49	11	mg/Kg	☼	07/15/11 12:40	08/25/11 23:38	1
Lead	**7.7**		0.29	0.069	mg/Kg	☼	07/15/11 12:40	08/25/11 23:38	1
Magnesium	**580**		97	8.7	mg/Kg	☼	07/15/11 12:40	08/25/11 23:38	1
Manganese	**530**	**D**	2.4	0.78	mg/Kg	☼	07/15/11 12:40	08/29/11 15:09	5
Nickel	**9.4**		0.49	0.084	mg/Kg	☼	07/15/11 12:40	08/25/11 23:38	1
Potassium	**450**		97	3.7	mg/Kg	☼	07/15/11 12:40	08/25/11 23:38	1
Selenium	**0.34**	**J**	0.49	0.020	mg/Kg	☼	07/15/11 12:40	08/25/11 23:38	1
Silver	0.24	U	0.49	0.078	mg/Kg	☼	07/15/11 12:40	08/29/11 15:09	5
Sodium	**26**	**J**	97	14	mg/Kg	☼	07/15/11 12:40	08/25/11 23:38	1

Client Sample ID: LL1SB-644M-0103-SO

Lab Sample ID: 240-1728-28

Date Collected: 07/05/11 11:07
Date Received: 07/06/11 13:15

Matrix: Solid
Percent Solids: 99.6

Method: 6020/DOD - Metals (ICP/MS) (Continued)

Analyte	Result	Qualifier	LOQ	DL	Unit	D	Prepared	Analyzed	Dil Fac
Thallium	**0.11**	**J**	0.19	0.055	mg/Kg	☼	07/15/11 12:40	08/25/11 23:38	1
Vanadium	**4.8**		0.49	0.042	mg/Kg	☼	07/15/11 12:40	08/25/11 23:38	1
Zinc	**62**	**D**	19	4.9	mg/Kg	☼	07/15/11 12:40	08/29/11 15:09	5

Method: 7471/DOD - Mercury (CVAA)

Analyte	Result	Qualifier	LOQ	DL	Unit	D	Prepared	Analyzed	Dil Fac
Mercury	0.021	U	0.063	0.0088	mg/Kg	☼	07/15/11 15:30	07/18/11 17:20	1

General Chemistry

Analyte	Result	Qualifier	LOQ	DL	Unit	D	Prepared	Analyzed	Dil Fac
Hexavalent chromium	0.80	U	0.80	0.27	mg/Kg	☼	07/18/11 14:13	07/20/11 16:35	1

Analyte	Result	Qualifier	LOQ	MDL	Unit	D	Prepared	Analyzed	Dil Fac
Nitrocellulose	**2.2**	**J**	5.0	0.78	mg/kg	☼	07/20/11 05:35	07/21/11 13:09	1

Client Sample ID: LL1SB-644V-0103-SO

Lab Sample ID: 240-1728-29

Date Collected: 07/05/11 11:13
Date Received: 07/06/11 13:15

Matrix: Solid

Method: 8260B/DoD - Volatile Organic Compounds (GC/MS)

Analyte	Result	Qualifier	LOQ	DL	Unit	D	Prepared	Analyzed	Dil Fac
1,1,1-Trichloroethane	15	U	380	32	ug/Kg		07/12/11 14:55	07/12/11 19:29	1
1,1,2,2-Tetrachloroethane	38	U	380	14	ug/Kg		07/12/11 14:55	07/12/11 19:29	1
1,1,2-Trichloroethane	38	U	380	18	ug/Kg		07/12/11 14:55	07/12/11 19:29	1
1,1-Dichloroethane	38	U	380	26	ug/Kg		07/12/11 14:55	07/12/11 19:29	1
1,1-Dichloroethene	38	U	380	28	ug/Kg		07/12/11 14:55	07/12/11 19:29	1
1,2-Dichloroethane	38	U	380	15	ug/Kg		07/12/11 14:55	07/12/11 19:29	1
1,2-Dichloroethene, Total	13	U	770	13	ug/Kg		07/12/11 14:55	07/12/11 19:29	1
1,2-Dichloropropane	15	U	380	13	ug/Kg		07/12/11 14:55	07/12/11 19:29	1
2-Butanone	150	U	1500	66	ug/Kg		07/12/11 14:55	07/12/11 19:29	1
2-Hexanone	77	U	1500	31	ug/Kg		07/12/11 14:55	07/12/11 19:29	1
4-Methyl-2-pentanone	150	U	1500	74	ug/Kg		07/12/11 14:55	07/12/11 19:29	1
Acetone	310	U	1500	260	ug/Kg		07/12/11 14:55	07/12/11 19:29	1
Benzene	38	U	380	18	ug/Kg		07/12/11 14:55	07/12/11 19:29	1
Bromoform	38	U	380	29	ug/Kg		07/12/11 14:55	07/12/11 19:29	1
Bromomethane	77	U	380	44	ug/Kg		07/12/11 14:55	07/12/11 19:29	1
Carbon disulfide	38	U	380	18	ug/Kg		07/12/11 14:55	07/12/11 19:29	1
Carbon tetrachloride	15	U	380	9.8	ug/Kg		07/12/11 14:55	07/12/11 19:29	1
Chlorobenzene	15	U	380	9.8	ug/Kg		07/12/11 14:55	07/12/11 19:29	1
Chloromethane	38	U	380	21	ug/Kg		07/12/11 14:55	07/12/11 19:29	1
cis-1,2-Dichloroethene	15	U	380	11	ug/Kg		07/12/11 14:55	07/12/11 19:29	1
cis-1,3-Dichloropropene	15	U	380	12	ug/Kg		07/12/11 14:55	07/12/11 19:29	1
Dibromochloromethane	38	U	380	18	ug/Kg		07/12/11 14:55	07/12/11 19:29	1
Bromodichloromethane	38	U	380	15	ug/Kg		07/12/11 14:55	07/12/11 19:29	1
Ethylbenzene	15	U	380	8.3	ug/Kg		07/12/11 14:55	07/12/11 19:29	1
Methylene Chloride	**140**	**J**	380	120	ug/Kg		07/12/11 14:55	07/12/11 19:29	1
Styrene	15	U	380	8.6	ug/Kg		07/12/11 14:55	07/12/11 19:29	1
Tetrachloroethene	38	U	380	18	ug/Kg		07/12/11 14:55	07/12/11 19:29	1
Toluene	38	U	380	26	ug/Kg		07/12/11 14:55	07/12/11 19:29	1
trans-1,2-Dichloroethene	38	U	380	14	ug/Kg		07/12/11 14:55	07/12/11 19:29	1
trans-1,3-Dichloropropene	38	U	380	31	ug/Kg		07/12/11 14:55	07/12/11 19:29	1

Client Sample ID: LL1SB-644V-0103-SO

Lab Sample ID: 240-1728-29

Date Collected: 07/05/11 11:13

Matrix: Solid

Date Received: 07/06/11 13:15

Method: 8260B/DoD - Volatile Organic Compounds (GC/MS) (Continued)

Analyte	Result	Qualifier	LOQ	DL	Unit	D	Prepared	Analyzed	Dil Fac
Trichloroethene	38	U	380	15	ug/Kg		07/12/11 14:55	07/12/11 19:29	1
Vinyl chloride	38	U	380	28	ug/Kg		07/12/11 14:55	07/12/11 19:29	1
Xylenes (total)	46	U	770	12	ug/Kg		07/12/11 14:55	07/12/11 19:29	1
Chloroform	38	U	380	13	ug/Kg		07/12/11 14:55	07/12/11 19:29	1
Bromochloromethane	38	U	380	20	ug/Kg		07/12/11 14:55	07/12/11 19:29	1
1,2-Dibromoethane	38	U	380	15	ug/Kg		07/12/11 14:55	07/12/11 19:29	1
Chloroethane	150	U	380	94	ug/Kg		07/12/11 14:55	07/12/11 19:29	1

Surrogate	*% Recovery*	*Qualifier*	*Limits*	*Prepared*	*Analyzed*	*Dil Fac*
Toluene-d8 (Surr)	*80*	*Q*	*85 - 115*	*07/12/11 14:55*	*07/12/11 19:29*	*1*
1,2-Dichloroethane-d4 (Surr)	*90*		*61 - 130*	*07/12/11 14:55*	*07/12/11 19:29*	*1*
4-Bromofluorobenzene (Surr)	*79*	*Q*	*85 - 120*	*07/12/11 14:55*	*07/12/11 19:29*	*1*
Dibromofluoromethane (Surr)	*72*		*59 - 138*	*07/12/11 14:55*	*07/12/11 19:29*	*1*

Client Sample ID: LL1SB-645M-0101-SO

Lab Sample ID: 240-1728-30

Date Collected: 07/05/11 11:06

Matrix: Solid

Date Received: 07/06/11 13:15

Percent Solids: 99.0

Method: 8270C/DoD - Semivolatile Organic Compounds (GC/MS)

Analyte	Result	Qualifier	LOQ	DL	Unit	D	Prepared	Analyzed	Dil Fac
Acenaphthene	3.3	U	6.7	3.3	ug/Kg	☼	07/13/11 11:10	08/01/11 17:00	1
Acenaphthylene	3.3	U	6.7	3.3	ug/Kg	☼	07/13/11 11:10	08/01/11 17:00	1
Anthracene	3.3	U	6.7	3.3	ug/Kg	☼	07/13/11 11:10	08/01/11 17:00	1
Benzo[a]anthracene	**19**		6.7	3.3	ug/Kg	☼	07/13/11 11:10	08/01/11 17:00	1
Benzoic acid	340	U	670	340	ug/Kg	☼	07/13/11 11:10	08/01/11 17:00	1
Benzo[b]fluoranthene	**28**	**M**	6.7	3.3	ug/Kg	☼	07/13/11 11:10	08/01/11 17:00	1
Benzo[k]fluoranthene	**14**	**M**	6.7	3.3	ug/Kg	☼	07/13/11 11:10	08/01/11 17:00	1
Benzyl alcohol	27	U	330	21	ug/Kg	☼	07/13/11 11:10	08/01/11 17:00	1
Bis(2-chloroethoxy)methane	27	U	100	22	ug/Kg	☼	07/13/11 11:10	08/01/11 17:00	1
Bis(2-chloroethyl)ether	3.3	U	100	2.0	ug/Kg	☼	07/13/11 11:10	08/01/11 17:00	1
4-Bromophenyl phenyl ether	27	U	50	13	ug/Kg	☼	07/13/11 11:10	08/01/11 17:00	1
Butyl benzyl phthalate	27	U	50	10	ug/Kg	☼	07/13/11 11:10	08/01/11 17:00	1
2,4-Dimethylphenol	81	U	150	20	ug/Kg	☼	07/13/11 11:10	08/01/11 17:00	1
Dimethyl phthalate	27	U	50	17	ug/Kg	☼	07/13/11 11:10	08/01/11 17:00	1
4,6-Dinitro-2-methylphenol	81	U	150	81	ug/Kg	☼	07/13/11 11:10	08/01/11 17:00	1
2,4-Dinitrophenol	81	U	330	81	ug/Kg	☼	07/13/11 11:10	08/01/11 17:00	1
2,4-Dinitrotoluene	27	U	200	27	ug/Kg	☼	07/13/11 11:10	08/01/11 17:00	1
2,6-Dinitrotoluene	27	U	200	21	ug/Kg	☼	07/13/11 11:10	08/01/11 17:00	1
Fluoranthene	**47**		6.7	3.3	ug/Kg	☼	07/13/11 11:10	08/01/11 17:00	1
Fluorene	3.3	U	6.7	3.3	ug/Kg	☼	07/13/11 11:10	08/01/11 17:00	1
Hexachlorobenzene	3.3	U	6.7	2.1	ug/Kg	☼	07/13/11 11:10	08/01/11 17:00	1
Hexachlorobutadiene	27	U Q	50	27	ug/Kg	☼	07/13/11 11:10	08/01/11 17:00	1
Hexachlorocyclopentadiene	27	U	330	27	ug/Kg	☼	07/13/11 11:10	08/01/11 17:00	1
Hexachloroethane	27	U	50	9.1	ug/Kg	☼	07/13/11 11:10	08/01/11 17:00	1
N-Nitrosodiphenylamine	27	U	50	21	ug/Kg	☼	07/13/11 11:10	08/01/11 17:00	1
N-Nitrosodi-n-propylamine	27	U	50	27	ug/Kg	☼	07/13/11 11:10	08/01/11 17:00	1
1,4-Dichlorobenzene	27	U	50	20	ug/Kg	☼	07/13/11 11:10	08/01/11 17:00	1
2-Chloronaphthalene	3.3	U	50	3.3	ug/Kg	☼	07/13/11 11:10	08/01/11 17:00	1
2-Chlorophenol	27	U	50	27	ug/Kg	☼	07/13/11 11:10	08/01/11 17:00	1
4-Chlorophenyl phenyl ether	27	U	50	13	ug/Kg	☼	07/13/11 11:10	08/01/11 17:00	1

Client: Prudent Technologies, Inc
Project/Site: RVAAP

TestAmerica Job ID: 240-1728-1

Client Sample ID: LL1SB-645M-0101-SO
Date Collected: 07/05/11 11:06
Date Received: 07/06/11 13:15

Lab Sample ID: 240-1728-30
Matrix: Solid
Percent Solids: 99.0

Method: 8270C/DoD - Semivolatile Organic Compounds (GC/MS) (Continued)

Analyte	Result	Qualifier	LOQ	DL	Unit	D	Prepared	Analyzed	Dil Fac
Chrysene	**24**		6.7	1.1	ug/Kg	☼	07/13/11 11:10	08/01/11 17:00	1
Dibenz(a,h)anthracene	3.3	U	6.7	3.3	ug/Kg	☼	07/13/11 11:10	08/01/11 17:00	1
Dibenzofuran	3.3	U	50	3.3	ug/Kg	☼	07/13/11 11:10	08/01/11 17:00	1
Benzo[g,h,i]perylene	**23**	**M**	6.7	3.3	ug/Kg	☼	07/13/11 11:10	08/01/11 17:00	1
Benzo[a]pyrene	**19**		6.7	3.3	ug/Kg	☼	07/13/11 11:10	08/01/11 17:00	1
Di-n-butyl phthalate	**35**	**J**	50	15	ug/Kg	☼	07/13/11 11:10	08/01/11 17:00	1
1,2-Dichlorobenzene	27	U Q	50	9.8	ug/Kg	☼	07/13/11 11:10	08/01/11 17:00	1
1,3-Dichlorobenzene	27	U Q	50	11	ug/Kg	☼	07/13/11 11:10	08/01/11 17:00	1
3,3'-Dichlorobenzidine	81	U	100	18	ug/Kg	☼	07/13/11 11:10	08/01/11 17:00	1
2,4-Dichlorophenol	27	U	150	20	ug/Kg	☼	07/13/11 11:10	08/01/11 17:00	1
Diethyl phthalate	27	U	50	16	ug/Kg	☼	07/13/11 11:10	08/01/11 17:00	1
Indeno[1,2,3-cd]pyrene	**13**		6.7	3.3	ug/Kg	☼	07/13/11 11:10	08/01/11 17:00	1
Isophorone	**55**		50	13	ug/Kg	☼	07/13/11 11:10	08/01/11 17:00	1
2-Methylnaphthalene	3.3	U	6.7	3.3	ug/Kg	☼	07/13/11 11:10	08/01/11 17:00	1
2-Methylphenol	81	U	200	81	ug/Kg	☼	07/13/11 11:10	08/01/11 17:00	1
Naphthalene	3.3	U	6.7	3.3	ug/Kg	☼	07/13/11 11:10	08/01/11 17:00	1
2-Nitroaniline	27	U	200	9.2	ug/Kg	☼	07/13/11 11:10	08/01/11 17:00	1
3-Nitroaniline	81	U	200	16	ug/Kg	☼	07/13/11 11:10	08/01/11 17:00	1
4-Nitroaniline	27	U	200	26	ug/Kg	☼	07/13/11 11:10	08/01/11 17:00	1
Nitrobenzene	3.3	U	100	2.2	ug/Kg	☼	07/13/11 11:10	08/01/11 17:00	1
2-Nitrophenol	27	U	50	27	ug/Kg	☼	07/13/11 11:10	08/01/11 17:00	1
4-Nitrophenol	81	U	330	81	ug/Kg	☼	07/13/11 11:10	08/01/11 17:00	1
Pyrene	**35**		6.7	3.3	ug/Kg	☼	07/13/11 11:10	08/01/11 17:00	1
Pentachlorophenol	81	U	150	81	ug/Kg	☼	07/13/11 11:10	08/01/11 17:00	1
Phenanthrene	**27**		6.7	3.3	ug/Kg	☼	07/13/11 11:10	08/01/11 17:00	1
1,2,4-Trichlorobenzene	27	U Q	50	27	ug/Kg	☼	07/13/11 11:10	08/01/11 17:00	1
2,4,5-Trichlorophenol	27	U Q	150	25	ug/Kg	☼	07/13/11 11:10	08/01/11 17:00	1
2,4,6-Trichlorophenol	81	U Q	150	81	ug/Kg	☼	07/13/11 11:10	08/01/11 17:00	1
Phenol	27	U	50	27	ug/Kg	☼	07/13/11 11:10	08/01/11 17:00	1
Carbazole	27	U	50	27	ug/Kg	☼	07/13/11 11:10	08/01/11 17:00	1
4-Chloroaniline	27	U	150	17	ug/Kg	☼	07/13/11 11:10	08/01/11 17:00	1
3 & 4 Methylphenol	81	U	400	20	ug/Kg	☼	07/13/11 11:10	08/01/11 17:00	1
Bis(2-ethylhexyl) phthalate	**160**		50	19	ug/Kg	☼	07/13/11 11:10	08/01/11 17:00	1
Di-n-octyl phthalate	27	U	50	27	ug/Kg	☼	07/13/11 11:10	08/01/11 17:00	1
4-Chloro-3-methylphenol	27	U	150	21	ug/Kg	☼	07/13/11 11:10	08/01/11 17:00	1
bis (2-Chloroisopropyl) ether	27	U	100	9.6	ug/Kg	☼	07/13/11 11:10	08/01/11 17:00	1

Surrogate	*% Recovery*	*Qualifier*	*Limits*	*Prepared*	*Analyzed*	*Dil Fac*
2-Fluorobiphenyl (Surr)	*50*		*45 - 105*	*07/13/11 11:10*	*08/01/11 17:00*	*1*
2-Fluorophenol (Surr)	*58*		*35 - 105*	*07/13/11 11:10*	*08/01/11 17:00*	*1*
Nitrobenzene-d5 (Surr)	*49*		*35 - 100*	*07/13/11 11:10*	*08/01/11 17:00*	*1*
Terphenyl-d14 (Surr)	*68*		*30 - 125*	*07/13/11 11:10*	*08/01/11 17:00*	*1*
2,4,6-Tribromophenol (Surr)	*47*		*35 - 125*	*07/13/11 11:10*	*08/01/11 17:00*	*1*
Phenol-d5 (Surr)	*59*		*40 - 100*	*07/13/11 11:10*	*08/01/11 17:00*	*1*

Method: 8081/DOD - Organochlorine Pesticides (GC)

Analyte	Result	Qualifier	LOQ	DL	Unit	D	Prepared	Analyzed	Dil Fac
4,4'-DDD	3.4	U	10	3.1	ug/Kg	☼	07/13/11 12:29	07/31/11 04:40	5
4,4'-DDE	**110**	**D**	8.6	2.0	ug/Kg	☼	07/13/11 12:29	07/31/11 04:40	5
4,4'-DDT	3.4	U	10	3.2	ug/Kg	☼	07/13/11 12:29	07/31/11 04:40	5
Aldrin	6.7	U	20	6.1	ug/Kg	☼	07/13/11 12:29	07/31/11 04:40	5

Client Sample ID: LL1SB-645M-0101-SO
Date Collected: 07/05/11 11:06
Date Received: 07/06/11 13:15

Lab Sample ID: 240-1728-30
Matrix: Solid
Percent Solids: 99.0

Method: 8081/DOD - Organochlorine Pesticides (GC) (Continued)

Analyte	Result	Qualifier	LOQ	DL	Unit	D	Prepared	Analyzed	Dil Fac
alpha-BHC	6.7	U Q	13	3.7	ug/Kg	☼	07/13/11 12:29	07/31/11 04:40	5
alpha-Chlordane	6.7	U	15	4.8	ug/Kg	☼	07/13/11 12:29	07/31/11 04:40	5
beta-BHC	6.7	U Q	18	5.6	ug/Kg	☼	07/13/11 12:29	07/31/11 04:40	5
delta-BHC	6.7	U	20	6.1	ug/Kg	☼	07/13/11 12:29	07/31/11 04:40	5
Dieldrin	3.4	U	8.6	2.4	ug/Kg	☼	07/13/11 12:29	07/31/11 04:40	5
Endosulfan I	3.4	U	8.6	2.6	ug/Kg	☼	07/13/11 12:29	07/31/11 04:40	5
Endosulfan II	6.7	U	13	4.1	ug/Kg	☼	07/13/11 12:29	07/31/11 04:40	5
Endosulfan sulfate	6.7	U	15	4.4	ug/Kg	☼	07/13/11 12:29	07/31/11 04:40	5
Endrin	3.4	U	8.6	2.5	ug/Kg	☼	07/13/11 12:29	07/31/11 04:40	5
Endrin aldehyde	**34**	**D**	15	5.1	ug/Kg	☼	07/13/11 12:29	07/31/11 04:40	5
Endrin ketone	3.4	U	10	3.2	ug/Kg	☼	07/13/11 12:29	07/31/11 04:40	5
gamma-BHC (Lindane)	6.7	U Q	13	3.7	ug/Kg	☼	07/13/11 12:29	07/31/11 04:40	5
gamma-Chlordane	3.4	U M Q	8.6	2.1	ug/Kg	☼	07/13/11 12:29	07/31/11 04:40	5
Heptachlor	6.7	U	18	5.6	ug/Kg	☼	07/13/11 12:29	07/31/11 04:40	5
Heptachlor epoxide	6.7	U M	13	4.0	ug/Kg	☼	07/13/11 12:29	07/31/11 04:40	5
Methoxychlor	17	U	25	7.6	ug/Kg	☼	07/13/11 12:29	07/31/11 04:40	5
Toxaphene	100	U M	340	96	ug/Kg	☼	07/13/11 12:29	07/31/11 04:40	5

Surrogate	*% Recovery*	*Qualifier*	*Limits*	*Prepared*	*Analyzed*	*Dil Fac*
DCB Decachlorobiphenyl	*134*	*Q*	*55 - 130*	*07/13/11 12:29*	*07/31/11 04:40*	*5*
DCB Decachlorobiphenyl	*129*		*55 - 130*	*07/13/11 12:29*	*07/31/11 04:40*	*5*
Tetrachloro-m-xylene	*395*	*Q*	*70 - 125*	*07/13/11 12:29*	*07/31/11 04:40*	*5*
Tetrachloro-m-xylene	*136*	*Q*	*70 - 125*	*07/13/11 12:29*	*07/31/11 04:40*	*5*

Method: 8082/DOD - Polychlorinated Biphenyls (PCBs) by Gas Chromatography

Analyte	Result	Qualifier	LOQ	DL	Unit	D	Prepared	Analyzed	Dil Fac
Aroclor 1016	130	U	330	110	ug/Kg	☼	07/13/11 13:31	07/23/11 22:32	5
Aroclor 1221	130	U	250	81	ug/Kg	☼	07/13/11 13:31	07/23/11 22:32	5
Aroclor 1232	130	U	230	71	ug/Kg	☼	07/13/11 13:31	07/23/11 22:32	5
Aroclor 1242	130	U	200	66	ug/Kg	☼	07/13/11 13:31	07/23/11 22:32	5
Aroclor 1248	130	U	280	86	ug/Kg	☼	07/13/11 13:31	07/23/11 22:32	5
Aroclor 1254	**1400**	**D**	280	86	ug/Kg	☼	07/13/11 13:31	07/23/11 22:32	5
Aroclor 1260	130	U	280	86	ug/Kg	☼	07/13/11 13:31	07/23/11 22:32	5

Surrogate	*% Recovery*	*Qualifier*	*Limits*	*Prepared*	*Analyzed*	*Dil Fac*
Tetrachloro-m-xylene	*98*		*40 - 140*	*07/13/11 13:31*	*07/23/11 22:32*	*5*
Tetrachloro-m-xylene	*91*		*40 - 140*	*07/13/11 13:31*	*07/23/11 22:32*	*5*
DCB Decachlorobiphenyl	*107*		*60 - 125*	*07/13/11 13:31*	*07/23/11 22:32*	*5*
DCB Decachlorobiphenyl	*108*		*60 - 125*	*07/13/11 13:31*	*07/23/11 22:32*	*5*

Method: 8330 (Modified) - Organic Compounds by UV/HPLC

Analyte	Result	Qualifier	LOQ	MDL	Unit	D	Prepared	Analyzed	Dil Fac
Nitroguanidine	0.040 U		0.25	0.020	mg/kg		07/15/11 12:00	07/27/11 19:33	1

Method: 8330/8330A - Nitroaromatics & Nitramines: Explosives (8330/A)

Analyte	Result	Qualifier	LOQ	MDL	Unit	D	Prepared	Analyzed	Dil Fac
1,3,5-Trinitrobenzene	**0.091**	**J**	0.24	0.019	mg/kg		07/15/11 12:00	07/28/11 06:45	0.96
1,3-Dinitrobenzene	0.096 U		0.24	0.048	mg/kg		07/15/11 12:00	07/28/11 06:45	0.96
2,4,6-Trinitrotoluene	**5.7**		0.24	0.019	mg/kg		07/15/11 12:00	07/28/11 06:45	0.96
2,4-Dinitrotoluene	**0.028**	**J**	0.24	0.019	mg/kg		07/15/11 12:00	07/28/11 06:45	0.96
2,6-Dinitrotoluene	0.096 U		0.24	0.029	mg/kg		07/15/11 12:00	07/28/11 06:45	0.96

Client Sample ID: LL1SB-645M-0101-SO
Date Collected: 07/05/11 11:06
Date Received: 07/06/11 13:15

Lab Sample ID: 240-1728-30
Matrix: Solid

Method: 8330/8330A - Nitroaromatics & Nitramines: Explosives (8330/A) (Continued)

Analyte	Result	Qualifier	LOQ	MDL	Unit	D	Prepared	Analyzed	Dil Fac
2-Amino-4,6-dinitrotoluene	0.15	J	0.24	0.096	mg/kg		07/15/11 12:00	07/28/11 06:45	0.96
2-Nitrotoluene	0.096 U		0.24	0.077	mg/kg		07/15/11 12:00	07/28/11 06:45	0.96
3-Nitrotoluene	0.096 U		0.24	0.067	mg/kg		07/15/11 12:00	07/28/11 06:45	0.96
4-Amino-2,6-dinitrotoluene	0.38		0.24	0.019	mg/kg		07/15/11 12:00	07/28/11 06:45	0.96
4-Nitrotoluene	0.096 U		0.24	0.077	mg/kg		07/15/11 12:00	07/28/11 06:45	0.96
HMX	0.72		0.24	0.029	mg/kg		07/15/11 12:00	07/28/11 06:45	0.96
Nitrobenzene	0.096 U		0.24	0.048	mg/kg		07/15/11 12:00	07/28/11 06:45	0.96
Nitroglycerin	0.24 U		0.48	0.12	mg/kg		07/15/11 12:00	07/28/11 06:45	0.96
PETN	0.24 U		0.48	0.15	mg/kg		07/15/11 12:00	07/28/11 06:45	0.96
RDX	4.7		0.24	0.038	mg/kg		07/15/11 12:00	07/28/11 06:45	0.96
Tetryl	0.096 U		0.24	0.048	mg/kg		07/15/11 12:00	07/28/11 06:45	0.96

Surrogate	*% Recovery*	*Qualifier*	*Limits*	*Prepared*	*Analyzed*	*Dil Fac*
3,4-Dinitrotoluene	*94*		*78 - 108*	*07/15/11 12:00*	*07/28/11 06:45*	*0.96*

Method: 6020/DOD - Metals (ICP/MS)

Analyte	Result	Qualifier	LOQ	DL	Unit	D	Prepared	Analyzed	Dil Fac
Aluminum	4300		10	2.5	mg/Kg	☼	07/19/11 10:57	08/29/11 17:16	1
Antimony	0.084	J	0.20	0.063	mg/Kg	☼	07/19/11 10:57	08/29/11 17:16	1
Arsenic	5.8		0.50	0.053	mg/Kg	☼	07/19/11 10:57	08/29/11 17:16	1
Barium	39	B	0.50	0.13	mg/Kg	☼	07/19/11 10:57	08/29/11 17:16	1
Beryllium	0.35		0.10	0.0035	mg/Kg	☼	07/19/11 10:57	08/29/11 17:16	1
Cadmium	3.8		0.20	0.0031	mg/Kg	☼	07/19/11 10:57	08/29/11 17:16	1
Calcium	9000	J	200	40	mg/Kg	☼	07/19/11 10:57	08/29/11 17:16	1
Chromium	29	J	0.50	0.16	mg/Kg	☼	07/19/11 10:57	08/29/11 17:16	1
Cobalt	5.4		0.10	0.0045	mg/Kg	☼	07/19/11 10:57	08/29/11 17:16	1
Copper	22		0.40	0.11	mg/Kg	☼	07/19/11 10:57	08/29/11 17:16	1
Iron	19000	J	50	11	mg/Kg	☼	07/19/11 10:57	08/29/11 17:16	1
Lead	53	D J	1.5	0.36	mg/Kg	☼	07/19/11 10:57	08/29/11 17:32	5
Magnesium	1700		100	9.0	mg/Kg	☼	07/19/11 10:57	08/29/11 17:16	1
Manganese	600	D J	2.5	0.81	mg/Kg	☼	07/19/11 10:57	08/29/11 17:32	5
Nickel	20		0.50	0.087	mg/Kg	☼	07/19/11 10:57	08/29/11 17:16	1
Potassium	590		100	3.8	mg/Kg	☼	07/19/11 10:57	08/29/11 17:16	1
Selenium	0.44	J	0.50	0.021	mg/Kg	☼	07/19/11 10:57	08/29/11 17:16	1
Silver	0.018	J	0.10	0.016	mg/Kg	☼	07/19/11 10:57	08/29/11 17:16	1
Sodium	60	J	100	14	mg/Kg	☼	07/19/11 10:57	08/29/11 17:16	1
Thallium	0.12	J	0.20	0.057	mg/Kg	☼	07/19/11 10:57	08/29/11 17:16	1
Vanadium	8.1		0.50	0.044	mg/Kg	☼	07/19/11 10:57	08/29/11 17:16	1
Zinc	100	B J	4.0	1.0	mg/Kg	☼	07/19/11 10:57	08/29/11 17:16	1

Method: 7471/DOD - Mercury (CVAA)

Analyte	Result	Qualifier	LOQ	DL	Unit	D	Prepared	Analyzed	Dil Fac
Mercury	0.021	J	0.098	0.014	mg/Kg	☼	07/19/11 14:45	07/22/11 18:23	1

General Chemistry

Analyte	Result	Qualifier	LOQ	DL	Unit	D	Prepared	Analyzed	Dil Fac
Hexavalent chromium	0.81	U	0.81	0.27	mg/Kg	☼	07/18/11 14:13	07/20/11 16:35	1

Analyte	Result	Qualifier	LOQ	MDL	Unit	D	Prepared	Analyzed	Dil Fac
Nitrocellulose	3.5	J	5.0	0.79	mg/kg	☼	07/20/11 05:35	07/21/11 13:11	1

Client Sample Results

Client: Prudent Technologies, Inc
Project/Site: RVAAP

TestAmerica Job ID: 240-1728-1

Client Sample ID: LL1SB-645V-0101-SO

Date Collected: 07/05/11 11:10
Date Received: 07/06/11 13:15

Lab Sample ID: 240-1728-31

Matrix: Solid

Method: 8260B/DoD - Volatile Organic Compounds (GC/MS)

Analyte	Result	Qualifier	LOQ	DL	Unit	D	Prepared	Analyzed	Dil Fac
1,1,1-Trichloroethane	5.9	U	150	12	ug/Kg		07/12/11 14:55	07/12/11 19:50	1
1,1,2,2-Tetrachloroethane	15	U	150	5.3	ug/Kg		07/12/11 14:55	07/12/11 19:50	1
1,1,2-Trichloroethane	15	U	150	7.1	ug/Kg		07/12/11 14:55	07/12/11 19:50	1
1,1-Dichloroethane	15	U	150	10	ug/Kg		07/12/11 14:55	07/12/11 19:50	1
1,1-Dichloroethene	15	U	150	11	ug/Kg		07/12/11 14:55	07/12/11 19:50	1
1,2-Dichloroethane	15	U	150	5.9	ug/Kg		07/12/11 14:55	07/12/11 19:50	1
1,2-Dichloroethene, Total	4.9	U	300	4.9	ug/Kg		07/12/11 14:55	07/12/11 19:50	1
1,2-Dichloropropane	5.9	U	150	4.9	ug/Kg		07/12/11 14:55	07/12/11 19:50	1
2-Butanone	59	U	590	25	ug/Kg		07/12/11 14:55	07/12/11 19:50	1
2-Hexanone	30	U	590	12	ug/Kg		07/12/11 14:55	07/12/11 19:50	1
4-Methyl-2-pentanone	59	U	590	28	ug/Kg		07/12/11 14:55	07/12/11 19:50	1
Acetone	120	U	590	100	ug/Kg		07/12/11 14:55	07/12/11 19:50	1
Benzene	15	U	150	7.1	ug/Kg		07/12/11 14:55	07/12/11 19:50	1
Bromoform	15	U	150	11	ug/Kg		07/12/11 14:55	07/12/11 19:50	1
Bromomethane	30	U	150	17	ug/Kg		07/12/11 14:55	07/12/11 19:50	1
Carbon disulfide	15	U	150	7.1	ug/Kg		07/12/11 14:55	07/12/11 19:50	1
Carbon tetrachloride	5.9	U	150	3.8	ug/Kg		07/12/11 14:55	07/12/11 19:50	1
Chlorobenzene	5.9	U	150	3.8	ug/Kg		07/12/11 14:55	07/12/11 19:50	1
Chloromethane	15	U	150	8.3	ug/Kg		07/12/11 14:55	07/12/11 19:50	1
cis-1,2-Dichloroethene	5.9	U	150	4.1	ug/Kg		07/12/11 14:55	07/12/11 19:50	1
cis-1,3-Dichloropropene	5.9	U	150	4.7	ug/Kg		07/12/11 14:55	07/12/11 19:50	1
Dibromochloromethane	15	U	150	7.1	ug/Kg		07/12/11 14:55	07/12/11 19:50	1
Bromodichloromethane	15	U	150	5.9	ug/Kg		07/12/11 14:55	07/12/11 19:50	1
Ethylbenzene	5.9	U	150	3.2	ug/Kg		07/12/11 14:55	07/12/11 19:50	1
Methylene Chloride	**74**	**J**	150	46	ug/Kg		07/12/11 14:55	07/12/11 19:50	1
Styrene	5.9	U	150	3.3	ug/Kg		07/12/11 14:55	07/12/11 19:50	1
Tetrachloroethene	15	U	150	7.1	ug/Kg		07/12/11 14:55	07/12/11 19:50	1
Toluene	15	U	150	10	ug/Kg		07/12/11 14:55	07/12/11 19:50	1
trans-1,2-Dichloroethene	15	U	150	5.4	ug/Kg		07/12/11 14:55	07/12/11 19:50	1
trans-1,3-Dichloropropene	15	U	150	12	ug/Kg		07/12/11 14:55	07/12/11 19:50	1
Trichloroethene	15	U	150	5.7	ug/Kg		07/12/11 14:55	07/12/11 19:50	1
Vinyl chloride	15	U	150	11	ug/Kg		07/12/11 14:55	07/12/11 19:50	1
Xylenes (total)	18	U	300	4.8	ug/Kg		07/12/11 14:55	07/12/11 19:50	1
Chloroform	15	U	150	5.2	ug/Kg		07/12/11 14:55	07/12/11 19:50	1
Bromochloromethane	15	U	150	7.7	ug/Kg		07/12/11 14:55	07/12/11 19:50	1
1,2-Dibromoethane	15	U	150	5.9	ug/Kg		07/12/11 14:55	07/12/11 19:50	1
Chloroethane	59	U	150	36	ug/Kg		07/12/11 14:55	07/12/11 19:50	1

Surrogate	*% Recovery*	*Qualifier*	*Limits*	*Prepared*	*Analyzed*	*Dil Fac*
Toluene-d8 (Surr)	*75*	*Q*	*85 - 115*	*07/12/11 14:55*	*07/12/11 19:50*	*1*
1,2-Dichloroethane-d4 (Surr)	*84*		*61 - 130*	*07/12/11 14:55*	*07/12/11 19:50*	*1*
4-Bromofluorobenzene (Surr)	*74*	*Q*	*85 - 120*	*07/12/11 14:55*	*07/12/11 19:50*	*1*
Dibromofluoromethane (Surr)	*69*		*59 - 138*	*07/12/11 14:55*	*07/12/11 19:50*	*1*

Client: Prudent Technologies, Inc
Project/Site: RVAAP

TestAmerica Job ID: 240-1728-1

Client Sample ID: LL1SB-645M-0102-SO
Date Collected: 07/05/11 11:07
Date Received: 07/06/11 13:15

Lab Sample ID: 240-1728-32
Matrix: Solid
Percent Solids: 98.5

Method: 8270C/DoD - Semivolatile Organic Compounds (GC/MS)

Analyte	Result	Qualifier	LOQ	DL	Unit	D	Prepared	Analyzed	Dil Fac
Acenaphthene	**18**		6.8	3.3	ug/Kg	☼	07/13/11 11:10	08/08/11 17:19	1
Acenaphthylene	3.3	U	6.8	3.3	ug/Kg	☼	07/13/11 11:10	08/08/11 17:19	1
Anthracene	**58**		6.8	3.3	ug/Kg	☼	07/13/11 11:10	08/08/11 17:19	1
Benzo[a]anthracene	**120**		6.8	3.3	ug/Kg	☼	07/13/11 11:10	08/08/11 17:19	1
Benzoic acid	340	U	670	340	ug/Kg	☼	07/13/11 11:10	08/08/11 17:19	1
Benzo[b]fluoranthene	**130**	**M**	6.8	3.3	ug/Kg	☼	07/13/11 11:10	08/08/11 17:19	1
Benzo[k]fluoranthene	**62**	**M**	6.8	3.3	ug/Kg	☼	07/13/11 11:10	08/08/11 17:19	1
Benzyl alcohol	27	U	330	21	ug/Kg	☼	07/13/11 11:10	08/08/11 17:19	1
Bis(2-chloroethoxy)methane	27	U	100	22	ug/Kg	☼	07/13/11 11:10	08/08/11 17:19	1
Bis(2-chloroethyl)ether	3.3	U	100	2.0	ug/Kg	☼	07/13/11 11:10	08/08/11 17:19	1
4-Bromophenyl phenyl ether	27	U	51	13	ug/Kg	☼	07/13/11 11:10	08/08/11 17:19	1
Butyl benzyl phthalate	27	U	51	10	ug/Kg	☼	07/13/11 11:10	08/08/11 17:19	1
2,4-Dimethylphenol	81	U	150	20	ug/Kg	☼	07/13/11 11:10	08/08/11 17:19	1
Dimethyl phthalate	27	U	51	17	ug/Kg	☼	07/13/11 11:10	08/08/11 17:19	1
4,6-Dinitro-2-methylphenol	81	U	150	81	ug/Kg	☼	07/13/11 11:10	08/08/11 17:19	1
2,4-Dinitrophenol	81	U	330	81	ug/Kg	☼	07/13/11 11:10	08/08/11 17:19	1
2,4-Dinitrotoluene	27	U	200	27	ug/Kg	☼	07/13/11 11:10	08/08/11 17:19	1
2,6-Dinitrotoluene	27	U	200	21	ug/Kg	☼	07/13/11 11:10	08/08/11 17:19	1
Fluoranthene	**300**		6.8	3.3	ug/Kg	☼	07/13/11 11:10	08/08/11 17:19	1
Fluorene	**23**		6.8	3.3	ug/Kg	☼	07/13/11 11:10	08/08/11 17:19	1
Hexachlorobenzene	3.3	U	6.8	2.1	ug/Kg	☼	07/13/11 11:10	08/08/11 17:19	1
Hexachlorobutadiene	27	U Q	51	27	ug/Kg	☼	07/13/11 11:10	08/08/11 17:19	1
Hexachlorocyclopentadiene	27	U	330	27	ug/Kg	☼	07/13/11 11:10	08/08/11 17:19	1
Hexachloroethane	27	U	51	9.1	ug/Kg	☼	07/13/11 11:10	08/08/11 17:19	1
N-Nitrosodiphenylamine	27	U	51	21	ug/Kg	☼	07/13/11 11:10	08/08/11 17:19	1
N-Nitrosodi-n-propylamine	27	U	51	27	ug/Kg	☼	07/13/11 11:10	08/08/11 17:19	1
1,4-Dichlorobenzene	27	U	51	20	ug/Kg	☼	07/13/11 11:10	08/08/11 17:19	1
2-Chloronaphthalene	3.3	U	51	3.3	ug/Kg	☼	07/13/11 11:10	08/08/11 17:19	1
2-Chlorophenol	27	U	51	27	ug/Kg	☼	07/13/11 11:10	08/08/11 17:19	1
4-Chlorophenyl phenyl ether	27	U	51	13	ug/Kg	☼	07/13/11 11:10	08/08/11 17:19	1
Chrysene	**120**		6.8	1.1	ug/Kg	☼	07/13/11 11:10	08/08/11 17:19	1
Dibenz(a,h)anthracene	**14**		6.8	3.3	ug/Kg	☼	07/13/11 11:10	08/08/11 17:19	1
Dibenzofuran	**16**	**J**	51	3.3	ug/Kg	☼	07/13/11 11:10	08/08/11 17:19	1
Benzo[g,h,i]perylene	**62**		6.8	3.3	ug/Kg	☼	07/13/11 11:10	08/08/11 17:19	1
Benzo[a]pyrene	**99**		6.8	3.3	ug/Kg	☼	07/13/11 11:10	08/08/11 17:19	1
Di-n-butyl phthalate	**23**	**J**	51	15	ug/Kg	☼	07/13/11 11:10	08/08/11 17:19	1
1,2-Dichlorobenzene	27	U Q	51	9.8	ug/Kg	☼	07/13/11 11:10	08/08/11 17:19	1
1,3-Dichlorobenzene	27	U Q	51	11	ug/Kg	☼	07/13/11 11:10	08/08/11 17:19	1
3,3'-Dichlorobenzidine	81	U	100	18	ug/Kg	☼	07/13/11 11:10	08/08/11 17:19	1
2,4-Dichlorophenol	27	U	150	20	ug/Kg	☼	07/13/11 11:10	08/08/11 17:19	1
Diethyl phthalate	**26**	**J**	51	16	ug/Kg	☼	07/13/11 11:10	08/08/11 17:19	1
Indeno[1,2,3-cd]pyrene	**58**		6.8	3.3	ug/Kg	☼	07/13/11 11:10	08/08/11 17:19	1
Isophorone	27	U	51	13	ug/Kg	☼	07/13/11 11:10	08/08/11 17:19	1
2-Methylnaphthalene	**11**		6.8	3.3	ug/Kg	☼	07/13/11 11:10	08/08/11 17:19	1
2-Methylphenol	81	U	200	81	ug/Kg	☼	07/13/11 11:10	08/08/11 17:19	1
Naphthalene	**6.8**		6.8	3.3	ug/Kg	☼	07/13/11 11:10	08/08/11 17:19	1
2-Nitroaniline	27	U	200	9.2	ug/Kg	☼	07/13/11 11:10	08/08/11 17:19	1
3-Nitroaniline	81	U	200	16	ug/Kg	☼	07/13/11 11:10	08/08/11 17:19	1
4-Nitroaniline	27	U	200	26	ug/Kg	☼	07/13/11 11:10	08/08/11 17:19	1
Nitrobenzene	3.3	U	100	2.2	ug/Kg	☼	07/13/11 11:10	08/08/11 17:19	1

Client: Prudent Technologies, Inc
Project/Site: RVAAP

TestAmerica Job ID: 240-1728-1

Client Sample ID: LL1SB-645M-0102-SO
Date Collected: 07/05/11 11:07
Date Received: 07/06/11 13:15

Lab Sample ID: 240-1728-32
Matrix: Solid
Percent Solids: 98.5

Method: 8270C/DoD - Semivolatile Organic Compounds (GC/MS) (Continued)

Analyte	Result	Qualifier	LOQ	DL	Unit	D	Prepared	Analyzed	Dil Fac
2-Nitrophenol	27	U	51	27	ug/Kg	☼	07/13/11 11:10	08/08/11 17:19	1
4-Nitrophenol	81	U	330	81	ug/Kg	☼	07/13/11 11:10	08/08/11 17:19	1
Pyrene	**230**		6.8	3.3	ug/Kg	☼	07/13/11 11:10	08/08/11 17:19	1
Pentachlorophenol	81	U	150	81	ug/Kg	☼	07/13/11 11:10	08/08/11 17:19	1
Phenanthrene	**210**		6.8	3.3	ug/Kg	☼	07/13/11 11:10	08/08/11 17:19	1
1,2,4-Trichlorobenzene	27	U Q	51	27	ug/Kg	☼	07/13/11 11:10	08/08/11 17:19	1
2,4,5-Trichlorophenol	27	U Q	150	25	ug/Kg	☼	07/13/11 11:10	08/08/11 17:19	1
2,4,6-Trichlorophenol	81	U Q	150	81	ug/Kg	☼	07/13/11 11:10	08/08/11 17:19	1
Phenol	27	U	51	27	ug/Kg	☼	07/13/11 11:10	08/08/11 17:19	1
Carbazole	27	U	51	27	ug/Kg	☼	07/13/11 11:10	08/08/11 17:19	1
4-Chloroaniline	27	U	150	17	ug/Kg	☼	07/13/11 11:10	08/08/11 17:19	1
3 & 4 Methylphenol	81	U	410	20	ug/Kg	☼	07/13/11 11:10	08/08/11 17:19	1
Bis(2-ethylhexyl) phthalate	**170**		51	19	ug/Kg	☼	07/13/11 11:10	08/08/11 17:19	1
Di-n-octyl phthalate	27	U	51	27	ug/Kg	☼	07/13/11 11:10	08/08/11 17:19	1
4-Chloro-3-methylphenol	27	U	150	21	ug/Kg	☼	07/13/11 11:10	08/08/11 17:19	1
bis (2-Chloroisopropyl) ether	27	U	100	9.6	ug/Kg	☼	07/13/11 11:10	08/08/11 17:19	1

Surrogate	*% Recovery*	*Qualifier*	*Limits*	*Prepared*	*Analyzed*	*Dil Fac*
2-Fluorobiphenyl (Surr)	*62*		*45 - 105*	*07/13/11 11:10*	*08/08/11 17:19*	*1*
2-Fluorophenol (Surr)	*60*		*35 - 105*	*07/13/11 11:10*	*08/08/11 17:19*	*1*
Nitrobenzene-d5 (Surr)	*58*		*35 - 100*	*07/13/11 11:10*	*08/08/11 17:19*	*1*
Terphenyl-d14 (Surr)	*80*		*30 - 125*	*07/13/11 11:10*	*08/08/11 17:19*	*1*
2,4,6-Tribromophenol (Surr)	*34*	*Q*	*35 - 125*	*07/13/11 11:10*	*08/08/11 17:19*	*1*
Phenol-d5 (Surr)	*73*		*40 - 100*	*07/13/11 11:10*	*08/08/11 17:19*	*1*

Method: 8081/DOD - Organochlorine Pesticides (GC)

Analyte	Result	Qualifier	LOQ	DL	Unit	D	Prepared	Analyzed	Dil Fac
4,4'-DDD	14	U	41	13	ug/Kg	☼	07/13/11 12:29	08/04/11 22:38	20
4,4'-DDE	**210**	**D**	35	7.9	ug/Kg	☼	07/13/11 12:29	08/04/11 22:38	20
4,4'-DDT	14	U	41	13	ug/Kg	☼	07/13/11 12:29	08/04/11 22:38	20
Aldrin	27	U	81	24	ug/Kg	☼	07/13/11 12:29	08/04/11 22:38	20
alpha-BHC	27	U Q	51	15	ug/Kg	☼	07/13/11 12:29	08/04/11 22:38	20
alpha-Chlordane	27	U	61	19	ug/Kg	☼	07/13/11 12:29	08/04/11 22:38	20
beta-BHC	27	U Q	71	22	ug/Kg	☼	07/13/11 12:29	08/04/11 22:38	20
delta-BHC	27	U	81	24	ug/Kg	☼	07/13/11 12:29	08/04/11 22:38	20
Dieldrin	14	U	35	9.6	ug/Kg	☼	07/13/11 12:29	08/04/11 22:38	20
Endosulfan I	**13**	**J D**	35	11	ug/Kg	☼	07/13/11 12:29	08/04/11 22:38	20
Endosulfan II	27	U	51	17	ug/Kg	☼	07/13/11 12:29	08/04/11 22:38	20
Endosulfan sulfate	27	U	61	18	ug/Kg	☼	07/13/11 12:29	08/04/11 22:38	20
Endrin	**16**	**J D**	35	10	ug/Kg	☼	07/13/11 12:29	08/04/11 22:38	20
Endrin aldehyde	**420**	**D**	61	20	ug/Kg	☼	07/13/11 12:29	08/04/11 22:38	20
Endrin ketone	14	U	41	13	ug/Kg	☼	07/13/11 12:29	08/04/11 22:38	20
gamma-BHC (Lindane)	27	U Q	51	15	ug/Kg	☼	07/13/11 12:29	08/04/11 22:38	20
gamma-Chlordane	**650**	**D Q**	35	8.5	ug/Kg	☼	07/13/11 12:29	08/04/11 22:38	20
Heptachlor	27	U	71	22	ug/Kg	☼	07/13/11 12:29	08/04/11 22:38	20
Heptachlor epoxide	27	U	51	16	ug/Kg	☼	07/13/11 12:29	08/04/11 22:38	20
Methoxychlor	67	U	100	31	ug/Kg	☼	07/13/11 12:29	08/04/11 22:38	20
Toxaphene	410	U M	1400	390	ug/Kg	☼	07/13/11 12:29	08/04/11 22:38	20

Surrogate	*% Recovery*	*Qualifier*	*Limits*	*Prepared*	*Analyzed*	*Dil Fac*
DCB Decachlorobiphenyl	*123*		*55 - 130*	*07/13/11 12:29*	*08/04/11 22:38*	*20*

Client Sample ID: LL1SB-645M-0102-SO

Date Collected: 07/05/11 11:07
Date Received: 07/06/11 13:15

Lab Sample ID: 240-1728-32

Matrix: Solid
Percent Solids: 98.5

Method: 8081/DOD - Organochlorine Pesticides (GC) (Continued)

Surrogate	% Recovery	Qualifier	Limits	Prepared	Analyzed	Dil Fac
DCB Decachlorobiphenyl	113		55 - 130	07/13/11 12:29	08/04/11 22:38	20
Tetrachloro-m-xylene	265	Q	70 - 125	07/13/11 12:29	08/04/11 22:38	20
Tetrachloro-m-xylene	102		70 - 125	07/13/11 12:29	08/04/11 22:38	20

Method: 8082/DOD - Polychlorinated Biphenyls (PCBs) by Gas Chromatography

Analyte	Result	Qualifier	LOQ	DL	Unit	D	Prepared	Analyzed	Dil Fac
Aroclor 1016	2500	U	6600	2100	ug/Kg	☼	07/13/11 13:31	07/23/11 22:47	100
Aroclor 1221	2500	U	5100	1600	ug/Kg	☼	07/13/11 13:31	07/23/11 22:47	100
Aroclor 1232	2500	U	4600	1400	ug/Kg	☼	07/13/11 13:31	07/23/11 22:47	100
Aroclor 1242	2500	U	4100	1300	ug/Kg	☼	07/13/11 13:31	07/23/11 22:47	100
Aroclor 1248	2500	U	5600	1700	ug/Kg	☼	07/13/11 13:31	07/23/11 22:47	100
Aroclor 1254	**18000**	**D**	5600	1700	ug/Kg	☼	07/13/11 13:31	07/23/11 22:47	100
Aroclor 1260	2500	U	5600	1700	ug/Kg	☼	07/13/11 13:31	07/23/11 22:47	100

Surrogate	% Recovery	Qualifier	Limits	Prepared	Analyzed	Dil Fac
Tetrachloro-m-xylene	0	Q	40 - 140	07/13/11 13:31	07/23/11 22:47	100
Tetrachloro-m-xylene	0	Q	40 - 140	07/13/11 13:31	07/23/11 22:47	100
DCB Decachlorobiphenyl	0	Q	60 - 125	07/13/11 13:31	07/23/11 22:47	100
DCB Decachlorobiphenyl	0	Q	60 - 125	07/13/11 13:31	07/23/11 22:47	100

Method: 8330 (Modified) - Organic Compounds by UV/HPLC

Analyte	Result	Qualifier	LOQ	MDL	Unit	D	Prepared	Analyzed	Dil Fac
Nitroguanidine	0.039 U		0.24	0.020	mg/kg		07/15/11 12:00	07/27/11 19:47	0.98

Method: 8330/8330A - Nitroaromatics & Nitramines: Explosives (8330/A)

Analyte	Result	Qualifier	LOQ	MDL	Unit	D	Prepared	Analyzed	Dil Fac
1,3,5-Trinitrobenzene	0.10 U		0.25	0.020	mg/kg		07/15/11 12:00	07/28/11 07:25	1
1,3-Dinitrobenzene	0.10 U		0.25	0.050	mg/kg		07/15/11 12:00	07/28/11 07:25	1
2,4,6-Trinitrotoluene	**0.19**	**J**	0.25	0.020	mg/kg		07/15/11 12:00	07/28/11 07:25	1
2,4-Dinitrotoluene	0.10 U		0.25	0.020	mg/kg		07/15/11 12:00	07/28/11 07:25	1
2,6-Dinitrotoluene	0.10 U		0.25	0.030	mg/kg		07/15/11 12:00	07/28/11 07:25	1
2-Amino-4,6-dinitrotoluene	0.10 U		0.25	0.10	mg/kg		07/15/11 12:00	07/28/11 07:25	1
2-Nitrotoluene	0.10 U		0.25	0.080	mg/kg		07/15/11 12:00	07/28/11 07:25	1
3-Nitrotoluene	0.10 U		0.25	0.070	mg/kg		07/15/11 12:00	07/28/11 07:25	1
4-Amino-2,6-dinitrotoluene	**0.13**	**J**	0.25	0.020	mg/kg		07/15/11 12:00	07/28/11 07:25	1
4-Nitrotoluene	0.10 U		0.25	0.080	mg/kg		07/15/11 12:00	07/28/11 07:25	1
HMX	**0.15**	**J**	0.25	0.030	mg/kg		07/15/11 12:00	07/28/11 07:25	1
Nitrobenzene	0.10 U		0.25	0.050	mg/kg		07/15/11 12:00	07/28/11 07:25	1
Nitroglycerin	0.25 U		0.50	0.13	mg/kg		07/15/11 12:00	07/28/11 07:25	1
PETN	0.25 U		0.50	0.16	mg/kg		07/15/11 12:00	07/28/11 07:25	1
RDX	**0.34**		0.25	0.040	mg/kg		07/15/11 12:00	07/28/11 07:25	1
Tetryl	0.10 U		0.25	0.050	mg/kg		07/15/11 12:00	07/28/11 07:25	1

Surrogate	% Recovery	Qualifier	Limits	Prepared	Analyzed	Dil Fac
3,4-Dinitrotoluene	92		78 - 108	07/15/11 12:00	07/28/11 07:25	1

Method: 6020/DOD - Metals (ICP/MS)

Analyte	Result	Qualifier	LOQ	DL	Unit	D	Prepared	Analyzed	Dil Fac
Aluminum	**6200**	**D**	49	12	mg/Kg	☼	07/15/11 12:40	08/29/11 14:41	5
Antimony	0.15	U	0.20	0.061	mg/Kg	☼	07/15/11 12:40	08/25/11 23:15	1
Arsenic	**5.5**		0.49	0.051	mg/Kg	☼	07/15/11 12:40	08/25/11 23:15	1

Client Sample ID: LL1SB-645M-0102-SO

Lab Sample ID: 240-1728-32

Date Collected: 07/05/11 11:07
Date Received: 07/06/11 13:15

Matrix: Solid
Percent Solids: 98.5

Method: 6020/DOD - Metals (ICP/MS) (Continued)

Analyte	Result	Qualifier	LOQ	DL	Unit	D	Prepared	Analyzed	Dil Fac
Barium	71		0.49	0.13	mg/Kg	☼	07/15/11 12:40	08/25/11 23:15	1
Beryllium	0.59	D	0.49	0.017	mg/Kg	☼	07/15/11 12:40	08/29/11 14:41	5
Cadmium	0.44	J D	0.99	0.015	mg/Kg	☼	07/15/11 12:40	08/29/11 14:41	5
Calcium	29000	D	990	200	mg/Kg	☼	07/15/11 12:40	08/29/11 14:41	5
Chromium	27		0.49	0.16	mg/Kg	☼	07/15/11 12:40	08/25/11 23:15	1
Cobalt	4.0	D	0.49	0.022	mg/Kg	☼	07/15/11 12:40	08/29/11 14:41	5
Copper	12		0.39	0.11	mg/Kg	☼	07/15/11 12:40	08/25/11 23:15	1
Iron	13000		49	11	mg/Kg	☼	07/15/11 12:40	08/25/11 23:15	1
Lead	75		0.30	0.069	mg/Kg	☼	07/15/11 12:40	08/25/11 23:15	1
Magnesium	2800		99	8.8	mg/Kg	☼	07/15/11 12:40	08/25/11 23:15	1
Manganese	690	D	2.5	0.79	mg/Kg	☼	07/15/11 12:40	08/29/11 14:41	5
Nickel	17		0.49	0.085	mg/Kg	☼	07/15/11 12:40	08/25/11 23:15	1
Potassium	690		99	3.7	mg/Kg	☼	07/15/11 12:40	08/25/11 23:15	1
Selenium	0.65		0.49	0.020	mg/Kg	☼	07/15/11 12:40	08/25/11 23:15	1
Silver	0.25	U	0.49	0.079	mg/Kg	☼	07/15/11 12:40	08/29/11 14:41	5
Sodium	96	J	99	14	mg/Kg	☼	07/15/11 12:40	08/25/11 23:15	1
Thallium	0.093	J	0.20	0.055	mg/Kg	☼	07/15/11 12:40	08/25/11 23:15	1
Vanadium	8.8		0.49	0.043	mg/Kg	☼	07/15/11 12:40	08/25/11 23:15	1
Zinc	63	D	20	4.9	mg/Kg	☼	07/15/11 12:40	08/29/11 14:41	5

Method: 7471/DOD - Mercury (CVAA)

Analyte	Result	Qualifier	LOQ	DL	Unit	D	Prepared	Analyzed	Dil Fac
Mercury	0.043	J	0.091	0.013	mg/Kg	☼	07/15/11 15:30	07/18/11 17:10	1

General Chemistry

Analyte	Result	Qualifier	LOQ	DL	Unit	D	Prepared	Analyzed	Dil Fac
Hexavalent chromium	0.81	U	0.81	0.27	mg/Kg	☼	07/18/11 14:13	07/20/11 16:38	1

Analyte	Result	Qualifier	LOQ	MDL	Unit	D	Prepared	Analyzed	Dil Fac
Nitrocellulose	1.4	J	5.1	0.79	mg/kg	☼	07/20/11 05:35	07/21/11 13:13	1

Client Sample ID: LL1SB-645V-0102-SO

Lab Sample ID: 240-1728-33

Date Collected: 07/05/11 11:14
Date Received: 07/06/11 13:15

Matrix: Solid

Method: 8260B/DoD - Volatile Organic Compounds (GC/MS)

Analyte	Result	Qualifier	LOQ	DL	Unit	D	Prepared	Analyzed	Dil Fac
1,1,1-Trichloroethane	11	U	270	23	ug/Kg		07/12/11 14:55	07/12/11 20:12	1
1,1,2,2-Tetrachloroethane	27	U	270	9.6	ug/Kg		07/12/11 14:55	07/12/11 20:12	1
1,1,2-Trichloroethane	27	U	270	13	ug/Kg		07/12/11 14:55	07/12/11 20:12	1
1,1-Dichloroethane	27	U	270	18	ug/Kg		07/12/11 14:55	07/12/11 20:12	1
1,1-Dichloroethene	27	U	270	19	ug/Kg		07/12/11 14:55	07/12/11 20:12	1
1,2-Dichloroethane	27	U	270	11	ug/Kg		07/12/11 14:55	07/12/11 20:12	1
1,2-Dichloroethene, Total	8.8	U	540	8.8	ug/Kg		07/12/11 14:55	07/12/11 20:12	1
1,2-Dichloropropane	11	U	270	8.8	ug/Kg		07/12/11 14:55	07/12/11 20:12	1
2-Butanone	110	U	1100	46	ug/Kg		07/12/11 14:55	07/12/11 20:12	1
2-Hexanone	54	U	1100	21	ug/Kg		07/12/11 14:55	07/12/11 20:12	1
4-Methyl-2-pentanone	110	U	1100	52	ug/Kg		07/12/11 14:55	07/12/11 20:12	1
Acetone	210	U	1100	180	ug/Kg		07/12/11 14:55	07/12/11 20:12	1
Benzene	27	U	270	13	ug/Kg		07/12/11 14:55	07/12/11 20:12	1
Bromoform	27	U	270	20	ug/Kg		07/12/11 14:55	07/12/11 20:12	1

Client Sample ID: LL1SB-645V-0102-SO

Lab Sample ID: 240-1728-33

Date Collected: 07/05/11 11:14

Matrix: Solid

Date Received: 07/06/11 13:15

Method: 8260B/DoD - Volatile Organic Compounds (GC/MS) (Continued)

Analyte	Result	Qualifier	LOQ	DL	Unit	D	Prepared	Analyzed	Dil Fac
Bromomethane	54	U	270	31	ug/Kg		07/12/11 14:55	07/12/11 20:12	1
Carbon disulfide	27	U	270	13	ug/Kg		07/12/11 14:55	07/12/11 20:12	1
Carbon tetrachloride	11	U	270	6.9	ug/Kg		07/12/11 14:55	07/12/11 20:12	1
Chlorobenzene	11	U	270	6.9	ug/Kg		07/12/11 14:55	07/12/11 20:12	1
Chloromethane	27	U	270	15	ug/Kg		07/12/11 14:55	07/12/11 20:12	1
cis-1,2-Dichloroethene	11	U	270	7.4	ug/Kg		07/12/11 14:55	07/12/11 20:12	1
cis-1,3-Dichloropropene	11	U	270	8.5	ug/Kg		07/12/11 14:55	07/12/11 20:12	1
Dibromochloromethane	27	U	270	13	ug/Kg		07/12/11 14:55	07/12/11 20:12	1
Bromodichloromethane	27	U	270	11	ug/Kg		07/12/11 14:55	07/12/11 20:12	1
Ethylbenzene	11	U	270	5.8	ug/Kg		07/12/11 14:55	07/12/11 20:12	1
Methylene Chloride	**100**	**J**	270	83	ug/Kg		07/12/11 14:55	07/12/11 20:12	1
Styrene	11	U	270	6.0	ug/Kg		07/12/11 14:55	07/12/11 20:12	1
Tetrachloroethene	27	U	270	13	ug/Kg		07/12/11 14:55	07/12/11 20:12	1
Toluene	27	U	270	18	ug/Kg		07/12/11 14:55	07/12/11 20:12	1
trans-1,2-Dichloroethene	27	U	270	9.9	ug/Kg		07/12/11 14:55	07/12/11 20:12	1
trans-1,3-Dichloropropene	27	U	270	21	ug/Kg		07/12/11 14:55	07/12/11 20:12	1
Trichloroethene	27	U	270	10	ug/Kg		07/12/11 14:55	07/12/11 20:12	1
Vinyl chloride	27	U	270	19	ug/Kg		07/12/11 14:55	07/12/11 20:12	1
Xylenes (total)	32	U	540	8.7	ug/Kg		07/12/11 14:55	07/12/11 20:12	1
Chloroform	27	U	270	9.4	ug/Kg		07/12/11 14:55	07/12/11 20:12	1
Bromochloromethane	27	U	270	14	ug/Kg		07/12/11 14:55	07/12/11 20:12	1
1,2-Dibromoethane	27	U	270	11	ug/Kg		07/12/11 14:55	07/12/11 20:12	1
Chloroethane	110	U	270	65	ug/Kg		07/12/11 14:55	07/12/11 20:12	1

Surrogate	*% Recovery*	*Qualifier*	*Limits*	*Prepared*	*Analyzed*	*Dil Fac*
Toluene-d8 (Surr)	*80*	*Q*	*85 - 115*	*07/12/11 14:55*	*07/12/11 20:12*	*1*
1,2-Dichloroethane-d4 (Surr)	*89*		*61 - 130*	*07/12/11 14:55*	*07/12/11 20:12*	*1*
4-Bromofluorobenzene (Surr)	*79*	*Q*	*85 - 120*	*07/12/11 14:55*	*07/12/11 20:12*	*1*
Dibromofluoromethane (Surr)	*73*		*59 - 138*	*07/12/11 14:55*	*07/12/11 20:12*	*1*

Client Sample ID: LL1SB-645M-0103-SO

Lab Sample ID: 240-1728-34

Date Collected: 07/05/11 11:01

Matrix: Solid

Date Received: 07/06/11 13:15

Percent Solids: 99.5

Method: 8270C/DoD - Semivolatile Organic Compounds (GC/MS)

Analyte	Result	Qualifier	LOQ	DL	Unit	D	Prepared	Analyzed	Dil Fac
Acenaphthene	3.3	U	6.7	3.3	ug/Kg	☼	07/13/11 11:10	08/01/11 19:11	1
Acenaphthylene	3.3	U	6.7	3.3	ug/Kg	☼	07/13/11 11:10	08/01/11 19:11	1
Anthracene	3.3	U	6.7	3.3	ug/Kg	☼	07/13/11 11:10	08/01/11 19:11	1
Benzo[a]anthracene	3.3	U	6.7	3.3	ug/Kg	☼	07/13/11 11:10	08/01/11 19:11	1
Benzoic acid	330	U M	660	330	ug/Kg	☼	07/13/11 11:10	08/01/11 19:11	1
Benzo[b]fluoranthene	3.3	U	6.7	3.3	ug/Kg	☼	07/13/11 11:10	08/01/11 19:11	1
Benzo[k]fluoranthene	3.3	U	6.7	3.3	ug/Kg	☼	07/13/11 11:10	08/01/11 19:11	1
Benzyl alcohol	27	U	330	21	ug/Kg	☼	07/13/11 11:10	08/01/11 19:11	1
Bis(2-chloroethoxy)methane	27	U	100	22	ug/Kg	☼	07/13/11 11:10	08/01/11 19:11	1
Bis(2-chloroethyl)ether	3.3	U	100	2.0	ug/Kg	☼	07/13/11 11:10	08/01/11 19:11	1
4-Bromophenyl phenyl ether	27	U	50	13	ug/Kg	☼	07/13/11 11:10	08/01/11 19:11	1
Butyl benzyl phthalate	27	U	50	10	ug/Kg	☼	07/13/11 11:10	08/01/11 19:11	1
2,4-Dimethylphenol	80	U	150	20	ug/Kg	☼	07/13/11 11:10	08/01/11 19:11	1
Dimethyl phthalate	27	U	50	17	ug/Kg	☼	07/13/11 11:10	08/01/11 19:11	1

Client: Prudent Technologies, Inc
Project/Site: RVAAP

TestAmerica Job ID: 240-1728-1

Client Sample ID: LL1SB-645M-0103-SO
Date Collected: 07/05/11 11:01
Date Received: 07/06/11 13:15

Lab Sample ID: 240-1728-34
Matrix: Solid
Percent Solids: 99.5

Method: 8270C/DoD - Semivolatile Organic Compounds (GC/MS) (Continued)

Analyte	Result	Qualifier	LOQ	DL	Unit	D	Prepared	Analyzed	Dil Fac
4,6-Dinitro-2-methylphenol	80	U	150	80	ug/Kg	☼	07/13/11 11:10	08/01/11 19:11	1
2,4-Dinitrophenol	80	U	330	80	ug/Kg	☼	07/13/11 11:10	08/01/11 19:11	1
2,4-Dinitrotoluene	27	U	200	27	ug/Kg	☼	07/13/11 11:10	08/01/11 19:11	1
2,6-Dinitrotoluene	27	U	200	21	ug/Kg	☼	07/13/11 11:10	08/01/11 19:11	1
Fluoranthene	**10**		6.7	3.3	ug/Kg	☼	07/13/11 11:10	08/01/11 19:11	1
Fluorene	3.3	U	6.7	3.3	ug/Kg	☼	07/13/11 11:10	08/01/11 19:11	1
Hexachlorobenzene	3.3	U	6.7	2.1	ug/Kg	☼	07/13/11 11:10	08/01/11 19:11	1
Hexachlorobutadiene	27	U Q	50	27	ug/Kg	☼	07/13/11 11:10	08/01/11 19:11	1
Hexachlorocyclopentadiene	27	U	330	27	ug/Kg	☼	07/13/11 11:10	08/01/11 19:11	1
Hexachloroethane	27	U	50	9.0	ug/Kg	☼	07/13/11 11:10	08/01/11 19:11	1
N-Nitrosodiphenylamine	27	U	50	21	ug/Kg	☼	07/13/11 11:10	08/01/11 19:11	1
N-Nitrosodi-n-propylamine	27	U	50	27	ug/Kg	☼	07/13/11 11:10	08/01/11 19:11	1
1,4-Dichlorobenzene	27	U	50	20	ug/Kg	☼	07/13/11 11:10	08/01/11 19:11	1
2-Chloronaphthalene	3.3	U	50	3.3	ug/Kg	☼	07/13/11 11:10	08/01/11 19:11	1
2-Chlorophenol	27	U	50	27	ug/Kg	☼	07/13/11 11:10	08/01/11 19:11	1
4-Chlorophenyl phenyl ether	27	U	50	13	ug/Kg	☼	07/13/11 11:10	08/01/11 19:11	1
Chrysene	3.3	U	6.7	1.1	ug/Kg	☼	07/13/11 11:10	08/01/11 19:11	1
Dibenz(a,h)anthracene	3.3	U	6.7	3.3	ug/Kg	☼	07/13/11 11:10	08/01/11 19:11	1
Dibenzofuran	3.3	U	50	3.3	ug/Kg	☼	07/13/11 11:10	08/01/11 19:11	1
Benzo[g,h,i]perylene	3.3	U	6.7	3.3	ug/Kg	☼	07/13/11 11:10	08/01/11 19:11	1
Benzo[a]pyrene	3.3	U	6.7	3.3	ug/Kg	☼	07/13/11 11:10	08/01/11 19:11	1
Di-n-butyl phthalate	**24**	**J**	50	15	ug/Kg	☼	07/13/11 11:10	08/01/11 19:11	1
1,2-Dichlorobenzene	27	U Q	50	9.8	ug/Kg	☼	07/13/11 11:10	08/01/11 19:11	1
1,3-Dichlorobenzene	27	U Q	50	11	ug/Kg	☼	07/13/11 11:10	08/01/11 19:11	1
3,3'-Dichlorobenzidine	80	U	100	18	ug/Kg	☼	07/13/11 11:10	08/01/11 19:11	1
2,4-Dichlorophenol	27	U	150	20	ug/Kg	☼	07/13/11 11:10	08/01/11 19:11	1
Diethyl phthalate	**30**	**J**	50	16	ug/Kg	☼	07/13/11 11:10	08/01/11 19:11	1
Indeno[1,2,3-cd]pyrene	3.3	U	6.7	3.3	ug/Kg	☼	07/13/11 11:10	08/01/11 19:11	1
Isophorone	27	U	50	13	ug/Kg	☼	07/13/11 11:10	08/01/11 19:11	1
2-Methylnaphthalene	3.3	U	6.7	3.3	ug/Kg	☼	07/13/11 11:10	08/01/11 19:11	1
2-Methylphenol	80	U	200	80	ug/Kg	☼	07/13/11 11:10	08/01/11 19:11	1
Naphthalene	3.3	U	6.7	3.3	ug/Kg	☼	07/13/11 11:10	08/01/11 19:11	1
2-Nitroaniline	27	U	200	9.1	ug/Kg	☼	07/13/11 11:10	08/01/11 19:11	1
3-Nitroaniline	80	U	200	16	ug/Kg	☼	07/13/11 11:10	08/01/11 19:11	1
4-Nitroaniline	27	U	200	26	ug/Kg	☼	07/13/11 11:10	08/01/11 19:11	1
Nitrobenzene	3.3	U	100	2.2	ug/Kg	☼	07/13/11 11:10	08/01/11 19:11	1
2-Nitrophenol	27	U	50	27	ug/Kg	☼	07/13/11 11:10	08/01/11 19:11	1
4-Nitrophenol	80	U	330	80	ug/Kg	☼	07/13/11 11:10	08/01/11 19:11	1
Pyrene	**9.1**		6.7	3.3	ug/Kg	☼	07/13/11 11:10	08/01/11 19:11	1
Pentachlorophenol	80	U	150	80	ug/Kg	☼	07/13/11 11:10	08/01/11 19:11	1
Phenanthrene	**6.7**		6.7	3.3	ug/Kg	☼	07/13/11 11:10	08/01/11 19:11	1
1,2,4-Trichlorobenzene	27	U Q	50	27	ug/Kg	☼	07/13/11 11:10	08/01/11 19:11	1
2,4,5-Trichlorophenol	27	U Q	150	25	ug/Kg	☼	07/13/11 11:10	08/01/11 19:11	1
2,4,6-Trichlorophenol	80	U Q	150	80	ug/Kg	☼	07/13/11 11:10	08/01/11 19:11	1
Phenol	27	U	50	27	ug/Kg	☼	07/13/11 11:10	08/01/11 19:11	1
Carbazole	27	U	50	27	ug/Kg	☼	07/13/11 11:10	08/01/11 19:11	1
4-Chloroaniline	27	U	150	17	ug/Kg	☼	07/13/11 11:10	08/01/11 19:11	1
3 & 4 Methylphenol	80	U	400	20	ug/Kg	☼	07/13/11 11:10	08/01/11 19:11	1
Bis(2-ethylhexyl) phthalate	**240**		50	19	ug/Kg	☼	07/13/11 11:10	08/01/11 19:11	1
Di-n-octyl phthalate	27	U	50	27	ug/Kg	☼	07/13/11 11:10	08/01/11 19:11	1

Client: Prudent Technologies, Inc
Project/Site: RVAAP

TestAmerica Job ID: 240-1728-1

Client Sample ID: LL1SB-645M-0103-SO
Date Collected: 07/05/11 11:01
Date Received: 07/06/11 13:15

Lab Sample ID: 240-1728-34
Matrix: Solid
Percent Solids: 99.5

Method: 8270C/DoD - Semivolatile Organic Compounds (GC/MS) (Continued)

Analyte	Result	Qualifier	LOQ	DL	Unit	D	Prepared	Analyzed	Dil Fac
4-Chloro-3-methylphenol	27	U	150	21	ug/Kg	☼	07/13/11 11:10	08/01/11 19:11	1
bis (2-Chloroisopropyl) ether	27	U	100	9.6	ug/Kg	☼	07/13/11 11:10	08/01/11 19:11	1

Surrogate	*% Recovery*	*Qualifier*	*Limits*	*Prepared*	*Analyzed*	*Dil Fac*
2-Fluorobiphenyl (Surr)	*45*		*45 - 105*	*07/13/11 11:10*	*08/01/11 19:11*	*1*
2-Fluorophenol (Surr)	*66*		*35 - 105*	*07/13/11 11:10*	*08/01/11 19:11*	*1*
Nitrobenzene-d5 (Surr)	*49*		*35 - 100*	*07/13/11 11:10*	*08/01/11 19:11*	*1*
Terphenyl-d14 (Surr)	*68*		*30 - 125*	*07/13/11 11:10*	*08/01/11 19:11*	*1*
2,4,6-Tribromophenol (Surr)	*55*		*35 - 125*	*07/13/11 11:10*	*08/01/11 19:11*	*1*
Phenol-d5 (Surr)	*65*		*40 - 100*	*07/13/11 11:10*	*08/01/11 19:11*	*1*

Method: 8081/DOD - Organochlorine Pesticides (GC)

Analyte	Result	Qualifier	LOQ	DL	Unit	D	Prepared	Analyzed	Dil Fac
4,4'-DDD	13	U	40	12	ug/Kg	☼	07/13/11 12:29	07/31/11 05:39	20
4,4'-DDE	**670**	**D J**	34	7.8	ug/Kg	☼	07/13/11 12:29	07/31/11 05:39	20
4,4'-DDT	**20**	**D J**	40	13	ug/Kg	☼	07/13/11 12:29	07/31/11 05:39	20
Aldrin	27	U	80	24	ug/Kg	☼	07/13/11 12:29	07/31/11 05:39	20
alpha-BHC	27	U Q J	50	15	ug/Kg	☼	07/13/11 12:29	07/31/11 05:39	20
alpha-Chlordane	27	U	60	19	ug/Kg	☼	07/13/11 12:29	07/31/11 05:39	20
beta-BHC	**28**	**D J Q**	70	22	ug/Kg	☼	07/13/11 12:29	07/31/11 05:39	20
delta-BHC	27	U	80	24	ug/Kg	☼	07/13/11 12:29	07/31/11 05:39	20
Dieldrin	13	U J	34	9.4	ug/Kg	☼	07/13/11 12:29	07/31/11 05:39	20
Endosulfan I	13	U M J	34	10	ug/Kg	☼	07/13/11 12:29	07/31/11 05:39	20
Endosulfan II	27	U	50	16	ug/Kg	☼	07/13/11 12:29	07/31/11 05:39	20
Endosulfan sulfate	27	U	60	17	ug/Kg	☼	07/13/11 12:29	07/31/11 05:39	20
Endrin	**36**	**D J**	34	10	ug/Kg	☼	07/13/11 12:29	07/31/11 05:39	20
Endrin aldehyde	27	U M	60	20	ug/Kg	☼	07/13/11 12:29	07/31/11 05:39	20
Endrin ketone	13	U M J	40	13	ug/Kg	☼	07/13/11 12:29	07/31/11 05:39	20
gamma-BHC (Lindane)	27	U Q	50	15	ug/Kg	☼	07/13/11 12:29	07/31/11 05:39	20
gamma-Chlordane	13	U M Q J	34	8.4	ug/Kg	☼	07/13/11 12:29	07/31/11 05:39	20
Heptachlor	27	U	70	22	ug/Kg	☼	07/13/11 12:29	07/31/11 05:39	20
Heptachlor epoxide	27	U	50	16	ug/Kg	☼	07/13/11 12:29	07/31/11 05:39	20
Methoxychlor	66	U	100	30	ug/Kg	☼	07/13/11 12:29	07/31/11 05:39	20
Toxaphene	400	U M	1300	380	ug/Kg	☼	07/13/11 12:29	07/31/11 05:39	20

Surrogate	*% Recovery*	*Qualifier*	*Limits*	*Prepared*	*Analyzed*	*Dil Fac*
DCB Decachlorobiphenyl	*556*	*Q*	*55 - 130*	*07/13/11 12:29*	*07/31/11 05:39*	*20*
DCB Decachlorobiphenyl	*516*	*Q*	*55 - 130*	*07/13/11 12:29*	*07/31/11 05:39*	*20*
Tetrachloro-m-xylene	*1440*	*Q*	*70 - 125*	*07/13/11 12:29*	*07/31/11 05:39*	*20*
Tetrachloro-m-xylene	*424*	*Q*	*70 - 125*	*07/13/11 12:29*	*07/31/11 05:39*	*20*

Method: 8082/DOD - Polychlorinated Biphenyls (PCBs) by Gas Chromatography

Analyte	Result	Qualifier	LOQ	DL	Unit	D	Prepared	Analyzed	Dil Fac
Aroclor 1016	25	U	65	21	ug/Kg	☼	07/13/11 13:31	07/23/11 23:31	1
Aroclor 1221	25	U	50	16	ug/Kg	☼	07/13/11 13:31	07/23/11 23:31	1
Aroclor 1232	25	U	45	14	ug/Kg	☼	07/13/11 13:31	07/23/11 23:31	1
Aroclor 1242	25	U	40	13	ug/Kg	☼	07/13/11 13:31	07/23/11 23:31	1
Aroclor 1248	25	U	55	17	ug/Kg	☼	07/13/11 13:31	07/23/11 23:31	1
Aroclor 1254	**280**		55	17	ug/Kg	☼	07/13/11 13:31	07/23/11 23:31	1
Aroclor 1260	25	U	55	17	ug/Kg	☼	07/13/11 13:31	07/23/11 23:31	1

Client Sample ID: LL1SB-645M-0103-SO

Date Collected: 07/05/11 11:01
Date Received: 07/06/11 13:15

Lab Sample ID: 240-1728-34

Matrix: Solid
Percent Solids: 99.5

Surrogate	% Recovery	Qualifier	Limits	Prepared	Analyzed	Dil Fac
Tetrachloro-m-xylene	79		40 - 140	07/13/11 13:31	07/23/11 23:31	1
Tetrachloro-m-xylene	82		40 - 140	07/13/11 13:31	07/23/11 23:31	1
DCB Decachlorobiphenyl	91		60 - 125	07/13/11 13:31	07/23/11 23:31	1
DCB Decachlorobiphenyl	97		60 - 125	07/13/11 13:31	07/23/11 23:31	1

Method: 8330 (Modified) - Organic Compounds by UV/HPLC

Analyte	Result	Qualifier	LOQ	MDL	Unit	D	Prepared	Analyzed	Dil Fac
Nitroguanidine	0.039 U		0.24	0.019	mg/kg		07/15/11 12:00	07/27/11 20:02	0.97

Method: 8330/8330A - Nitroaromatics & Nitramines: Explosives (8330/A)

Analyte	Result	Qualifier	LOQ	MDL	Unit	D	Prepared	Analyzed	Dil Fac
1,3,5-Trinitrobenzene	**0.070**	**J**	0.25	0.020	mg/kg		07/15/11 12:00	07/28/11 08:05	1.01
1,3-Dinitrobenzene	0.10 U		0.25	0.050	mg/kg		07/15/11 12:00	07/28/11 08:05	1.01
2,4,6-Trinitrotoluene	**3.4**		0.25	0.020	mg/kg		07/15/11 12:00	07/28/11 08:05	1.01
2,4-Dinitrotoluene	0.10 U		0.25	0.020	mg/kg		07/15/11 12:00	07/28/11 08:05	1.01
2,6-Dinitrotoluene	0.10 U		0.25	0.030	mg/kg		07/15/11 12:00	07/28/11 08:05	1.01
2-Amino-4,6-dinitrotoluene	**0.16**	**J**	0.25	0.10	mg/kg		07/15/11 12:00	07/28/11 08:05	1.01
2-Nitrotoluene	0.10 U		0.25	0.081	mg/kg		07/15/11 12:00	07/28/11 08:05	1.01
3-Nitrotoluene	0.10 U		0.25	0.071	mg/kg		07/15/11 12:00	07/28/11 08:05	1.01
4-Amino-2,6-dinitrotoluene	**0.49**		0.25	0.020	mg/kg		07/15/11 12:00	07/28/11 08:05	1.01
4-Nitrotoluene	0.10 U		0.25	0.081	mg/kg		07/15/11 12:00	07/28/11 08:05	1.01
HMX	**0.26**		0.25	0.030	mg/kg		07/15/11 12:00	07/28/11 08:05	1.01
Nitrobenzene	0.10 U		0.25	0.050	mg/kg		07/15/11 12:00	07/28/11 08:05	1.01
Nitroglycerin	0.25 U		0.50	0.13	mg/kg		07/15/11 12:00	07/28/11 08:05	1.01
PETN	0.25 U		0.50	0.16	mg/kg		07/15/11 12:00	07/28/11 08:05	1.01
RDX	**0.52**		0.25	0.040	mg/kg		07/15/11 12:00	07/28/11 08:05	1.01
Tetryl	0.10 U		0.25	0.050	mg/kg		07/15/11 12:00	07/28/11 08:05	1.01

Surrogate	% Recovery	Qualifier	Limits	Prepared	Analyzed	Dil Fac
3,4-Dinitrotoluene	93		78 - 108	07/15/11 12:00	07/28/11 08:05	1.01

Method: 6020/DOD - Metals (ICP/MS)

Analyte	Result	Qualifier	LOQ	DL	Unit	D	Prepared	Analyzed	Dil Fac
Aluminum	**3400**	**D**	46	11	mg/Kg	☼	07/15/11 12:40	08/29/11 14:25	5
Antimony	0.14	U	0.18	0.057	mg/Kg	☼	07/15/11 12:40	08/25/11 22:58	1
Arsenic	**3.5**		0.46	0.048	mg/Kg	☼	07/15/11 12:40	08/25/11 22:58	1
Barium	**23**		0.46	0.12	mg/Kg	☼	07/15/11 12:40	08/25/11 22:58	1
Beryllium	**0.45**	**J D**	0.46	0.016	mg/Kg	☼	07/15/11 12:40	08/29/11 14:25	5
Cadmium	**0.15**	**J D**	0.91	0.014	mg/Kg	☼	07/15/11 12:40	08/29/11 14:25	5
Calcium	**9000**		180	37	mg/Kg	☼	07/15/11 12:40	08/25/11 22:58	1
Chromium	**17**		0.46	0.15	mg/Kg	☼	07/15/11 12:40	08/25/11 22:58	1
Cobalt	**2.1**	**D**	0.46	0.021	mg/Kg	☼	07/15/11 12:40	08/29/11 14:25	5
Copper	**4.4**		0.37	0.10	mg/Kg	☼	07/15/11 12:40	08/25/11 22:58	1
Iron	**12000**		46	10	mg/Kg	☼	07/15/11 12:40	08/25/11 22:58	1
Lead	**6.3**		0.27	0.064	mg/Kg	☼	07/15/11 12:40	08/25/11 22:58	1
Magnesium	**1800**		91	8.1	mg/Kg	☼	07/15/11 12:40	08/25/11 22:58	1
Manganese	**310**	**D**	2.3	0.73	mg/Kg	☼	07/15/11 12:40	08/29/11 14:25	5
Nickel	**10**		0.46	0.079	mg/Kg	☼	07/15/11 12:40	08/25/11 22:58	1
Potassium	**460**		91	3.4	mg/Kg	☼	07/15/11 12:40	08/25/11 22:58	1
Selenium	**0.42**	**J**	0.46	0.019	mg/Kg	☼	07/15/11 12:40	08/25/11 22:58	1
Silver	0.23	U	0.46	0.073	mg/Kg	☼	07/15/11 12:40	08/29/11 14:25	5
Sodium	**66**	**J**	91	13	mg/Kg	☼	07/15/11 12:40	08/25/11 22:58	1

Client Sample ID: LL1SB-645M-0103-SO

Lab Sample ID: 240-1728-34

Date Collected: 07/05/11 11:01
Date Received: 07/06/11 13:15

Matrix: Solid
Percent Solids: 99.5

Method: 6020/DOD - Metals (ICP/MS) (Continued)

Analyte	Result	Qualifier	LOQ	DL	Unit	D	Prepared	Analyzed	Dil Fac
Thallium	**0.066**	**J**	0.18	0.051	mg/Kg	☼	07/15/11 12:40	08/25/11 22:58	1
Vanadium	**3.9**		0.46	0.039	mg/Kg	☼	07/15/11 12:40	08/25/11 22:58	1
Zinc	**42**	**D**	18	4.6	mg/Kg	☼	07/15/11 12:40	08/29/11 14:25	5

Method: 7471/DOD - Mercury (CVAA)

Analyte	Result	Qualifier	LOQ	DL	Unit	D	Prepared	Analyzed	Dil Fac
Mercury	0.026	U	0.079	0.011	mg/Kg	☼	07/15/11 15:30	07/18/11 17:09	1

General Chemistry

Analyte	Result	Qualifier	LOQ	DL	Unit	D	Prepared	Analyzed	Dil Fac
Hexavalent chromium	0.80	U	0.80	0.27	mg/Kg	☼	07/18/11 14:13	07/20/11 16:39	1

Analyte	Result	Qualifier	LOQ	MDL	Unit	D	Prepared	Analyzed	Dil Fac
Nitrocellulose	**5.4**		5.0	0.78	mg/kg	☼	07/20/11 05:35	07/21/11 13:15	1

Client Sample ID: LL1SB-645V-0103-SO

Lab Sample ID: 240-1728-35

Date Collected: 07/05/11 11:17
Date Received: 07/06/11 13:15

Matrix: Solid

Method: 8260B/DoD - Volatile Organic Compounds (GC/MS)

Analyte	Result	Qualifier	LOQ	DL	Unit	D	Prepared	Analyzed	Dil Fac
1,1,1-Trichloroethane	13	U	310	26	ug/Kg		07/12/11 14:55	07/12/11 20:33	1
1,1,2,2-Tetrachloroethane	31	U	310	11	ug/Kg		07/12/11 14:55	07/12/11 20:33	1
1,1,2-Trichloroethane	31	U	310	15	ug/Kg		07/12/11 14:55	07/12/11 20:33	1
1,1-Dichloroethane	31	U	310	21	ug/Kg		07/12/11 14:55	07/12/11 20:33	1
1,1-Dichloroethene	31	U	310	23	ug/Kg		07/12/11 14:55	07/12/11 20:33	1
1,2-Dichloroethane	31	U	310	13	ug/Kg		07/12/11 14:55	07/12/11 20:33	1
1,2-Dichloroethene, Total	10	U	630	10	ug/Kg		07/12/11 14:55	07/12/11 20:33	1
1,2-Dichloropropane	13	U	310	10	ug/Kg		07/12/11 14:55	07/12/11 20:33	1
2-Butanone	130	U	1300	54	ug/Kg		07/12/11 14:55	07/12/11 20:33	1
2-Hexanone	63	U	1300	25	ug/Kg		07/12/11 14:55	07/12/11 20:33	1
4-Methyl-2-pentanone	130	U	1300	60	ug/Kg		07/12/11 14:55	07/12/11 20:33	1
Acetone	250	U	1300	210	ug/Kg		07/12/11 14:55	07/12/11 20:33	1
Benzene	31	U	310	15	ug/Kg		07/12/11 14:55	07/12/11 20:33	1
Bromoform	31	U	310	24	ug/Kg		07/12/11 14:55	07/12/11 20:33	1
Bromomethane	63	U	310	37	ug/Kg		07/12/11 14:55	07/12/11 20:33	1
Carbon disulfide	31	U	310	15	ug/Kg		07/12/11 14:55	07/12/11 20:33	1
Carbon tetrachloride	13	U	310	8.1	ug/Kg		07/12/11 14:55	07/12/11 20:33	1
Chlorobenzene	13	U	310	8.1	ug/Kg		07/12/11 14:55	07/12/11 20:33	1
Chloromethane	31	U	310	18	ug/Kg		07/12/11 14:55	07/12/11 20:33	1
cis-1,2-Dichloroethene	13	U	310	8.7	ug/Kg		07/12/11 14:55	07/12/11 20:33	1
cis-1,3-Dichloropropene	13	U	310	10	ug/Kg		07/12/11 14:55	07/12/11 20:33	1
Dibromochloromethane	31	U	310	15	ug/Kg		07/12/11 14:55	07/12/11 20:33	1
Bromodichloromethane	31	U	310	12	ug/Kg		07/12/11 14:55	07/12/11 20:33	1
Ethylbenzene	13	U	310	6.8	ug/Kg		07/12/11 14:55	07/12/11 20:33	1
Methylene Chloride	**130**	**J**	310	97	ug/Kg		07/12/11 14:55	07/12/11 20:33	1
Styrene	13	U	310	7.1	ug/Kg		07/12/11 14:55	07/12/11 20:33	1
Tetrachloroethene	31	U	310	15	ug/Kg		07/12/11 14:55	07/12/11 20:33	1
Toluene	31	U	310	21	ug/Kg		07/12/11 14:55	07/12/11 20:33	1
trans-1,2-Dichloroethene	31	U	310	12	ug/Kg		07/12/11 14:55	07/12/11 20:33	1
trans-1,3-Dichloropropene	31	U	310	25	ug/Kg		07/12/11 14:55	07/12/11 20:33	1

Client Sample ID: LL1SB-645V-0103-SO

Lab Sample ID: 240-1728-35

Date Collected: 07/05/11 11:17

Matrix: Solid

Date Received: 07/06/11 13:15

Method: 8260B/DoD - Volatile Organic Compounds (GC/MS) (Continued)

Analyte	Result	Qualifier	LOQ	DL	Unit	D	Prepared	Analyzed	Dil Fac
Trichloroethene	31	U	310	12	ug/Kg		07/12/11 14:55	07/12/11 20:33	1
Vinyl chloride	31	U	310	23	ug/Kg		07/12/11 14:55	07/12/11 20:33	1
Xylenes (total)	38	U	630	10	ug/Kg		07/12/11 14:55	07/12/11 20:33	1
Chloroform	31	U	310	11	ug/Kg		07/12/11 14:55	07/12/11 20:33	1
Bromochloromethane	31	U	310	16	ug/Kg		07/12/11 14:55	07/12/11 20:33	1
1,2-Dibromoethane	31	U	310	13	ug/Kg		07/12/11 14:55	07/12/11 20:33	1
Chloroethane	130	U	310	77	ug/Kg		07/12/11 14:55	07/12/11 20:33	1

Surrogate	*% Recovery*	*Qualifier*	*Limits*	*Prepared*	*Analyzed*	*Dil Fac*
Toluene-d8 (Surr)	*81*	*Q*	*85 - 115*	*07/12/11 14:55*	*07/12/11 20:33*	*1*
1,2-Dichloroethane-d4 (Surr)	*92*		*61 - 130*	*07/12/11 14:55*	*07/12/11 20:33*	*1*
4-Bromofluorobenzene (Surr)	*82*	*Q*	*85 - 120*	*07/12/11 14:55*	*07/12/11 20:33*	*1*
Dibromofluoromethane (Surr)	*76*		*59 - 138*	*07/12/11 14:55*	*07/12/11 20:33*	*1*

Client Sample ID: LL1SB-643M-0101-SO

Lab Sample ID: 240-1728-36

Date Collected: 07/05/11 14:45

Matrix: Solid

Date Received: 07/06/11 13:15

Percent Solids: 99.2

Method: 8270C/DoD - Semivolatile Organic Compounds (GC/MS)

Analyte	Result	Qualifier	LOQ	DL	Unit	D	Prepared	Analyzed	Dil Fac
Acenaphthene	13	U	27	13	ug/Kg	☼	07/13/11 11:10	08/01/11 14:48	4
Acenaphthylene	13	U	27	13	ug/Kg	☼	07/13/11 11:10	08/01/11 14:48	4
Anthracene	13	U	27	13	ug/Kg	☼	07/13/11 11:10	08/01/11 14:48	4
Benzo[a]anthracene	**32**		27	13	ug/Kg	☼	07/13/11 11:10	08/01/11 14:48	4
Benzo[a]pyrene	**29**		27	13	ug/Kg	☼	07/13/11 11:10	08/01/11 14:48	4
Benzo[b]fluoranthene	**31**	**M**	27	13	ug/Kg	☼	07/13/11 11:10	08/01/11 14:48	4
Benzo[g,h,i]perylene	13	U	27	13	ug/Kg	☼	07/13/11 11:10	08/01/11 14:48	4
Benzo[k]fluoranthene	13	U	27	13	ug/Kg	☼	07/13/11 11:10	08/01/11 14:48	4
Chrysene	**32**		27	4.4	ug/Kg	☼	07/13/11 11:10	08/01/11 14:48	4
Dibenz(a,h)anthracene	13	U	27	13	ug/Kg	☼	07/13/11 11:10	08/01/11 14:48	4
Fluoranthene	**70**		27	13	ug/Kg	☼	07/13/11 11:10	08/01/11 14:48	4
Fluorene	13	U	27	13	ug/Kg	☼	07/13/11 11:10	08/01/11 14:48	4
Indeno[1,2,3-cd]pyrene	13	U	27	13	ug/Kg	☼	07/13/11 11:10	08/01/11 14:48	4
Naphthalene	13	U	27	13	ug/Kg	☼	07/13/11 11:10	08/01/11 14:48	4
Pyrene	**59**		27	13	ug/Kg	☼	07/13/11 11:10	08/01/11 14:48	4
Phenanthrene	**58**		27	13	ug/Kg	☼	07/13/11 11:10	08/01/11 14:48	4

Surrogate	*% Recovery*	*Qualifier*	*Limits*	*Prepared*	*Analyzed*	*Dil Fac*
2-Fluorobiphenyl (Surr)	*48*		*45 - 105*	*07/13/11 11:10*	*08/01/11 14:48*	*4*
2-Fluorophenol (Surr)	*59*		*35 - 105*	*07/13/11 11:10*	*08/01/11 14:48*	*4*
Nitrobenzene-d5 (Surr)	*49*		*35 - 100*	*07/13/11 11:10*	*08/01/11 14:48*	*4*
Terphenyl-d14 (Surr)	*60*		*30 - 125*	*07/13/11 11:10*	*08/01/11 14:48*	*4*
2,4,6-Tribromophenol (Surr)	*51*		*35 - 125*	*07/13/11 11:10*	*08/01/11 14:48*	*4*
Phenol-d5 (Surr)	*58*		*40 - 100*	*07/13/11 11:10*	*08/01/11 14:48*	*4*

Client Sample ID: LL1SB-643M-0102-SO

Lab Sample ID: 240-1728-37

Date Collected: 07/05/11 14:45
Date Received: 07/06/11 13:15

Matrix: Solid
Percent Solids: 99.5

Method: 8270C/DoD - Semivolatile Organic Compounds (GC/MS)

Analyte	Result	Qualifier	LOQ	DL	Unit	D	Prepared	Analyzed	Dil Fac
Acenaphthene	3.3	U	6.7	3.3	ug/Kg	☼	07/13/11 11:10	08/01/11 14:10	1
Acenaphthylene	3.3	U	6.7	3.3	ug/Kg	☼	07/13/11 11:10	08/01/11 14:10	1
Anthracene	3.3	U	6.7	3.3	ug/Kg	☼	07/13/11 11:10	08/01/11 14:10	1
Benzo[a]anthracene	3.3	U	6.7	3.3	ug/Kg	☼	07/13/11 11:10	08/01/11 14:10	1
Benzo[a]pyrene	3.3	U	6.7	3.3	ug/Kg	☼	07/13/11 11:10	08/01/11 14:10	1
Benzo[b]fluoranthene	3.3	U	6.7	3.3	ug/Kg	☼	07/13/11 11:10	08/01/11 14:10	1
Benzo[g,h,i]perylene	3.3	U	6.7	3.3	ug/Kg	☼	07/13/11 11:10	08/01/11 14:10	1
Benzo[k]fluoranthene	3.3	U	6.7	3.3	ug/Kg	☼	07/13/11 11:10	08/01/11 14:10	1
Chrysene	3.3	U	6.7	1.1	ug/Kg	☼	07/13/11 11:10	08/01/11 14:10	1
Dibenz(a,h)anthracene	3.3	U	6.7	3.3	ug/Kg	☼	07/13/11 11:10	08/01/11 14:10	1
Fluoranthene	**11**		6.7	3.3	ug/Kg	☼	07/13/11 11:10	08/01/11 14:10	1
Fluorene	3.3	U	6.7	3.3	ug/Kg	☼	07/13/11 11:10	08/01/11 14:10	1
Indeno[1,2,3-cd]pyrene	3.3	U	6.7	3.3	ug/Kg	☼	07/13/11 11:10	08/01/11 14:10	1
Naphthalene	3.3	U	6.7	3.3	ug/Kg	☼	07/13/11 11:10	08/01/11 14:10	1
Pyrene	**14**		6.7	3.3	ug/Kg	☼	07/13/11 11:10	08/01/11 14:10	1
Phenanthrene	**12**		6.7	3.3	ug/Kg	☼	07/13/11 11:10	08/01/11 14:10	1

Surrogate	*% Recovery*	*Qualifier*	*Limits*	*Prepared*	*Analyzed*	*Dil Fac*
2-Fluorobiphenyl (Surr)	*53*		*45 - 105*	*07/13/11 11:10*	*08/01/11 14:10*	*1*
2-Fluorophenol (Surr)	*61*		*35 - 105*	*07/13/11 11:10*	*08/01/11 14:10*	*1*
Nitrobenzene-d5 (Surr)	*50*		*35 - 100*	*07/13/11 11:10*	*08/01/11 14:10*	*1*
Terphenyl-d14 (Surr)	*65*		*30 - 125*	*07/13/11 11:10*	*08/01/11 14:10*	*1*
2,4,6-Tribromophenol (Surr)	*51*		*35 - 125*	*07/13/11 11:10*	*08/01/11 14:10*	*1*
Phenol-d5 (Surr)	*63*		*40 - 100*	*07/13/11 11:10*	*08/01/11 14:10*	*1*

Client Sample ID: LL1SB-643M-0103-SO

Lab Sample ID: 240-1728-38

Date Collected: 07/05/11 14:47
Date Received: 07/06/11 13:15

Matrix: Solid
Percent Solids: 99.4

Method: 8270C/DoD - Semivolatile Organic Compounds (GC/MS)

Analyte	Result	Qualifier	LOQ	DL	Unit	D	Prepared	Analyzed	Dil Fac
Acenaphthene	33	U	67	33	ug/Kg	☼	07/13/11 11:10	08/01/11 14:29	10
Acenaphthylene	33	U	67	33	ug/Kg	☼	07/13/11 11:10	08/01/11 14:29	10
Anthracene	33	U	67	33	ug/Kg	☼	07/13/11 11:10	08/01/11 14:29	10
Benzo[a]anthracene	33	U	67	33	ug/Kg	☼	07/13/11 11:10	08/01/11 14:29	10
Benzo[a]pyrene	33	U	67	33	ug/Kg	☼	07/13/11 11:10	08/01/11 14:29	10
Benzo[b]fluoranthene	33	U	67	33	ug/Kg	☼	07/13/11 11:10	08/01/11 14:29	10
Benzo[g,h,i]perylene	33	U	67	33	ug/Kg	☼	07/13/11 11:10	08/01/11 14:29	10
Benzo[k]fluoranthene	33	U	67	33	ug/Kg	☼	07/13/11 11:10	08/01/11 14:29	10
Chrysene	33	U	67	11	ug/Kg	☼	07/13/11 11:10	08/01/11 14:29	10
Dibenz(a,h)anthracene	33	U	67	33	ug/Kg	☼	07/13/11 11:10	08/01/11 14:29	10
Fluoranthene	**100**	**D**	67	33	ug/Kg	☼	07/13/11 11:10	08/01/11 14:29	10
Fluorene	33	U	67	33	ug/Kg	☼	07/13/11 11:10	08/01/11 14:29	10
Indeno[1,2,3-cd]pyrene	33	U	67	33	ug/Kg	☼	07/13/11 11:10	08/01/11 14:29	10
Naphthalene	33	U	67	33	ug/Kg	☼	07/13/11 11:10	08/01/11 14:29	10
Pyrene	**83**	**D**	67	33	ug/Kg	☼	07/13/11 11:10	08/01/11 14:29	10
Phenanthrene	**110**	**D**	67	33	ug/Kg	☼	07/13/11 11:10	08/01/11 14:29	10

Surrogate	*% Recovery*	*Qualifier*	*Limits*	*Prepared*	*Analyzed*	*Dil Fac*
2-Fluorobiphenyl (Surr)	*63*		*45 - 105*	*07/13/11 11:10*	*08/01/11 14:29*	*10*

Client Sample ID: LL1SB-643M-0103-SO

Lab Sample ID: 240-1728-38

Date Collected: 07/05/11 14:47
Date Received: 07/06/11 13:15

Matrix: Solid
Percent Solids: 99.4

Method: 8270C/DoD - Semivolatile Organic Compounds (GC/MS) (Continued)

Surrogate	*% Recovery*	*Qualifier*	*Limits*	*Prepared*	*Analyzed*	*Dil Fac*
2-Fluorophenol (Surr)	*69*		*35 - 105*	*07/13/11 11:10*	*08/01/11 14:29*	*10*
Nitrobenzene-d5 (Surr)	*60*		*35 - 100*	*07/13/11 11:10*	*08/01/11 14:29*	*10*
Terphenyl-d14 (Surr)	*75*		*30 - 125*	*07/13/11 11:10*	*08/01/11 14:29*	*10*
2,4,6-Tribromophenol (Surr)	*53*		*35 - 125*	*07/13/11 11:10*	*08/01/11 14:29*	*10*
Phenol-d5 (Surr)	*72*		*40 - 100*	*07/13/11 11:10*	*08/01/11 14:29*	*10*

Client Sample ID: LL1SB-640M-0101-SO

Lab Sample ID: 240-1728-39

Date Collected: 07/05/11 16:15
Date Received: 07/06/11 13:15

Matrix: Solid

Method: 8330/8330A - Nitroaromatics & Nitramines: Explosives (8330/A)

Analyte	Result	Qualifier	LOQ	MDL	Unit	D	Prepared	Analyzed	Dil Fac
1,3,5-Trinitrobenzene	**0.026**	**J**	0.25	0.020	mg/kg		07/15/11 12:00	07/28/11 08:46	0.99
1,3-Dinitrobenzene	0.099 U		0.25	0.050	mg/kg		07/15/11 12:00	07/28/11 08:46	0.99
2,4,6-Trinitrotoluene	**0.24**	**J**	0.25	0.020	mg/kg		07/15/11 12:00	07/28/11 08:46	0.99
2,4-Dinitrotoluene	0.099 U		0.25	0.020	mg/kg		07/15/11 12:00	07/28/11 08:46	0.99
2,6-Dinitrotoluene	0.099 U		0.25	0.030	mg/kg		07/15/11 12:00	07/28/11 08:46	0.99
2-Amino-4,6-dinitrotoluene	0.099 U		0.25	0.099	mg/kg		07/15/11 12:00	07/28/11 08:46	0.99
2-Nitrotoluene	0.099 U		0.25	0.079	mg/kg		07/15/11 12:00	07/28/11 08:46	0.99
3-Nitrotoluene	0.099 U		0.25	0.069	mg/kg		07/15/11 12:00	07/28/11 08:46	0.99
4-Amino-2,6-dinitrotoluene	**0.094**	**J**	0.25	0.020	mg/kg		07/15/11 12:00	07/28/11 08:46	0.99
4-Nitrotoluene	0.099 U		0.25	0.079	mg/kg		07/15/11 12:00	07/28/11 08:46	0.99
HMX	**0.62**		0.25	0.030	mg/kg		07/15/11 12:00	07/28/11 08:46	0.99
Nitrobenzene	0.099 U		0.25	0.050	mg/kg		07/15/11 12:00	07/28/11 08:46	0.99
Nitroglycerin	0.25 U		0.50	0.13	mg/kg		07/15/11 12:00	07/28/11 08:46	0.99
PETN	0.25 U		0.50	0.16	mg/kg		07/15/11 12:00	07/28/11 08:46	0.99
RDX	**0.34**		0.25	0.040	mg/kg		07/15/11 12:00	07/28/11 08:46	0.99
Tetryl	0.099 U		0.25	0.050	mg/kg		07/15/11 12:00	07/28/11 08:46	0.99

Surrogate	*% Recovery*	*Qualifier*	*Limits*	*Prepared*	*Analyzed*	*Dil Fac*
3,4-Dinitrotoluene	*91*		*78 - 108*	*07/15/11 12:00*	*07/28/11 08:46*	*0.99*

Client Sample ID: LL1SB-640M-0102-SO

Lab Sample ID: 240-1728-40

Date Collected: 07/05/11 16:14
Date Received: 07/06/11 13:15

Matrix: Solid

Method: 8330/8330A - Nitroaromatics & Nitramines: Explosives (8330/A)

Analyte	Result	Qualifier	LOQ	MDL	Unit	D	Prepared	Analyzed	Dil Fac
1,3,5-Trinitrobenzene	**0.037**	**J**	0.25	0.020	mg/kg		07/15/11 12:00	07/28/11 09:26	0.99
1,3-Dinitrobenzene	0.099 U		0.25	0.050	mg/kg		07/15/11 12:00	07/28/11 09:26	0.99
2,4,6-Trinitrotoluene	**6.3**		0.25	0.020	mg/kg		07/15/11 12:00	07/28/11 09:26	0.99
2,4-Dinitrotoluene	0.099 U		0.25	0.020	mg/kg		07/15/11 12:00	07/28/11 09:26	0.99
2,6-Dinitrotoluene	0.099 U		0.25	0.030	mg/kg		07/15/11 12:00	07/28/11 09:26	0.99
2-Amino-4,6-dinitrotoluene	0.099 U		0.25	0.099	mg/kg		07/15/11 12:00	07/28/11 09:26	0.99
2-Nitrotoluene	0.099 U		0.25	0.079	mg/kg		07/15/11 12:00	07/28/11 09:26	0.99
3-Nitrotoluene	0.099 U		0.25	0.069	mg/kg		07/15/11 12:00	07/28/11 09:26	0.99
4-Amino-2,6-dinitrotoluene	0.099 U		0.25	0.020	mg/kg		07/15/11 12:00	07/28/11 09:26	0.99
4-Nitrotoluene	0.099 U		0.25	0.079	mg/kg		07/15/11 12:00	07/28/11 09:26	0.99

Client Sample ID: LL1SB-640M-0102-SO

Lab Sample ID: 240-1728-40

Date Collected: 07/05/11 16:14
Matrix: Solid
Date Received: 07/06/11 13:15

Method: 8330/8330A - Nitroaromatics & Nitramines: Explosives (8330/A) (Continued)

Analyte	Result	Qualifier	LOQ	MDL	Unit	D	Prepared	Analyzed	Dil Fac
HMX	**0.83**		0.25	0.030	mg/kg		07/15/11 12:00	07/28/11 09:26	0.99
Nitrobenzene	0.099 U		0.25	0.050	mg/kg		07/15/11 12:00	07/28/11 09:26	0.99
Nitroglycerin	0.25 U		0.50	0.13	mg/kg		07/15/11 12:00	07/28/11 09:26	0.99
PETN	0.25 U		0.50	0.16	mg/kg		07/15/11 12:00	07/28/11 09:26	0.99
RDX	**2.1**		0.25	0.040	mg/kg		07/15/11 12:00	07/28/11 09:26	0.99
Tetryl	0.099 U		0.25	0.050	mg/kg		07/15/11 12:00	07/28/11 09:26	0.99

Surrogate	*% Recovery*	*Qualifier*	*Limits*	*Prepared*	*Analyzed*	*Dil Fac*
3,4-Dinitrotoluene	*92*		*78 - 108*	*07/15/11 12:00*	*07/28/11 09:26*	*0.99*

Client Sample ID: LL1SB-640M-0103-SO

Lab Sample ID: 240-1728-41

Date Collected: 07/05/11 16:12
Matrix: Solid
Date Received: 07/06/11 13:15

Method: 8330/8330A - Nitroaromatics & Nitramines: Explosives (8330/A)

Analyte	Result	Qualifier	LOQ	MDL	Unit	D	Prepared	Analyzed	Dil Fac
1,3,5-Trinitrobenzene	**0.053**	**J**	0.25	0.020	mg/kg		07/15/11 12:00	07/28/11 10:06	1
1,3-Dinitrobenzene	0.10 U		0.25	0.050	mg/kg		07/15/11 12:00	07/28/11 10:06	1
2,4,6-Trinitrotoluene	**15**		0.25	0.020	mg/kg		07/15/11 12:00	07/28/11 10:06	1
2,4-Dinitrotoluene	0.10 U		0.25	0.020	mg/kg		07/15/11 12:00	07/28/11 10:06	1
2,6-Dinitrotoluene	0.10 U		0.25	0.030	mg/kg		07/15/11 12:00	07/28/11 10:06	1
2-Amino-4,6-dinitrotoluene	0.10 U		0.25	0.10	mg/kg		07/15/11 12:00	07/28/11 10:06	1
2-Nitrotoluene	0.10 U		0.25	0.080	mg/kg		07/15/11 12:00	07/28/11 10:06	1
3-Nitrotoluene	0.10 U		0.25	0.070	mg/kg		07/15/11 12:00	07/28/11 10:06	1
4-Amino-2,6-dinitrotoluene	0.10 U		0.25	0.020	mg/kg		07/15/11 12:00	07/28/11 10:06	1
4-Nitrotoluene	0.10 U		0.25	0.080	mg/kg		07/15/11 12:00	07/28/11 10:06	1
HMX	**0.098**	**J**	0.25	0.030	mg/kg		07/15/11 12:00	07/28/11 10:06	1
Nitrobenzene	0.10 U		0.25	0.050	mg/kg		07/15/11 12:00	07/28/11 10:06	1
Nitroglycerin	0.25 U		0.50	0.13	mg/kg		07/15/11 12:00	07/28/11 10:06	1
PETN	0.25 U		0.50	0.16	mg/kg		07/15/11 12:00	07/28/11 10:06	1
RDX	**0.18**	**J**	0.25	0.040	mg/kg		07/15/11 12:00	07/28/11 10:06	1
Tetryl	0.10 U		0.25	0.050	mg/kg		07/15/11 12:00	07/28/11 10:06	1

Surrogate	*% Recovery*	*Qualifier*	*Limits*	*Prepared*	*Analyzed*	*Dil Fac*
3,4-Dinitrotoluene	*93*		*78 - 108*	*07/15/11 12:00*	*07/28/11 10:06*	*1*

Client Sample ID: LL1SB-641M-0101-SO

Lab Sample ID: 240-1728-42

Date Collected: 07/06/11 09:30
Matrix: Solid
Date Received: 07/06/11 13:15
Percent Solids: 99.1

Method: 8270C/DoD - Semivolatile Organic Compounds (GC/MS)

Analyte	Result	Qualifier	LOQ	DL	Unit	D	Prepared	Analyzed	Dil Fac
Acenaphthene	**10**		6.7	3.3	ug/Kg	☼	07/15/11 10:59	07/29/11 19:30	1
Acenaphthylene	**8.6**		6.7	3.3	ug/Kg	☼	07/15/11 10:59	07/29/11 19:30	1
Anthracene	**64**		6.7	3.3	ug/Kg	☼	07/15/11 10:59	07/29/11 19:30	1
Benzo[a]anthracene	**230**		6.7	3.3	ug/Kg	☼	07/15/11 10:59	07/29/11 19:30	1
Benzo[a]pyrene	**190**		6.7	3.3	ug/Kg	☼	07/15/11 10:59	07/29/11 19:30	1
Benzo[b]fluoranthene	**220**	**M**	6.7	3.3	ug/Kg	☼	07/15/11 10:59	07/29/11 19:30	1
Benzo[g,h,i]perylene	**130**		6.7	3.3	ug/Kg	☼	07/15/11 10:59	07/29/11 19:30	1

Client Sample ID: LL1SB-641M-0101-SO

Lab Sample ID: 240-1728-42

Date Collected: 07/06/11 09:30
Date Received: 07/06/11 13:15

Matrix: Solid
Percent Solids: 99.1

Method: 8270C/DoD - Semivolatile Organic Compounds (GC/MS) (Continued)

Analyte	Result	Qualifier	LOQ	DL	Unit	D	Prepared	Analyzed	Dil Fac
Benzo[k]fluoranthene	160	M	6.7	3.3	ug/Kg	☼	07/15/11 10:59	07/29/11 19:30	1
Chrysene	200		6.7	1.1	ug/Kg	☼	07/15/11 10:59	07/29/11 19:30	1
Dibenz(a,h)anthracene	30		6.7	3.3	ug/Kg	☼	07/15/11 10:59	07/29/11 19:30	1
Fluoranthene	510		6.7	3.3	ug/Kg	☼	07/15/11 10:59	07/29/11 19:30	1
Fluorene	12		6.7	3.3	ug/Kg	☼	07/15/11 10:59	07/29/11 19:30	1
Indeno[1,2,3-cd]pyrene	110		6.7	3.3	ug/Kg	☼	07/15/11 10:59	07/29/11 19:30	1
Naphthalene	13		6.7	3.3	ug/Kg	☼	07/15/11 10:59	07/29/11 19:30	1
Pyrene	370		6.7	3.3	ug/Kg	☼	07/15/11 10:59	07/29/11 19:30	1
Phenanthrene	220		6.7	3.3	ug/Kg	☼	07/15/11 10:59	07/29/11 19:30	1

Surrogate	*% Recovery*	*Qualifier*	*Limits*	*Prepared*	*Analyzed*	*Dil Fac*
2-Fluorobiphenyl (Surr)	*63*		*45 - 105*	*07/15/11 10:59*	*07/29/11 19:30*	*1*
2-Fluorophenol (Surr)	*59*		*35 - 105*	*07/15/11 10:59*	*07/29/11 19:30*	*1*
Nitrobenzene-d5 (Surr)	*58*		*35 - 100*	*07/15/11 10:59*	*07/29/11 19:30*	*1*
Terphenyl-d14 (Surr)	*73*		*30 - 125*	*07/15/11 10:59*	*07/29/11 19:30*	*1*
2,4,6-Tribromophenol (Surr)	*36*		*35 - 125*	*07/15/11 10:59*	*07/29/11 19:30*	*1*
Phenol-d5 (Surr)	*64*		*40 - 100*	*07/15/11 10:59*	*07/29/11 19:30*	*1*

Client Sample ID: LL1SB-641M-0102-SO

Lab Sample ID: 240-1728-43

Date Collected: 07/06/11 09:37
Date Received: 07/06/11 13:15

Matrix: Solid
Percent Solids: 99.6

Method: 8270C/DoD - Semivolatile Organic Compounds (GC/MS)

Analyte	Result	Qualifier	LOQ	DL	Unit	D	Prepared	Analyzed	Dil Fac
Acenaphthene	3.3	U	6.7	3.3	ug/Kg	☼	07/15/11 10:59	07/29/11 17:56	1
Acenaphthylene	3.3	U	6.7	3.3	ug/Kg	☼	07/15/11 10:59	07/29/11 17:56	1
Anthracene	3.3	U	6.7	3.3	ug/Kg	☼	07/15/11 10:59	07/29/11 17:56	1
Benzo[a]anthracene	3.3	U	6.7	3.3	ug/Kg	☼	07/15/11 10:59	07/29/11 17:56	1
Benzo[a]pyrene	3.3	U	6.7	3.3	ug/Kg	☼	07/15/11 10:59	07/29/11 17:56	1
Benzo[b]fluoranthene	3.3	U	6.7	3.3	ug/Kg	☼	07/15/11 10:59	07/29/11 17:56	1
Benzo[g,h,i]perylene	3.3	U	6.7	3.3	ug/Kg	☼	07/15/11 10:59	07/29/11 17:56	1
Benzo[k]fluoranthene	3.3	U	6.7	3.3	ug/Kg	☼	07/15/11 10:59	07/29/11 17:56	1
Chrysene	3.3	U	6.7	1.1	ug/Kg	☼	07/15/11 10:59	07/29/11 17:56	1
Dibenz(a,h)anthracene	3.3	U	6.7	3.3	ug/Kg	☼	07/15/11 10:59	07/29/11 17:56	1
Fluoranthene	3.3	U	6.7	3.3	ug/Kg	☼	07/15/11 10:59	07/29/11 17:56	1
Fluorene	3.3	U	6.7	3.3	ug/Kg	☼	07/15/11 10:59	07/29/11 17:56	1
Indeno[1,2,3-cd]pyrene	3.3	U	6.7	3.3	ug/Kg	☼	07/15/11 10:59	07/29/11 17:56	1
Naphthalene	3.3	U	6.7	3.3	ug/Kg	☼	07/15/11 10:59	07/29/11 17:56	1
Pyrene	3.3	U	6.7	3.3	ug/Kg	☼	07/15/11 10:59	07/29/11 17:56	1
Phenanthrene	3.3	U	6.7	3.3	ug/Kg	☼	07/15/11 10:59	07/29/11 17:56	1

Surrogate	*% Recovery*	*Qualifier*	*Limits*	*Prepared*	*Analyzed*	*Dil Fac*
2-Fluorobiphenyl (Surr)	*53*		*45 - 105*	*07/15/11 10:59*	*07/29/11 17:56*	*1*
2-Fluorophenol (Surr)	*49*		*35 - 105*	*07/15/11 10:59*	*07/29/11 17:56*	*1*
Nitrobenzene-d5 (Surr)	*52*		*35 - 100*	*07/15/11 10:59*	*07/29/11 17:56*	*1*
Terphenyl-d14 (Surr)	*77*		*30 - 125*	*07/15/11 10:59*	*07/29/11 17:56*	*1*
2,4,6-Tribromophenol (Surr)	*32*	*Q*	*35 - 125*	*07/15/11 10:59*	*07/29/11 17:56*	*1*
Phenol-d5 (Surr)	*53*		*40 - 100*	*07/15/11 10:59*	*07/29/11 17:56*	*1*

Client Sample Results

Client: Prudent Technologies, Inc
Project/Site: RVAAP

TestAmerica Job ID: 240-1728-1

Client Sample ID: LL1SB-641M-0103-SO

Date Collected: 07/06/11 09:40
Date Received: 07/06/11 13:15

Lab Sample ID: 240-1728-44

Matrix: Solid
Percent Solids: 99.5

Method: 8270C/DoD - Semivolatile Organic Compounds (GC/MS)

Analyte	Result	Qualifier	LOQ	DL	Unit	D	Prepared	Analyzed	Dil Fac
Acenaphthene	3.3	U	6.7	3.3	ug/Kg	☼	07/15/11 10:59	07/29/11 18:15	1
Acenaphthylene	3.3	U	6.7	3.3	ug/Kg	☼	07/15/11 10:59	07/29/11 18:15	1
Anthracene	3.3	U	6.7	3.3	ug/Kg	☼	07/15/11 10:59	07/29/11 18:15	1
Benzo[a]anthracene	**19**		6.7	3.3	ug/Kg	☼	07/15/11 10:59	07/29/11 18:15	1
Benzo[a]pyrene	**19**		6.7	3.3	ug/Kg	☼	07/15/11 10:59	07/29/11 18:15	1
Benzo[b]fluoranthene	**30**	**M**	6.7	3.3	ug/Kg	☼	07/15/11 10:59	07/29/11 18:15	1
Benzo[g,h,i]perylene	**19**	**M**	6.7	3.3	ug/Kg	☼	07/15/11 10:59	07/29/11 18:15	1
Benzo[k]fluoranthene	**13**	**M**	6.7	3.3	ug/Kg	☼	07/15/11 10:59	07/29/11 18:15	1
Chrysene	**21**		6.7	1.1	ug/Kg	☼	07/15/11 10:59	07/29/11 18:15	1
Dibenz(a,h)anthracene	3.3	U	6.7	3.3	ug/Kg	☼	07/15/11 10:59	07/29/11 18:15	1
Fluoranthene	**41**		6.7	3.3	ug/Kg	☼	07/15/11 10:59	07/29/11 18:15	1
Fluorene	3.3	U	6.7	3.3	ug/Kg	☼	07/15/11 10:59	07/29/11 18:15	1
Indeno[1,2,3-cd]pyrene	**17**	**M**	6.7	3.3	ug/Kg	☼	07/15/11 10:59	07/29/11 18:15	1
Naphthalene	3.3	U	6.7	3.3	ug/Kg	☼	07/15/11 10:59	07/29/11 18:15	1
Pyrene	**33**		6.7	3.3	ug/Kg	☼	07/15/11 10:59	07/29/11 18:15	1
Phenanthrene	**24**		6.7	3.3	ug/Kg	☼	07/15/11 10:59	07/29/11 18:15	1

Surrogate	*% Recovery*	*Qualifier*	*Limits*	*Prepared*	*Analyzed*	*Dil Fac*
2-Fluorobiphenyl (Surr)	*65*		*45 - 105*	*07/15/11 10:59*	*07/29/11 18:15*	*1*
2-Fluorophenol (Surr)	*56*		*35 - 105*	*07/15/11 10:59*	*07/29/11 18:15*	*1*
Nitrobenzene-d5 (Surr)	*59*		*35 - 100*	*07/15/11 10:59*	*07/29/11 18:15*	*1*
Terphenyl-d14 (Surr)	*83*		*30 - 125*	*07/15/11 10:59*	*07/29/11 18:15*	*1*
2,4,6-Tribromophenol (Surr)	*31*	*Q*	*35 - 125*	*07/15/11 10:59*	*07/29/11 18:15*	*1*
Phenol-d5 (Surr)	*65*		*40 - 100*	*07/15/11 10:59*	*07/29/11 18:15*	*1*

Client Sample ID: LL1SB-642M-0101-SO

Date Collected: 07/06/11 10:40
Date Received: 07/06/11 13:15

Lab Sample ID: 240-1728-45

Matrix: Solid
Percent Solids: 98.6

Method: 8270C/DoD - Semivolatile Organic Compounds (GC/MS)

Analyte	Result	Qualifier	LOQ	DL	Unit	D	Prepared	Analyzed	Dil Fac
Acenaphthene	17	U	34	17	ug/Kg	☼	07/15/11 10:59	07/29/11 19:12	5
Acenaphthylene	17	U	34	17	ug/Kg	☼	07/15/11 10:59	07/29/11 19:12	5
Anthracene	**80**	**D**	34	17	ug/Kg	☼	07/15/11 10:59	07/29/11 19:12	5
Benzo[a]anthracene	**210**	**D**	34	17	ug/Kg	☼	07/15/11 10:59	07/29/11 19:12	5
Benzo[a]pyrene	**190**	**D**	34	17	ug/Kg	☼	07/15/11 10:59	07/29/11 19:12	5
Benzo[b]fluoranthene	**250**	**D M**	34	17	ug/Kg	☼	07/15/11 10:59	07/29/11 19:12	5
Benzo[g,h,i]perylene	**140**	**D**	34	17	ug/Kg	☼	07/15/11 10:59	07/29/11 19:12	5
Benzo[k]fluoranthene	**110**	**D M**	34	17	ug/Kg	☼	07/15/11 10:59	07/29/11 19:12	5
Chrysene	**230**	**D**	34	5.6	ug/Kg	☼	07/15/11 10:59	07/29/11 19:12	5
Dibenz(a,h)anthracene	17	U	34	17	ug/Kg	☼	07/15/11 10:59	07/29/11 19:12	5
Fluoranthene	**510**	**D**	34	17	ug/Kg	☼	07/15/11 10:59	07/29/11 19:12	5
Fluorene	**37**	**D**	34	17	ug/Kg	☼	07/15/11 10:59	07/29/11 19:12	5
Indeno[1,2,3-cd]pyrene	**120**	**D**	34	17	ug/Kg	☼	07/15/11 10:59	07/29/11 19:12	5
Naphthalene	17	U	34	17	ug/Kg	☼	07/15/11 10:59	07/29/11 19:12	5
Pyrene	**380**	**D**	34	17	ug/Kg	☼	07/15/11 10:59	07/29/11 19:12	5
Phenanthrene	**340**	**D**	34	17	ug/Kg	☼	07/15/11 10:59	07/29/11 19:12	5

Surrogate	*% Recovery*	*Qualifier*	*Limits*	*Prepared*	*Analyzed*	*Dil Fac*
2-Fluorobiphenyl (Surr)	*70*		*45 - 105*	*07/15/11 10:59*	*07/29/11 19:12*	*5*

Client Sample ID: LL1SB-642M-0101-SO

Lab Sample ID: 240-1728-45
Date Collected: 07/06/11 10:40
Matrix: Solid
Date Received: 07/06/11 13:15
Percent Solids: 98.6

Method: 8270C/DoD - Semivolatile Organic Compounds (GC/MS) (Continued)

Surrogate	*% Recovery*	*Qualifier*	*Limits*	*Prepared*	*Analyzed*	*Dil Fac*
2-Fluorophenol (Surr)	*56*		*35 - 105*	*07/15/11 10:59*	*07/29/11 19:12*	*5*
Nitrobenzene-d5 (Surr)	*68*		*35 - 100*	*07/15/11 10:59*	*07/29/11 19:12*	*5*
Terphenyl-d14 (Surr)	*76*		*30 - 125*	*07/15/11 10:59*	*07/29/11 19:12*	*5*
2,4,6-Tribromophenol (Surr)	*45*	*M*	*35 - 125*	*07/15/11 10:59*	*07/29/11 19:12*	*5*
Phenol-d5 (Surr)	*62*		*40 - 100*	*07/15/11 10:59*	*07/29/11 19:12*	*5*

Client Sample ID: LL1SB-642M-0102-SO

Lab Sample ID: 240-1728-46
Date Collected: 07/06/11 10:40
Matrix: Solid
Date Received: 07/06/11 13:15
Percent Solids: 99.3

Method: 8270C/DoD - Semivolatile Organic Compounds (GC/MS)

Analyte	Result	Qualifier	LOQ	DL	Unit	D	Prepared	Analyzed	Dil Fac
Acenaphthene	3.3	U	6.7	3.3	ug/Kg	☼	07/15/11 10:59	07/29/11 18:34	1
Acenaphthylene	3.3	U	6.7	3.3	ug/Kg	☼	07/15/11 10:59	07/29/11 18:34	1
Anthracene	3.3	U	6.7	3.3	ug/Kg	☼	07/15/11 10:59	07/29/11 18:34	1
Benzo[a]anthracene	3.3	U	6.7	3.3	ug/Kg	☼	07/15/11 10:59	07/29/11 18:34	1
Benzo[a]pyrene	3.3	U	6.7	3.3	ug/Kg	☼	07/15/11 10:59	07/29/11 18:34	1
Benzo[b]fluoranthene	3.3	U	6.7	3.3	ug/Kg	☼	07/15/11 10:59	07/29/11 18:34	1
Benzo[g,h,i]perylene	3.3	U	6.7	3.3	ug/Kg	☼	07/15/11 10:59	07/29/11 18:34	1
Benzo[k]fluoranthene	3.3	U	6.7	3.3	ug/Kg	☼	07/15/11 10:59	07/29/11 18:34	1
Chrysene	3.3	U	6.7	1.1	ug/Kg	☼	07/15/11 10:59	07/29/11 18:34	1
Dibenz(a,h)anthracene	3.3	U	6.7	3.3	ug/Kg	☼	07/15/11 10:59	07/29/11 18:34	1
Fluoranthene	**7.2**		6.7	3.3	ug/Kg	☼	07/15/11 10:59	07/29/11 18:34	1
Fluorene	3.3	U	6.7	3.3	ug/Kg	☼	07/15/11 10:59	07/29/11 18:34	1
Indeno[1,2,3-cd]pyrene	3.3	U	6.7	3.3	ug/Kg	☼	07/15/11 10:59	07/29/11 18:34	1
Naphthalene	3.3	U	6.7	3.3	ug/Kg	☼	07/15/11 10:59	07/29/11 18:34	1
Pyrene	3.3	U	6.7	3.3	ug/Kg	☼	07/15/11 10:59	07/29/11 18:34	1
Phenanthrene	**13**		6.7	3.3	ug/Kg	☼	07/15/11 10:59	07/29/11 18:34	1

Surrogate	*% Recovery*	*Qualifier*	*Limits*	*Prepared*	*Analyzed*	*Dil Fac*
2-Fluorobiphenyl (Surr)	*46*	*M*	*45 - 105*	*07/15/11 10:59*	*07/29/11 18:34*	*1*
2-Fluorophenol (Surr)	*50*		*35 - 105*	*07/15/11 10:59*	*07/29/11 18:34*	*1*
Nitrobenzene-d5 (Surr)	*47*		*35 - 100*	*07/15/11 10:59*	*07/29/11 18:34*	*1*
Terphenyl-d14 (Surr)	*77*		*30 - 125*	*07/15/11 10:59*	*07/29/11 18:34*	*1*
2,4,6-Tribromophenol (Surr)	*39*		*35 - 125*	*07/15/11 10:59*	*07/29/11 18:34*	*1*
Phenol-d5 (Surr)	*51*		*40 - 100*	*07/15/11 10:59*	*07/29/11 18:34*	*1*

Client Sample ID: LL1SB-642M-0103-SO

Lab Sample ID: 240-1728-47
Date Collected: 07/06/11 10:40
Matrix: Solid
Date Received: 07/06/11 13:15
Percent Solids: 99.7

Method: 8270C/DoD - Semivolatile Organic Compounds (GC/MS)

Analyte	Result	Qualifier	LOQ	DL	Unit	D	Prepared	Analyzed	Dil Fac
Acenaphthene	3.3	U	6.7	3.3	ug/Kg	☼	07/15/11 10:59	07/29/11 18:53	1
Acenaphthylene	3.3	U	6.7	3.3	ug/Kg	☼	07/15/11 10:59	07/29/11 18:53	1
Anthracene	**11**		6.7	3.3	ug/Kg	☼	07/15/11 10:59	07/29/11 18:53	1
Benzo[a]anthracene	**37**		6.7	3.3	ug/Kg	☼	07/15/11 10:59	07/29/11 18:53	1
Benzo[a]pyrene	**33**		6.7	3.3	ug/Kg	☼	07/15/11 10:59	07/29/11 18:53	1

Client Sample ID: LL1SB-642M-0103-SO

Lab Sample ID: 240-1728-47

Date Collected: 07/06/11 10:40
Date Received: 07/06/11 13:15

Matrix: Solid
Percent Solids: 99.7

Method: 8270C/DoD - Semivolatile Organic Compounds (GC/MS) (Continued)

Analyte	Result	Qualifier	LOQ	DL	Unit	D	Prepared	Analyzed	Dil Fac
Benzo[b]fluoranthene	39	M	6.7	3.3	ug/Kg	☼	07/15/11 10:59	07/29/11 18:53	1
Benzo[g,h,i]perylene	22	M	6.7	3.3	ug/Kg	☼	07/15/11 10:59	07/29/11 18:53	1
Benzo[k]fluoranthene	27	M	6.7	3.3	ug/Kg	☼	07/15/11 10:59	07/29/11 18:53	1
Chrysene	37		6.7	1.1	ug/Kg	☼	07/15/11 10:59	07/29/11 18:53	1
Dibenz(a,h)anthracene	3.3	U	6.7	3.3	ug/Kg	☼	07/15/11 10:59	07/29/11 18:53	1
Fluoranthene	86		6.7	3.3	ug/Kg	☼	07/15/11 10:59	07/29/11 18:53	1
Fluorene	3.3	U	6.7	3.3	ug/Kg	☼	07/15/11 10:59	07/29/11 18:53	1
Indeno[1,2,3-cd]pyrene	21		6.7	3.3	ug/Kg	☼	07/15/11 10:59	07/29/11 18:53	1
Naphthalene	3.3	U	6.7	3.3	ug/Kg	☼	07/15/11 10:59	07/29/11 18:53	1
Pyrene	61		6.7	3.3	ug/Kg	☼	07/15/11 10:59	07/29/11 18:53	1
Phenanthrene	48		6.7	3.3	ug/Kg	☼	07/15/11 10:59	07/29/11 18:53	1

Surrogate	*% Recovery*	*Qualifier*	*Limits*	*Prepared*	*Analyzed*	*Dil Fac*
2-Fluorobiphenyl (Surr)	*58*	*M*	*45 - 105*	*07/15/11 10:59*	*07/29/11 18:53*	*1*
2-Fluorophenol (Surr)	*66*		*35 - 105*	*07/15/11 10:59*	*07/29/11 18:53*	*1*
Nitrobenzene-d5 (Surr)	*58*		*35 - 100*	*07/15/11 10:59*	*07/29/11 18:53*	*1*
Terphenyl-d14 (Surr)	*80*		*30 - 125*	*07/15/11 10:59*	*07/29/11 18:53*	*1*
2,4,6-Tribromophenol (Surr)	*48*		*35 - 125*	*07/15/11 10:59*	*07/29/11 18:53*	*1*
Phenol-d5 (Surr)	*65*		*40 - 100*	*07/15/11 10:59*	*07/29/11 18:53*	*1*

Client Sample ID: EQUIP RINSATE 2-1-11

Lab Sample ID: 240-1728-48

Date Collected: 07/06/11 09:00
Date Received: 07/06/11 13:15

Matrix: Water

Method: 8270C/DoD - Semivolatile Organic Compounds (GC/MS)

Analyte	Result	Qualifier	LOQ	DL	Unit	D	Prepared	Analyzed	Dil Fac
Acenaphthene	0.097	U	0.19	0.097	ug/L		07/07/11 10:27	08/05/11 16:26	1
Acenaphthylene	0.097	U	0.19	0.097	ug/L		07/07/11 10:27	08/05/11 16:26	1
Anthracene	0.097	U	0.19	0.097	ug/L		07/07/11 10:27	08/05/11 16:26	1
Benzo[a]anthracene	0.097	U	0.19	0.097	ug/L		07/07/11 10:27	08/05/11 16:26	1
Benzoic acid	9.7	U	24	9.7	ug/L		07/07/11 10:27	08/05/11 16:26	1
Benzo[b]fluoranthene	0.097	U	0.19	0.097	ug/L		07/07/11 10:27	08/05/11 16:26	1
Benzo[k]fluoranthene	0.097	U	0.19	0.097	ug/L		07/07/11 10:27	08/05/11 16:26	1
Benzyl alcohol	0.78	U	4.9	0.37	ug/L		07/07/11 10:27	08/05/11 16:26	1
Bis(2-chloroethoxy)methane	0.78	U	0.97	0.31	ug/L		07/07/11 10:27	08/05/11 16:26	1
Bis(2-chloroethyl)ether	0.097	U	0.97	0.097	ug/L		07/07/11 10:27	08/05/11 16:26	1
4-Bromophenyl phenyl ether	0.78	U	1.9	0.78	ug/L		07/07/11 10:27	08/05/11 16:26	1
Butyl benzyl phthalate	0.78	U	0.97	0.78	ug/L		07/07/11 10:27	08/05/11 16:26	1
2,4-Dimethylphenol	0.78	U	1.9	0.78	ug/L		07/07/11 10:27	08/05/11 16:26	1
Dimethyl phthalate	0.78	U	0.97	0.28	ug/L		07/07/11 10:27	08/05/11 16:26	1
4,6-Dinitro-2-methylphenol	2.3	U	4.9	2.3	ug/L		07/07/11 10:27	08/05/11 16:26	1
2,4-Dinitrophenol	2.3	U	4.9	2.3	ug/L		07/07/11 10:27	08/05/11 16:26	1
2,4-Dinitrotoluene	0.78	U	4.9	0.26	ug/L		07/07/11 10:27	08/05/11 16:26	1
2,6-Dinitrotoluene	0.78	U	4.9	0.78	ug/L		07/07/11 10:27	08/05/11 16:26	1
Fluoranthene	0.097	U	0.19	0.097	ug/L		07/07/11 10:27	08/05/11 16:26	1
Fluorene	0.097	U	0.19	0.097	ug/L		07/07/11 10:27	08/05/11 16:26	1
Hexachlorobenzene	0.097	U	0.19	0.097	ug/L		07/07/11 10:27	08/05/11 16:26	1
Hexachlorobutadiene	0.78	U	0.97	0.26	ug/L		07/07/11 10:27	08/05/11 16:26	1
Hexachlorocyclopentadiene	0.78	U	9.7	0.78	ug/L		07/07/11 10:27	08/05/11 16:26	1
Hexachloroethane	0.78	U	0.97	0.78	ug/L		07/07/11 10:27	08/05/11 16:26	1

Client: Prudent Technologies, Inc
Project/Site: RVAAP

TestAmerica Job ID: 240-1728-1

Client Sample ID: EQUIP RINSATE 2-1-11
Date Collected: 07/06/11 09:00
Date Received: 07/06/11 13:15

Lab Sample ID: 240-1728-48
Matrix: Water

Method: 8270C/DoD - Semivolatile Organic Compounds (GC/MS) (Continued)

Analyte	Result	Qualifier	LOQ	DL	Unit	D	Prepared	Analyzed	Dil Fac
N-Nitrosodiphenylamine	0.78	U	0.97	0.30	ug/L		07/07/11 10:27	08/05/11 16:26	1
N-Nitrosodi-n-propylamine	0.78	U	0.97	0.78	ug/L		07/07/11 10:27	08/05/11 16:26	1
1,4-Dichlorobenzene	0.78	U	0.97	0.33	ug/L		07/07/11 10:27	08/05/11 16:26	1
2-Chloronaphthalene	0.097	U	0.97	0.097	ug/L		07/07/11 10:27	08/05/11 16:26	1
2-Chlorophenol	0.78	U	0.97	0.28	ug/L		07/07/11 10:27	08/05/11 16:26	1
4-Chlorophenyl phenyl ether	0.78	U	1.9	0.29	ug/L		07/07/11 10:27	08/05/11 16:26	1
Chrysene	0.097	U	0.19	0.097	ug/L		07/07/11 10:27	08/05/11 16:26	1
Dibenz(a,h)anthracene	0.097	U	0.19	0.097	ug/L		07/07/11 10:27	08/05/11 16:26	1
Dibenzofuran	0.097	U	0.97	0.097	ug/L		07/07/11 10:27	08/05/11 16:26	1
Benzo[g,h,i]perylene	0.097	U	0.19	0.097	ug/L		07/07/11 10:27	08/05/11 16:26	1
Benzo[a]pyrene	0.097	U Q	0.19	0.097	ug/L		07/07/11 10:27	08/05/11 16:26	1
Di-n-butyl phthalate	0.78	U	0.97	0.65	ug/L		07/07/11 10:27	08/05/11 16:26	1
1,2-Dichlorobenzene	0.78	U	0.97	0.28	ug/L		07/07/11 10:27	08/05/11 16:26	1
1,3-Dichlorobenzene	0.78	U	0.97	0.78	ug/L		07/07/11 10:27	08/05/11 16:26	1
3,3'-Dichlorobenzidine	0.78	U	4.9	0.36	ug/L		07/07/11 10:27	08/05/11 16:26	1
2,4-Dichlorophenol	0.78	U	1.9	0.78	ug/L		07/07/11 10:27	08/05/11 16:26	1
Diethyl phthalate	0.78	U	0.97	0.58	ug/L		07/07/11 10:27	08/05/11 16:26	1
Indeno[1,2,3-cd]pyrene	0.097	U	0.19	0.097	ug/L		07/07/11 10:27	08/05/11 16:26	1
Isophorone	0.78	U	0.97	0.26	ug/L		07/07/11 10:27	08/05/11 16:26	1
2-Methylnaphthalene	0.097	U	0.19	0.097	ug/L		07/07/11 10:27	08/05/11 16:26	1
2-Methylphenol	0.78	U	0.97	0.78	ug/L		07/07/11 10:27	08/05/11 16:26	1
Naphthalene	0.097	U	0.19	0.097	ug/L		07/07/11 10:27	08/05/11 16:26	1
2-Nitroaniline	0.78	U	1.9	0.78	ug/L		07/07/11 10:27	08/05/11 16:26	1
3-Nitroaniline	0.78	U	1.9	0.27	ug/L		07/07/11 10:27	08/05/11 16:26	1
4-Nitroaniline	0.78	U	1.9	0.78	ug/L		07/07/11 10:27	08/05/11 16:26	1
Nitrobenzene	0.097	U	0.97	0.039	ug/L		07/07/11 10:27	08/05/11 16:26	1
2-Nitrophenol	0.78	U	1.9	0.27	ug/L		07/07/11 10:27	08/05/11 16:26	1
4-Nitrophenol	2.3	U	4.9	2.3	ug/L		07/07/11 10:27	08/05/11 16:26	1
Pyrene	0.097	U	0.19	0.097	ug/L		07/07/11 10:27	08/05/11 16:26	1
Pentachlorophenol	2.3	U	4.9	2.3	ug/L		07/07/11 10:27	08/05/11 16:26	1
Phenanthrene	0.097	U	0.19	0.097	ug/L		07/07/11 10:27	08/05/11 16:26	1
1,2,4-Trichlorobenzene	0.78	U	0.97	0.27	ug/L		07/07/11 10:27	08/05/11 16:26	1
2,4,5-Trichlorophenol	0.78	U	4.9	0.29	ug/L		07/07/11 10:27	08/05/11 16:26	1
2,4,6-Trichlorophenol	0.78	U	4.9	0.78	ug/L		07/07/11 10:27	08/05/11 16:26	1
Phenol	0.78	U	0.97	0.58	ug/L		07/07/11 10:27	08/05/11 16:26	1
Carbazole	0.78	U	0.97	0.27	ug/L		07/07/11 10:27	08/05/11 16:26	1
4-Chloroaniline	0.78	U	1.9	0.78	ug/L		07/07/11 10:27	08/05/11 16:26	1
3 & 4 Methylphenol	0.78	U	1.9	0.78	ug/L		07/07/11 10:27	08/05/11 16:26	1
Bis(2-ethylhexyl) phthalate	**2.2**	**B**	1.9	0.78	ug/L		07/07/11 10:27	08/05/11 16:26	1
Di-n-octyl phthalate	0.78	U	0.97	0.78	ug/L		07/07/11 10:27	08/05/11 16:26	1
4-Chloro-3-methylphenol	0.78	U	1.9	0.78	ug/L		07/07/11 10:27	08/05/11 16:26	1
bis (2-Chloroisopropyl) ether	0.78	U	0.97	0.39	ug/L		07/07/11 10:27	08/05/11 16:26	1

Surrogate	*% Recovery*	*Qualifier*	*Limits*	*Prepared*	*Analyzed*	*Dil Fac*
2-Fluorobiphenyl (Surr)	*37*	*Q*	*50 - 110*	*07/07/11 10:27*	*08/05/11 16:26*	*1*
2-Fluorophenol (Surr)	*37*		*20 - 110*	*07/07/11 10:27*	*08/05/11 16:26*	*1*
Nitrobenzene-d5 (Surr)	*41*		*40 - 110*	*07/07/11 10:27*	*08/05/11 16:26*	*1*
Terphenyl-d14 (Surr)	*47*	*Q*	*50 - 135*	*07/07/11 10:27*	*08/05/11 16:26*	*1*
2,4,6-Tribromophenol (Surr)	*31*	*Q*	*40 - 125*	*07/07/11 10:27*	*08/05/11 16:26*	*1*
Phenol-d5 (Surr)	*38*		*10 - 115*	*07/07/11 10:27*	*08/05/11 16:26*	*1*

Client Sample Results

Client: Prudent Technologies, Inc
Project/Site: RVAAP

TestAmerica Job ID: 240-1728-1

Client Sample ID: EQUIP RINSATE 2-1-11

Date Collected: 07/06/11 09:00
Date Received: 07/06/11 13:15

Lab Sample ID: 240-1728-48

Matrix: Water

Method: 8081/DOD - Organochlorine Pesticides (GC)

Analyte	Result	Qualifier	LOQ	DL	Unit	D	Prepared	Analyzed	Dil Fac
4,4'-DDD	0.0095	U	0.048	0.0091	ug/L		07/09/11 07:16	07/29/11 04:39	1
4,4'-DDE	0.0095	U	0.048	0.0092	ug/L		07/09/11 07:16	07/29/11 04:39	1
4,4'-DDT	0.029	U	0.048	0.015	ug/L		07/09/11 07:16	07/29/11 04:39	1
Aldrin	0.0095	U	0.048	0.0078	ug/L		07/09/11 07:16	07/29/11 04:39	1
alpha-BHC	0.0095	U	0.048	0.0067	ug/L		07/09/11 07:16	07/29/11 04:39	1
alpha-Chlordane	0.0095	U	0.048	0.013	ug/L		07/09/11 07:16	07/29/11 04:39	1
beta-BHC	0.0095	U	0.048	0.0080	ug/L		07/09/11 07:16	07/29/11 04:39	1
delta-BHC	0.0095	U	0.048	0.0083	ug/L		07/09/11 07:16	07/29/11 04:39	1
Dieldrin	0.0095	U	0.048	0.0071	ug/L		07/09/11 07:16	07/29/11 04:39	1
Endosulfan I	0.0095	U Q	0.048	0.012	ug/L		07/09/11 07:16	07/29/11 04:39	1
Endosulfan II	0.0095	U	0.048	0.011	ug/L		07/09/11 07:16	07/29/11 04:39	1
Endosulfan sulfate	0.0095	U	0.048	0.010	ug/L		07/09/11 07:16	07/29/11 04:39	1
Endrin	0.0095	U	0.048	0.010	ug/L		07/09/11 07:16	07/29/11 04:39	1
Endrin aldehyde	0.0095	U	0.048	0.010	ug/L		07/09/11 07:16	07/29/11 04:39	1
Endrin ketone	0.0095	U	0.048	0.0074	ug/L		07/09/11 07:16	07/29/11 04:39	1
gamma-BHC (Lindane)	0.0095	U	0.048	0.0061	ug/L		07/09/11 07:16	07/29/11 04:39	1
gamma-Chlordane	0.0095	U	0.048	0.011	ug/L		07/09/11 07:16	07/29/11 04:39	1
Heptachlor	0.0095	U	0.048	0.0076	ug/L		07/09/11 07:16	07/29/11 04:39	1
Heptachlor epoxide	0.0095	U	0.048	0.0068	ug/L		07/09/11 07:16	07/29/11 04:39	1
Methoxychlor	0.029	U	0.095	0.030	ug/L		07/09/11 07:16	07/29/11 04:39	1
Toxaphene	0.48	U	1.9	0.30	ug/L		07/09/11 07:16	07/29/11 04:39	1

Surrogate	*% Recovery*	*Qualifier*	*Limits*	*Prepared*	*Analyzed*	*Dil Fac*
DCB Decachlorobiphenyl	*117*		*30 - 135*	*07/09/11 07:16*	*07/29/11 04:39*	*1*
DCB Decachlorobiphenyl	*118*		*30 - 135*	*07/09/11 07:16*	*07/29/11 04:39*	*1*
Tetrachloro-m-xylene	*144*	*Q*	*25 - 140*	*07/09/11 07:16*	*07/29/11 04:39*	*1*
Tetrachloro-m-xylene	*119*		*25 - 140*	*07/09/11 07:16*	*07/29/11 04:39*	*1*

Method: 8082/DOD - Polychlorinated Biphenyls (PCBs) by Gas Chromatography

Analyte	Result	Qualifier	LOQ	DL	Unit	D	Prepared	Analyzed	Dil Fac
Aroclor 1016	0.19	U	0.48	0.16	ug/L		07/09/11 07:10	07/15/11 04:38	1
Aroclor 1221	0.19	U	0.48	0.12	ug/L		07/09/11 07:10	07/15/11 04:38	1
Aroclor 1232	0.19	U	0.48	0.15	ug/L		07/09/11 07:10	07/15/11 04:38	1
Aroclor 1242	0.38	U	0.48	0.21	ug/L		07/09/11 07:10	07/15/11 04:38	1
Aroclor 1248	0.19	U	0.48	0.095	ug/L		07/09/11 07:10	07/15/11 04:38	1
Aroclor 1254	0.19	U	0.48	0.15	ug/L		07/09/11 07:10	07/15/11 04:38	1
Aroclor 1260	0.19	U	0.48	0.16	ug/L		07/09/11 07:10	07/15/11 04:38	1

Surrogate	*% Recovery*	*Qualifier*	*Limits*	*Prepared*	*Analyzed*	*Dil Fac*
Tetrachloro-m-xylene	*76*		*40 - 140*	*07/09/11 07:10*	*07/15/11 04:38*	*1*
Tetrachloro-m-xylene	*82*		*40 - 140*	*07/09/11 07:10*	*07/15/11 04:38*	*1*
DCB Decachlorobiphenyl	*71*		*40 - 135*	*07/09/11 07:10*	*07/15/11 04:38*	*1*
DCB Decachlorobiphenyl	*67*		*40 - 135*	*07/09/11 07:10*	*07/15/11 04:38*	*1*

Method: 8330 (Modified) - Organic Compounds by UV/HPLC - Dissolved

Analyte	Result	Qualifier	LOQ	MDL	Unit	D	Prepared	Analyzed	Dil Fac
Nitroguanidine	6.0 U		20	2.4	ug/L		07/20/11 08:50	07/27/11 13:19	1

Method: 8330/8330A - Nitroaromatics & Nitramines: Explosives (8330/A)

Analyte	Result	Qualifier	LOQ	MDL	Unit	D	Prepared	Analyzed	Dil Fac
Nitroglycerin	0.50 U		0.64	0.33	ug/L		07/12/11 09:00	07/23/11 13:41	0.99

Client Sample ID: EQUIP RINSATE 2-1-11

Lab Sample ID: 240-1728-48

Date Collected: 07/06/11 09:00

Matrix: Water

Date Received: 07/06/11 13:15

Method: 8330/8330A - Nitroaromatics & Nitramines: Explosives (8330/A) (Continued)

Analyte	Result	Qualifier	LOQ	MDL	Unit	D	Prepared	Analyzed	Dil Fac
PETN	0.50 U		0.64	0.30	ug/L		07/12/11 09:00	07/23/11 13:41	0.99
2-Amino-4,6-dinitrotoluene	0.099 U		0.20	0.099	ug/L		07/12/11 09:00	07/23/11 13:41	0.99
4-Amino-2,6-dinitrotoluene	0.050 U		0.099	0.050	ug/L		07/12/11 09:00	07/23/11 13:41	0.99
1,3-Dinitrobenzene	0.050 U		0.099	0.050	ug/L		07/12/11 09:00	07/23/11 13:41	0.99
2,4-Dinitrotoluene	0.050 U		0.099	0.050	ug/L		07/12/11 09:00	07/23/11 13:41	0.99
2,6-Dinitrotoluene	0.050 U		0.099	0.050	ug/L		07/12/11 09:00	07/23/11 13:41	0.99
HMX	0.050 U		0.099	0.036	ug/L		07/12/11 09:00	07/23/11 13:41	0.99
Nitrobenzene	0.050 U		0.099	0.050	ug/L		07/12/11 09:00	07/23/11 13:41	0.99
2-Nitrotoluene	0.099 U		0.50	0.087	ug/L		07/12/11 09:00	07/23/11 13:41	0.99
3-Nitrotoluene	0.099 U		0.50	0.056	ug/L		07/12/11 09:00	07/23/11 13:41	0.99
4-Nitrotoluene	0.099 U		0.64	0.087	ug/L		07/12/11 09:00	07/23/11 13:41	0.99
RDX	0.050 U		0.099	0.036	ug/L		07/12/11 09:00	07/23/11 13:41	0.99
Tetryl	0.050 U		0.099	0.050	ug/L		07/12/11 09:00	07/23/11 13:41	0.99
1,3,5-Trinitrobenzene	0.050 U		0.099	0.030	ug/L		07/12/11 09:00	07/23/11 13:41	0.99
2,4,6-Trinitrotoluene	0.050 U		0.099	0.050	ug/L		07/12/11 09:00	07/23/11 13:41	0.99

Surrogate	*% Recovery*	*Qualifier*	*Limits*	*Prepared*	*Analyzed*	*Dil Fac*
3,4-Dinitrotoluene	*92*		*79 - 111*	*07/12/11 09:00*	*07/23/11 13:41*	*0.99*

Method: 6020/DOD - Metals (ICP/MS) - Total Recoverable

Analyte	Result	Qualifier	LOQ	DL	Unit	D	Prepared	Analyzed	Dil Fac
Aluminum	60	U	60	20	ug/L		07/28/11 11:13	08/29/11 12:14	1
Antimony	**0.27**	**J**	2.0	0.21	ug/L		07/28/11 11:13	08/29/11 12:14	1
Arsenic	1.0	U	5.0	0.44	ug/L		07/28/11 11:13	08/29/11 12:14	1
Barium	4.0	U	5.0	1.6	ug/L		07/28/11 11:13	08/29/11 12:14	1
Beryllium	0.10	U	1.0	0.033	ug/L		07/28/11 11:13	08/29/11 12:14	1
Cadmium	**0.031**	**J**	2.0	0.023	ug/L		07/28/11 11:13	08/29/11 12:14	1
Calcium	1000	U	2000	540	ug/L		07/28/11 11:13	08/29/11 12:14	1
Chromium	1.5	U	2.0	0.53	ug/L		07/28/11 11:13	08/29/11 12:14	1
Cobalt	0.090	U	1.0	0.030	ug/L		07/28/11 11:13	08/29/11 12:14	1
Copper	4.0	U	4.0	1.4	ug/L		07/28/11 11:13	08/29/11 12:14	1
Iron	100	U	150	44	ug/L		07/28/11 11:13	08/29/11 12:14	1
Lead	0.50	U	1.0	0.20	ug/L		07/28/11 11:13	08/29/11 12:14	1
Magnesium	300	U	1000	120	ug/L		07/28/11 11:13	08/29/11 12:14	1
Manganese	3.0	U	5.0	1.1	ug/L		07/28/11 11:13	08/29/11 12:14	1
Nickel	1.5	U	5.0	0.62	ug/L		07/28/11 11:13	08/29/11 12:14	1
Potassium	50	U	1000	16	ug/L		07/28/11 11:13	08/29/11 12:14	1
Selenium	0.50	U	5.0	0.20	ug/L		07/28/11 11:13	08/29/11 12:14	1
Silver	0.25	U	1.0	0.080	ug/L		07/28/11 11:13	08/29/11 12:14	1
Sodium	400	U	1000	160	ug/L		07/28/11 11:13	08/29/11 12:14	1
Thallium	1.0	U	2.0	0.32	ug/L		07/28/11 11:13	08/29/11 12:14	1
Vanadium	1.5	U	5.0	0.51	ug/L		07/28/11 11:13	08/29/11 12:14	1
Zinc	20	U	40	8.8	ug/L		07/28/11 11:13	08/29/11 12:14	1

Method: 7470A/DOD - Mercury (CVAA)

Analyte	Result	Qualifier	LOQ	DL	Unit	D	Prepared	Analyzed	Dil Fac
Hg	0.20	U	0.20	0.12	ug/L		07/27/11 14:30	07/29/11 10:54	1

General Chemistry

Analyte	Result	Qualifier	LOQ	DL	Unit	D	Prepared	Analyzed	Dil Fac
Hexavalent chromium	0.0040	U	0.020	0.0020	mg/L			07/06/11 17:03	1

Client Sample Results

Client: Prudent Technologies, Inc
Project/Site: RVAAP

TestAmerica Job ID: 240-1728-1

Client Sample ID: EQUIP RINSATE 2-1-11

Lab Sample ID: 240-1728-48

Date Collected: 07/06/11 09:00
Matrix: Water
Date Received: 07/06/11 13:15

Analyte	Result	Qualifier	LOQ	MDL	Unit	D	Prepared	Analyzed	Dil Fac
Nitrocellulose	1.0 U		2.0	0.48	mg/L		07/20/11 08:00	07/21/11 13:33	1

Surrogate Summary

Client: Prudent Technologies, Inc
Project/Site: RVAAP

TestAmerica Job ID: 240-1728-1

Method: 8260B/DoD - Volatile Organic Compounds (GC/MS)

Matrix: Solid **Prep Type: Total/NA**

		Percent Surrogate Recovery (Acceptance Limits)			
		TOL	12DCE	BFB	DBFM
Lab Sample ID	Client Sample ID	(85-115)	(61-130)	(85-120)	(59-138)
240-1728-5	LL3SD-416V-0001-SD	74 Q	83	74 Q	67
240-1728-7	LL3SD-417V-0001-SD	76 Q	82	76 Q	68
240-1728-15	LL2SS-516V-0001-SO	77 Q	87	76 Q	71
240-1728-15 MS	LL2SS-516V-0001-SO	74 Q	82	74 Q	70
240-1728-19	LL2SS-517V-0001-SO	78 Q	87	78 Q	72
240-1728-21	L12SS-300V-0001-SO	83 Q	88	80 Q	75
240-1728-23	L12SS-301V-0001-SO	78 Q	80	78 Q	70
240-1728-25	LL1SB-644V-0101-SO	77 Q	87	74 Q	70
240-1728-27	LL1SB-644V-0102-SO	82 Q	92	79 Q	74
240-1728-29	LL1SB-644V-0103-SO	80 Q	90	79 Q	72
240-1728-31	LL1SB-645V-0101-SO	75 Q	84	74 Q	69
240-1728-33	LL1SB-645V-0102-SO	80 Q	89	79 Q	73
240-1728-35	LL1SB-645V-0103-SO	81 Q	92	82 Q	76
LCS 240-8123/2-A	Lab Control Sample	88	95	89	82
LCS 240-8134/2-A	Lab Control Sample	90	97	91	86
MB 240-8123/1-A	Method Blank	89	99	87	81
MB 240-8134/1-A	Method Blank	85	97	86	79

Surrogate Legend

TOL = Toluene-d8 (Surr)
12DCE = 1,2-Dichloroethane-d4 (Surr)
BFB = 4-Bromofluorobenzene (Surr)
DBFM = Dibromofluoromethane (Surr)

Method: 8270C/DoD - Semivolatile Organic Compounds (GC/MS)

Matrix: Solid **Prep Type: Total/NA**

		Percent Surrogate Recovery (Acceptance Limits)					
		FBP	2FP	NBZ	TPH	TBP	PHL
Lab Sample ID	Client Sample ID	(45-105)	(35-105)	(35-100)	(30-125)	(35-125)	(40-100)
240-1728-1	LL2SB-512M-0101-SO	48	53	39	66	37	57
240-1728-2	LL2SB-512M-0102-SO	33 Q	45	33 Q	45	36	47
240-1728-3	LL2SB-512M-0103-SO	51	66	54 M	65	48	64 M
240-1728-4	LL3SD-416M-0001-SD	52	62 M	56	73	45	68
240-1728-6	LL3SD-417M-0001-SD	46	59 M	47	61	40	62
240-1728-8	LL3SS-419M-0001-SO	50	61	50	65	33 Q	60
240-1728-8 MS	LL3SS-419M-0001-SO	63	72	60	75	64	75
240-1728-8 MSD	LL3SS-419M-0001-SO	54	65	52	66	59	66
240-1728-10	LL3SS-420M-0001-SO	54	62	51	78	39	67
240-1728-11	LL3SS-421M-0001-SO	52	59	45	64	52	66
240-1728-12	LL3SB-422M-0001-SO	62	69	59	76	51	63
240-1728-13	LL2SS-519M-0001-SO	56	56	56	69	45	52
240-1728-14	LL2SS-516M-0001-SO	45	45	36	61	39	54
240-1728-14 MS	LL2SS-516M-0001-SO	52	56	44	69	48	63
240-1728-14 MSD	LL2SS-516M-0001-SO	58	66	56	72	57	72
240-1728-18	LL2SS-517M-0001-SO	48	58	46	63	46	61
240-1728-20	L12SS-300M-0001-SO	59 M	66 M	53	74	58	67
240-1728-22	L12SS-301M-0001-SO	62	75 M	60	81	60 M	71
240-1728-24	LL1SB-644M-0101-SO	60	73	60	70	42	73
240-1728-26	LL1SB-644M-0102-SO	52	62	52	70	34 Q	66
240-1728-28	LL1SB-644M-0103-SO	47	58	46	66	42	59

Method: 8270C/DoD - Semivolatile Organic Compounds (GC/MS) (Continued)

Matrix: Solid **Prep Type: Total/NA**

		Percent Surrogate Recovery (Acceptance Limits)					
		FBP	2FP	NBZ	TPH	TBP	PHL
Lab Sample ID	Client Sample ID	(45-105)	(35-105)	(35-100)	(30-125)	(35-125)	(40-100)
240-1728-30	LL1SB-645M-0101-SO	50	58	49	68	47	59
240-1728-32	LL1SB-645M-0102-SO	62	60	58	80	34 Q	73
240-1728-34	LL1SB-645M-0103-SO	45	66	49	68	55	65
240-1728-36	LL1SB-643M-0101-SO	48	59	49	60	51	58
240-1728-37	LL1SB-643M-0102-SO	53	61	50	65	51	63
240-1728-38	LL1SB-643M-0103-SO	63	69	60	75	53	72
240-1728-42	LL1SB-641M-0101-SO	63	59	58	73	36	64
240-1728-43	LL1SB-641M-0102-SO	53	49	52	77	32 Q	53
240-1728-44	LL1SB-641M-0103-SO	65	56	59	83	31 Q	65
240-1728-45	LL1SB-642M-0101-SO	70	56	68	76	45 M	62
240-1728-46	LL1SB-642M-0102-SO	46 M	50	47	77	39	51
240-1728-47	LL1SB-642M-0103-SO	58 M	66	58	80	48	65
LCS 240-8237/24-A	Lab Control Sample	44 Q	59	43	67	40	63
LCS 240-8437/14-A	Lab Control Sample	60	66	59	76	52	66
LCS 240-8593/16-A	Lab Control Sample	55	63	55	76	43	65
MB 240-8237/23-A	Method Blank	57	70	55	68	42	71
MB 240-8437/13-A	Method Blank	61	73	62	76	38	71
MB 240-8593/15-A	Method Blank	53	61	53	70	20 M Q	61

Surrogate Legend

FBP = 2-Fluorobiphenyl (Surr)
2FP = 2-Fluorophenol (Surr)
NBZ = Nitrobenzene-d5 (Surr)
TPH = Terphenyl-d14 (Surr)
TBP = 2,4,6-Tribromophenol (Surr)
PHL = Phenol-d5 (Surr)

Method: 8270C/DoD - Semivolatile Organic Compounds (GC/MS)

Matrix: Water **Prep Type: Total/NA**

		Percent Surrogate Recovery (Acceptance Limits)					
		FBP	2FP	NBZ	TPH	TBP	PHL
Lab Sample ID	Client Sample ID	(50-110)	(20-110)	(40-110)	(50-135)	(40-125)	(10-115)
240-1728-48	EQUIP RINSATE 2-1-11	37 Q	37	41	47 Q	31 Q	38
LCS 240-7492/4-A	Lab Control Sample	55	58	57	68	56	68
MB 240-7492/3-A	Method Blank	59	65	63	70	56	67

Surrogate Legend

FBP = 2-Fluorobiphenyl (Surr)
2FP = 2-Fluorophenol (Surr)
NBZ = Nitrobenzene-d5 (Surr)
TPH = Terphenyl-d14 (Surr)
TBP = 2,4,6-Tribromophenol (Surr)
PHL = Phenol-d5 (Surr)

Surrogate Summary

Client: Prudent Technologies, Inc
Project/Site: RVAAP

TestAmerica Job ID: 240-1728-1

Method: 8081/DOD - Organochlorine Pesticides (GC)

Matrix: Solid **Prep Type: Total/NA**

		Percent Surrogate Recovery (Acceptance Limits)			
		DCB1	DCB2	TCX1	TCX2
Lab Sample ID	Client Sample ID	(55-130)	(55-130)	(70-125)	(70-125)
240-1728-4	LL3SD-416M-0001-SD	1624 Q	122	243 M Q	76
240-1728-6	LL3SD-417M-0001-SD	0 Q	0 Q	2363 Q	120
240-1728-14	LL2SS-516M-0001-SO	769 Q	194 Q	163 Q	90
240-1728-14 MS	LL2SS-516M-0001-SO	819 Q	50 Q	138 Q	102 M
240-1728-14 MSD	LL2SS-516M-0001-SO	738 Q	150 Q	134 Q	95
240-1728-18	LL2SS-517M-0001-SO	0 Q	0 Q	2725 Q	99
240-1728-20	L12SS-300M-0001-SO	0 Q	0 Q	2270 Q	122
240-1728-22	L12SS-301M-0001-SO	0 Q	0 Q	3050 Q	135 Q
240-1728-24	LL1SB-644M-0101-SO	112	100	395 Q	123
240-1728-26	LL1SB-644M-0102-SO	118	181 Q	163 Q	103
240-1728-28	LL1SB-644M-0103-SO	123	97	122	127 Q
240-1728-30	LL1SB-645M-0101-SO	134 Q	129	395 Q	136 Q
240-1728-32	LL1SB-645M-0102-SO	123	113	265 Q	102
240-1728-34	LL1SB-645M-0103-SO	556 Q	516 Q	1440 Q	424 Q
240-1728-34 MS	LL1SB-645M-0103-SO	0 Q	0 Q	376 Q	144 Q
240-1728-34 MSD	LL1SB-645M-0103-SO	0 Q	0 Q	2975 Q	178 Q
LCS 240-8260/14-A	Lab Control Sample	94	91	153 Q	97
LCS 240-8605/10-A	Lab Control Sample	76	77	69 Q	73
MB 240-8260/15-A	Method Blank	87	88	141 Q	98
MB 240-8605/9-A	Method Blank	81	88	91	89

Surrogate Legend

DCB = DCB Decachlorobiphenyl

TCX = Tetrachloro-m-xylene

Method: 8081/DOD - Organochlorine Pesticides (GC)

Matrix: Water **Prep Type: Total/NA**

		Percent Surrogate Recovery (Acceptance Limits)			
		DCB1	DCB2	TCX1	TCX2
Lab Sample ID	Client Sample ID	(30-135)	(30-135)	(25-140)	(25-140)
240-1728-48	EQUIP RINSATE 2-1-11	117	118	144 Q	119
LCS 240-7787/4-A	Lab Control Sample	85	80	111	92
MB 240-7787/3-A	Method Blank	105	108	108	96

Surrogate Legend

DCB = DCB Decachlorobiphenyl

TCX = Tetrachloro-m-xylene

Method: 8082/DOD - Polychlorinated Biphenyls (PCBs) by Gas Chromatography

Matrix: Solid **Prep Type: Total/NA**

		Percent Surrogate Recovery (Acceptance Limits)			
		TCX1	TCX2	DCB1	DCB2
Lab Sample ID	Client Sample ID	(40-140)	(40-140)	(60-125)	(60-125)
240-1728-4	LL3SD-416M-0001-SD	65	64	322 Q	146 Q
240-1728-6	LL3SD-417M-0001-SD	68	67	208 Q	152 Q
240-1728-13	LL2SS-519M-0001-SO	95	100	135 Q	156 Q
240-1728-14	LL2SS-516M-0001-SO	86	91	200 Q	152 Q
240-1728-14 MS	LL2SS-516M-0001-SO	84	76	147 Q	78
240-1728-14 MSD	LL2SS-516M-0001-SO	69	69	142 Q	104

Surrogate Summary

Client: Prudent Technologies, Inc
Project/Site: RVAAP

TestAmerica Job ID: 240-1728-1

Method: 8082/DOD - Polychlorinated Biphenyls (PCBs) by Gas Chromatography (Continued)

Matrix: Solid **Prep Type: Total/NA**

		Percent Surrogate Recovery (Acceptance Limits)			
		TCX1	TCX2	DCB1	DCB2
Lab Sample ID	Client Sample ID	(40-140)	(40-140)	(60-125)	(60-125)
240-1728-18	LL2SS-517M-0001-SO	42	42	106	129 Q
240-1728-20	L12SS-300M-0001-SO	123	90	327 Q	307 Q
240-1728-22	L12SS-301M-0001-SO	92	86	460 Q	257 Q
240-1728-24	LL1SB-644M-0101-SO	86	95	95	144 Q
240-1728-26	LL1SB-644M-0102-SO	0 Q	0 Q	0 Q	0 Q
240-1728-28	LL1SB-644M-0103-SO	0 Q	0 Q	0 Q	0 Q
240-1728-30	LL1SB-645M-0101-SO	98	91	107	108
240-1728-32	LL1SB-645M-0102-SO	0 Q	0 Q	0 Q	0 Q
240-1728-32 MS	LL1SB-645M-0102-SO	0 Q	0 Q	0 Q	0 Q
240-1728-32 MSD	LL1SB-645M-0102-SO	0 Q	0 Q	0 Q	0 Q
240-1728-34	LL1SB-645M-0103-SO	79	82	91	97
LCS 240-8270/15-A	Lab Control Sample	99	97	113	112
LCS 240-8599/11-A	Lab Control Sample	110	104	99	107
MB 240-8270/14-A	Method Blank	105	104	102	109
MB 240-8599/10-A	Method Blank	90	89	90	94

Surrogate Legend

TCX = Tetrachloro-m-xylene

DCB = DCB Decachlorobiphenyl

Method: 8082/DOD - Polychlorinated Biphenyls (PCBs) by Gas Chromatography

Matrix: Water **Prep Type: Total/NA**

		Percent Surrogate Recovery (Acceptance Limits)			
		TCX1	TCX2	DCB1	DCB2
Lab Sample ID	Client Sample ID	(40-140)	(40-140)	(40-135)	(40-135)
240-1728-48	EQUIP RINSATE 2-1-11	76	82	71	67
LCS 240-7786/4-A	Lab Control Sample	75	77	31 Q	28 Q
MB 240-7786/3-A	Method Blank	73	74	75	71

Surrogate Legend

TCX = Tetrachloro-m-xylene

DCB = DCB Decachlorobiphenyl

Method: 8330/8330A - Nitroaromatics & Nitramines: Explosives (8330/A)

Matrix: Solid **Prep Type: Total**

		Percent Surrogate Recovery (Acceptance Limits)
		DNT
Lab Sample ID	Client Sample ID	(78-108)
240-1728-4	LL3SD-416M-0001-SD	90
240-1728-6	LL3SD-417M-0001-SD	91
240-1728-14	LL2SS-516M-0001-SO	94
240-1728-14 MS	LL2SS-516M-0001-SO	93
240-1728-14 MSD	LL2SS-516M-0001-SO	93
240-1728-18	LL2SS-517M-0001-SO	92
240-1728-20	L12SS-300M-0001-SO	91
240-1728-22	L12SS-301M-0001-SO	90
240-1728-24	LL1SB-644M-0101-SO	93
240-1728-26	LL1SB-644M-0102-SO	92
240-1728-28	LL1SB-644M-0103-SO	91

Surrogate Summary

Client: Prudent Technologies, Inc
Project/Site: RVAAP

TestAmerica Job ID: 240-1728-1

Method: 8330/8330A - Nitroaromatics & Nitramines: Explosives (8330/A) (Continued)

Matrix: Solid **Prep Type: Total**

		Percent Surrogate Recovery (Acceptance Limits)						
		DNT						
Lab Sample ID	Client Sample ID	(78-108)						
240-1728-30	LL1SB-645M-0101-SO	94						
240-1728-32	LL1SB-645M-0102-SO	92						
240-1728-34	LL1SB-645M-0103-SO	93						
240-1728-39	LL1SB-640M-0101-SO	91						
240-1728-40	LL1SB-640M-0102-SO	92						
240-1728-41	LL1SB-640M-0103-SO	93						
G1G150000123B	Method Blank	93						
G1G150000123C	Lab Control Sample	94						

Surrogate Legend

DNT = 3,4-Dinitrotoluene

Method: 8330/8330A - Nitroaromatics & Nitramines: Explosives (8330/A)

Matrix: Water **Prep Type: Total**

		Percent Surrogate Recovery (Acceptance Limits)						
		DNT						
Lab Sample ID	Client Sample ID	(79-111)						
240-1728-48	EQUIP RINSATE 2-1-11	92						
G1G120000068B	Method Blank	93						
G1G120000068C	Lab Control Sample	95						

Surrogate Legend

DNT = 3,4-Dinitrotoluene

Method: 8260B/DoD - Volatile Organic Compounds (GC/MS)

Lab Sample ID: MB 240-8123/1-A
Matrix: Solid
Analysis Batch: 8086

Client Sample ID: Method Blank
Prep Type: Total/NA
Prep Batch: 8123

Analyte	MB Result	MB Qualifier	LOQ	DL	Unit	D	Prepared	Analyzed	Dil Fac
1,1,1-Trichloroethane	10	U	250	21	ug/Kg		07/12/11 14:55	07/12/11 18:25	1
1,1,2,2-Tetrachloroethane	25	U	250	8.9	ug/Kg		07/12/11 14:55	07/12/11 18:25	1
1,1,2-Trichloroethane	25	U	250	12	ug/Kg		07/12/11 14:55	07/12/11 18:25	1
1,1-Dichloroethane	25	U	250	17	ug/Kg		07/12/11 14:55	07/12/11 18:25	1
1,1-Dichloroethene	25	U	250	18	ug/Kg		07/12/11 14:55	07/12/11 18:25	1
1,2-Dichloroethane	25	U	250	10	ug/Kg		07/12/11 14:55	07/12/11 18:25	1
1,2-Dichloroethene, Total	8.2	U	500	8.2	ug/Kg		07/12/11 14:55	07/12/11 18:25	1
1,2-Dichloropropane	10	U	250	8.2	ug/Kg		07/12/11 14:55	07/12/11 18:25	1
2-Butanone	100	U	1000	43	ug/Kg		07/12/11 14:55	07/12/11 18:25	1
2-Hexanone	50	U	1000	20	ug/Kg		07/12/11 14:55	07/12/11 18:25	1
4-Methyl-2-pentanone	100	U	1000	48	ug/Kg		07/12/11 14:55	07/12/11 18:25	1
Acetone	200	U	1000	170	ug/Kg		07/12/11 14:55	07/12/11 18:25	1
Benzene	25	U	250	12	ug/Kg		07/12/11 14:55	07/12/11 18:25	1
Bromoform	25	U	250	19	ug/Kg		07/12/11 14:55	07/12/11 18:25	1
Bromomethane	50	U	250	29	ug/Kg		07/12/11 14:55	07/12/11 18:25	1
Carbon disulfide	25	U	250	12	ug/Kg		07/12/11 14:55	07/12/11 18:25	1
Carbon tetrachloride	10	U	250	6.4	ug/Kg		07/12/11 14:55	07/12/11 18:25	1
Chlorobenzene	10	U	250	6.4	ug/Kg		07/12/11 14:55	07/12/11 18:25	1
Chloromethane	25	U	250	14	ug/Kg		07/12/11 14:55	07/12/11 18:25	1
cis-1,2-Dichloroethene	10	U	250	6.9	ug/Kg		07/12/11 14:55	07/12/11 18:25	1
cis-1,3-Dichloropropene	10	U	250	7.9	ug/Kg		07/12/11 14:55	07/12/11 18:25	1
Dibromochloromethane	25	U	250	12	ug/Kg		07/12/11 14:55	07/12/11 18:25	1
Bromodichloromethane	25	U	250	9.9	ug/Kg		07/12/11 14:55	07/12/11 18:25	1
Ethylbenzene	10	U	250	5.4	ug/Kg		07/12/11 14:55	07/12/11 18:25	1
Methylene Chloride	98.0	J	250	77	ug/Kg		07/12/11 14:55	07/12/11 18:25	1
Styrene	10	U	250	5.6	ug/Kg		07/12/11 14:55	07/12/11 18:25	1
Tetrachloroethene	25	U	250	12	ug/Kg		07/12/11 14:55	07/12/11 18:25	1
Toluene	25	U	250	17	ug/Kg		07/12/11 14:55	07/12/11 18:25	1
trans-1,2-Dichloroethene	25	U	250	9.2	ug/Kg		07/12/11 14:55	07/12/11 18:25	1
trans-1,3-Dichloropropene	25	U	250	20	ug/Kg		07/12/11 14:55	07/12/11 18:25	1
Trichloroethene	25	U	250	9.7	ug/Kg		07/12/11 14:55	07/12/11 18:25	1
Vinyl chloride	25	U	250	18	ug/Kg		07/12/11 14:55	07/12/11 18:25	1
Xylenes (total)	30	U	500	8.1	ug/Kg		07/12/11 14:55	07/12/11 18:25	1
Chloroform	25	U	250	8.8	ug/Kg		07/12/11 14:55	07/12/11 18:25	1
Bromochloromethane	25	U	250	13	ug/Kg		07/12/11 14:55	07/12/11 18:25	1
1,2-Dibromoethane	25	U	250	10	ug/Kg		07/12/11 14:55	07/12/11 18:25	1
Chloroethane	100	U	250	61	ug/Kg		07/12/11 14:55	07/12/11 18:25	1

Surrogate	*MB % Recovery*	*MB Qualifier*	*Limits*	*Prepared*	*Analyzed*	*Dil Fac*
Toluene-d8 (Surr)	*89*		*85 - 115*	*07/12/11 14:55*	*07/12/11 18:25*	*1*
1,2-Dichloroethane-d4 (Surr)	*99*		*61 - 130*	*07/12/11 14:55*	*07/12/11 18:25*	*1*
4-Bromofluorobenzene (Surr)	*87*		*85 - 120*	*07/12/11 14:55*	*07/12/11 18:25*	*1*
Dibromofluoromethane (Surr)	*81*		*59 - 138*	*07/12/11 14:55*	*07/12/11 18:25*	*1*

Method: 8260B/DoD - Volatile Organic Compounds (GC/MS) (Continued)

Lab Sample ID: LCS 240-8123/2-A
Matrix: Solid
Analysis Batch: 8086

Client Sample ID: Lab Control Sample
Prep Type: Total/NA
Prep Batch: 8123

Analyte	Spike Added	LCS Result	LCS Qualifier	Unit	D	% Rec	% Rec. Limits
1,1,1-Trichloroethane	500	426		ug/Kg		85	70 - 135
1,1,2,2-Tetrachloroethane	500	545		ug/Kg		109	55 - 130
1,1,2-Trichloroethane	500	535		ug/Kg		107	60 - 125
1,1-Dichloroethane	500	465		ug/Kg		93	75 - 125
1,1-Dichloroethene	500	462		ug/Kg		92	65 - 135
1,2-Dichloroethane	500	520		ug/Kg		104	70 - 135
1,2-Dichloropropane	500	500		ug/Kg		100	70 - 120
2-Butanone	1000	1090		ug/Kg		109	30 - 160
2-Hexanone	1000	1060		ug/Kg		106	45 - 145
4-Methyl-2-pentanone	1000	1020		ug/Kg		102	45 - 145
Acetone	1000	1090		ug/Kg		109	20 - 160
Benzene	500	496		ug/Kg		99	75 - 125
Bromoform	500	515		ug/Kg		103	55 - 135
Bromomethane	500	372		ug/Kg		74	30 - 160
Carbon disulfide	500	301		ug/Kg		60	45 - 160
Carbon tetrachloride	500	390		ug/Kg		78	65 - 135
Chlorobenzene	500	479		ug/Kg		96	75 - 125
Chloromethane	500	374		ug/Kg		75	50 - 130
cis-1,2-Dichloroethene	500	437		ug/Kg		87	65 - 125
cis-1,3-Dichloropropene	500	385		ug/Kg		77	70 - 125
Dibromochloromethane	500	424		ug/Kg		85	65 - 130
Bromodichloromethane	500	403		ug/Kg		81	70 - 130
Ethylbenzene	500	463		ug/Kg		93	75 - 125
Methylene Chloride	500	520		ug/Kg		104	55 - 140
m-Xylene & p-Xylene	1000	930		ug/Kg		93	80 - 125
o-Xylene	500	454		ug/Kg		91	75 - 125
Styrene	500	431		ug/Kg		86	75 - 125
Tetrachloroethene	500	483		ug/Kg		97	65 - 140
Toluene	500	490		ug/Kg		98	70 - 125
trans-1,2-Dichloroethene	500	434		ug/Kg		87	65 - 135
trans-1,3-Dichloropropene	500	392		ug/Kg		78	65 - 125
Trichloroethene	500	476		ug/Kg		95	75 - 125
Vinyl chloride	500	384		ug/Kg		77	60 - 125
Chloroform	500	481		ug/Kg		96	70 - 125
Bromochloromethane	500	480		ug/Kg		96	70 - 125
Chloroethane	500	297		ug/Kg		59	40 - 155

Surrogate	*LCS % Recovery*	*LCS Qualifier*	*Limits*
Toluene-d8 (Surr)	*88*		*85 - 115*
1,2-Dichloroethane-d4 (Surr)	*95*		*61 - 130*
4-Bromofluorobenzene (Surr)	*89*		*85 - 120*
Dibromofluoromethane (Surr)	*82*		*59 - 138*

Lab Sample ID: MB 240-8134/1-A
Matrix: Solid
Analysis Batch: 8086

Client Sample ID: Method Blank
Prep Type: Total/NA
Prep Batch: 8134

Analyte	MB Result	MB Qualifier	LOQ	DL	Unit	D	Prepared	Analyzed	Dil Fac
1,1,1-Trichloroethane	10	U	250	21	ug/Kg		07/12/11 15:40	07/12/11 21:16	1

Method: 8260B/DoD - Volatile Organic Compounds (GC/MS) (Continued)

Lab Sample ID: MB 240-8134/1-A
Matrix: Solid
Analysis Batch: 8086

Client Sample ID: Method Blank
Prep Type: Total/NA
Prep Batch: 8134

Analyte	MB Result	MB Qualifier	LOQ	DL	Unit	D	Prepared	Analyzed	Dil Fac
1,1,2,2-Tetrachloroethane	25	U	250	8.9	ug/Kg		07/12/11 15:40	07/12/11 21:16	1
1,1,2-Trichloroethane	25	U	250	12	ug/Kg		07/12/11 15:40	07/12/11 21:16	1
1,1-Dichloroethane	25	U	250	17	ug/Kg		07/12/11 15:40	07/12/11 21:16	1
1,1-Dichloroethene	25	U	250	18	ug/Kg		07/12/11 15:40	07/12/11 21:16	1
1,2-Dichloroethane	25	U	250	10	ug/Kg		07/12/11 15:40	07/12/11 21:16	1
1,2-Dichloroethene, Total	8.2	U	500	8.2	ug/Kg		07/12/11 15:40	07/12/11 21:16	1
1,2-Dichloropropane	10	U	250	8.2	ug/Kg		07/12/11 15:40	07/12/11 21:16	1
2-Butanone	100	U	1000	43	ug/Kg		07/12/11 15:40	07/12/11 21:16	1
2-Hexanone	50	U	1000	20	ug/Kg		07/12/11 15:40	07/12/11 21:16	1
4-Methyl-2-pentanone	100	U	1000	48	ug/Kg		07/12/11 15:40	07/12/11 21:16	1
Acetone	200	U	1000	170	ug/Kg		07/12/11 15:40	07/12/11 21:16	1
Benzene	25	U	250	12	ug/Kg		07/12/11 15:40	07/12/11 21:16	1
Bromoform	25	U	250	19	ug/Kg		07/12/11 15:40	07/12/11 21:16	1
Bromomethane	50	U	250	29	ug/Kg		07/12/11 15:40	07/12/11 21:16	1
Carbon disulfide	25	U	250	12	ug/Kg		07/12/11 15:40	07/12/11 21:16	1
Carbon tetrachloride	10	U	250	6.4	ug/Kg		07/12/11 15:40	07/12/11 21:16	1
Chlorobenzene	10	U	250	6.4	ug/Kg		07/12/11 15:40	07/12/11 21:16	1
Chloromethane	25	U	250	14	ug/Kg		07/12/11 15:40	07/12/11 21:16	1
cis-1,2-Dichloroethene	10	U	250	6.9	ug/Kg		07/12/11 15:40	07/12/11 21:16	1
cis-1,3-Dichloropropene	10	U	250	7.9	ug/Kg		07/12/11 15:40	07/12/11 21:16	1
Dibromochloromethane	25	U	250	12	ug/Kg		07/12/11 15:40	07/12/11 21:16	1
Bromodichloromethane	25	U	250	9.9	ug/Kg		07/12/11 15:40	07/12/11 21:16	1
Ethylbenzene	10	U	250	5.4	ug/Kg		07/12/11 15:40	07/12/11 21:16	1
Methylene Chloride	90.5	J	250	77	ug/Kg		07/12/11 15:40	07/12/11 21:16	1
Styrene	10	U	250	5.6	ug/Kg		07/12/11 15:40	07/12/11 21:16	1
Tetrachloroethene	25	U	250	12	ug/Kg		07/12/11 15:40	07/12/11 21:16	1
Toluene	25	U	250	17	ug/Kg		07/12/11 15:40	07/12/11 21:16	1
trans-1,2-Dichloroethene	25	U	250	9.2	ug/Kg		07/12/11 15:40	07/12/11 21:16	1
trans-1,3-Dichloropropene	25	U	250	20	ug/Kg		07/12/11 15:40	07/12/11 21:16	1
Trichloroethene	25	U	250	9.7	ug/Kg		07/12/11 15:40	07/12/11 21:16	1
Vinyl chloride	25	U	250	18	ug/Kg		07/12/11 15:40	07/12/11 21:16	1
Xylenes (total)	30	U	500	8.1	ug/Kg		07/12/11 15:40	07/12/11 21:16	1
Chloroform	25	U	250	8.8	ug/Kg		07/12/11 15:40	07/12/11 21:16	1
Bromochloromethane	25	U	250	13	ug/Kg		07/12/11 15:40	07/12/11 21:16	1
1,2-Dibromoethane	25	U	250	10	ug/Kg		07/12/11 15:40	07/12/11 21:16	1
Chloroethane	100	U	250	61	ug/Kg		07/12/11 15:40	07/12/11 21:16	1

Surrogate	*MB % Recovery*	*MB Qualifier*	*Limits*	*Prepared*	*Analyzed*	*Dil Fac*
Toluene-d8 (Surr)	*85*		*85 - 115*	*07/12/11 15:40*	*07/12/11 21:16*	*1*
1,2-Dichloroethane-d4 (Surr)	*97*		*61 - 130*	*07/12/11 15:40*	*07/12/11 21:16*	*1*
4-Bromofluorobenzene (Surr)	*86*		*85 - 120*	*07/12/11 15:40*	*07/12/11 21:16*	*1*
Dibromofluoromethane (Surr)	*79*		*59 - 138*	*07/12/11 15:40*	*07/12/11 21:16*	*1*

Lab Sample ID: LCS 240-8134/2-A
Matrix: Solid
Analysis Batch: 8086

Client Sample ID: Lab Control Sample
Prep Type: Total/NA
Prep Batch: 8134

Analyte	Spike Added	LCS Result	LCS Qualifier	Unit	D	% Rec	% Rec. Limits
1,1,1-Trichloroethane	500	437		ug/Kg		87	70 - 135

Method: 8260B/DoD - Volatile Organic Compounds (GC/MS) (Continued)

Lab Sample ID: LCS 240-8134/2-A
Matrix: Solid
Analysis Batch: 8086

Client Sample ID: Lab Control Sample
Prep Type: Total/NA
Prep Batch: 8134

Analyte	Spike Added	LCS Result	LCS Qualifier	Unit	D	% Rec	% Rec. Limits
1,1,2,2-Tetrachloroethane	500	520		ug/Kg		104	55 - 130
1,1,2-Trichloroethane	500	488		ug/Kg		98	60 - 125
1,1-Dichloroethane	500	473		ug/Kg		95	75 - 125
1,1-Dichloroethene	500	472		ug/Kg		94	65 - 135
1,2-Dichloroethane	500	488		ug/Kg		98	70 - 135
1,2-Dichloropropane	500	505		ug/Kg		101	70 - 120
2-Butanone	1000	975	J	ug/Kg		98	30 - 160
2-Hexanone	1000	895	J	ug/Kg		90	45 - 145
4-Methyl-2-pentanone	1000	880	J	ug/Kg		88	45 - 145
Acetone	1000	885	J	ug/Kg		89	20 - 160
Benzene	500	490		ug/Kg		98	75 - 125
Bromoform	500	485		ug/Kg		97	55 - 135
Bromomethane	500	349		ug/Kg		70	30 - 160
Carbon disulfide	500	309		ug/Kg		62	45 - 160
Carbon tetrachloride	500	392		ug/Kg		78	65 - 135
Chlorobenzene	500	467		ug/Kg		93	75 - 125
Chloromethane	500	343		ug/Kg		69	50 - 130
cis-1,2-Dichloroethene	500	443		ug/Kg		89	65 - 125
cis-1,3-Dichloropropene	500	370		ug/Kg		74	70 - 125
Dibromochloromethane	500	416		ug/Kg		83	65 - 130
Bromodichloromethane	500	391		ug/Kg		78	70 - 130
Ethylbenzene	500	448		ug/Kg		90	75 - 125
Methylene Chloride	500	600		ug/Kg		120	55 - 140
m-Xylene & p-Xylene	1000	895		ug/Kg		90	80 - 125
o-Xylene	500	454		ug/Kg		91	75 - 125
Styrene	500	417		ug/Kg		83	75 - 125
Tetrachloroethene	500	440		ug/Kg		88	65 - 140
Toluene	500	473		ug/Kg		95	70 - 125
trans-1,2-Dichloroethene	500	442		ug/Kg		88	65 - 135
trans-1,3-Dichloropropene	500	374		ug/Kg		75	65 - 125
Trichloroethene	500	464		ug/Kg		93	75 - 125
Vinyl chloride	500	370		ug/Kg		74	60 - 125
Chloroform	500	477		ug/Kg		95	70 - 125
Bromochloromethane	500	452		ug/Kg		90	70 - 125
Chloroethane	500	339		ug/Kg		68	40 - 155

Surrogate	*LCS % Recovery*	*LCS Qualifier*	*Limits*
Toluene-d8 (Surr)	*90*		*85 - 115*
1,2-Dichloroethane-d4 (Surr)	*97*		*61 - 130*
4-Bromofluorobenzene (Surr)	*91*		*85 - 120*
Dibromofluoromethane (Surr)	*86*		*59 - 138*

Lab Sample ID: 240-1728-15 MS
Matrix: Solid
Analysis Batch: 8086

Client Sample ID: LL2SS-516V-0001-SO
Prep Type: Total/NA
Prep Batch: 8134

Analyte	Sample Result	Sample Qualifier	Spike Added	MS Result	MS Qualifier	Unit	D	% Rec	% Rec. Limits
1,1,1-Trichloroethane	9.2	U	430	325		ug/Kg	☼	76	70 - 135
1,1,2,2-Tetrachloroethane	23	U	430	357		ug/Kg	☼	83	55 - 130

Method: 8260B/DoD - Volatile Organic Compounds (GC/MS) (Continued)

Lab Sample ID: 240-1728-15 MS
Matrix: Solid
Analysis Batch: 8086

Client Sample ID: LL2SS-516V-0001-SO
Prep Type: Total/NA
Prep Batch: 8134

Analyte	Sample Result	Sample Qualifier	Spike Added	MS Result	MS Qualifier	Unit	D	% Rec	% Rec. Limits
1,1,2-Trichloroethane	23	U	430	377		ug/Kg	☼	88	60 - 125
1,1-Dichloroethane	23	U	430	353		ug/Kg	☼	82	75 - 125
1,1-Dichloroethene	23	U	430	327		ug/Kg	☼	76	65 - 135
1,2-Dichloroethane	23	U	430	366		ug/Kg	☼	85	70 - 135
1,2-Dichloropropane	9.2	U	430	365		ug/Kg	☼	85	70 - 120
2-Butanone	92	U	859	782	J	ug/Kg	☼	91	30 - 160
2-Hexanone	46	U	859	670	J	ug/Kg	☼	78	45 - 145
4-Methyl-2-pentanone	92	U	859	670	J	ug/Kg	☼	78	45 - 145
Acetone	180	U	859	666	J	ug/Kg	☼	77	20 - 160
Benzene	23	U	430	367		ug/Kg	☼	85	75 - 125
Bromoform	23	U	430	386		ug/Kg	☼	90	55 - 135
Bromomethane	46	U	430	250		ug/Kg	☼	58	30 - 160
Carbon disulfide	23	U	430	217		ug/Kg	☼	50	45 - 160
Carbon tetrachloride	9.2	U	430	293		ug/Kg	☼	68	65 - 135
Chlorobenzene	9.2	U	430	344		ug/Kg	☼	80	75 - 125
Chloromethane	23	U	430	243		ug/Kg	☼	57	50 - 130
cis-1,2-Dichloroethene	9.2	U	430	332		ug/Kg	☼	77	65 - 125
cis-1,3-Dichloropropene	9.2	U J	430	282	J	ug/Kg	☼	66	70 - 125
Dibromochloromethane	23	U	430	327		ug/Kg	☼	76	65 - 130
Bromodichloromethane	23	U J	430	293	J	ug/Kg	☼	68	70 - 130
Ethylbenzene	9.2	U	430	333		ug/Kg	☼	77	75 - 125
Methylene Chloride	200	J	430	481		ug/Kg	☼	66	55 - 140
m-Xylene & p-Xylene	18		859	670	J	ug/Kg	☼	78	80 - 125
o-Xylene	9.2		430	334		ug/Kg	☼	78	75 - 125
Styrene	9.2	U J	430	307	J	ug/Kg	☼	71	75 - 125
Tetrachloroethene	23	U	430	342		ug/Kg	☼	80	65 - 140
Toluene	23	U	430	354		ug/Kg	☼	82	70 - 125
trans-1,2-Dichloroethene	23	U	430	322		ug/Kg	☼	75	65 - 135
trans-1,3-Dichloropropene	23	U J	430	263	J	ug/Kg	☼	61	65 - 125
Trichloroethene	23	U	430	359		ug/Kg	☼	83	75 - 125
Vinyl chloride	23	U J	430	248	J	ug/Kg	☼	58	60 - 125
Chloroform	23	U	430	353		ug/Kg	☼	82	70 - 125
Bromochloromethane	23	U	430	342		ug/Kg	☼	80	70 - 125
Chloroethane	92	U	430	287		ug/Kg	☼	67	40 - 155

Surrogate	*MS % Recovery*	*MS Qualifier*	*Limits*
Toluene-d8 (Surr)	*74*	*Q*	*85 - 115*
1,2-Dichloroethane-d4 (Surr)	*82*		*61 - 130*
4-Bromofluorobenzene (Surr)	*74*	*Q*	*85 - 120*
Dibromofluoromethane (Surr)	*70*		*59 - 138*

Method: 8270C/DoD - Semivolatile Organic Compounds (GC/MS)

Lab Sample ID: MB 240-7492/3-A
Matrix: Water
Analysis Batch: 11019

Client Sample ID: Method Blank
Prep Type: Total/NA
Prep Batch: 7492

Analyte	MB Result	MB Qualifier	LOQ	DL	Unit	D	Prepared	Analyzed	Dil Fac
Acenaphthene	0.10	U	0.20	0.10	ug/L		07/07/11 10:27	08/05/11 12:21	1

Method: 8270C/DoD - Semivolatile Organic Compounds (GC/MS) (Continued)

Lab Sample ID: MB 240-7492/3-A
Matrix: Water
Analysis Batch: 11019

Client Sample ID: Method Blank
Prep Type: Total/NA
Prep Batch: 7492

Analyte	MB Result	MB Qualifier	LOQ	DL	Unit	D	Prepared	Analyzed	Dil Fac
Acenaphthylene	0.10	U	0.20	0.10	ug/L		07/07/11 10:27	08/05/11 12:21	1
Anthracene	0.10	U	0.20	0.10	ug/L		07/07/11 10:27	08/05/11 12:21	1
Benzo[a]anthracene	0.10	U	0.20	0.10	ug/L		07/07/11 10:27	08/05/11 12:21	1
Benzoic acid	10	U	25	10	ug/L		07/07/11 10:27	08/05/11 12:21	1
Benzo[b]fluoranthene	0.10	U	0.20	0.10	ug/L		07/07/11 10:27	08/05/11 12:21	1
Benzo[k]fluoranthene	0.10	U	0.20	0.10	ug/L		07/07/11 10:27	08/05/11 12:21	1
Benzyl alcohol	0.80	U	5.0	0.38	ug/L		07/07/11 10:27	08/05/11 12:21	1
Bis(2-chloroethoxy)methane	0.80	U	1.0	0.32	ug/L		07/07/11 10:27	08/05/11 12:21	1
Bis(2-chloroethyl)ether	0.10	U	1.0	0.10	ug/L		07/07/11 10:27	08/05/11 12:21	1
4-Bromophenyl phenyl ether	0.80	U	2.0	0.80	ug/L		07/07/11 10:27	08/05/11 12:21	1
Butyl benzyl phthalate	0.80	U	1.0	0.80	ug/L		07/07/11 10:27	08/05/11 12:21	1
2,4-Dimethylphenol	0.80	U	2.0	0.80	ug/L		07/07/11 10:27	08/05/11 12:21	1
Dimethyl phthalate	0.80	U	1.0	0.29	ug/L		07/07/11 10:27	08/05/11 12:21	1
4,6-Dinitro-2-methylphenol	2.4	U	5.0	2.4	ug/L		07/07/11 10:27	08/05/11 12:21	1
2,4-Dinitrophenol	2.4	U	5.0	2.4	ug/L		07/07/11 10:27	08/05/11 12:21	1
2,4-Dinitrotoluene	0.80	U	5.0	0.27	ug/L		07/07/11 10:27	08/05/11 12:21	1
2,6-Dinitrotoluene	0.80	U	5.0	0.80	ug/L		07/07/11 10:27	08/05/11 12:21	1
Fluoranthene	0.10	U	0.20	0.10	ug/L		07/07/11 10:27	08/05/11 12:21	1
Fluorene	0.10	U	0.20	0.10	ug/L		07/07/11 10:27	08/05/11 12:21	1
Hexachlorobenzene	0.10	U	0.20	0.10	ug/L		07/07/11 10:27	08/05/11 12:21	1
Hexachlorobutadiene	0.80	U	1.0	0.27	ug/L		07/07/11 10:27	08/05/11 12:21	1
Hexachlorocyclopentadiene	0.80	U	10	0.80	ug/L		07/07/11 10:27	08/05/11 12:21	1
Hexachloroethane	0.80	U	1.0	0.80	ug/L		07/07/11 10:27	08/05/11 12:21	1
N-Nitrosodiphenylamine	0.80	U	1.0	0.31	ug/L		07/07/11 10:27	08/05/11 12:21	1
N-Nitrosodi-n-propylamine	0.80	U	1.0	0.80	ug/L		07/07/11 10:27	08/05/11 12:21	1
1,4-Dichlorobenzene	0.80	U	1.0	0.34	ug/L		07/07/11 10:27	08/05/11 12:21	1
2-Chloronaphthalene	0.10	U	1.0	0.10	ug/L		07/07/11 10:27	08/05/11 12:21	1
2-Chlorophenol	0.80	U	1.0	0.29	ug/L		07/07/11 10:27	08/05/11 12:21	1
4-Chlorophenyl phenyl ether	0.80	U	2.0	0.30	ug/L		07/07/11 10:27	08/05/11 12:21	1
Chrysene	0.10	U	0.20	0.10	ug/L		07/07/11 10:27	08/05/11 12:21	1
Dibenz(a,h)anthracene	0.10	U	0.20	0.10	ug/L		07/07/11 10:27	08/05/11 12:21	1
Dibenzofuran	0.10	U	1.0	0.10	ug/L		07/07/11 10:27	08/05/11 12:21	1
Benzo[g,h,i]perylene	0.10	U	0.20	0.10	ug/L		07/07/11 10:27	08/05/11 12:21	1
Benzo[a]pyrene	0.10	U	0.20	0.10	ug/L		07/07/11 10:27	08/05/11 12:21	1
Di-n-butyl phthalate	0.80	U	1.0	0.67	ug/L		07/07/11 10:27	08/05/11 12:21	1
1,2-Dichlorobenzene	0.80	U	1.0	0.29	ug/L		07/07/11 10:27	08/05/11 12:21	1
1,3-Dichlorobenzene	0.80	U	1.0	0.80	ug/L		07/07/11 10:27	08/05/11 12:21	1
3,3'-Dichlorobenzidine	0.80	U	5.0	0.37	ug/L		07/07/11 10:27	08/05/11 12:21	1
2,4-Dichlorophenol	0.80	U	2.0	0.80	ug/L		07/07/11 10:27	08/05/11 12:21	1
Diethyl phthalate	0.80	U	1.0	0.60	ug/L		07/07/11 10:27	08/05/11 12:21	1
Indeno[1,2,3-cd]pyrene	0.10	U	0.20	0.10	ug/L		07/07/11 10:27	08/05/11 12:21	1
Isophorone	0.80	U	1.0	0.27	ug/L		07/07/11 10:27	08/05/11 12:21	1
2-Methylnaphthalene	0.10	U	0.20	0.10	ug/L		07/07/11 10:27	08/05/11 12:21	1
2-Methylphenol	0.80	U	1.0	0.80	ug/L		07/07/11 10:27	08/05/11 12:21	1
Naphthalene	0.10	U	0.20	0.10	ug/L		07/07/11 10:27	08/05/11 12:21	1
2-Nitroaniline	0.80	U	2.0	0.80	ug/L		07/07/11 10:27	08/05/11 12:21	1
3-Nitroaniline	0.80	U	2.0	0.28	ug/L		07/07/11 10:27	08/05/11 12:21	1
4-Nitroaniline	0.80	U	2.0	0.80	ug/L		07/07/11 10:27	08/05/11 12:21	1
Nitrobenzene	0.10	U	1.0	0.040	ug/L		07/07/11 10:27	08/05/11 12:21	1
2-Nitrophenol	0.80	U	2.0	0.28	ug/L		07/07/11 10:27	08/05/11 12:21	1

Method: 8270C/DoD - Semivolatile Organic Compounds (GC/MS) (Continued)

Lab Sample ID: MB 240-7492/3-A
Matrix: Water
Analysis Batch: 11019

Client Sample ID: Method Blank
Prep Type: Total/NA
Prep Batch: 7492

Analyte	MB Result	MB Qualifier	LOQ	DL	Unit	D	Prepared	Analyzed	Dil Fac
4-Nitrophenol	2.4	U	5.0	2.4	ug/L		07/07/11 10:27	08/05/11 12:21	1
Pyrene	0.10	U	0.20	0.10	ug/L		07/07/11 10:27	08/05/11 12:21	1
Pentachlorophenol	2.4	U	5.0	2.4	ug/L		07/07/11 10:27	08/05/11 12:21	1
Phenanthrene	0.10	U	0.20	0.10	ug/L		07/07/11 10:27	08/05/11 12:21	1
1,2,4-Trichlorobenzene	0.80	U	1.0	0.28	ug/L		07/07/11 10:27	08/05/11 12:21	1
2,4,5-Trichlorophenol	0.80	U	5.0	0.30	ug/L		07/07/11 10:27	08/05/11 12:21	1
2,4,6-Trichlorophenol	0.80	U	5.0	0.80	ug/L		07/07/11 10:27	08/05/11 12:21	1
Phenol	0.80	U	1.0	0.60	ug/L		07/07/11 10:27	08/05/11 12:21	1
Carbazole	0.80	U	1.0	0.28	ug/L		07/07/11 10:27	08/05/11 12:21	1
4-Chloroaniline	0.80	U	2.0	0.80	ug/L		07/07/11 10:27	08/05/11 12:21	1
3 & 4 Methylphenol	0.80	U	2.0	0.80	ug/L		07/07/11 10:27	08/05/11 12:21	1
Bis(2-ethylhexyl) phthalate	2.50		2.0	0.80	ug/L		07/07/11 10:27	08/05/11 12:21	1
Di-n-octyl phthalate	0.80	U	1.0	0.80	ug/L		07/07/11 10:27	08/05/11 12:21	1
4-Chloro-3-methylphenol	0.80	U	2.0	0.80	ug/L		07/07/11 10:27	08/05/11 12:21	1
bis (2-Chloroisopropyl) ether	0.80	U	1.0	0.40	ug/L		07/07/11 10:27	08/05/11 12:21	1

Surrogate	*MB % Recovery*	*MB Qualifier*	*Limits*	*Prepared*	*Analyzed*	*Dil Fac*
2-Fluorobiphenyl (Surr)	*59*		*50 - 110*	*07/07/11 10:27*	*08/05/11 12:21*	*1*
2-Fluorophenol (Surr)	*65*		*20 - 110*	*07/07/11 10:27*	*08/05/11 12:21*	*1*
Nitrobenzene-d5 (Surr)	*63*		*40 - 110*	*07/07/11 10:27*	*08/05/11 12:21*	*1*
Terphenyl-d14 (Surr)	*70*		*50 - 135*	*07/07/11 10:27*	*08/05/11 12:21*	*1*
2,4,6-Tribromophenol (Surr)	*56*		*40 - 125*	*07/07/11 10:27*	*08/05/11 12:21*	*1*
Phenol-d5 (Surr)	*67*		*10 - 115*	*07/07/11 10:27*	*08/05/11 12:21*	*1*

Lab Sample ID: LCS 240-7492/4-A
Matrix: Water
Analysis Batch: 11019

Client Sample ID: Lab Control Sample
Prep Type: Total/NA
Prep Batch: 7492

Analyte	Spike Added	LCS Result	LCS Qualifier	Unit	D	% Rec	% Rec. Limits
Acenaphthene	20.0	11.0		ug/L		55	45 - 110
Acenaphthylene	20.0	11.3		ug/L		57	50 - 105
Anthracene	20.0	11.9		ug/L		59	55 - 110
Benzo[a]anthracene	20.0	11.7		ug/L		59	55 - 110
Benzoic acid	20.0	10	U M	ug/L		34	0 - 125
Benzo[b]fluoranthene	20.0	11.7		ug/L		59	45 - 120
Benzo[k]fluoranthene	20.0	12.3		ug/L		62	45 - 125
Benzyl alcohol	20.0	13.0		ug/L		65	30 - 110
Bis(2-chloroethoxy)methane	20.0	12.2		ug/L		61	45 - 105
Bis(2-chloroethyl)ether	20.0	13.2		ug/L		66	35 - 110
4-Bromophenyl phenyl ether	20.0	12.0		ug/L		60	50 - 115
Butyl benzyl phthalate	20.0	12.9		ug/L		65	45 - 115
2,4-Dimethylphenol	20.0	8.60		ug/L		43	30 - 110
Dimethyl phthalate	20.0	12.2		ug/L		61	25 - 125
4,6-Dinitro-2-methylphenol	20.0	11.5		ug/L		57	40 - 130
2,4-Dinitrophenol	20.0	7.12		ug/L		36	15 - 140
2,4-Dinitrotoluene	20.0	13.1		ug/L		65	50 - 120
2,6-Dinitrotoluene	20.0	13.5		ug/L		67	50 - 115
Fluoranthene	20.0	12.4		ug/L		62	55 - 115
Fluorene	20.0	11.6		ug/L		58	50 - 110

Method: 8270C/DoD - Semivolatile Organic Compounds (GC/MS) (Continued)

Lab Sample ID: LCS 240-7492/4-A
Matrix: Water
Analysis Batch: 11019

Client Sample ID: Lab Control Sample
Prep Type: Total/NA
Prep Batch: 7492

Analyte	Spike Added	LCS Result	LCS Qualifier	Unit	D	% Rec	% Rec. Limits
Hexachlorobenzene	20.0	11.7		ug/L		59	50 - 110
Hexachlorobutadiene	20.0	8.96		ug/L		45	25 - 105
Hexachloroethane	20.0	9.70		ug/L		49	30 - 95
N-Nitrosodiphenylamine	20.0	12.0		ug/L		60	50 - 110
N-Nitrosodi-n-propylamine	20.0	14.1		ug/L		71	35 - 130
1,4-Dichlorobenzene	20.0	10.5	M	ug/L		53	30 - 100
2-Chloronaphthalene	20.0	11.1		ug/L		56	50 - 105
2-Chlorophenol	20.0	11.0		ug/L		55	35 - 105
4-Chlorophenyl phenyl ether	20.0	12.0		ug/L		60	50 - 110
Chrysene	20.0	11.7		ug/L		59	55 - 110
Dibenz(a,h)anthracene	20.0	12.9		ug/L		65	40 - 125
Dibenzofuran	20.0	11.7		ug/L		59	55 - 105
Benzo[g,h,i]perylene	20.0	12.8		ug/L		64	40 - 125
Benzo[a]pyrene	20.0	10.2	Q	ug/L		51	55 - 110
Di-n-butyl phthalate	20.0	12.7		ug/L		63	55 - 115
1,2-Dichlorobenzene	20.0	10.4		ug/L		52	35 - 100
1,3-Dichlorobenzene	20.0	9.52		ug/L		48	30 - 100
3,3'-Dichlorobenzidine	20.0	8.10		ug/L		41	20 - 110
2,4-Dichlorophenol	20.0	11.1		ug/L		56	50 - 105
Diethyl phthalate	20.0	11.8		ug/L		59	40 - 120
Indeno[1,2,3-cd]pyrene	20.0	12.9		ug/L		64	45 - 125
Isophorone	20.0	12.2		ug/L		61	50 - 110
2-Methylnaphthalene	20.0	13.5		ug/L		68	45 - 105
2-Methylphenol	20.0	14.0		ug/L		70	40 - 110
Naphthalene	20.0	10.8		ug/L		54	40 - 100
2-Nitroaniline	20.0	12.7		ug/L		63	50 - 115
3-Nitroaniline	20.0	12.6		ug/L		63	20 - 125
4-Nitroaniline	20.0	11.6		ug/L		58	35 - 120
Nitrobenzene	20.0	11.5		ug/L		58	45 - 110
2-Nitrophenol	20.0	11.6		ug/L		58	40 - 115
4-Nitrophenol	20.0	11.6		ug/L		58	0 - 125
Pyrene	20.0	11.7		ug/L		58	50 - 130
Pentachlorophenol	20.0	8.12		ug/L		41	40 - 115
Phenanthrene	20.0	11.7		ug/L		59	50 - 115
1,2,4-Trichlorobenzene	20.0	9.76		ug/L		49	35 - 105
2,4,5-Trichlorophenol	20.0	11.4		ug/L		57	50 - 110
2,4,6-Trichlorophenol	20.0	10.8		ug/L		54	50 - 115
Phenol	20.0	12.5		ug/L		63	0 - 115
Carbazole	20.0	12.4		ug/L		62	50 - 115
4-Chloroaniline	20.0	10.8		ug/L		54	15 - 110
3 & 4 Methylphenol	40.0	27.2		ug/L		68	30 - 110
Bis(2-ethylhexyl) phthalate	20.0	14.0		ug/L		70	40 - 125
Di-n-octyl phthalate	20.0	12.6		ug/L		63	35 - 135
4-Chloro-3-methylphenol	20.0	12.8		ug/L		64	45 - 110
bis (2-Chloroisopropyl) ether	20.0	14.2		ug/L		71	25 - 130

Surrogate	*LCS % Recovery*	*LCS Qualifier*	*Limits*
2-Fluorobiphenyl (Surr)	*55*		*50 - 110*
2-Fluorophenol (Surr)	*58*		*20 - 110*

Method: 8270C/DoD - Semivolatile Organic Compounds (GC/MS) (Continued)

Lab Sample ID: LCS 240-7492/4-A
Matrix: Water
Analysis Batch: 11019

Client Sample ID: Lab Control Sample
Prep Type: Total/NA
Prep Batch: 7492

Surrogate	LCS % Recovery	LCS Qualifier	Limits
Nitrobenzene-d5 (Surr)	57		40 - 110
Terphenyl-d14 (Surr)	68		50 - 135
2,4,6-Tribromophenol (Surr)	56		40 - 125
Phenol-d5 (Surr)	68		10 - 115

Lab Sample ID: MB 240-8237/23-A
Matrix: Solid
Analysis Batch: 10479

Client Sample ID: Method Blank
Prep Type: Total/NA
Prep Batch: 8237

Analyte	MB Result	MB Qualifier	LOQ	DL	Unit	D	Prepared	Analyzed	Dil Fac
Acenaphthene	3.3	U	6.7	3.3	ug/Kg		07/13/11 11:10	08/01/11 09:09	1
Acenaphthylene	3.3	U	6.7	3.3	ug/Kg		07/13/11 11:10	08/01/11 09:09	1
Anthracene	3.3	U	6.7	3.3	ug/Kg		07/13/11 11:10	08/01/11 09:09	1
Benzo[a]anthracene	3.3	U	6.7	3.3	ug/Kg		07/13/11 11:10	08/01/11 09:09	1
Benzo[b]fluoranthene	3.3	U	6.7	3.3	ug/Kg		07/13/11 11:10	08/01/11 09:09	1
Benzo[k]fluoranthene	3.3	U	6.7	3.3	ug/Kg		07/13/11 11:10	08/01/11 09:09	1
Fluoranthene	3.3	U	6.7	3.3	ug/Kg		07/13/11 11:10	08/01/11 09:09	1
Fluorene	3.3	U	6.7	3.3	ug/Kg		07/13/11 11:10	08/01/11 09:09	1
Chrysene	3.3	U	6.7	1.1	ug/Kg		07/13/11 11:10	08/01/11 09:09	1
Dibenz(a,h)anthracene	3.3	U	6.7	3.3	ug/Kg		07/13/11 11:10	08/01/11 09:09	1
Benzo[g,h,i]perylene	3.3	U	6.7	3.3	ug/Kg		07/13/11 11:10	08/01/11 09:09	1
Benzo[a]pyrene	3.3	U	6.7	3.3	ug/Kg		07/13/11 11:10	08/01/11 09:09	1
Indeno[1,2,3-cd]pyrene	3.3	U	6.7	3.3	ug/Kg		07/13/11 11:10	08/01/11 09:09	1
Naphthalene	3.3	U	6.7	3.3	ug/Kg		07/13/11 11:10	08/01/11 09:09	1
Pyrene	3.3	U	6.7	3.3	ug/Kg		07/13/11 11:10	08/01/11 09:09	1
Phenanthrene	3.3	U	6.7	3.3	ug/Kg		07/13/11 11:10	08/01/11 09:09	1

Surrogate	MB % Recovery	MB Qualifier	Limits	Prepared	Analyzed	Dil Fac
2-Fluorobiphenyl (Surr)	57		45 - 105	07/13/11 11:10	08/01/11 09:09	1
2-Fluorophenol (Surr)	70		35 - 105	07/13/11 11:10	08/01/11 09:09	1
Nitrobenzene-d5 (Surr)	55		35 - 100	07/13/11 11:10	08/01/11 09:09	1
Terphenyl-d14 (Surr)	68		30 - 125	07/13/11 11:10	08/01/11 09:09	1
2,4,6-Tribromophenol (Surr)	42		35 - 125	07/13/11 11:10	08/01/11 09:09	1
Phenol-d5 (Surr)	71		40 - 100	07/13/11 11:10	08/01/11 09:09	1

Lab Sample ID: LCS 240-8237/24-A
Matrix: Solid
Analysis Batch: 10479

Client Sample ID: Lab Control Sample
Prep Type: Total/NA
Prep Batch: 8237

Analyte	Spike Added	LCS Result	LCS Qualifier	Unit	D	% Rec	% Rec. Limits
Acenaphthene	667	316		ug/Kg		47	45 - 110
Acenaphthylene	667	330		ug/Kg		49	45 - 105
Anthracene	667	375		ug/Kg		56	55 - 105
Benzo[a]anthracene	667	364		ug/Kg		55	50 - 110
Benzoic acid	667	330	U	ug/Kg		0	0 - 110
Benzo[b]fluoranthene	667	335		ug/Kg		50	45 - 115
Benzo[k]fluoranthene	667	444		ug/Kg		67	45 - 125
Benzyl alcohol	667	187	J M	ug/Kg		28	20 - 125
Bis(2-chloroethoxy)methane	667	364		ug/Kg		55	45 - 110

Method: 8270C/DoD - Semivolatile Organic Compounds (GC/MS) (Continued)

Lab Sample ID: LCS 240-8237/24-A
Matrix: Solid
Analysis Batch: 10479

Client Sample ID: Lab Control Sample
Prep Type: Total/NA
Prep Batch: 8237

Analyte	Spike Added	LCS Result	LCS Qualifier	Unit	D	% Rec	% Rec. Limits
Bis(2-chloroethyl)ether	667	371		ug/Kg		56	40 - 105
4-Bromophenyl phenyl ether	667	372		ug/Kg		56	45 - 115
Butyl benzyl phthalate	667	423		ug/Kg		63	50 - 125
2,4-Dimethylphenol	667	345		ug/Kg		52	30 - 105
Dimethyl phthalate	667	389		ug/Kg		58	50 - 110
4,6-Dinitro-2-methylphenol	667	319		ug/Kg		48	30 - 135
2,4-Dinitrophenol	667	182	J	ug/Kg		27	15 - 130
2,4-Dinitrotoluene	667	415		ug/Kg		62	50 - 115
2,6-Dinitrotoluene	667	425		ug/Kg		64	50 - 110
Fluoranthene	667	395		ug/Kg		59	55 - 115
Fluorene	667	343		ug/Kg		51	50 - 110
Hexachlorobenzene	667	367		ug/Kg		55	45 - 120
Hexachlorobutadiene	667	245	Q	ug/Kg		37	40 - 115
Hexachloroethane	667	255		ug/Kg		38	35 - 110
N-Nitrosodiphenylamine	667	374		ug/Kg		56	50 - 115
N-Nitrosodi-n-propylamine	667	375		ug/Kg		56	40 - 115
1,4-Dichlorobenzene	667	266		ug/Kg		40	35 - 105
2-Chloronaphthalene	667	301		ug/Kg		45	45 - 105
2-Chlorophenol	667	372		ug/Kg		56	45 - 105
4-Chlorophenyl phenyl ether	667	361		ug/Kg		54	45 - 110
Chrysene	667	379		ug/Kg		57	55 - 110
Dibenz(a,h)anthracene	667	413		ug/Kg		62	40 - 125
Dibenzofuran	667	346		ug/Kg		52	50 - 105
Benzo[g,h,i]perylene	667	418		ug/Kg		63	40 - 125
Benzo[a]pyrene	667	346		ug/Kg		52	50 - 110
Di-n-butyl phthalate	667	412		ug/Kg		62	55 - 110
1,2-Dichlorobenzene	667	278	Q	ug/Kg		42	45 - 110
1,3-Dichlorobenzene	667	255	Q	ug/Kg		38	40 - 100
3,3'-Dichlorobenzidine	667	259		ug/Kg		39	10 - 130
2,4-Dichlorophenol	667	359		ug/Kg		54	45 - 110
Diethyl phthalate	667	398		ug/Kg		60	50 - 115
Indeno[1,2,3-cd]pyrene	667	420		ug/Kg		63	40 - 120
Isophorone	667	353		ug/Kg		53	45 - 110
2-Methylnaphthalene	667	354		ug/Kg		53	45 - 105
2-Methylphenol	667	463		ug/Kg		69	40 - 105
Naphthalene	667	279		ug/Kg		42	40 - 105
2-Nitroaniline	667	401		ug/Kg		60	45 - 120
3-Nitroaniline	667	383		ug/Kg		57	25 - 110
4-Nitroaniline	667	405		ug/Kg		61	35 - 115
Nitrobenzene	667	315		ug/Kg		47	40 - 115
2-Nitrophenol	667	334		ug/Kg		50	40 - 110
4-Nitrophenol	667	352		ug/Kg		53	15 - 140
Pyrene	667	379		ug/Kg		57	45 - 125
Pentachlorophenol	667	269		ug/Kg		40	25 - 120
Phenanthrene	667	368		ug/Kg		55	50 - 110
1,2,4-Trichlorobenzene	667	257	Q	ug/Kg		38	45 - 110
2,4,5-Trichlorophenol	667	325	Q	ug/Kg		49	50 - 110
2,4,6-Trichlorophenol	667	241	Q	ug/Kg		36	45 - 110
Phenol	667	415		ug/Kg		62	40 - 100
Carbazole	667	385		ug/Kg		58	45 - 115

Method: 8270C/DoD - Semivolatile Organic Compounds (GC/MS) (Continued)

Lab Sample ID: LCS 240-8237/24-A — **Client Sample ID: Lab Control Sample**
Matrix: Solid — **Prep Type: Total/NA**
Analysis Batch: 10479 — **Prep Batch: 8237**

Analyte	Spike Added	LCS Result	LCS Qualifier	Unit	D	% Rec	% Rec. Limits
4-Chloroaniline	667	315		ug/Kg		47	10 - 110
3 & 4 Methylphenol	1330	813		ug/Kg		61	40 - 105
Bis(2-ethylhexyl) phthalate	667	421		ug/Kg		63	45 - 125
Di-n-octyl phthalate	667	422		ug/Kg		63	40 - 130
4-Chloro-3-methylphenol	667	399		ug/Kg		60	45 - 115
bis (2-Chloroisopropyl) ether	667	319		ug/Kg		48	20 - 115

Surrogate	*LCS % Recovery*	*LCS Qualifier*	*Limits*
2-Fluorobiphenyl (Surr)	*44*	*Q*	*45 - 105*
2-Fluorophenol (Surr)	*59*		*35 - 105*
Nitrobenzene-d5 (Surr)	*43*		*35 - 100*
Terphenyl-d14 (Surr)	*67*		*30 - 125*
2,4,6-Tribromophenol (Surr)	*40*		*35 - 125*
Phenol-d5 (Surr)	*63*		*40 - 100*

Lab Sample ID: 240-1728-8 MS — **Client Sample ID: LL3SS-419M-0001-SO**
Matrix: Solid — **Prep Type: Total/NA**
Analysis Batch: 10479 — **Prep Batch: 8237**

Analyte	Sample Result	Sample Qualifier	Spike Added	MS Result	MS Qualifier	Unit	D	% Rec	% Rec. Limits
Acenaphthene	100		673	462		ug/Kg	☼	53	45 - 110
Acenaphthylene	6.7	U	673	463		ug/Kg	☼	69	45 - 105
Anthracene	300	J	673	512	J	ug/Kg	☼	31	55 - 105
Benzo[a]anthracene	480	J	673	579	J	ug/Kg	☼	15	50 - 110
Benzo[a]pyrene	400	J	673	536	J	ug/Kg	☼	20	50 - 110
Benzo[b]fluoranthene	440	M J	673	584	J	ug/Kg	☼	21	45 - 115
Benzo[g,h,i]perylene	250	J	673	556		ug/Kg	☼	46	40 - 125
Benzo[k]fluoranthene	290	M J	673	551	J	ug/Kg	☼	39	45 - 125
Chrysene	470	J	673	588	J	ug/Kg	☼	17	55 - 110
Dibenz(a,h)anthracene	56		673	477		ug/Kg	☼	63	40 - 125
Fluoranthene	1200	J	673	796	J	ug/Kg	☼	-60	55 - 115
Fluorene	120	J	673	475		ug/Kg	☼	52	50 - 110
Indeno[1,2,3-cd]pyrene	220	J	673	553		ug/Kg	☼	49	40 - 120
Naphthalene	79		673	465		ug/Kg	☼	57	40 - 105
Pyrene	930	J	673	716	J	ug/Kg	☼	-32	45 - 125
Phenanthrene	990	J	673	673	J	ug/Kg	☼	-47	50 - 110

Surrogate	*MS % Recovery*	*MS Qualifier*	*Limits*
2-Fluorobiphenyl (Surr)	*63*		*45 - 105*
2-Fluorophenol (Surr)	*72*		*35 - 105*
Nitrobenzene-d5 (Surr)	*60*		*35 - 100*
Terphenyl-d14 (Surr)	*75*		*30 - 125*
2,4,6-Tribromophenol (Surr)	*64*		*35 - 125*
Phenol-d5 (Surr)	*75*		*40 - 100*

Method: 8270C/DoD - Semivolatile Organic Compounds (GC/MS) (Continued)

Lab Sample ID: 240-1728-8 MSD | **Client Sample ID: LL3SS-419M-0001-SO**
Matrix: Solid | **Prep Type: Total/NA**
Analysis Batch: 10479 | **Prep Batch: 8237**

Analyte	Sample Result	Sample Qualifier	Spike Added	MSD Result	MSD Qualifier	Unit	D	% Rec	% Rec. Limits	RPD	RPD Limit
Acenaphthene	100		673	416		ug/Kg	☼	47	45 - 110	10	30
Acenaphthylene	6.7	U	673	411		ug/Kg	☼	61	45 - 105	12	30
Anthracene	300	J	673	452	J	ug/Kg	☼	22	55 - 105	12	30
Benzo[a]anthracene	480	J	673	491	J	ug/Kg	☼	2	50 - 110	16	30
Benzo[a]pyrene	400	J	673	460	J	ug/Kg	☼	9	50 - 110	15	30
Benzo[b]fluoranthene	440	M J	673	504	J	ug/Kg	☼	9	45 - 115	15	30
Benzo[g,h,i]perylene	250	J	673	481	J	ug/Kg	☼	34	40 - 125	15	30
Benzo[k]fluoranthene	290	M J	673	487	J	ug/Kg	☼	29	45 - 125	12	30
Chrysene	470	J	673	506	J	ug/Kg	☼	5	55 - 110	15	30
Dibenz(a,h)anthracene	56		673	436		ug/Kg	☼	57	40 - 125	9	30
Fluoranthene	1200	J	673	662	J	ug/Kg	☼	-80	55 - 115	18	30
Fluorene	120	J	673	421	J	ug/Kg	☼	44	50 - 110	12	30
Indeno[1,2,3-cd]pyrene	220	J	673	487	J	ug/Kg	☼	39	40 - 120	13	30
Naphthalene	79		673	385		ug/Kg	☼	45	40 - 105	19	30
Pyrene	930	J	673	576	J	ug/Kg	☼	-53	45 - 125	22	30
Phenanthrene	990	J	673	549	J	ug/Kg	☼	-66	50 - 110	20	30

Surrogate	*MSD % Recovery*	*MSD Qualifier*	*Limits*
2-Fluorobiphenyl (Surr)	*54*		*45 - 105*
2-Fluorophenol (Surr)	*65*		*35 - 105*
Nitrobenzene-d5 (Surr)	*52*		*35 - 100*
Terphenyl-d14 (Surr)	*66*		*30 - 125*
2,4,6-Tribromophenol (Surr)	*59*		*35 - 125*
Phenol-d5 (Surr)	*66*		*40 - 100*

Lab Sample ID: MB 240-8437/13-A | **Client Sample ID: Method Blank**
Matrix: Solid | **Prep Type: Total/NA**
Analysis Batch: 9528 | **Prep Batch: 8437**

Analyte	MB Result	MB Qualifier	LOQ	DL	Unit	D	Prepared	Analyzed	Dil Fac
Acenaphthene	3.3	U	6.7	3.3	ug/Kg		07/14/11 10:52	07/23/11 11:22	1
Acenaphthylene	3.3	U	6.7	3.3	ug/Kg		07/14/11 10:52	07/23/11 11:22	1
Anthracene	3.3	U	6.7	3.3	ug/Kg		07/14/11 10:52	07/23/11 11:22	1
Benzo[a]anthracene	3.3	U	6.7	3.3	ug/Kg		07/14/11 10:52	07/23/11 11:22	1
Benzoic acid	330	U	660	330	ug/Kg		07/14/11 10:52	07/23/11 11:22	1
Benzo[b]fluoranthene	3.3	U	6.7	3.3	ug/Kg		07/14/11 10:52	07/23/11 11:22	1
Benzo[k]fluoranthene	3.3	U	6.7	3.3	ug/Kg		07/14/11 10:52	07/23/11 11:22	1
Benzyl alcohol	27	U	330	21	ug/Kg		07/14/11 10:52	07/23/11 11:22	1
Bis(2-chloroethoxy)methane	27	U	100	22	ug/Kg		07/14/11 10:52	07/23/11 11:22	1
Bis(2-chloroethyl)ether	3.3	U	100	2.0	ug/Kg		07/14/11 10:52	07/23/11 11:22	1
4-Bromophenyl phenyl ether	27	U	50	13	ug/Kg		07/14/11 10:52	07/23/11 11:22	1
Butyl benzyl phthalate	27	U	50	10	ug/Kg		07/14/11 10:52	07/23/11 11:22	1
2,4-Dimethylphenol	80	U	150	20	ug/Kg		07/14/11 10:52	07/23/11 11:22	1
Dimethyl phthalate	27	U	50	17	ug/Kg		07/14/11 10:52	07/23/11 11:22	1
4,6-Dinitro-2-methylphenol	80	U	150	80	ug/Kg		07/14/11 10:52	07/23/11 11:22	1
2,4-Dinitrophenol	80	U	330	80	ug/Kg		07/14/11 10:52	07/23/11 11:22	1
2,4-Dinitrotoluene	27	U	200	27	ug/Kg		07/14/11 10:52	07/23/11 11:22	1
2,6-Dinitrotoluene	27	U	200	21	ug/Kg		07/14/11 10:52	07/23/11 11:22	1
Fluoranthene	3.3	U	6.7	3.3	ug/Kg		07/14/11 10:52	07/23/11 11:22	1

Method: 8270C/DoD - Semivolatile Organic Compounds (GC/MS) (Continued)

Lab Sample ID: MB 240-8437/13-A
Matrix: Solid
Analysis Batch: 9528

Client Sample ID: Method Blank
Prep Type: Total/NA
Prep Batch: 8437

Analyte	MB Result	MB Qualifier	LOQ	DL	Unit	D	Prepared	Analyzed	Dil Fac
Fluorene	3.3	U	6.7	3.3	ug/Kg		07/14/11 10:52	07/23/11 11:22	1
Hexachlorobenzene	3.3	U	6.7	2.1	ug/Kg		07/14/11 10:52	07/23/11 11:22	1
Hexachlorobutadiene	27	U	50	27	ug/Kg		07/14/11 10:52	07/23/11 11:22	1
Hexachlorocyclopentadiene	27	U	330	27	ug/Kg		07/14/11 10:52	07/23/11 11:22	1
Hexachloroethane	27	U	50	9.0	ug/Kg		07/14/11 10:52	07/23/11 11:22	1
N-Nitrosodiphenylamine	27	U	50	21	ug/Kg		07/14/11 10:52	07/23/11 11:22	1
N-Nitrosodi-n-propylamine	27	U	50	27	ug/Kg		07/14/11 10:52	07/23/11 11:22	1
1,4-Dichlorobenzene	27	U	50	20	ug/Kg		07/14/11 10:52	07/23/11 11:22	1
2-Chloronaphthalene	3.3	U	50	3.3	ug/Kg		07/14/11 10:52	07/23/11 11:22	1
2-Chlorophenol	27	U	50	27	ug/Kg		07/14/11 10:52	07/23/11 11:22	1
4-Chlorophenyl phenyl ether	27	U	50	13	ug/Kg		07/14/11 10:52	07/23/11 11:22	1
Chrysene	3.3	U	6.7	1.1	ug/Kg		07/14/11 10:52	07/23/11 11:22	1
Dibenz(a,h)anthracene	3.3	U	6.7	3.3	ug/Kg		07/14/11 10:52	07/23/11 11:22	1
Dibenzofuran	3.3	U	50	3.3	ug/Kg		07/14/11 10:52	07/23/11 11:22	1
Benzo[g,h,i]perylene	3.3	U	6.7	3.3	ug/Kg		07/14/11 10:52	07/23/11 11:22	1
Benzo[a]pyrene	3.3	U	6.7	3.3	ug/Kg		07/14/11 10:52	07/23/11 11:22	1
Di-n-butyl phthalate	27	U	50	15	ug/Kg		07/14/11 10:52	07/23/11 11:22	1
1,2-Dichlorobenzene	27	U	50	9.7	ug/Kg		07/14/11 10:52	07/23/11 11:22	1
1,3-Dichlorobenzene	27	U	50	11	ug/Kg		07/14/11 10:52	07/23/11 11:22	1
3,3'-Dichlorobenzidine	80	U	100	18	ug/Kg		07/14/11 10:52	07/23/11 11:22	1
2,4-Dichlorophenol	27	U	150	20	ug/Kg		07/14/11 10:52	07/23/11 11:22	1
Diethyl phthalate	27	U	50	16	ug/Kg		07/14/11 10:52	07/23/11 11:22	1
Indeno[1,2,3-cd]pyrene	3.3	U	6.7	3.3	ug/Kg		07/14/11 10:52	07/23/11 11:22	1
Isophorone	27	U	50	13	ug/Kg		07/14/11 10:52	07/23/11 11:22	1
2-Methylnaphthalene	3.3	U	6.7	3.3	ug/Kg		07/14/11 10:52	07/23/11 11:22	1
2-Methylphenol	80	U	200	80	ug/Kg		07/14/11 10:52	07/23/11 11:22	1
Naphthalene	3.3	U	6.7	3.3	ug/Kg		07/14/11 10:52	07/23/11 11:22	1
2-Nitroaniline	27	U	200	9.1	ug/Kg		07/14/11 10:52	07/23/11 11:22	1
3-Nitroaniline	80	U	200	16	ug/Kg		07/14/11 10:52	07/23/11 11:22	1
4-Nitroaniline	27	U	200	26	ug/Kg		07/14/11 10:52	07/23/11 11:22	1
Nitrobenzene	3.3	U	100	2.2	ug/Kg		07/14/11 10:52	07/23/11 11:22	1
2-Nitrophenol	27	U	50	27	ug/Kg		07/14/11 10:52	07/23/11 11:22	1
4-Nitrophenol	80	U	330	80	ug/Kg		07/14/11 10:52	07/23/11 11:22	1
Pyrene	3.3	U	6.7	3.3	ug/Kg		07/14/11 10:52	07/23/11 11:22	1
Pentachlorophenol	80	U	150	80	ug/Kg		07/14/11 10:52	07/23/11 11:22	1
Phenanthrene	3.3	U	6.7	3.3	ug/Kg		07/14/11 10:52	07/23/11 11:22	1
1,2,4-Trichlorobenzene	27	U	50	27	ug/Kg		07/14/11 10:52	07/23/11 11:22	1
2,4,5-Trichlorophenol	27	U	150	25	ug/Kg		07/14/11 10:52	07/23/11 11:22	1
2,4,6-Trichlorophenol	80	U	150	80	ug/Kg		07/14/11 10:52	07/23/11 11:22	1
Phenol	27	U	50	27	ug/Kg		07/14/11 10:52	07/23/11 11:22	1
Carbazole	27	U	50	27	ug/Kg		07/14/11 10:52	07/23/11 11:22	1
4-Chloroaniline	27	U	150	17	ug/Kg		07/14/11 10:52	07/23/11 11:22	1
3 & 4 Methylphenol	80	U	400	20	ug/Kg		07/14/11 10:52	07/23/11 11:22	1
Bis(2-ethylhexyl) phthalate	28.3	J	50	19	ug/Kg		07/14/11 10:52	07/23/11 11:22	1
Di-n-octyl phthalate	27	U	50	27	ug/Kg		07/14/11 10:52	07/23/11 11:22	1
4-Chloro-3-methylphenol	27	U	150	21	ug/Kg		07/14/11 10:52	07/23/11 11:22	1
bis (2-Chloroisopropyl) ether	27	U	100	9.5	ug/Kg		07/14/11 10:52	07/23/11 11:22	1

Method: 8270C/DoD - Semivolatile Organic Compounds (GC/MS) (Continued)

Lab Sample ID: MB 240-8437/13-A
Matrix: Solid
Analysis Batch: 9528

Client Sample ID: Method Blank
Prep Type: Total/NA
Prep Batch: 8437

Surrogate	MB % Recovery	MB Qualifier	Limits	Prepared	Analyzed	Dil Fac
2-Fluorobiphenyl (Surr)	61		45 - 105	07/14/11 10:52	07/23/11 11:22	1
2-Fluorophenol (Surr)	73		35 - 105	07/14/11 10:52	07/23/11 11:22	1
Nitrobenzene-d5 (Surr)	62		35 - 100	07/14/11 10:52	07/23/11 11:22	1
Terphenyl-d14 (Surr)	76		30 - 125	07/14/11 10:52	07/23/11 11:22	1
2,4,6-Tribromophenol (Surr)	38		35 - 125	07/14/11 10:52	07/23/11 11:22	1
Phenol-d5 (Surr)	71		40 - 100	07/14/11 10:52	07/23/11 11:22	1

Lab Sample ID: LCS 240-8437/14-A
Matrix: Solid
Analysis Batch: 9528

Client Sample ID: Lab Control Sample
Prep Type: Total/NA
Prep Batch: 8437

Analyte	Spike Added	LCS Result	LCS Qualifier	Unit	D	% Rec	% Rec. Limits
Acenaphthene	667	411		ug/Kg		62	45 - 110
Acenaphthylene	667	419		ug/Kg		63	45 - 105
Anthracene	667	449		ug/Kg		67	55 - 105
Benzo[a]anthracene	667	454		ug/Kg		68	50 - 110
Benzoic acid	667	330	U	ug/Kg		11	0 - 110
Benzo[b]fluoranthene	667	473		ug/Kg		71	45 - 115
Benzo[k]fluoranthene	667	439		ug/Kg		66	45 - 125
Benzyl alcohol	667	409		ug/Kg		61	20 - 125
Bis(2-chloroethoxy)methane	667	422		ug/Kg		63	45 - 110
Bis(2-chloroethyl)ether	667	422		ug/Kg		63	40 - 105
4-Bromophenyl phenyl ether	667	463		ug/Kg		69	45 - 115
Butyl benzyl phthalate	667	468		ug/Kg		70	50 - 125
2,4-Dimethylphenol	667	353		ug/Kg		53	30 - 105
Dimethyl phthalate	667	465		ug/Kg		70	50 - 110
4,6-Dinitro-2-methylphenol	667	447		ug/Kg		67	30 - 135
2,4-Dinitrophenol	667	383		ug/Kg		57	15 - 130
2,4-Dinitrotoluene	667	493		ug/Kg		74	50 - 115
2,6-Dinitrotoluene	667	494		ug/Kg		74	50 - 110
Fluoranthene	667	477		ug/Kg		72	55 - 115
Fluorene	667	430		ug/Kg		64	50 - 110
Hexachlorobenzene	667	466		ug/Kg		70	45 - 120
Hexachlorobutadiene	667	410		ug/Kg		61	40 - 115
Hexachloroethane	667	403		ug/Kg		60	35 - 110
N-Nitrosodiphenylamine	667	447		ug/Kg		67	50 - 115
N-Nitrosodi-n-propylamine	667	425		ug/Kg		64	40 - 115
1,4-Dichlorobenzene	667	391		ug/Kg		59	35 - 105
2-Chloronaphthalene	667	426		ug/Kg		64	45 - 105
2-Chlorophenol	667	425		ug/Kg		64	45 - 105
4-Chlorophenyl phenyl ether	667	461		ug/Kg		69	45 - 110
Chrysene	667	461		ug/Kg		69	55 - 110
Dibenz(a,h)anthracene	667	477		ug/Kg		72	40 - 125
Dibenzofuran	667	434		ug/Kg		65	50 - 105
Benzo[g,h,i]perylene	667	479		ug/Kg		72	40 - 125
Benzo[a]pyrene	667	405		ug/Kg		61	50 - 110
Di-n-butyl phthalate	667	487		ug/Kg		73	55 - 110
1,2-Dichlorobenzene	667	405		ug/Kg		61	45 - 110
1,3-Dichlorobenzene	667	390		ug/Kg		58	40 - 100

Method: 8270C/DoD - Semivolatile Organic Compounds (GC/MS) (Continued)

Lab Sample ID: LCS 240-8437/14-A | **Client Sample ID: Lab Control Sample**
Matrix: Solid | **Prep Type: Total/NA**
Analysis Batch: 9528 | **Prep Batch: 8437**

Analyte	Spike Added	LCS Result	LCS Qualifier	Unit	D	% Rec	% Rec. Limits
3,3'-Dichlorobenzidine	667	314		ug/Kg		47	10 - 130
2,4-Dichlorophenol	667	437		ug/Kg		65	45 - 110
Diethyl phthalate	667	462		ug/Kg		69	50 - 115
Indeno[1,2,3-cd]pyrene	667	475		ug/Kg		71	40 - 120
Isophorone	667	413		ug/Kg		62	45 - 110
2-Methylnaphthalene	667	486		ug/Kg		73	45 - 105
2-Methylphenol	667	436		ug/Kg		65	40 - 105
Naphthalene	667	395		ug/Kg		59	40 - 105
2-Nitroaniline	667	450		ug/Kg		67	45 - 120
3-Nitroaniline	667	423		ug/Kg		63	25 - 110
4-Nitroaniline	667	465		ug/Kg		70	35 - 115
Nitrobenzene	667	413		ug/Kg		62	40 - 115
2-Nitrophenol	667	424		ug/Kg		64	40 - 110
4-Nitrophenol	667	438		ug/Kg		66	15 - 140
Pyrene	667	443		ug/Kg		66	45 - 125
Pentachlorophenol	667	335		ug/Kg		50	25 - 120
Phenanthrene	667	435		ug/Kg		65	50 - 110
1,2,4-Trichlorobenzene	667	397		ug/Kg		59	45 - 110
2,4,5-Trichlorophenol	667	442		ug/Kg		66	50 - 110
2,4,6-Trichlorophenol	667	368		ug/Kg		55	45 - 110
Phenol	667	445		ug/Kg		67	40 - 100
Carbazole	667	453		ug/Kg		68	45 - 115
4-Chloroaniline	667	343		ug/Kg		51	10 - 110
3 & 4 Methylphenol	1330	873		ug/Kg		66	40 - 105
Bis(2-ethylhexyl) phthalate	667	483		ug/Kg		72	45 - 125
Di-n-octyl phthalate	667	450		ug/Kg		67	40 - 130
4-Chloro-3-methylphenol	667	471		ug/Kg		71	45 - 115
bis (2-Chloroisopropyl) ether	667	415		ug/Kg		62	20 - 115

Surrogate	*LCS % Recovery*	*LCS Qualifier*	*Limits*
2-Fluorobiphenyl (Surr)	*60*		*45 - 105*
2-Fluorophenol (Surr)	*66*		*35 - 105*
Nitrobenzene-d5 (Surr)	*59*		*35 - 100*
Terphenyl-d14 (Surr)	*76*		*30 - 125*
2,4,6-Tribromophenol (Surr)	*52*		*35 - 125*
Phenol-d5 (Surr)	*66*		*40 - 100*

Lab Sample ID: 240-1728-14 MS | **Client Sample ID: LL2SS-516M-0001-SO**
Matrix: Solid | **Prep Type: Total/NA**
Analysis Batch: 10338 | **Prep Batch: 8437**

Analyte	Sample Result	Sample Qualifier	Spike Added	MS Result	MS Qualifier	Unit	D	% Rec	% Rec. Limits
Acenaphthene	110		679	519		ug/Kg	☼	60	45 - 110
Acenaphthylene	340		679	747		ug/Kg	☼	60	45 - 105
Anthracene	420		679	858		ug/Kg	☼	64	55 - 105
Benzo[a]anthracene	1500		679	1960		ug/Kg	☼	75	50 - 110
Benzoic acid	1400	U	679	1400	U	ug/Kg	☼	NC	0 - 110
Benzo[b]fluoranthene	1900	M	679	2520		ug/Kg	☼	85	45 - 115
Benzo[k]fluoranthene	980	M	679	1400	M	ug/Kg	☼	61	45 - 125

Method: 8270C/DoD - Semivolatile Organic Compounds (GC/MS) (Continued)

Lab Sample ID: 240-1728-14 MS | **Client Sample ID: LL2SS-516M-0001-SO**
Matrix: Solid | **Prep Type: Total/NA**
Analysis Batch: 10338 | **Prep Batch: 8437**

Analyte	Sample Result	Sample Qualifier	Spike Added	MS Result	MS Qualifier	Unit	D	% Rec	% Rec. Limits
Benzyl alcohol	110	U	679	437	J	ug/Kg	☼	64	20 - 125
Bis(2-chloroethoxy)methane	110	U	679	345	J	ug/Kg	☼	51	45 - 110
Bis(2-chloroethyl)ether	13	U	679	364	J	ug/Kg	☼	54	40 - 105
4-Bromophenyl phenyl ether	110	U	679	432		ug/Kg	☼	64	45 - 115
Butyl benzyl phthalate	110	U	679	462		ug/Kg	☼	68	50 - 125
2,4-Dimethylphenol	330	U	679	329	J	ug/Kg	☼	48	30 - 105
Dimethyl phthalate	110	U	679	426		ug/Kg	☼	63	50 - 110
4,6-Dinitro-2-methylphenol	330	U J	679	330	U J	ug/Kg	☼	0	30 - 135
2,4-Dinitrophenol	330	U J	679	330	U J	ug/Kg	☼	0	15 - 130
2,4-Dinitrotoluene	110	U	679	437	J	ug/Kg	☼	64	50 - 115
2,6-Dinitrotoluene	110	U	679	462	J	ug/Kg	☼	68	50 - 110
Fluoranthene	2900	J	679	3590	4	ug/Kg	☼	96	55 - 115
Fluorene	180		679	603		ug/Kg	☼	62	50 - 110
Hexachlorobenzene	13	U	679	426		ug/Kg	☼	63	45 - 120
Hexachlorobutadiene	110	U	679	283		ug/Kg	☼	42	40 - 115
Hexachloroethane	110	U J	679	158	J	ug/Kg	☼	23	35 - 110
N-Nitrosodiphenylamine	110	U	679	410		ug/Kg	☼	60	50 - 115
N-Nitrosodi-n-propylamine	110	U	679	378		ug/Kg	☼	56	40 - 115
1,4-Dichlorobenzene	110	U	679	296		ug/Kg	☼	44	35 - 105
2-Chloronaphthalene	13	U	679	386		ug/Kg	☼	57	45 - 105
2-Chlorophenol	110	U	679	369		ug/Kg	☼	54	45 - 105
4-Chlorophenyl phenyl ether	110	U	679	418		ug/Kg	☼	62	45 - 110
Chrysene	1400		679	1870		ug/Kg	☼	76	55 - 110
Dibenz(a,h)anthracene	240		679	565		ug/Kg	☼	48	40 - 125
Dibenzofuran	100	J	679	527		ug/Kg	☼	62	50 - 105
Benzo[g,h,i]perylene	870		679	1310		ug/Kg	☼	64	40 - 125
Benzo[a]pyrene	1600	J	679	2050		ug/Kg	☼	67	50 - 110
Di-n-butyl phthalate	110	U	679	437		ug/Kg	☼	64	55 - 110
1,2-Dichlorobenzene	110	U	679	315		ug/Kg	☼	46	45 - 95
1,3-Dichlorobenzene	110	U J	679	260	J	ug/Kg	☼	38	40 - 100
3,3'-Dichlorobenzidine	330	U	679	202	J	ug/Kg	☼	30	10 - 130
2,4-Dichlorophenol	110	U	679	399	J	ug/Kg	☼	59	45 - 110
Diethyl phthalate	110	U	679	459		ug/Kg	☼	68	50 - 115
Indeno[1,2,3-cd]pyrene	890		679	1330		ug/Kg	☼	64	40 - 120
Isophorone	75	J	679	361	J	ug/Kg	☼	42	45 - 110
2-Methylnaphthalene	45		679	492		ug/Kg	☼	66	45 - 105
2-Methylphenol	330	U	679	432	J	ug/Kg	☼	64	40 - 105
Naphthalene	58		679	388		ug/Kg	☼	49	40 - 105
2-Nitroaniline	110	U	679	475	J	ug/Kg	☼	70	45 - 120
3-Nitroaniline	330	U	679	383	J	ug/Kg	☼	56	25 - 110
4-Nitroaniline	110	U	679	497	J	ug/Kg	☼	73	35 - 115
Nitrobenzene	13	U	679	321	J	ug/Kg	☼	47	40 - 115
2-Nitrophenol	110	U	679	345		ug/Kg	☼	51	40 - 110
4-Nitrophenol	330	U	679	367	J	ug/Kg	☼	54	15 - 140
Pyrene	2400	J	679	2990		ug/Kg	☼	88	45 - 125
Pentachlorophenol	330	U J	679	330	U J	ug/Kg	☼	0	25 - 120
Phenanthrene	1400		679	1960		ug/Kg	☼	77	50 - 110
1,2,4-Trichlorobenzene	110	U	679	312		ug/Kg	☼	46	45 - 110
2,4,5-Trichlorophenol	110	U	679	432	J	ug/Kg	☼	64	50 - 110
2,4,6-Trichlorophenol	330	U J	679	330	U J	ug/Kg	☼	0	45 - 110

Method: 8270C/DoD - Semivolatile Organic Compounds (GC/MS) (Continued)

Lab Sample ID: 240-1728-14 MS — **Client Sample ID: LL2SS-516M-0001-SO**
Matrix: Solid — **Prep Type: Total/NA**
Analysis Batch: 10338 — **Prep Batch: 8437**

Analyte	Sample Result	Sample Qualifier	Spike Added	MS Result	MS Qualifier	Unit	D	% Rec	% Rec. Limits
Phenol	110	U	679	445		ug/Kg	☼	66	40 - 100
Carbazole	140	J	679	560		ug/Kg	☼	62	45 - 115
4-Chloroaniline	110	U	679	180	J	ug/Kg	☼	26	10 - 95
3 & 4 Methylphenol	330	U	1360	858	J	ug/Kg	☼	63	40 - 105
Bis(2-ethylhexyl) phthalate	110	U	679	500		ug/Kg	☼	74	45 - 125
Di-n-octyl phthalate	110	U	679	511		ug/Kg	☼	75	40 - 130
4-Chloro-3-methylphenol	110	U	679	475	J	ug/Kg	☼	70	45 - 115
bis (2-Chloroisopropyl) ether	110	U	679	356	J	ug/Kg	☼	52	20 - 115

Surrogate	*MS % Recovery*	*MS Qualifier*	*Limits*
2-Fluorobiphenyl (Surr)	*52*		*45 - 105*
2-Fluorophenol (Surr)	*56*		*35 - 105*
Nitrobenzene-d5 (Surr)	*44*		*35 - 100*
Terphenyl-d14 (Surr)	*69*		*30 - 125*
2,4,6-Tribromophenol (Surr)	*48*		*35 - 125*
Phenol-d5 (Surr)	*63*		*40 - 100*

Lab Sample ID: 240-1728-14 MSD — **Client Sample ID: LL2SS-516M-0001-SO**
Matrix: Solid — **Prep Type: Total/NA**
Analysis Batch: 10338 — **Prep Batch: 8437**

Analyte	Sample Result	Sample Qualifier	Spike Added	MSD Result	MSD Qualifier	Unit	D	% Rec	% Rec. Limits	RPD	RPD Limit
Acenaphthene	110		679	567		ug/Kg	☼	68	45 - 110	9	30
Acenaphthylene	340		679	852		ug/Kg	☼	76	45 - 105	13	30
Anthracene	420		679	909		ug/Kg	☼	72	55 - 105	6	30
Benzo[a]anthracene	1500		679	2190		ug/Kg	☼	108	50 - 110	11	30
Benzoic acid	1400	U	679	1400	U	ug/Kg	☼	NC	0 - 110	NC	30
Benzo[b]fluoranthene	1900	M	679	2490		ug/Kg	☼	80	45 - 115	1	30
Benzo[k]fluoranthene	980	M	679	1680	M	ug/Kg	☼	103	45 - 125	19	30
Benzyl alcohol	110	U	679	497	J	ug/Kg	☼	73	20 - 125	13	30
Bis(2-chloroethoxy)methane	110	U	679	429		ug/Kg	☼	63	45 - 110	22	30
Bis(2-chloroethyl)ether	13	U	679	494		ug/Kg	☼	73	40 - 105	30	30
4-Bromophenyl phenyl ether	110	U	679	421		ug/Kg	☼	62	45 - 115	3	30
Butyl benzyl phthalate	110	U	679	480		ug/Kg	☼	71	50 - 125	4	30
2,4-Dimethylphenol	330	U	679	391	J	ug/Kg	☼	58	30 - 105	17	30
Dimethyl phthalate	110	U	679	451		ug/Kg	☼	66	50 - 110	6	30
4,6-Dinitro-2-methylphenol	330	U J	679	330	U J	ug/Kg	☼	0	30 - 135	NC	30
2,4-Dinitrophenol	330	U J	679	330	U J	ug/Kg	☼	0	15 - 130	NC	30
2,4-Dinitrotoluene	110	U	679	461	J	ug/Kg	☼	68	50 - 115	5	30
2,6-Dinitrotoluene	110	U	679	451	J	ug/Kg	☼	66	50 - 110	2	30
Fluoranthene	2900	J	679	3990	4	ug/Kg	☼	156	55 - 115	11	30
Fluorene	180		679	657		ug/Kg	☼	70	50 - 110	9	30
Hexachlorobenzene	13	U	679	421		ug/Kg	☼	62	45 - 120	1	30
Hexachlorobutadiene	110	U	679	369		ug/Kg	☼	54	40 - 115	27	30
Hexachloroethane	110	U J	679	170	J	ug/Kg	☼	25	35 - 110	7	30
N-Nitrosodiphenylamine	110	U	679	413		ug/Kg	☼	61	50 - 115	1	30
N-Nitrosodi-n-propylamine	110	U	679	489		ug/Kg	☼	72	40 - 115	26	30
1,4-Dichlorobenzene	110	U	679	361		ug/Kg	☼	53	35 - 105	20	30
2-Chloronaphthalene	13	U	679	432		ug/Kg	☼	64	45 - 105	11	30

Method: 8270C/DoD - Semivolatile Organic Compounds (GC/MS) (Continued)

Lab Sample ID: 240-1728-14 MSD | **Client Sample ID: LL2SS-516M-0001-SO**
Matrix: Solid | **Prep Type: Total/NA**
Analysis Batch: 10338 | **Prep Batch: 8437**

Analyte	Sample Result	Sample Qualifier	Spike Added	MSD Result	MSD Qualifier	Unit	D	% Rec	% Rec. Limits	RPD	RPD Limit
2-Chlorophenol	110	U	679	448		ug/Kg	☼	66	45 - 105	19	30
4-Chlorophenyl phenyl ether	110	U	679	459		ug/Kg	☼	68	45 - 110	9	30
Chrysene	1400		679	2080		ug/Kg	☼	106	55 - 110	10	30
Dibenz(a,h)anthracene	240		679	703		ug/Kg	☼	69	40 - 125	22	30
Dibenzofuran	100	J	679	573		ug/Kg	☼	69	50 - 105	8	30
Benzo[g,h,i]perylene	870		679	1430		ug/Kg	☼	82	40 - 125	9	30
Benzo[a]pyrene	1600	J	679	1120	J	ug/Kg	☼	-69	50 - 110	58	30
Di-n-butyl phthalate	110	U	679	456		ug/Kg	☼	67	55 - 110	4	30
1,2-Dichlorobenzene	110	U	679	383		ug/Kg	☼	56	45 - 95	19	30
1,3-Dichlorobenzene	110	U J	679	356	J	ug/Kg	☼	52	40 - 100	31	30
3,3'-Dichlorobenzidine	330	U	679	194	J	ug/Kg	☼	29	10 - 130	4	30
2,4-Dichlorophenol	110	U	679	486	J	ug/Kg	☼	72	45 - 110	20	30
Diethyl phthalate	110	U	679	483		ug/Kg	☼	71	50 - 115	5	30
Indeno[1,2,3-cd]pyrene	890		679	1470		ug/Kg	☼	86	40 - 120	10	30
Isophorone	75	J	679	418		ug/Kg	☼	51	45 - 110	15	30
2-Methylnaphthalene	45		679	594		ug/Kg	☼	81	45 - 105	19	30
2-Methylphenol	330	U	679	489	J	ug/Kg	☼	72	40 - 105	12	30
Naphthalene	58		679	475		ug/Kg	☼	61	40 - 105	20	30
2-Nitroaniline	110	U	679	513	J	ug/Kg	☼	76	45 - 120	8	30
3-Nitroaniline	330	U	679	423	J	ug/Kg	☼	62	25 - 110	10	30
4-Nitroaniline	110	U	679	491	J	ug/Kg	☼	72	35 - 115	1	30
Nitrobenzene	13	U	679	413		ug/Kg	☼	61	40 - 115	25	30
2-Nitrophenol	110	U	679	391		ug/Kg	☼	58	40 - 110	12	30
4-Nitrophenol	330	U	679	445	J	ug/Kg	☼	66	15 - 140	19	30
Pyrene	2400	J	679	3280	J	ug/Kg	☼	132	45 - 125	9	30
Pentachlorophenol	330	U J	679	330	U J	ug/Kg	☼	0	25 - 120	NC	30
Phenanthrene	1400		679	2070		ug/Kg	☼	94	50 - 110	6	30
1,2,4-Trichlorobenzene	110	U	679	388		ug/Kg	☼	57	45 - 110	22	30
2,4,5-Trichlorophenol	110	U	679	453	J	ug/Kg	☼	67	50 - 110	5	30
2,4,6-Trichlorophenol	330	U J	679	396	J	ug/Kg	☼	58	45 - 110	200	30
Phenol	110	U	679	527		ug/Kg	☼	78	40 - 100	17	30
Carbazole	140	J	679	592		ug/Kg	☼	67	45 - 115	6	30
4-Chloroaniline	110	U	679	233	J	ug/Kg	☼	34	10 - 95	26	30
3 & 4 Methylphenol	330	U	1360	956	J	ug/Kg	☼	70	40 - 105	11	30
Bis(2-ethylhexyl) phthalate	110	U	679	567		ug/Kg	☼	84	45 - 125	13	30
Di-n-octyl phthalate	110	U	679	535		ug/Kg	☼	79	40 - 130	5	30
4-Chloro-3-methylphenol	110	U	679	543	J	ug/Kg	☼	80	45 - 115	13	30
bis (2-Chloroisopropyl) ether	110	U	679	448		ug/Kg	☼	66	20 - 115	23	30

Surrogate	*MSD % Recovery*	*MSD Qualifier*	*Limits*
2-Fluorobiphenyl (Surr)	*58*		*45 - 105*
2-Fluorophenol (Surr)	*66*		*35 - 105*
Nitrobenzene-d5 (Surr)	*56*		*35 - 100*
Terphenyl-d14 (Surr)	*72*		*30 - 125*
2,4,6-Tribromophenol (Surr)	*57*		*35 - 125*
Phenol-d5 (Surr)	*72*		*40 - 100*

Method: 8270C/DoD - Semivolatile Organic Compounds (GC/MS) (Continued)

Lab Sample ID: MB 240-8593/15-A
Matrix: Solid
Analysis Batch: 9106

Client Sample ID: Method Blank
Prep Type: Total/NA
Prep Batch: 8593

Analyte	MB Result	MB Qualifier	LOQ	DL	Unit	D	Prepared	Analyzed	Dil Fac
Acenaphthene	3.3	U	6.7	3.3	ug/Kg		07/15/11 10:59	07/19/11 20:36	1
Acenaphthylene	3.3	U	6.7	3.3	ug/Kg		07/15/11 10:59	07/19/11 20:36	1
Anthracene	3.3	U	6.7	3.3	ug/Kg		07/15/11 10:59	07/19/11 20:36	1
Benzo[a]anthracene	3.3	U	6.7	3.3	ug/Kg		07/15/11 10:59	07/19/11 20:36	1
Benzo[b]fluoranthene	3.3	U	6.7	3.3	ug/Kg		07/15/11 10:59	07/19/11 20:36	1
Benzo[k]fluoranthene	3.3	U	6.7	3.3	ug/Kg		07/15/11 10:59	07/19/11 20:36	1
Fluoranthene	3.3	U	6.7	3.3	ug/Kg		07/15/11 10:59	07/19/11 20:36	1
Fluorene	3.3	U	6.7	3.3	ug/Kg		07/15/11 10:59	07/19/11 20:36	1
Chrysene	3.3	U	6.7	1.1	ug/Kg		07/15/11 10:59	07/19/11 20:36	1
Dibenz(a,h)anthracene	3.3	U	6.7	3.3	ug/Kg		07/15/11 10:59	07/19/11 20:36	1
Benzo[g,h,i]perylene	3.3	U	6.7	3.3	ug/Kg		07/15/11 10:59	07/19/11 20:36	1
Benzo[a]pyrene	3.3	U	6.7	3.3	ug/Kg		07/15/11 10:59	07/19/11 20:36	1
Indeno[1,2,3-cd]pyrene	3.3	U	6.7	3.3	ug/Kg		07/15/11 10:59	07/19/11 20:36	1
Naphthalene	3.3	U	6.7	3.3	ug/Kg		07/15/11 10:59	07/19/11 20:36	1
Pyrene	3.3	U	6.7	3.3	ug/Kg		07/15/11 10:59	07/19/11 20:36	1
Phenanthrene	3.3	U	6.7	3.3	ug/Kg		07/15/11 10:59	07/19/11 20:36	1

Surrogate	*MB % Recovery*	*MB Qualifier*	*Limits*	*Prepared*	*Analyzed*	*Dil Fac*
2-Fluorobiphenyl (Surr)	*53*		*45 - 105*	*07/15/11 10:59*	*07/19/11 20:36*	*1*
2-Fluorophenol (Surr)	*61*		*35 - 105*	*07/15/11 10:59*	*07/19/11 20:36*	*1*
Nitrobenzene-d5 (Surr)	*53*		*35 - 100*	*07/15/11 10:59*	*07/19/11 20:36*	*1*
Terphenyl-d14 (Surr)	*70*		*30 - 125*	*07/15/11 10:59*	*07/19/11 20:36*	*1*
2,4,6-Tribromophenol (Surr)	*20*	*M Q*	*35 - 125*	*07/15/11 10:59*	*07/19/11 20:36*	*1*
Phenol-d5 (Surr)	*61*		*40 - 100*	*07/15/11 10:59*	*07/19/11 20:36*	*1*

Lab Sample ID: LCS 240-8593/16-A
Matrix: Solid
Analysis Batch: 9106

Client Sample ID: Lab Control Sample
Prep Type: Total/NA
Prep Batch: 8593

Analyte	Spike Added	LCS Result	LCS Qualifier	Unit	D	% Rec	% Rec. Limits
Acenaphthene	667	389		ug/Kg		58	45 - 110
Acenaphthylene	667	401		ug/Kg		60	45 - 105
Anthracene	667	453		ug/Kg		68	55 - 105
Benzo[a]anthracene	667	428		ug/Kg		64	50 - 110
Benzo[b]fluoranthene	667	398		ug/Kg		60	45 - 115
Benzo[k]fluoranthene	667	472		ug/Kg		71	45 - 125
Fluoranthene	667	457		ug/Kg		68	55 - 115
Fluorene	667	422		ug/Kg		63	50 - 110
Chrysene	667	438		ug/Kg		66	55 - 110
Dibenz(a,h)anthracene	667	461		ug/Kg		69	40 - 125
Benzo[g,h,i]perylene	667	475		ug/Kg		71	40 - 125
Benzo[a]pyrene	667	388		ug/Kg		58	50 - 110
Indeno[1,2,3-cd]pyrene	667	465		ug/Kg		70	40 - 120
Naphthalene	667	364		ug/Kg		55	40 - 105
Pyrene	667	449		ug/Kg		67	45 - 125
Phenanthrene	667	441		ug/Kg		66	50 - 110

Surrogate	*LCS % Recovery*	*LCS Qualifier*	*Limits*
2-Fluorobiphenyl (Surr)	*55*		*45 - 105*

Method: 8270C/DoD - Semivolatile Organic Compounds (GC/MS) (Continued)

Lab Sample ID: LCS 240-8593/16-A — **Client Sample ID: Lab Control Sample**
Matrix: Solid — **Prep Type: Total/NA**
Analysis Batch: 9106 — **Prep Batch: 8593**

Surrogate	LCS % Recovery	LCS Qualifier	Limits
2-Fluorophenol (Surr)	63		35 - 105
Nitrobenzene-d5 (Surr)	55		35 - 100
Terphenyl-d14 (Surr)	76		30 - 125
2,4,6-Tribromophenol (Surr)	43		35 - 125
Phenol-d5 (Surr)	65		40 - 100

Method: 8081/DOD - Organochlorine Pesticides (GC)

Lab Sample ID: MB 240-7787/3-A — **Client Sample ID: Method Blank**
Matrix: Water — **Prep Type: Total/NA**
Analysis Batch: 10137 — **Prep Batch: 7787**

Analyte	MB Result	MB Qualifier	LOQ	DL	Unit	D	Prepared	Analyzed	Dil Fac
4,4'-DDD	0.010	U	0.050	0.0096	ug/L		07/09/11 07:16	07/29/11 05:37	1
4,4'-DDE	0.010	U	0.050	0.0097	ug/L		07/09/11 07:16	07/29/11 05:37	1
4,4'-DDT	0.030	U	0.050	0.016	ug/L		07/09/11 07:16	07/29/11 05:37	1
Aldrin	0.010	U	0.050	0.0082	ug/L		07/09/11 07:16	07/29/11 05:37	1
alpha-BHC	0.010	U	0.050	0.0070	ug/L		07/09/11 07:16	07/29/11 05:37	1
alpha-Chlordane	0.010	U	0.050	0.014	ug/L		07/09/11 07:16	07/29/11 05:37	1
beta-BHC	0.010	U	0.050	0.0084	ug/L		07/09/11 07:16	07/29/11 05:37	1
delta-BHC	0.010	U	0.050	0.0087	ug/L		07/09/11 07:16	07/29/11 05:37	1
Dieldrin	0.010	U	0.050	0.0075	ug/L		07/09/11 07:16	07/29/11 05:37	1
Endosulfan I	0.010	U	0.050	0.013	ug/L		07/09/11 07:16	07/29/11 05:37	1
Endosulfan II	0.010	U	0.050	0.012	ug/L		07/09/11 07:16	07/29/11 05:37	1
Endosulfan sulfate	0.010	U	0.050	0.011	ug/L		07/09/11 07:16	07/29/11 05:37	1
Endrin	0.010	U	0.050	0.011	ug/L		07/09/11 07:16	07/29/11 05:37	1
Endrin aldehyde	0.010	U	0.050	0.011	ug/L		07/09/11 07:16	07/29/11 05:37	1
Endrin ketone	0.010	U	0.050	0.0078	ug/L		07/09/11 07:16	07/29/11 05:37	1
gamma-BHC (Lindane)	0.010	U	0.050	0.0064	ug/L		07/09/11 07:16	07/29/11 05:37	1
gamma-Chlordane	0.010	U	0.050	0.012	ug/L		07/09/11 07:16	07/29/11 05:37	1
Heptachlor	0.010	U	0.050	0.0080	ug/L		07/09/11 07:16	07/29/11 05:37	1
Heptachlor epoxide	0.010	U	0.050	0.0071	ug/L		07/09/11 07:16	07/29/11 05:37	1
Methoxychlor	0.030	U	0.10	0.032	ug/L		07/09/11 07:16	07/29/11 05:37	1
Toxaphene	0.50	U	2.0	0.32	ug/L		07/09/11 07:16	07/29/11 05:37	1

Surrogate	MB % Recovery	MB Qualifier	Limits	Prepared	Analyzed	Dil Fac
DCB Decachlorobiphenyl	105		30 - 135	07/09/11 07:16	07/29/11 05:37	1
DCB Decachlorobiphenyl	108		30 - 135	07/09/11 07:16	07/29/11 05:37	1
Tetrachloro-m-xylene	108		25 - 140	07/09/11 07:16	07/29/11 05:37	1
Tetrachloro-m-xylene	96		25 - 140	07/09/11 07:16	07/29/11 05:37	1

Lab Sample ID: LCS 240-7787/4-A — **Client Sample ID: Lab Control Sample**
Matrix: Water — **Prep Type: Total/NA**
Analysis Batch: 10137 — **Prep Batch: 7787**

Analyte	Spike Added	LCS Result	LCS Qualifier	Unit	D	% Rec	% Rec. Limits
4,4'-DDD	1.00	0.988		ug/L		99	25 - 150
4,4'-DDE	1.00	1.13		ug/L		113	35 - 140
4,4'-DDT	1.00	0.790		ug/L		79	45 - 140

Method: 8081/DOD - Organochlorine Pesticides (GC) (Continued)

Lab Sample ID: LCS 240-7787/4-A
Matrix: Water
Analysis Batch: 10137

Client Sample ID: Lab Control Sample
Prep Type: Total/NA
Prep Batch: 7787

Analyte	Spike Added	LCS Result	LCS Qualifier	Unit	D	% Rec	% Rec. Limits
Aldrin	1.00	1.08		ug/L		108	25 - 140
alpha-BHC	1.00	1.15		ug/L		115	60 - 130
alpha-Chlordane	1.00	1.05		ug/L		105	65 - 125
beta-BHC	1.00	1.05		ug/L		105	65 - 125
delta-BHC	1.00	1.04		ug/L		104	45 - 135
Dieldrin	1.00	1.02		ug/L		102	60 - 130
Endosulfan I	1.00	0.508		ug/L		51	50 - 110
Endosulfan II	1.00	0.568		ug/L		57	30 - 130
Endosulfan sulfate	1.00	0.914		ug/L		91	55 - 135
Endrin	1.00	0.891		ug/L		89	55 - 135
Endrin aldehyde	1.00	0.688		ug/L		69	55 - 135
Endrin ketone	1.00	0.823		ug/L		82	75 - 125
gamma-BHC (Lindane)	1.00	1.10		ug/L		110	25 - 135
gamma-Chlordane	1.00	1.07		ug/L		107	60 - 125
Heptachlor	1.00	0.839		ug/L		84	40 - 130
Heptachlor epoxide	1.00	1.01		ug/L		101	60 - 130
Methoxychlor	1.00	0.766		ug/L		77	55 - 150

Surrogate	*LCS % Recovery*	*LCS Qualifier*	*Limits*
DCB Decachlorobiphenyl	*85*		*30 - 135*
DCB Decachlorobiphenyl	*80*		*30 - 135*
Tetrachloro-m-xylene	*111*		*25 - 140*
Tetrachloro-m-xylene	*92*		*25 - 140*

Lab Sample ID: MB 240-8260/15-A
Matrix: Solid
Analysis Batch: 10329

Client Sample ID: Method Blank
Prep Type: Total/NA
Prep Batch: 8260

Analyte	MB Result	MB Qualifier	LOQ	DL	Unit	D	Prepared	Analyzed	Dil Fac
4,4'-DDD	0.67	U	2.0	0.62	ug/Kg		07/13/11 12:29	07/31/11 03:41	1
4,4'-DDE	0.67	U	1.7	0.39	ug/Kg		07/13/11 12:29	07/31/11 03:41	1
4,4'-DDT	0.67	U	2.0	0.63	ug/Kg		07/13/11 12:29	07/31/11 03:41	1
Aldrin	1.3	U	4.0	1.2	ug/Kg		07/13/11 12:29	07/31/11 03:41	1
alpha-BHC	1.3	U	2.5	0.73	ug/Kg		07/13/11 12:29	07/31/11 03:41	1
alpha-Chlordane	1.3	U	3.0	0.94	ug/Kg		07/13/11 12:29	07/31/11 03:41	1
beta-BHC	1.3	U	3.5	1.1	ug/Kg		07/13/11 12:29	07/31/11 03:41	1
delta-BHC	1.3	U	4.0	1.2	ug/Kg		07/13/11 12:29	07/31/11 03:41	1
Dieldrin	0.67	U	1.7	0.47	ug/Kg		07/13/11 12:29	07/31/11 03:41	1
Endosulfan I	0.67	U	1.7	0.52	ug/Kg		07/13/11 12:29	07/31/11 03:41	1
Endosulfan II	1.3	U	2.5	0.82	ug/Kg		07/13/11 12:29	07/31/11 03:41	1
Endosulfan sulfate	1.3	U M	3.0	0.87	ug/Kg		07/13/11 12:29	07/31/11 03:41	1
Endrin	0.67	U	1.7	0.50	ug/Kg		07/13/11 12:29	07/31/11 03:41	1
Endrin aldehyde	1.3	U	3.0	1.0	ug/Kg		07/13/11 12:29	07/31/11 03:41	1
Endrin ketone	0.67	U	2.0	0.63	ug/Kg		07/13/11 12:29	07/31/11 03:41	1
gamma-BHC (Lindane)	1.3	U	2.5	0.74	ug/Kg		07/13/11 12:29	07/31/11 03:41	1
gamma-Chlordane	0.67	U	1.7	0.42	ug/Kg		07/13/11 12:29	07/31/11 03:41	1
Heptachlor	1.3	U	3.5	1.1	ug/Kg		07/13/11 12:29	07/31/11 03:41	1
Heptachlor epoxide	1.3	U	2.5	0.80	ug/Kg		07/13/11 12:29	07/31/11 03:41	1
Methoxychlor	3.3	U	5.0	1.5	ug/Kg		07/13/11 12:29	07/31/11 03:41	1

Method: 8081/DOD - Organochlorine Pesticides (GC) (Continued)

Lab Sample ID: MB 240-8260/15-A — **Client Sample ID: Method Blank**
Matrix: Solid — **Prep Type: Total/NA**
Analysis Batch: 10329 — **Prep Batch: 8260**

Analyte	MB Result	MB Qualifier	LOQ	DL	Unit	D	Prepared	Analyzed	Dil Fac
Toxaphene	20	U M	67	19	ug/Kg		07/13/11 12:29	07/31/11 03:41	1

Surrogate	*MB % Recovery*	*MB Qualifier*	*Limits*	*Prepared*	*Analyzed*	*Dil Fac*
DCB Decachlorobiphenyl	*87*		*55 - 130*	*07/13/11 12:29*	*07/31/11 03:41*	*1*
DCB Decachlorobiphenyl	*88*		*55 - 130*	*07/13/11 12:29*	*07/31/11 03:41*	*1*
Tetrachloro-m-xylene	*141*	*Q*	*70 - 125*	*07/13/11 12:29*	*07/31/11 03:41*	*1*
Tetrachloro-m-xylene	*98*		*70 - 125*	*07/13/11 12:29*	*07/31/11 03:41*	*1*

Lab Sample ID: LCS 240-8260/14-A — **Client Sample ID: Lab Control Sample**
Matrix: Solid — **Prep Type: Total/NA**
Analysis Batch: 10329 — **Prep Batch: 8260**

Analyte	Spike Added	LCS Result	LCS Qualifier	Unit	D	% Rec	% Rec. Limits
4,4'-DDD	33.3	39.0		ug/Kg		117	30 - 135
4,4'-DDE	33.3	32.5		ug/Kg		98	70 - 125
4,4'-DDT	33.3	31.6		ug/Kg		95	45 - 140
Aldrin	33.3	37.4		ug/Kg		112	45 - 140
alpha-BHC	33.3	42.2	J Q	ug/Kg		127	60 - 125
alpha-Chlordane	33.3	37.8		ug/Kg		114	65 - 120
beta-BHC	33.3	41.0		ug/Kg		123	60 - 125
delta-BHC	33.3	41.6		ug/Kg		125	55 - 130
Dieldrin	33.3	37.8		ug/Kg		113	65 - 125
Endosulfan I	33.3	17.1		ug/Kg		51	15 - 135
Endosulfan II	33.3	19.5		ug/Kg		59	35 - 140
Endosulfan sulfate	33.3	33.6		ug/Kg		101	60 - 135
Endrin	33.3	40.1		ug/Kg		120	60 - 135
Endrin aldehyde	33.3	29.4		ug/Kg		88	35 - 145
Endrin ketone	33.3	29.8		ug/Kg		89	65 - 135
gamma-BHC (Lindane)	33.3	43.9	Q	ug/Kg		132	60 - 125
gamma-Chlordane	33.3	38.6		ug/Kg		116	65 - 125
Heptachlor	33.3	45.7		ug/Kg		137	50 - 140
Heptachlor epoxide	33.3	38.8		ug/Kg		116	65 - 130
Methoxychlor	33.3	31.5		ug/Kg		95	55 - 145

Surrogate	*LCS % Recovery*	*LCS Qualifier*	*Limits*
DCB Decachlorobiphenyl	*94*		*55 - 130*
DCB Decachlorobiphenyl	*91*		*55 - 130*
Tetrachloro-m-xylene	*153*	*Q*	*70 - 125*
Tetrachloro-m-xylene	*97*		*70 - 125*

Lab Sample ID: 240-1728-34 MS — **Client Sample ID: LL1SB-645M-0103-SO**
Matrix: Solid — **Prep Type: Total/NA**
Analysis Batch: 10329 — **Prep Batch: 8260**

Analyte	Sample Result	Sample Qualifier	Spike Added	MS Result	MS Qualifier	Unit	D	% Rec	% Rec. Limits
4,4'-DDD	13		33.5	33.8	J D	ug/Kg	☼	101	30 - 135
4,4'-DDE	670		33.5	260	D 4	ug/Kg	☼	-1210	70 - 125
4,4'-DDT	20		33.5	32.9	D J	ug/Kg	☼	38	45 - 140
Aldrin	27		33.5	67	U	ug/Kg	☼	NC	45 - 140

Method: 8081/DOD - Organochlorine Pesticides (GC) (Continued)

Lab Sample ID: 240-1728-34 MS — **Client Sample ID: LL1SB-645M-0103-SO**
Matrix: Solid — **Prep Type: Total/NA**
Analysis Batch: 10329 — **Prep Batch: 8260**

Analyte	Sample Result	Sample Qualifier	Spike Added	MS Result	MS Qualifier	Unit	D	% Rec	% Rec. Limits
alpha-BHC	27		33.5	51.5	J D	ug/Kg	☼	NC	60 - 125
alpha-Chlordane	27		33.5	67	U	ug/Kg	☼	NC	65 - 120
beta-BHC	28		33.5	62.7	D J	ug/Kg	☼	104	60 - 125
delta-BHC	27		33.5	67	U	ug/Kg	☼	NC	55 - 130
Dieldrin	13		33.5	39.0	J D	ug/Kg	☼	116	65 - 125
Endosulfan I	13		33.5	26.6	J D	ug/Kg	☼	79	15 - 135
Endosulfan II	27		33.5	67	U	ug/Kg	☼	NC	35 - 140
Endosulfan sulfate	27		33.5	62.1	J D	ug/Kg	☼	NC	60 - 135
Endrin	36		33.5	53.9	D J	ug/Kg	☼	53	60 - 135
Endrin aldehyde	27		33.5	67	U	ug/Kg	☼	NC	35 - 145
Endrin ketone	13		33.5	40.9	J D	ug/Kg	☼	122	65 - 135
gamma-BHC (Lindane)	27		33.5	53.1	J D	ug/Kg	☼	NC	60 - 125
gamma-Chlordane	13		33.5	498	D J	ug/Kg	☼	1485	65 - 125
Heptachlor	27		33.5	67	U	ug/Kg	☼	NC	50 - 140
Heptachlor epoxide	27		33.5	73.0	J D	ug/Kg	☼	NC	65 - 130
Methoxychlor	66		33.5	170	U	ug/Kg	☼	NC	55 - 145

Surrogate	*MS % Recovery*	*MS Qualifier*	*Limits*
DCB Decachlorobiphenyl	*0*	*Q*	*55 - 130*
DCB Decachlorobiphenyl	*0*	*Q*	*55 - 130*
Tetrachloro-m-xylene	*376*	*Q*	*70 - 125*
Tetrachloro-m-xylene	*144*	*Q*	*70 - 125*

Lab Sample ID: 240-1728-34 MSD — **Client Sample ID: LL1SB-645M-0103-SO**
Matrix: Solid — **Prep Type: Total/NA**
Analysis Batch: 10329 — **Prep Batch: 8260**

Analyte	Sample Result	Sample Qualifier	Spike Added	MSD Result	MSD Qualifier	Unit	D	% Rec	% Rec. Limits	RPD	RPD Limit
4,4'-DDD	13		33.5	36.6	J D	ug/Kg	☼	109	30 - 135	8	30
4,4'-DDE	670		33.5	278	D 4	ug/Kg	☼	-1156	70 - 125	7	30
4,4'-DDT	20		33.5	35.4	J D	ug/Kg	☼	45	45 - 140	7	30
Aldrin	27		33.5	67	U	ug/Kg	☼	NC	45 - 140	NC	30
alpha-BHC	27		33.5	73.6	D J	ug/Kg	☼	NC	60 - 125	35	30
alpha-Chlordane	27		33.5	67	U	ug/Kg	☼	NC	65 - 120	NC	30
beta-BHC	28		33.5	59.1	D J	ug/Kg	☼	93	60 - 125	6	30
delta-BHC	27		33.5	67	U	ug/Kg	☼	NC	55 - 130	NC	30
Dieldrin	13		33.5	47.0	D J	ug/Kg	☼	140	65 - 125	19	30
Endosulfan I	13		33.5	27.3	D J	ug/Kg	☼	82	15 - 135	200	30
Endosulfan II	27		33.5	67	U	ug/Kg	☼	NC	35 - 140	NC	30
Endosulfan sulfate	27		33.5	58.5	J D	ug/Kg	☼	NC	60 - 135	6	30
Endrin	36		33.5	34	U J	ug/Kg	☼	0	60 - 135	200	30
Endrin aldehyde	27		33.5	67	U	ug/Kg	☼	NC	35 - 145	NC	30
Endrin ketone	13		33.5	46.3	D J	ug/Kg	☼	138	65 - 135	12	30
gamma-BHC (Lindane)	27		33.5	55.3	J D	ug/Kg	☼	NC	60 - 125	4	30
gamma-Chlordane	13		33.5	424	D J	ug/Kg	☼	1265	65 - 125	16	30
Heptachlor	27		33.5	67	U	ug/Kg	☼	NC	50 - 140	NC	30
Heptachlor epoxide	27		33.5	71.6	J D	ug/Kg	☼	NC	65 - 130	2	30
Methoxychlor	66		33.5	170	U	ug/Kg	☼	NC	55 - 145	NC	30

Method: 8081/DOD - Organochlorine Pesticides (GC) (Continued)

Lab Sample ID: 240-1728-34 MSD
Matrix: Solid
Analysis Batch: 10329

Client Sample ID: LL1SB-645M-0103-SO
Prep Type: Total/NA
Prep Batch: 8260

Surrogate	MSD % Recovery	MSD Qualifier	Limits
DCB Decachlorobiphenyl	0	Q	55 - 130
DCB Decachlorobiphenyl	0	Q	55 - 130
Tetrachloro-m-xylene	2975	Q	70 - 125
Tetrachloro-m-xylene	178	Q	70 - 125

Lab Sample ID: MB 240-8605/9-A
Matrix: Solid
Analysis Batch: 10598

Client Sample ID: Method Blank
Prep Type: Total/NA
Prep Batch: 8605

Analyte	MB Result	MB Qualifier	LOQ	DL	Unit	D	Prepared	Analyzed	Dil Fac
4,4'-DDD	0.67	U	2.0	0.62	ug/Kg		07/15/11 12:19	08/03/11 02:14	1
4,4'-DDE	0.67	U	1.7	0.39	ug/Kg		07/15/11 12:19	08/03/11 02:14	1
4,4'-DDT	0.67	U	2.0	0.63	ug/Kg		07/15/11 12:19	08/03/11 02:14	1
Aldrin	1.3	U	4.0	1.2	ug/Kg		07/15/11 12:19	08/03/11 02:14	1
alpha-BHC	1.3	U	2.5	0.73	ug/Kg		07/15/11 12:19	08/03/11 02:14	1
alpha-Chlordane	1.3	U	3.0	0.94	ug/Kg		07/15/11 12:19	08/03/11 02:14	1
beta-BHC	1.3	U	3.5	1.1	ug/Kg		07/15/11 12:19	08/03/11 02:14	1
delta-BHC	1.3	U	4.0	1.2	ug/Kg		07/15/11 12:19	08/03/11 02:14	1
Dieldrin	0.67	U	1.7	0.47	ug/Kg		07/15/11 12:19	08/03/11 02:14	1
Endosulfan I	0.67	U	1.7	0.52	ug/Kg		07/15/11 12:19	08/03/11 02:14	1
Endosulfan II	1.3	U	2.5	0.82	ug/Kg		07/15/11 12:19	08/03/11 02:14	1
Endosulfan sulfate	1.3	U	3.0	0.87	ug/Kg		07/15/11 12:19	08/03/11 02:14	1
Endrin	0.67	U	1.7	0.50	ug/Kg		07/15/11 12:19	08/03/11 02:14	1
Endrin aldehyde	1.3	U	3.0	1.0	ug/Kg		07/15/11 12:19	08/03/11 02:14	1
Endrin ketone	0.67	U	2.0	0.63	ug/Kg		07/15/11 12:19	08/03/11 02:14	1
gamma-BHC (Lindane)	1.3	U	2.5	0.74	ug/Kg		07/15/11 12:19	08/03/11 02:14	1
gamma-Chlordane	0.67	U	1.7	0.42	ug/Kg		07/15/11 12:19	08/03/11 02:14	1
Heptachlor	1.3	U	3.5	1.1	ug/Kg		07/15/11 12:19	08/03/11 02:14	1
Heptachlor epoxide	1.3	U	2.5	0.80	ug/Kg		07/15/11 12:19	08/03/11 02:14	1
Methoxychlor	3.3	U	5.0	1.5	ug/Kg		07/15/11 12:19	08/03/11 02:14	1
Toxaphene	20	U	67	19	ug/Kg		07/15/11 12:19	08/03/11 02:14	1

Surrogate	MB % Recovery	MB Qualifier	Limits	Prepared	Analyzed	Dil Fac
DCB Decachlorobiphenyl	81		55 - 130	07/15/11 12:19	08/03/11 02:14	1
DCB Decachlorobiphenyl	88		55 - 130	07/15/11 12:19	08/03/11 02:14	1
Tetrachloro-m-xylene	91		70 - 125	07/15/11 12:19	08/03/11 02:14	1
Tetrachloro-m-xylene	89		70 - 125	07/15/11 12:19	08/03/11 02:14	1

Lab Sample ID: LCS 240-8605/10-A
Matrix: Solid
Analysis Batch: 10598

Client Sample ID: Lab Control Sample
Prep Type: Total/NA
Prep Batch: 8605

Analyte	Spike Added	LCS Result	LCS Qualifier	Unit	D	% Rec	% Rec. Limits
4,4'-DDD	66.7	55.6	J	ug/Kg		83	30 - 135
4,4'-DDE	66.7	48.1		ug/Kg		72	70 - 125
4,4'-DDT	66.7	45.7		ug/Kg		69	45 - 140
Aldrin	66.7	54.0		ug/Kg		81	45 - 140
alpha-BHC	66.7	62.0	J	ug/Kg		93	60 - 125
alpha-Chlordane	66.7	50.8		ug/Kg		76	65 - 120

Method: 8081/DOD - Organochlorine Pesticides (GC) (Continued)

Lab Sample ID: LCS 240-8605/10-A | **Client Sample ID: Lab Control Sample**
Matrix: Solid | **Prep Type: Total/NA**
Analysis Batch: 10598 | **Prep Batch: 8605**

Analyte	Spike Added	LCS Result	LCS Qualifier	Unit	D	% Rec	% Rec. Limits
beta-BHC	66.7	53.9		ug/Kg		81	60 - 125
delta-BHC	66.7	61.2	J	ug/Kg		92	55 - 130
Dieldrin	66.7	53.2		ug/Kg		80	65 - 125
Endosulfan I	66.7	26.2		ug/Kg		39	15 - 135
Endosulfan II	66.7	28.1		ug/Kg		42	35 - 140
Endosulfan sulfate	66.7	48.4		ug/Kg		73	60 - 135
Endrin	66.7	51.3		ug/Kg		77	60 - 135
Endrin aldehyde	66.7	39.2		ug/Kg		59	35 - 145
Endrin ketone	66.7	43.9		ug/Kg		66	65 - 135
gamma-BHC (Lindane)	66.7	63.9	J	ug/Kg		96	60 - 125
gamma-Chlordane	66.7	57.3		ug/Kg		86	65 - 125
Heptachlor	66.7	53.8		ug/Kg		81	50 - 140
Heptachlor epoxide	66.7	55.7		ug/Kg		84	65 - 130
Methoxychlor	66.7	45.7		ug/Kg		69	55 - 145

Surrogate	*LCS % Recovery*	*LCS Qualifier*	*Limits*
DCB Decachlorobiphenyl	*76*		*55 - 130*
DCB Decachlorobiphenyl	*77*		*55 - 130*
Tetrachloro-m-xylene	*69*	*Q*	*70 - 125*
Tetrachloro-m-xylene	*73*		*70 - 125*

Lab Sample ID: 240-1728-14 MS | **Client Sample ID: LL2SS-516M-0001-SO**
Matrix: Solid | **Prep Type: Total/NA**
Analysis Batch: 10598 | **Prep Batch: 8605**

Analyte	Sample Result	Sample Qualifier	Spike Added	MS Result	MS Qualifier	Unit	D	% Rec	% Rec. Limits
4,4'-DDD	14		67.8	84.7	D	ug/Kg	☼	125	30 - 135
4,4'-DDE	19		67.8	88.1	D	ug/Kg	☼	101	70 - 125
4,4'-DDT	14		67.8	68.5	D	ug/Kg	☼	101	45 - 140
Aldrin	27		67.8	83.4	D	ug/Kg	☼	123	45 - 140
alpha-BHC	27		67.8	94.9	D J	ug/Kg	☼	140	60 - 125
alpha-Chlordane	27		67.8	92.2	D J	ug/Kg	☼	136	65 - 120
beta-BHC	27		67.8	170	D J	ug/Kg	☼	251	60 - 125
delta-BHC	27		67.8	86.8	D	ug/Kg	☼	128	55 - 130
Dieldrin	14		67.8	92.9	D J	ug/Kg	☼	137	65 - 125
Endosulfan I	14		67.8	73.2	D	ug/Kg	☼	108	15 - 135
Endosulfan II	27		67.8	72.5	D	ug/Kg	☼	107	35 - 140
Endosulfan sulfate	27		67.8	76.6	D	ug/Kg	☼	113	60 - 135
Endrin	14		67.8	94.9	D J	ug/Kg	☼	140	60 - 135
Endrin aldehyde	27		67.8	74.6	D	ug/Kg	☼	110	35 - 145
Endrin ketone	14		67.8	96.9	D J	ug/Kg	☼	143	65 - 135
gamma-BHC (Lindane)	27		67.8	99.0	D J	ug/Kg	☼	146	60 - 125
gamma-Chlordane	37	D J	67.8	119	D	ug/Kg	☼	121	65 - 125
Heptachlor	27		67.8	22200	D J	ug/Kg	☼	32700	50 - 140
Heptachlor epoxide	27		67.8	92.9	D J	ug/Kg	☼	137	65 - 130
Methoxychlor	67		67.8	157	D J	ug/Kg	☼	231	55 - 145

Surrogate	*MS % Recovery*	*MS Qualifier*	*Limits*
DCB Decachlorobiphenyl	*819*	*Q*	*55 - 130*

Method: 8081/DOD - Organochlorine Pesticides (GC) (Continued)

Lab Sample ID: 240-1728-14 MS
Matrix: Solid
Analysis Batch: 10598

Client Sample ID: LL2SS-516M-0001-SO
Prep Type: Total/NA
Prep Batch: 8605

Surrogate	MS % Recovery	MS Qualifier	Limits
DCB Decachlorobiphenyl	50	Q	55 - 130
Tetrachloro-m-xylene	138	Q	70 - 125
Tetrachloro-m-xylene	102	M	70 - 125

Lab Sample ID: 240-1728-14 MSD
Matrix: Solid
Analysis Batch: 10598

Client Sample ID: LL2SS-516M-0001-SO
Prep Type: Total/NA
Prep Batch: 8605

Analyte	Sample Result	Sample Qualifier	Spike Added	MSD Result	MSD Qualifier	Unit	D	% Rec	% Rec. Limits	RPD	RPD Limit
4,4'-DDD	14		67.9	78.1	D	ug/Kg	☼	115	30 - 135	8	30
4,4'-DDE	19		67.9	83.5	D	ug/Kg	☼	94	70 - 125	5	30
4,4'-DDT	14		67.9	62.4	D	ug/Kg	☼	92	45 - 140	9	30
Aldrin	27		67.9	81.5	D	ug/Kg	☼	120	45 - 140	2	30
alpha-BHC	27		67.9	97.1	D J	ug/Kg	☼	143	60 - 125	2	30
alpha-Chlordane	27		67.9	91.6	D J	ug/Kg	☼	135	65 - 120	1	30
beta-BHC	27		67.9	150	D J	ug/Kg	☼	221	60 - 125	13	30
delta-BHC	27		67.9	83.5	D	ug/Kg	☼	123	55 - 130	4	30
Dieldrin	14		67.9	88.9	D J	ug/Kg	☼	131	65 - 125	4	30
Endosulfan I	14		67.9	64.6	D	ug/Kg	☼	95	15 - 135	12	30
Endosulfan II	27		67.9	63.4	D	ug/Kg	☼	93	35 - 140	13	30
Endosulfan sulfate	27		67.9	75.4	D	ug/Kg	☼	111	60 - 135	2	30
Endrin	14		67.9	96.4	D J	ug/Kg	☼	142	60 - 135	2	30
Endrin aldehyde	27		67.9	73.3	D	ug/Kg	☼	108	35 - 145	2	30
Endrin ketone	14		67.9	95.7	D J	ug/Kg	☼	141	65 - 135	1	30
gamma-BHC (Lindane)	27		67.9	99.1	D J	ug/Kg	☼	146	60 - 125	0	30
gamma-Chlordane	37	D J	67.9	111	D	ug/Kg	☼	110	65 - 125	6	30
Heptachlor	27		67.9	27	U J	ug/Kg	☼	0	50 - 140	200	30
Heptachlor epoxide	27		67.9	27	U J	ug/Kg	☼	0	65 - 130	200	30
Methoxychlor	67		67.9	155	D J	ug/Kg	☼	229	55 - 145	1	30

Surrogate	MSD % Recovery	MSD Qualifier	Limits
DCB Decachlorobiphenyl	738	Q	55 - 130
DCB Decachlorobiphenyl	150	Q	55 - 130
Tetrachloro-m-xylene	134	Q	70 - 125
Tetrachloro-m-xylene	95		70 - 125

Method: 8082/DOD - Polychlorinated Biphenyls (PCBs) by Gas Chromatography

Lab Sample ID: MB 240-7786/3-A
Matrix: Water
Analysis Batch: 8509

Client Sample ID: Method Blank
Prep Type: Total/NA
Prep Batch: 7786

Analyte	MB Result	MB Qualifier	LOQ	DL	Unit	D	Prepared	Analyzed	Dil Fac
Aroclor 1016	0.20	U	0.50	0.17	ug/L		07/09/11 07:10	07/15/11 05:08	1
Aroclor 1221	0.20	U	0.50	0.13	ug/L		07/09/11 07:10	07/15/11 05:08	1
Aroclor 1232	0.20	U	0.50	0.16	ug/L		07/09/11 07:10	07/15/11 05:08	1
Aroclor 1242	0.40	U	0.50	0.22	ug/L		07/09/11 07:10	07/15/11 05:08	1
Aroclor 1248	0.20	U	0.50	0.10	ug/L		07/09/11 07:10	07/15/11 05:08	1
Aroclor 1254	0.20	U	0.50	0.16	ug/L		07/09/11 07:10	07/15/11 05:08	1

Method: 8082/DOD - Polychlorinated Biphenyls (PCBs) by Gas Chromatography (Continued)

Lab Sample ID: MB 240-7786/3-A — **Client Sample ID: Method Blank**
Matrix: Water — **Prep Type: Total/NA**
Analysis Batch: 8509 — **Prep Batch: 7786**

Analyte	MB Result	MB Qualifier	LOQ	DL	Unit	D	Prepared	Analyzed	Dil Fac
Aroclor 1260	0.20	U	0.50	0.17	ug/L		07/09/11 07:10	07/15/11 05:08	1

Surrogate	*MB % Recovery*	*MB Qualifier*	*Limits*	*Prepared*	*Analyzed*	*Dil Fac*
Tetrachloro-m-xylene	*73*		*40 - 140*	*07/09/11 07:10*	*07/15/11 05:08*	*1*
Tetrachloro-m-xylene	*74*		*40 - 140*	*07/09/11 07:10*	*07/15/11 05:08*	*1*
DCB Decachlorobiphenyl	*75*		*40 - 135*	*07/09/11 07:10*	*07/15/11 05:08*	*1*
DCB Decachlorobiphenyl	*71*		*40 - 135*	*07/09/11 07:10*	*07/15/11 05:08*	*1*

Lab Sample ID: LCS 240-7786/4-A — **Client Sample ID: Lab Control Sample**
Matrix: Water — **Prep Type: Total/NA**
Analysis Batch: 8509 — **Prep Batch: 7786**

Analyte	Spike Added	LCS Result	LCS Qualifier	Unit	D	% Rec	% Rec. Limits
Aroclor 1016	10.0	7.90		ug/L		79	25 - 145
Aroclor 1260	10.0	8.09		ug/L		81	30 - 145

Surrogate	*LCS % Recovery*	*LCS Qualifier*	*Limits*
Tetrachloro-m-xylene	*75*		*40 - 140*
Tetrachloro-m-xylene	*77*		*40 - 140*
DCB Decachlorobiphenyl	*31*	*Q*	*40 - 135*
DCB Decachlorobiphenyl	*28*	*Q*	*40 - 135*

Lab Sample ID: MB 240-8270/14-A — **Client Sample ID: Method Blank**
Matrix: Solid — **Prep Type: Total/NA**
Analysis Batch: 9102 — **Prep Batch: 8270**

Analyte	MB Result	MB Qualifier	LOQ	DL	Unit	D	Prepared	Analyzed	Dil Fac
Aroclor 1016	25	U	65	21	ug/Kg		07/13/11 13:31	07/20/11 21:58	1
Aroclor 1221	25	U	50	16	ug/Kg		07/13/11 13:31	07/20/11 21:58	1
Aroclor 1232	25	U	45	14	ug/Kg		07/13/11 13:31	07/20/11 21:58	1
Aroclor 1242	25	U	40	13	ug/Kg		07/13/11 13:31	07/20/11 21:58	1
Aroclor 1248	25	U	55	17	ug/Kg		07/13/11 13:31	07/20/11 21:58	1
Aroclor 1254	25	U	55	17	ug/Kg		07/13/11 13:31	07/20/11 21:58	1
Aroclor 1260	25	U	55	17	ug/Kg		07/13/11 13:31	07/20/11 21:58	1

Surrogate	*MB % Recovery*	*MB Qualifier*	*Limits*	*Prepared*	*Analyzed*	*Dil Fac*
Tetrachloro-m-xylene	*105*		*40 - 140*	*07/13/11 13:31*	*07/20/11 21:58*	*1*
Tetrachloro-m-xylene	*104*		*40 - 140*	*07/13/11 13:31*	*07/20/11 21:58*	*1*
DCB Decachlorobiphenyl	*102*		*60 - 125*	*07/13/11 13:31*	*07/20/11 21:58*	*1*
DCB Decachlorobiphenyl	*109*		*60 - 125*	*07/13/11 13:31*	*07/20/11 21:58*	*1*

Lab Sample ID: LCS 240-8270/15-A — **Client Sample ID: Lab Control Sample**
Matrix: Solid — **Prep Type: Total/NA**
Analysis Batch: 9463 — **Prep Batch: 8270**

Analyte	Spike Added	LCS Result	LCS Qualifier	Unit	D	% Rec	% Rec. Limits
Aroclor 1016	333	333		ug/Kg		100	40 - 140
Aroclor 1260	333	333		ug/Kg		100	60 - 130

Method: 8082/DOD - Polychlorinated Biphenyls (PCBs) by Gas Chromatography (Continued)

Lab Sample ID: LCS 240-8270/15-A — **Client Sample ID: Lab Control Sample**
Matrix: Solid — **Prep Type: Total/NA**
Analysis Batch: 9463 — **Prep Batch: 8270**

Surrogate	LCS % Recovery	LCS Qualifier	Limits
Tetrachloro-m-xylene	99		40 - 140
Tetrachloro-m-xylene	97		40 - 140
DCB Decachlorobiphenyl	113		60 - 125
DCB Decachlorobiphenyl	112		60 - 125

Lab Sample ID: 240-1728-32 MS — **Client Sample ID: LL1SB-645M-0102-SO**
Matrix: Solid — **Prep Type: Total/NA**
Analysis Batch: 9463 — **Prep Batch: 8270**

Analyte	Sample Result	Sample Qualifier	Spike Added	MS Result	MS Qualifier	Unit	D	% Rec	% Rec. Limits
Aroclor 1016	2500	U	338	2500	U	ug/Kg	☼	NC	40 - 140
Aroclor 1260	2500	U	338	2500	U	ug/Kg	☼	NC	60 - 130

Surrogate	MS % Recovery	MS Qualifier	Limits
Tetrachloro-m-xylene	0	Q	40 - 140
Tetrachloro-m-xylene	0	Q	40 - 140
DCB Decachlorobiphenyl	0	Q	60 - 125
DCB Decachlorobiphenyl	0	Q	60 - 125

Lab Sample ID: 240-1728-32 MSD — **Client Sample ID: LL1SB-645M-0102-SO**
Matrix: Solid — **Prep Type: Total/NA**
Analysis Batch: 9463 — **Prep Batch: 8270**

Analyte	Sample Result	Sample Qualifier	Spike Added	MSD Result	MSD Qualifier	Unit	D	% Rec	% Rec. Limits	RPD	RPD Limit
Aroclor 1016	2500	U	338	2500	U	ug/Kg	☼	NC	40 - 140	NC	30
Aroclor 1260	2500	U	338	2500	U	ug/Kg	☼	NC	60 - 130	NC	30

Surrogate	MSD % Recovery	MSD Qualifier	Limits
Tetrachloro-m-xylene	0	Q	40 - 140
Tetrachloro-m-xylene	0	Q	40 - 140
DCB Decachlorobiphenyl	0	Q	60 - 125
DCB Decachlorobiphenyl	0	Q	60 - 125

Lab Sample ID: MB 240-8599/10-A — **Client Sample ID: Method Blank**
Matrix: Solid — **Prep Type: Total/NA**
Analysis Batch: 9453 — **Prep Batch: 8599**

Analyte	MB Result	MB Qualifier	LOQ	DL	Unit	D	Prepared	Analyzed	Dil Fac
Aroclor 1016	25	U	65	21	ug/Kg		07/15/11 11:34	07/22/11 19:20	1
Aroclor 1221	25	U	50	16	ug/Kg		07/15/11 11:34	07/22/11 19:20	1
Aroclor 1232	25	U	45	14	ug/Kg		07/15/11 11:34	07/22/11 19:20	1
Aroclor 1242	25	U	40	13	ug/Kg		07/15/11 11:34	07/22/11 19:20	1
Aroclor 1248	25	U	55	17	ug/Kg		07/15/11 11:34	07/22/11 19:20	1
Aroclor 1254	25	U	55	17	ug/Kg		07/15/11 11:34	07/22/11 19:20	1
Aroclor 1260	25	U	55	17	ug/Kg		07/15/11 11:34	07/22/11 19:20	1

Surrogate	MB % Recovery	MB Qualifier	Limits	Prepared	Analyzed	Dil Fac
Tetrachloro-m-xylene	90		40 - 140	07/15/11 11:34	07/22/11 19:20	1

Method: 8082/DOD - Polychlorinated Biphenyls (PCBs) by Gas Chromatography (Continued)

Lab Sample ID: MB 240-8599/10-A — **Client Sample ID: Method Blank**
Matrix: Solid — **Prep Type: Total/NA**
Analysis Batch: 9453 — **Prep Batch: 8599**

Surrogate	MB % Recovery	MB Qualifier	Limits	Prepared	Analyzed	Dil Fac
Tetrachloro-m-xylene	89		40 - 140	07/15/11 11:34	07/22/11 19:20	1
DCB Decachlorobiphenyl	90		60 - 125	07/15/11 11:34	07/22/11 19:20	1
DCB Decachlorobiphenyl	94		60 - 125	07/15/11 11:34	07/22/11 19:20	1

Lab Sample ID: LCS 240-8599/11-A — **Client Sample ID: Lab Control Sample**
Matrix: Solid — **Prep Type: Total/NA**
Analysis Batch: 9453 — **Prep Batch: 8599**

Analyte	Spike Added	LCS Result	LCS Qualifier	Unit	D	% Rec	% Rec. Limits
Aroclor 1016	333	340		ug/Kg		102	40 - 140
Aroclor 1260	333	340		ug/Kg		102	60 - 130

Surrogate	LCS % Recovery	LCS Qualifier	Limits
Tetrachloro-m-xylene	110		40 - 140
Tetrachloro-m-xylene	104		40 - 140
DCB Decachlorobiphenyl	99		60 - 125
DCB Decachlorobiphenyl	107		60 - 125

Lab Sample ID: 240-1728-14 MS — **Client Sample ID: LL2SS-516M-0001-SO**
Matrix: Solid — **Prep Type: Total/NA**
Analysis Batch: 9453 — **Prep Batch: 8599**

Analyte	Sample Result	Sample Qualifier	Spike Added	MS Result	MS Qualifier	Unit	D	% Rec	% Rec. Limits
Aroclor 1016	130	U	339	273	J D	ug/Kg	☼	80	40 - 140
Aroclor 1260	130	U J	339	469	D J	ug/Kg	☼	138	60 - 130

Surrogate	MS % Recovery	MS Qualifier	Limits
Tetrachloro-m-xylene	84		40 - 140
Tetrachloro-m-xylene	76		40 - 140
DCB Decachlorobiphenyl	147	Q	60 - 125
DCB Decachlorobiphenyl	78		60 - 125

Lab Sample ID: 240-1728-14 MSD — **Client Sample ID: LL2SS-516M-0001-SO**
Matrix: Solid — **Prep Type: Total/NA**
Analysis Batch: 9453 — **Prep Batch: 8599**

Analyte	Sample Result	Sample Qualifier	Spike Added	MSD Result	MSD Qualifier	Unit	D	% Rec	% Rec. Limits	RPD	RPD Limit
Aroclor 1016	130	U	338	268	J D	ug/Kg	☼	79	40 - 140	2	30
Aroclor 1260	130	U J	338	484	D J	ug/Kg	☼	143	60 - 130	3	30

Surrogate	MSD % Recovery	MSD Qualifier	Limits
Tetrachloro-m-xylene	69		40 - 140
Tetrachloro-m-xylene	69		40 - 140
DCB Decachlorobiphenyl	142	Q	60 - 125
DCB Decachlorobiphenyl	104		60 - 125

Method: 8330 (Modified) - Organic Compounds by UV/HPLC

Lab Sample ID: G1G150000121B — **Client Sample ID: Method Blank**
Matrix: Solid — **Prep Type: Total**
Analysis Batch: 1196121 — **Prep Batch: 1196121_P**

Analyte	MB Result	MB Qualifier	LOQ	MDL	Unit	D	Prepared	Analyzed	Dil Fac
Nitroguanidine	0.040 U		0.25	0.020	mg/kg		07/15/11 12:00	07/27/11 16:12	1

Lab Sample ID: G1G150000121C — **Client Sample ID: Lab Control Sample**
Matrix: Solid — **Prep Type: Total**
Analysis Batch: 1196121 — **Prep Batch: 1196121_P**

Analyte	Spike Added	LCS Result	LCS Qualifier	Unit	D	% Rec	% Rec. Limits
Nitroguanidine	1.00	0.921		mg/kg		92	72 - 121

Lab Sample ID: 240-1728-14 MS — **Client Sample ID: LL2SS-516M-0001-SO**
Matrix: Solid — **Prep Type: Total**
Analysis Batch: 1196121 — **Prep Batch: 1196121_P**

Analyte	Sample Result	Sample Qualifier	Spike Added	MS Result	MS Qualifier	Unit	D	% Rec	% Rec. Limits
Nitroguanidine	0.039 U		0.990	0.852		mg/kg		86	72 - 121

Lab Sample ID: 240-1728-14 MSD — **Client Sample ID: LL2SS-516M-0001-SO**
Matrix: Solid — **Prep Type: Total**
Analysis Batch: 1196121 — **Prep Batch: 1196121_P**

Analyte	Sample Result	Sample Qualifier	Spike Added	MSD Result	MSD Qualifier	Unit	D	% Rec	% Rec. Limits	RPD	RPD Limit
Nitroguanidine	0.039 U		0.990	0.836		mg/kg		84	72 - 121	1.8	20

Lab Sample ID: G1G200000051B — **Client Sample ID: Method Blank**
Matrix: Water — **Prep Type: Dissolved**
Analysis Batch: 1201051 — **Prep Batch: 1201051_P**

Analyte	MB Result	MB Qualifier	LOQ	MDL	Unit	D	Prepared	Analyzed	Dil Fac
Nitroguanidine	6.0 U		20	2.4	ug/L		07/20/11 08:50	07/27/11 12:08	1

Lab Sample ID: G1G200000051C — **Client Sample ID: Lab Control Sample**
Matrix: Water — **Prep Type: Dissolved**
Analysis Batch: 1201051 — **Prep Batch: 1201051_P**

Analyte	Spike Added	LCS Result	LCS Qualifier	Unit	D	% Rec	% Rec. Limits
Nitroguanidine	250	232		ug/L		93	73 - 117

Method: 8330/8330A - Nitroaromatics & Nitramines: Explosives (8330/A)

Lab Sample ID: G1G120000068B — **Client Sample ID: Method Blank**
Matrix: Water — **Prep Type: Total**
Analysis Batch: 1193068 — **Prep Batch: 1193068_P**

Analyte	MB Result	MB Qualifier	LOQ	MDL	Unit	D	Prepared	Analyzed	Dil Fac
Nitroglycerin	0.50 U		0.65	0.33	ug/L		07/12/11 09:00	07/23/11 12:21	1
PETN	0.50 U		0.65	0.30	ug/L		07/12/11 09:00	07/23/11 12:21	1
2-Amino-4,6-dinitrotoluene	0.10 U		0.20	0.10	ug/L		07/12/11 09:00	07/23/11 12:21	1
4-Amino-2,6-dinitrotoluene	0.050 U		0.10	0.050	ug/L		07/12/11 09:00	07/23/11 12:21	1
1,3-Dinitrobenzene	0.050 U		0.10	0.050	ug/L		07/12/11 09:00	07/23/11 12:21	1
2,4-Dinitrotoluene	0.050 U		0.10	0.050	ug/L		07/12/11 09:00	07/23/11 12:21	1
2,6-Dinitrotoluene	0.050 U		0.10	0.050	ug/L		07/12/11 09:00	07/23/11 12:21	1

Method: 8330/8330A - Nitroaromatics & Nitramines: Explosives (8330/A) (Continued)

Lab Sample ID: G1G120000068B — **Client Sample ID: Method Blank**
Matrix: Water — **Prep Type: Total**
Analysis Batch: 1193068 — **Prep Batch: 1193068_P**

Analyte	MB Result	MB Qualifier	LOQ	MDL	Unit	D	Prepared	Analyzed	Dil Fac
HMX	0.050 U		0.10	0.036	ug/L		07/12/11 09:00	07/23/11 12:21	1
Nitrobenzene	0.050 U		0.10	0.050	ug/L		07/12/11 09:00	07/23/11 12:21	1
2-Nitrotoluene	0.10 U		0.50	0.088	ug/L		07/12/11 09:00	07/23/11 12:21	1
3-Nitrotoluene	0.10 U		0.50	0.057	ug/L		07/12/11 09:00	07/23/11 12:21	1
4-Nitrotoluene	0.10 U		0.65	0.088	ug/L		07/12/11 09:00	07/23/11 12:21	1
RDX	0.050 U		0.10	0.036	ug/L		07/12/11 09:00	07/23/11 12:21	1
Tetryl	0.050 U		0.10	0.050	ug/L		07/12/11 09:00	07/23/11 12:21	1
1,3,5-Trinitrobenzene	0.050 U		0.10	0.030	ug/L		07/12/11 09:00	07/23/11 12:21	1
2,4,6-Trinitrotoluene	0.050 U		0.10	0.050	ug/L		07/12/11 09:00	07/23/11 12:21	1

Surrogate	*MB % Recovery*	*MB Qualifier*	*Limits*	*Prepared*	*Analyzed*	*Dil Fac*
3,4-Dinitrotoluene	*93*		*79 - 111*	*07/12/11 09:00*	*07/23/11 12:21*	*1*

Lab Sample ID: G1G120000068C — **Client Sample ID: Lab Control Sample**
Matrix: Water — **Prep Type: Total**
Analysis Batch: 1193068 — **Prep Batch: 1193068_P**

Analyte	Spike Added	LCS Result	LCS Qualifier	Unit	D	% Rec	% Rec. Limits
Nitroglycerin	5.00	4.98		ug/L		100	85 - 115
PETN	5.00	4.96		ug/L		99	84 - 117
2-Amino-4,6-dinitrotoluene	1.00	1.06		ug/L		106	50 - 155
4-Amino-2,6-dinitrotoluene	1.00	1.04		ug/L		104	55 - 155
1,3-Dinitrobenzene	1.00	1.13		ug/L		113	45 - 160
2,4-Dinitrotoluene	1.00	1.05		ug/L		105	60 - 135
2,6-Dinitrotoluene	1.00	1.04		ug/L		104	60 - 135
HMX	1.00	1.07		ug/L		107	80 - 115
Nitrobenzene	1.00	1.10		ug/L		110	50 - 140
2-Nitrotoluene	1.00	1.02		ug/L		102	45 - 135
3-Nitrotoluene	1.00	1.01		ug/L		101	50 - 130
4-Nitrotoluene	1.00	1.00		ug/L		100	50 - 130
RDX	1.00	1.21		ug/L		121	50 - 160
Tetryl	1.00	0.999		ug/L		100	20 - 175
1,3,5-Trinitrobenzene	1.00	1.10		ug/L		110	65 - 140
2,4,6-Trinitrotoluene	1.00	0.979		ug/L		98	50 - 145

Surrogate	*LCS % Recovery*	*LCS Qualifier*	*Limits*
3,4-Dinitrotoluene	*95*		*79 - 111*

Lab Sample ID: G1G150000123B — **Client Sample ID: Method Blank**
Matrix: Solid — **Prep Type: Total**
Analysis Batch: 1196123 — **Prep Batch: 1196123_P**

Analyte	MB Result	MB Qualifier	LOQ	MDL	Unit	D	Prepared	Analyzed	Dil Fac
1,3,5-Trinitrobenzene	0.10 U		0.25	0.020	mg/kg		07/15/11 12:00	07/29/11 01:26	1
1,3-Dinitrobenzene	0.10 U		0.25	0.050	mg/kg		07/15/11 12:00	07/29/11 01:26	1
2,4,6-Trinitrotoluene	0.10 U		0.25	0.020	mg/kg		07/15/11 12:00	07/29/11 01:26	1
2,4-Dinitrotoluene	0.10 U		0.25	0.020	mg/kg		07/15/11 12:00	07/29/11 01:26	1
2,6-Dinitrotoluene	0.10 U		0.25	0.030	mg/kg		07/15/11 12:00	07/29/11 01:26	1
2-Amino-4,6-dinitrotoluene	0.10 U		0.25	0.10	mg/kg		07/15/11 12:00	07/29/11 01:26	1

Method: 8330/8330A - Nitroaromatics & Nitramines: Explosives (8330/A) (Continued)

Lab Sample ID: G1G150000123B — **Client Sample ID: Method Blank**
Matrix: Solid — **Prep Type: Total**
Analysis Batch: 1196123 — **Prep Batch: 1196123_P**

Analyte	MB Result	MB Qualifier	LOQ	MDL	Unit	D	Prepared	Analyzed	Dil Fac
2-Nitrotoluene	0.10 U		0.25	0.080	mg/kg		07/15/11 12:00	07/29/11 01:26	1
3-Nitrotoluene	0.10 U		0.25	0.070	mg/kg		07/15/11 12:00	07/29/11 01:26	1
4-Amino-2,6-dinitrotoluene	0.10 U		0.25	0.020	mg/kg		07/15/11 12:00	07/29/11 01:26	1
4-Nitrotoluene	0.10 U		0.25	0.080	mg/kg		07/15/11 12:00	07/29/11 01:26	1
HMX	0.10 U		0.25	0.030	mg/kg		07/15/11 12:00	07/29/11 01:26	1
Nitrobenzene	0.10 U		0.25	0.050	mg/kg		07/15/11 12:00	07/29/11 01:26	1
Nitroglycerin	0.25 U		0.50	0.13	mg/kg		07/15/11 12:00	07/29/11 01:26	1
PETN	0.25 U		0.50	0.16	mg/kg		07/15/11 12:00	07/29/11 01:26	1
RDX	0.10 U		0.25	0.040	mg/kg		07/15/11 12:00	07/29/11 01:26	1
Tetryl	0.10 U		0.25	0.050	mg/kg		07/15/11 12:00	07/29/11 01:26	1

Surrogate	*MB % Recovery*	*MB Qualifier*	*Limits*	*Prepared*	*Analyzed*	*Dil Fac*
3,4-Dinitrotoluene	*93*		*78 - 108*	*07/15/11 12:00*	*07/29/11 01:26*	*1*

Lab Sample ID: G1G150000123C — **Client Sample ID: Lab Control Sample**
Matrix: Solid — **Prep Type: Total**
Analysis Batch: 1196123 — **Prep Batch: 1196123_P**

Analyte	Spike Added	LCS Result	LCS Qualifier	Unit	D	% Rec	% Rec. Limits
1,3,5-Trinitrobenzene	1.00	1.06		mg/kg		106	75 - 125
1,3-Dinitrobenzene	1.00	1.06		mg/kg		106	80 - 125
2,4,6-Trinitrotoluene	1.00	1.00		mg/kg		100	55 - 140
2,4-Dinitrotoluene	1.00	1.03		mg/kg		103	80 - 125
2,6-Dinitrotoluene	1.00	1.03		mg/kg		103	80 - 120
2-Amino-4,6-dinitrotoluene	1.00	1.05		mg/kg		105	80 - 125
2-Nitrotoluene	1.00	0.892		mg/kg		89	80 - 125
3-Nitrotoluene	1.00	0.893		mg/kg		89	75 - 120
4-Amino-2,6-dinitrotoluene	1.00	1.03		mg/kg		103	80 - 125
4-Nitrotoluene	1.00	0.911		mg/kg		91	75 - 125
HMX	1.00	1.05		mg/kg		105	75 - 125
Nitrobenzene	1.00	0.932		mg/kg		93	75 - 125
Nitroglycerin	5.00	4.84		mg/kg		97	84 - 114
PETN	5.00	4.92		mg/kg		98	85 - 115
RDX	1.00	1.08		mg/kg		108	70 - 135
Tetryl	1.00	0.992		mg/kg		99	10 - 150

Surrogate	*LCS % Recovery*	*LCS Qualifier*	*Limits*
3,4-Dinitrotoluene	*94*		*78 - 108*

Lab Sample ID: 240-1728-14 MS — **Client Sample ID: LL2SS-516M-0001-SO**
Matrix: Solid — **Prep Type: Total**
Analysis Batch: 1196123 — **Prep Batch: 1196123_P**

Analyte	Sample Result	Sample Qualifier	Spike Added	MS Result	MS Qualifier	Unit	D	% Rec	% Rec. Limits
1,3,5-Trinitrobenzene	0.10 U		0.985	1.04		mg/kg		106	75 - 125
1,3-Dinitrobenzene	0.10 U		0.985	1.06		mg/kg		107	80 - 125
2,4,6-Trinitrotoluene	0.10 U		0.985	0.971		mg/kg		99	55 - 140
2,4-Dinitrotoluene	0.10 U		0.985	1.00		mg/kg		102	80 - 125
2,6-Dinitrotoluene	0.10 U		0.985	0.984		mg/kg		100	80 - 120

Method: 8330/8330A - Nitroaromatics & Nitramines: Explosives (8330/A) (Continued)

Lab Sample ID: 240-1728-14 MS — **Client Sample ID: LL2SS-516M-0001-SO**
Matrix: Solid — **Prep Type: Total**
Analysis Batch: 1196123 — **Prep Batch: 1196123_P**

Analyte	Sample Result	Sample Qualifier	Spike Added	MS Result	MS Qualifier	Unit	D	% Rec	% Rec. Limits
2-Amino-4,6-dinitrotoluene	0.10 U		0.985	1.01		mg/kg		103	80 - 125
2-Nitrotoluene	0.10 U		0.985	0.878		mg/kg		89	80 - 125
3-Nitrotoluene	0.10 U		0.985	0.871		mg/kg		88	75 - 120
4-Amino-2,6-dinitrotoluene	0.10 U		0.985	0.978		mg/kg		99	80 - 125
4-Nitrotoluene	0.10 U		0.985	0.927		mg/kg		94	75 - 125
HMX	0.10 U		0.985	1.02		mg/kg		104	75 - 125
Nitrobenzene	0.10 U		0.985	0.946		mg/kg		96	75 - 125
Nitroglycerin	0.25 U		4.93	4.77		mg/kg		97	84 - 114
PETN	0.25 U		4.93	4.84		mg/kg		98	85 - 115
RDX	0.10 U		0.985	1.05		mg/kg		106	70 - 135
Tetryl	0.10 U		0.985	0.985		mg/kg		100	10 - 150

Surrogate	*MS % Recovery*	*MS Qualifier*	*Limits*
3,4-Dinitrotoluene	*93*		*78 - 108*

Lab Sample ID: 240-1728-14 MSD — **Client Sample ID: LL2SS-516M-0001-SO**
Matrix: Solid — **Prep Type: Total**
Analysis Batch: 1196123 — **Prep Batch: 1196123_P**

Analyte	Sample Result	Sample Qualifier	Spike Added	MSD Result	MSD Qualifier	Unit	D	% Rec	% Rec. Limits	RPD	RPD Limit
1,3,5-Trinitrobenzene	0.10 U		1.02	1.06		mg/kg		105	75 - 125	1.9	30
1,3-Dinitrobenzene	0.10 U		1.02	1.09		mg/kg		107	80 - 125	2.8	30
2,4,6-Trinitrotoluene	0.10 U		1.02	0.996		mg/kg		98	55 - 140	2.5	30
2,4-Dinitrotoluene	0.10 U		1.02	1.03		mg/kg		101	80 - 125	2.6	30
2,6-Dinitrotoluene	0.10 U		1.02	1.00		mg/kg		99	80 - 120	1.8	30
2-Amino-4,6-dinitrotoluene	0.10 U		1.02	1.04		mg/kg		103	80 - 125	3.2	30
2-Nitrotoluene	0.10 U		1.02	0.884		mg/kg		87	80 - 125	0.72	30
3-Nitrotoluene	0.10 U		1.02	0.885		mg/kg		87	75 - 120	1.5	30
4-Amino-2,6-dinitrotoluene	0.10 U		1.02	1.01		mg/kg		99	80 - 125	3.2	30
4-Nitrotoluene	0.10 U		1.02	0.930		mg/kg		92	75 - 125	0.30	30
HMX	0.10 U		1.02	1.06		mg/kg		104	75 - 125	3.5	30
Nitrobenzene	0.10 U		1.02	0.962		mg/kg		95	75 - 125	1.6	30
Nitroglycerin	0.25 U		5.08	4.96		mg/kg		98	84 - 114	3.8	30
PETN	0.25 U		5.08	5.06		mg/kg		100	85 - 115	4.3	30
RDX	0.10 U		1.02	1.07		mg/kg		106	70 - 135	2.5	30
Tetryl	0.10 U		1.02	1.01		mg/kg		99	10 - 150	2.1	30

Surrogate	*MSD % Recovery*	*MSD Qualifier*	*Limits*
3,4-Dinitrotoluene	*93*		*78 - 108*

Method: 6020/DOD - Metals (ICP/MS)

Lab Sample ID: MB 240-14048/1-A — **Client Sample ID: Method Blank**
Matrix: Solid — **Prep Type: Total/NA**
Analysis Batch: 14738 — **Prep Batch: 14048**

Analyte	MB Result	MB Qualifier	LOQ	DL	Unit	D	Prepared	Analyzed	Dil Fac
Aluminum	2.58	J	10	2.5	mg/Kg		09/01/11 09:48	09/08/11 10:41	1
Calcium	100	U	200	40	mg/Kg		09/01/11 09:48	09/08/11 10:41	1

Method: 6020/DOD - Metals (ICP/MS) (Continued)

Lab Sample ID: MB 240-14048/1-A — **Client Sample ID: Method Blank**
Matrix: Solid — **Prep Type: Total/NA**
Analysis Batch: 14738 — **Prep Batch: 14048**

Analyte	MB Result	MB Qualifier	LOQ	DL	Unit	D	Prepared	Analyzed	Dil Fac
Iron	30	U	50	11	mg/Kg		09/01/11 09:48	09/08/11 10:41	1
Magnesium	25	U	100	8.9	mg/Kg		09/01/11 09:48	09/08/11 10:41	1
Potassium	10	U	100	3.8	mg/Kg		09/01/11 09:48	09/08/11 10:41	1
Sodium	40	U	100	14	mg/Kg		09/01/11 09:48	09/08/11 10:41	1

Lab Sample ID: LCS 240-14048/2-A ^10 — **Client Sample ID: Lab Control Sample**
Matrix: Solid — **Prep Type: Total/NA**
Analysis Batch: 14738 — **Prep Batch: 14048**

Analyte	Spike Added	LCS Result	LCS Qualifier	Unit	D	% Rec	% Rec. Limits
Aluminum	1000	951	D	mg/Kg		95	80 - 120
Calcium	1000	953	J D	mg/Kg		95	80 - 120
Iron	1000	1070	D	mg/Kg		107	80 - 120
Magnesium	1000	974	J D	mg/Kg		97	80 - 120
Potassium	1000	958	J D	mg/Kg		96	80 - 120
Sodium	1000	1060	D	mg/Kg		106	80 - 120

Lab Sample ID: 240-1728-14 MS — **Client Sample ID: LL2SS-516M-0001-SO**
Matrix: Solid — **Prep Type: Total/NA**
Analysis Batch: 14738 — **Prep Batch: 14048**

Analyte	Sample Result	Sample Qualifier	Spike Added	MS Result	MS Qualifier	Unit	D	% Rec	% Rec. Limits
Aluminum	8100	J	961	10300	4	mg/Kg	☼	232	70 - 130
Calcium	17000	J	961	18600	4	mg/Kg	☼	207	70 - 130
Iron	20000	J	961	23100	4	mg/Kg	☼	278	70 - 130
Magnesium	4100		961	5240	4	mg/Kg	☼	114	70 - 130
Potassium	1100		961	2040		mg/Kg	☼	94	70 - 130
Sodium	160		961	1150		mg/Kg	☼	103	70 - 130

Lab Sample ID: 240-1728-14 MSD — **Client Sample ID: LL2SS-516M-0001-SO**
Matrix: Solid — **Prep Type: Total/NA**
Analysis Batch: 14738 — **Prep Batch: 14048**

Analyte	Sample Result	Sample Qualifier	Spike Added	MSD Result	MSD Qualifier	Unit	D	% Rec	% Rec. Limits	RPD	RPD Limit
Aluminum	8100	J	961	10700	4	mg/Kg	☼	264	70 - 130	3	20
Calcium	17000	J	961	17700	4	mg/Kg	☼	111	70 - 130	5	20
Iron	20000	J	961	22400	4	mg/Kg	☼	212	70 - 130	3	20
Magnesium	4100		961	5100	4	mg/Kg	☼	99	70 - 130	3	20
Potassium	1100		961	2150		mg/Kg	☼	105	70 - 130	5	20
Sodium	160		961	1100		mg/Kg	☼	98	70 - 130	4	20

Lab Sample ID: MB 240-8611/1-A — **Client Sample ID: Method Blank**
Matrix: Solid — **Prep Type: Total/NA**
Analysis Batch: 13778 — **Prep Batch: 8611**

Analyte	MB Result	MB Qualifier	LOQ	DL	Unit	D	Prepared	Analyzed	Dil Fac
Antimony	0.15	U	0.20	0.062	mg/Kg		07/15/11 12:40	08/25/11 22:08	1
Arsenic	0.15	U	0.50	0.052	mg/Kg		07/15/11 12:40	08/25/11 22:08	1
Barium	0.30	U	0.50	0.13	mg/Kg		07/15/11 12:40	08/25/11 22:08	1
Calcium	100	U	200	40	mg/Kg		07/15/11 12:40	08/25/11 22:08	1
Chromium	0.45	U	0.50	0.16	mg/Kg		07/15/11 12:40	08/25/11 22:08	1

Method: 6020/DOD - Metals (ICP/MS) (Continued)

Lab Sample ID: MB 240-8611/1-A
Matrix: Solid
Analysis Batch: 13778

Client Sample ID: Method Blank
Prep Type: Total/NA
Prep Batch: 8611

Analyte	MB Result	MB Qualifier	LOQ	DL	Unit	D	Prepared	Analyzed	Dil Fac
Copper	0.30	U	0.40	0.11	mg/Kg		07/15/11 12:40	08/25/11 22:08	1
Iron	30	U	50	11	mg/Kg		07/15/11 12:40	08/25/11 22:08	1
Lead	0.20	U	0.30	0.071	mg/Kg		07/15/11 12:40	08/25/11 22:08	1
Magnesium	25	U	100	8.9	mg/Kg		07/15/11 12:40	08/25/11 22:08	1
Manganese	0.40	U	0.50	0.16	mg/Kg		07/15/11 12:40	08/25/11 22:08	1
Nickel	0.103	J	0.50	0.086	mg/Kg		07/15/11 12:40	08/25/11 22:08	1
Potassium	10	U	100	3.8	mg/Kg		07/15/11 12:40	08/25/11 22:08	1
Selenium	0.060	U	0.50	0.021	mg/Kg		07/15/11 12:40	08/25/11 22:08	1
Sodium	40	U	100	14	mg/Kg		07/15/11 12:40	08/25/11 22:08	1
Thallium	0.15	U	0.20	0.056	mg/Kg		07/15/11 12:40	08/25/11 22:08	1
Vanadium	0.10	U	0.50	0.043	mg/Kg		07/15/11 12:40	08/25/11 22:08	1

Lab Sample ID: MB 240-8611/1-A
Matrix: Solid
Analysis Batch: 13699

Client Sample ID: Method Blank
Prep Type: Total/NA
Prep Batch: 8611

Analyte	MB Result	MB Qualifier	LOQ	DL	Unit	D	Prepared	Analyzed	Dil Fac
Aluminum	4.0	U	10	2.5	mg/Kg		07/15/11 12:40	08/29/11 13:37	1
Beryllium	0.010	U	0.10	0.0035	mg/Kg		07/15/11 12:40	08/29/11 13:37	1
Cadmium	0.010	U	0.20	0.0031	mg/Kg		07/15/11 12:40	08/29/11 13:37	1
Cobalt	0.015	U	0.10	0.0045	mg/Kg		07/15/11 12:40	08/29/11 13:37	1
Silver	0.050	U	0.10	0.016	mg/Kg		07/15/11 12:40	08/29/11 13:37	1
Zinc	2.0	U	4.0	1.0	mg/Kg		07/15/11 12:40	08/29/11 13:37	1

Lab Sample ID: LCS 240-8611/2-A
Matrix: Solid
Analysis Batch: 13778

Client Sample ID: Lab Control Sample
Prep Type: Total/NA
Prep Batch: 8611

Analyte	Spike Added	LCS Result	LCS Qualifier	Unit	D	% Rec	% Rec. Limits
Antimony	10.0	10.1	D	mg/Kg		101	68 - 113
Arsenic	100	99.8	D	mg/Kg		100	73 - 110
Barium	100	96.2	D	mg/Kg		96	70 - 110
Calcium	1000	1010	J D	mg/Kg		101	80 - 120
Chromium	100	102	D	mg/Kg		102	70 - 110
Copper	100	108	D	mg/Kg		108	73 - 110
Iron	1000	1060	D	mg/Kg		106	80 - 120
Lead	100	92.1	D	mg/Kg		92	75 - 110
Magnesium	1000	1080	D	mg/Kg		108	80 - 120
Manganese	100	106	D	mg/Kg		106	80 - 120
Nickel	100	108	D	mg/Kg		108	75 - 110
Potassium	1000	1020	D	mg/Kg		102	80 - 120
Selenium	100	98.3	D	mg/Kg		98	65 - 110
Sodium	1000	1070	D	mg/Kg		107	80 - 120
Thallium	100	90.6	D	mg/Kg		91	71 - 110
Vanadium	100	98.9	D	mg/Kg		99	72 - 110

Method: 6020/DOD - Metals (ICP/MS) (Continued)

Lab Sample ID: LCS 240-8611/2-A ^10 — **Client Sample ID: Lab Control Sample**
Matrix: Solid — **Prep Type: Total/NA**
Analysis Batch: 13699 — **Prep Batch: 8611**

Analyte	Spike Added	LCS Result	LCS Qualifier	Unit	D	% Rec	% Rec. Limits
Aluminum	1000	1040	D	mg/Kg		104	80 - 120
Beryllium	100	99.6	D	mg/Kg		100	79 - 110
Cadmium	100	106	D	mg/Kg		106	74 - 110
Cobalt	100	99.7	D	mg/Kg		100	74 - 110
Silver	10.0	10.8	D	mg/Kg		108	60 - 114
Zinc	100	111	D	mg/Kg		111	72 - 113

Lab Sample ID: 240-1728-14 MS — **Client Sample ID: LL2SS-516M-0001-SO**
Matrix: Solid — **Prep Type: Total/NA**
Analysis Batch: 13778 — **Prep Batch: 8611**

Analyte	Sample Result	Sample Qualifier	Spike Added	MS Result	MS Qualifier	Unit	D	% Rec	% Rec. Limits
Antimony	0.15	J	9.70	2.63	J	mg/Kg	☼	26	75 - 125
Arsenic	10		9.70	16.7		mg/Kg	☼	64	23 - 131
Barium	79	J	9.70	79.6	4	mg/Kg	☼	7	10 - 199
Chromium	27		9.70	28.5		mg/Kg	☼	17	10 - 199
Copper	19		9.70	25.0		mg/Kg	☼	67	10 - 199
Lead	35		9.70	41.4		mg/Kg	☼	63	10 - 199
Nickel	26		9.70	29.8		mg/Kg	☼	34	10 - 176
Selenium	1.2		9.70	7.15		mg/Kg	☼	62	39 - 116
Thallium	0.17	J	9.70	7.82	J	mg/Kg	☼	79	82 - 110
Vanadium	15		9.70	22.9		mg/Kg	☼	83	39 - 129

Lab Sample ID: 240-1728-14 MS — **Client Sample ID: LL2SS-516M-0001-SO**
Matrix: Solid — **Prep Type: Total/NA**
Analysis Batch: 13699 — **Prep Batch: 8611**

Analyte	Sample Result	Sample Qualifier	Spike Added	MS Result	MS Qualifier	Unit	D	% Rec	% Rec. Limits
Beryllium	0.86	D	9.70	8.91	D	mg/Kg	☼	83	58 - 112
Cadmium	0.27	J D	9.70	8.74	D	mg/Kg	☼	87	58 - 110
Cobalt	8.3	D	9.70	15.1	D	mg/Kg	☼	71	55 - 110
Manganese	670	D J	9.70	605	D 4	mg/Kg	☼	-683	10 - 199
Silver	0.24	U	9.70	8.51	D	mg/Kg	☼	88	75 - 125
Zinc	88	D J	9.70	71.9	D 4	mg/Kg	☼	-167	10 - 199

Lab Sample ID: 240-1728-14 MSD — **Client Sample ID: LL2SS-516M-0001-SO**
Matrix: Solid — **Prep Type: Total/NA**
Analysis Batch: 13778 — **Prep Batch: 8611**

Analyte	Sample Result	Sample Qualifier	Spike Added	MSD Result	MSD Qualifier	Unit	D	% Rec	% Rec. Limits	RPD	RPD Limit
Antimony	0.15	J	9.70	2.73	J	mg/Kg	☼	27	75 - 125	4	20
Arsenic	10		9.70	19.3		mg/Kg	☼	91	23 - 131	14	20
Barium	79	J	9.70	86.7	4	mg/Kg	☼	80	10 - 199	9	20
Chromium	27		9.70	33.5		mg/Kg	☼	69	10 - 199	16	20
Copper	19		9.70	26.8		mg/Kg	☼	85	10 - 199	7	20
Lead	35		9.70	45.4		mg/Kg	☼	103	10 - 199	9	20
Nickel	26		9.70	33.5		mg/Kg	☼	73	10 - 176	12	20
Selenium	1.2		9.70	7.95		mg/Kg	☼	70	39 - 116	11	20
Thallium	0.17	J	9.70	8.49		mg/Kg	☼	86	82 - 110	8	20
Vanadium	15		9.70	24.6		mg/Kg	☼	100	39 - 129	7	20

Method: 6020/DOD - Metals (ICP/MS) (Continued)

Lab Sample ID: 240-1728-14 MSD — **Client Sample ID: LL2SS-516M-0001-SO**
Matrix: Solid — **Prep Type: Total/NA**
Analysis Batch: 13699 — **Prep Batch: 8611**

Analyte	Sample Result	Sample Qualifier	Spike Added	MSD Result	MSD Qualifier	Unit	D	% Rec	% Rec. Limits	RPD	RPD Limit
Beryllium	0.86	D	9.70	9.72	D	mg/Kg	☼	91	58 - 112	9	20
Cadmium	0.27	J D	9.70	9.69	D	mg/Kg	☼	97	58 - 110	10	20
Cobalt	8.3	D	9.70	16.7	D	mg/Kg	☼	87	55 - 110	10	20
Manganese	670	D J	9.70	635	D 4	mg/Kg	☼	-373	10 - 199	5	20
Silver	0.24	U	9.70	9.41	D	mg/Kg	☼	97	75 - 125	10	20
Zinc	88	D J	9.70	76.6	D 4	mg/Kg	☼	-118	10 - 199	6	20

Lab Sample ID: MB 240-8922/1-A — **Client Sample ID: Method Blank**
Matrix: Solid — **Prep Type: Total/NA**
Analysis Batch: 13699 — **Prep Batch: 8922**

Analyte	MB Result	MB Qualifier	LOQ	DL	Unit	D	Prepared	Analyzed	Dil Fac
Aluminum	4.0	U	10	2.5	mg/Kg		07/19/11 10:57	08/29/11 17:04	1
Antimony	0.15	U	0.20	0.062	mg/Kg		07/19/11 10:57	08/29/11 17:04	1
Arsenic	0.15	U	0.50	0.052	mg/Kg		07/19/11 10:57	08/29/11 17:04	1
Barium	0.437	J	0.50	0.13	mg/Kg		07/19/11 10:57	08/29/11 17:04	1
Beryllium	0.010	U	0.10	0.0035	mg/Kg		07/19/11 10:57	08/29/11 17:04	1
Cadmium	0.010	U	0.20	0.0031	mg/Kg		07/19/11 10:57	08/29/11 17:04	1
Calcium	100	U	200	40	mg/Kg		07/19/11 10:57	08/29/11 17:04	1
Chromium	0.45	U	0.50	0.16	mg/Kg		07/19/11 10:57	08/29/11 17:04	1
Cobalt	0.015	U	0.10	0.0045	mg/Kg		07/19/11 10:57	08/29/11 17:04	1
Copper	0.30	U	0.40	0.11	mg/Kg		07/19/11 10:57	08/29/11 17:04	1
Iron	30	U	50	11	mg/Kg		07/19/11 10:57	08/29/11 17:04	1
Lead	0.20	U	0.30	0.071	mg/Kg		07/19/11 10:57	08/29/11 17:04	1
Magnesium	25	U	100	8.9	mg/Kg		07/19/11 10:57	08/29/11 17:04	1
Manganese	0.40	U	0.50	0.16	mg/Kg		07/19/11 10:57	08/29/11 17:04	1
Nickel	0.25	U	0.50	0.086	mg/Kg		07/19/11 10:57	08/29/11 17:04	1
Potassium	10	U	100	3.8	mg/Kg		07/19/11 10:57	08/29/11 17:04	1
Selenium	0.060	U	0.50	0.021	mg/Kg		07/19/11 10:57	08/29/11 17:04	1
Silver	0.050	U	0.10	0.016	mg/Kg		07/19/11 10:57	08/29/11 17:04	1
Sodium	40	U	100	14	mg/Kg		07/19/11 10:57	08/29/11 17:04	1
Thallium	0.15	U	0.20	0.056	mg/Kg		07/19/11 10:57	08/29/11 17:04	1
Vanadium	0.10	U	0.50	0.043	mg/Kg		07/19/11 10:57	08/29/11 17:04	1
Zinc	2.30	J	4.0	1.0	mg/Kg		07/19/11 10:57	08/29/11 17:04	1

Lab Sample ID: LCS 240-8922/2-A ^10 — **Client Sample ID: Lab Control Sample**
Matrix: Solid — **Prep Type: Total/NA**
Analysis Batch: 13699 — **Prep Batch: 8922**

Analyte	Spike Added	LCS Result	LCS Qualifier	Unit	D	% Rec	% Rec. Limits
Aluminum	1000	1030	D	mg/Kg		103	80 - 120
Antimony	10.0	10.7	D	mg/Kg		107	68 - 113
Arsenic	100	101	D	mg/Kg		101	73 - 110
Barium	100	98.8	D	mg/Kg		99	70 - 110
Beryllium	100	99.6	D	mg/Kg		100	79 - 110
Cadmium	100	106	D	mg/Kg		106	74 - 110
Calcium	1000	960	J D	mg/Kg		96	80 - 120
Chromium	100	96.8	D	mg/Kg		97	70 - 110
Cobalt	100	99.9	D	mg/Kg		100	74 - 110
Copper	100	103	D	mg/Kg		103	73 - 110

Method: 6020/DOD - Metals (ICP/MS) (Continued)

Lab Sample ID: LCS 240-8922/2-A ^10 — **Client Sample ID: Lab Control Sample**
Matrix: Solid — **Prep Type: Total/NA**
Analysis Batch: 13699 — **Prep Batch: 8922**

Analyte	Spike Added	LCS Result	LCS Qualifier	Unit	D	% Rec	% Rec. Limits
Iron	1000	1110	D	mg/Kg		111	80 - 120
Lead	100	97.8	D	mg/Kg		98	75 - 110
Magnesium	1000	1040	D	mg/Kg		104	80 - 120
Manganese	100	105	D	mg/Kg		105	80 - 120
Nickel	100	103	D	mg/Kg		103	75 - 110
Potassium	1000	982	J D	mg/Kg		98	80 - 120
Selenium	100	102	D	mg/Kg		102	65 - 110
Silver	10.0	10.9	D	mg/Kg		109	60 - 114
Sodium	1000	1110	D	mg/Kg		111	80 - 120
Thallium	100	96.1	D	mg/Kg		96	71 - 110
Vanadium	100	95.2	D	mg/Kg		95	72 - 110
Zinc	100	112	D	mg/Kg		112	72 - 113

Lab Sample ID: 240-1728-30 MS — **Client Sample ID: LL1SB-645M-0101-SO**
Matrix: Solid — **Prep Type: Total/NA**
Analysis Batch: 13699 — **Prep Batch: 8922**

Analyte	Sample Result	Sample Qualifier	Spike Added	MS Result	MS Qualifier	Unit	D	% Rec	% Rec. Limits
Aluminum	4300		1010	5430	4	mg/Kg	☼	114	70 - 130
Antimony	0.084	J	10.1	4.76	J	mg/Kg	☼	46	75 - 125
Arsenic	5.8		10.1	12.9		mg/Kg	☼	70	23 - 131
Barium	39	B	10.1	47.8		mg/Kg	☼	88	10 - 199
Beryllium	0.35		10.1	8.86		mg/Kg	☼	84	58 - 112
Cadmium	3.8		10.1	10.5		mg/Kg	☼	66	58 - 110
Calcium	9000	J	1010	10800	4	mg/Kg	☼	179	70 - 130
Chromium	29	J	10.1	30.5		mg/Kg	☼	11	10 - 199
Cobalt	5.4		10.1	13.9		mg/Kg	☼	85	55 - 110
Copper	22		10.1	24.8		mg/Kg	☼	31	10 - 199
Iron	19000	J	1010	17200	4	mg/Kg	☼	-137	70 - 130
Magnesium	1700		1010	2860		mg/Kg	☼	115	70 - 130
Nickel	20		10.1	24.7		mg/Kg	☼	47	10 - 176
Potassium	590		1010	1510		mg/Kg	☼	91	70 - 130
Selenium	0.44	J	10.1	7.33		mg/Kg	☼	68	39 - 116
Silver	0.018	J	10.1	9.74		mg/Kg	☼	96	75 - 125
Sodium	60	J	1010	1160		mg/Kg	☼	109	70 - 130
Thallium	0.12	J	10.1	10.4		mg/Kg	☼	102	82 - 110
Vanadium	8.1		10.1	17.7		mg/Kg	☼	95	39 - 129
Zinc	100	B J	10.1	85.6	4	mg/Kg	☼	-140	10 - 199

Lab Sample ID: 240-1728-30 MSD — **Client Sample ID: LL1SB-645M-0101-SO**
Matrix: Solid — **Prep Type: Total/NA**
Analysis Batch: 13699 — **Prep Batch: 8922**

Analyte	Sample Result	Sample Qualifier	Spike Added	MSD Result	MSD Qualifier	Unit	D	% Rec	% Rec. Limits	RPD	RPD Limit
Aluminum	4300		1010	5120	4	mg/Kg	☼	84	70 - 130	6	20
Antimony	0.084	J	10.1	4.56	J	mg/Kg	☼	44	75 - 125	4	20
Arsenic	5.8		10.1	14.0		mg/Kg	☼	82	23 - 131	8	20
Barium	39	B	10.1	45.4		mg/Kg	☼	64	10 - 199	5	20
Beryllium	0.35		10.1	8.51		mg/Kg	☼	81	58 - 112	4	20
Cadmium	3.8		10.1	10.2		mg/Kg	☼	63	58 - 110	3	20

Method: 6020/DOD - Metals (ICP/MS) (Continued)

Lab Sample ID: 240-1728-30 MSD — **Client Sample ID: LL1SB-645M-0101-SO**
Matrix: Solid — **Prep Type: Total/NA**
Analysis Batch: 13699 — **Prep Batch: 8922**

Analyte	Sample Result	Sample Qualifier	Spike Added	MSD Result	MSD Qualifier	Unit	D	% Rec	% Rec. Limits	RPD	RPD Limit
Calcium	9000	J	1010	9110	4	mg/Kg	☼	7	70 - 130	17	20
Chromium	29	J	10.1	29.9	J	mg/Kg	☼	4	10 - 199	2	20
Cobalt	5.4		10.1	14.3		mg/Kg	☼	88	55 - 110	3	20
Copper	22		10.1	22.9		mg/Kg	☼	13	10 - 199	8	20
Iron	19000	J	1010	18300	4	mg/Kg	☼	-25	70 - 130	6	20
Magnesium	1700		1010	2660		mg/Kg	☼	95	70 - 130	7	20
Nickel	20		10.1	25.4		mg/Kg	☼	55	10 - 176	3	20
Potassium	590		1010	1420		mg/Kg	☼	82	70 - 130	6	20
Selenium	0.44	J	10.1	7.13		mg/Kg	☼	66	39 - 116	3	20
Silver	0.018	J	10.1	9.22		mg/Kg	☼	91	75 - 125	5	20
Sodium	60	J	1010	1100		mg/Kg	☼	103	70 - 130	6	20
Thallium	0.12	J	10.1	7.79	J	mg/Kg	☼	76	82 - 110	29	20
Vanadium	8.1		10.1	17.1		mg/Kg	☼	89	39 - 129	4	20
Zinc	100	B J	10.1	83.7	4	mg/Kg	☼	-159	10 - 199	2	20

Lab Sample ID: MB 240-10075/1-A — **Client Sample ID: Method Blank**
Matrix: Water — **Prep Type: Total Recoverable**
Analysis Batch: 13699 — **Prep Batch: 10075**

Analyte	MB Result	MB Qualifier	LOQ	DL	Unit	D	Prepared	Analyzed	Dil Fac
Aluminum	60	U	60	20	ug/L		07/28/11 11:13	08/29/11 11:33	1
Antimony	0.50	U	2.0	0.21	ug/L		07/28/11 11:13	08/29/11 11:33	1
Arsenic	1.0	U	5.0	0.44	ug/L		07/28/11 11:13	08/29/11 11:33	1
Barium	4.0	U	5.0	1.6	ug/L		07/28/11 11:13	08/29/11 11:33	1
Beryllium	0.10	U	1.0	0.033	ug/L		07/28/11 11:13	08/29/11 11:33	1
Cadmium	0.070	U	2.0	0.023	ug/L		07/28/11 11:13	08/29/11 11:33	1
Calcium	1000	U	2000	540	ug/L		07/28/11 11:13	08/29/11 11:33	1
Chromium	1.5	U	2.0	0.53	ug/L		07/28/11 11:13	08/29/11 11:33	1
Cobalt	0.090	U	1.0	0.030	ug/L		07/28/11 11:13	08/29/11 11:33	1
Copper	4.0	U	4.0	1.4	ug/L		07/28/11 11:13	08/29/11 11:33	1
Iron	100	U	150	44	ug/L		07/28/11 11:13	08/29/11 11:33	1
Lead	0.50	U	1.0	0.20	ug/L		07/28/11 11:13	08/29/11 11:33	1
Magnesium	300	U	1000	120	ug/L		07/28/11 11:13	08/29/11 11:33	1
Manganese	3.0	U	5.0	1.1	ug/L		07/28/11 11:13	08/29/11 11:33	1
Nickel	1.5	U	5.0	0.62	ug/L		07/28/11 11:13	08/29/11 11:33	1
Potassium	50	U	1000	16	ug/L		07/28/11 11:13	08/29/11 11:33	1
Selenium	0.50	U	5.0	0.20	ug/L		07/28/11 11:13	08/29/11 11:33	1
Silver	0.25	U	1.0	0.080	ug/L		07/28/11 11:13	08/29/11 11:33	1
Sodium	400	U	1000	160	ug/L		07/28/11 11:13	08/29/11 11:33	1
Thallium	1.0	U	2.0	0.32	ug/L		07/28/11 11:13	08/29/11 11:33	1
Vanadium	1.5	U	5.0	0.51	ug/L		07/28/11 11:13	08/29/11 11:33	1
Zinc	46.4		40	8.8	ug/L		07/28/11 11:13	08/29/11 11:33	1

Lab Sample ID: LCS 240-10075/2-A ^10 — **Client Sample ID: Lab Control Sample**
Matrix: Water — **Prep Type: Total Recoverable**
Analysis Batch: 13699 — **Prep Batch: 10075**

Analyte	Spike Added	LCS Result	LCS Qualifier	Unit	D	% Rec	% Rec. Limits
Aluminum	10000	10300	D	ug/L		103	80 - 120
Antimony	100	107	D	ug/L		107	80 - 120

Method: 6020/DOD - Metals (ICP/MS) (Continued)

Lab Sample ID: LCS 240-10075/2-A ^10 — **Client Sample ID: Lab Control Sample**
Matrix: Water — **Prep Type: Total Recoverable**
Analysis Batch: 13699 — **Prep Batch: 10075**

Analyte	Spike Added	LCS Result	LCS Qualifier	Unit	D	% Rec	% Rec. Limits
Arsenic	1000	1050	D	ug/L		105	80 - 120
Barium	1000	964	D	ug/L		96	80 - 120
Beryllium	1000	1030	D	ug/L		103	80 - 120
Cadmium	1000	1060	D	ug/L		106	80 - 120
Calcium	10000	10000	J D	ug/L		100	80 - 120
Chromium	1000	982	D	ug/L		98	80 - 120
Cobalt	1000	1020	D	ug/L		102	80 - 120
Copper	1000	1070	D	ug/L		107	80 - 120
Iron	10000	11200	D	ug/L		112	80 - 120
Lead	1000	952	D	ug/L		95	80 - 120
Magnesium	10000	10400	D	ug/L		104	80 - 120
Manganese	1000	1080	D	ug/L		108	80 - 120
Nickel	1000	1060	D	ug/L		106	80 - 120
Potassium	10000	10100	D	ug/L		101	80 - 120
Selenium	1000	1050	D	ug/L		105	80 - 120
Silver	100	109	D	ug/L		109	80 - 120
Sodium	10000	11100	D	ug/L		111	80 - 120
Thallium	1000	966	D	ug/L		97	80 - 120
Vanadium	1000	982	D	ug/L		98	80 - 120
Zinc	1000	1180	D	ug/L		118	80 - 120

Method: 7470A/DOD - Mercury (CVAA)

Lab Sample ID: MB 240-9905/1-A — **Client Sample ID: Method Blank**
Matrix: Water — **Prep Type: Total/NA**
Analysis Batch: 10288 — **Prep Batch: 9905**

Analyte	MB Result	MB Qualifier	LOQ	DL	Unit	D	Prepared	Analyzed	Dil Fac
Hg	0.20	U	0.20	0.12	ug/L		07/27/11 14:30	07/29/11 10:52	1

Lab Sample ID: LCS 240-9905/2-A — **Client Sample ID: Lab Control Sample**
Matrix: Water — **Prep Type: Total/NA**
Analysis Batch: 10288 — **Prep Batch: 9905**

Analyte	Spike Added	LCS Result	LCS Qualifier	Unit	D	% Rec	% Rec. Limits
Hg	5.00	4.91		ug/L		98	80 - 120

Lab Sample ID: 240-1728-48 MS — **Client Sample ID: EQUIP RINSATE 2-1-11**
Matrix: Water — **Prep Type: Total/NA**
Analysis Batch: 10288 — **Prep Batch: 9905**

Analyte	Sample Result	Sample Qualifier	Spike Added	MS Result	MS Qualifier	Unit	D	% Rec	% Rec. Limits
Hg	0.20	U	1.00	0.959		ug/L		96	80 - 120

Lab Sample ID: 240-1728-48 MSD — **Client Sample ID: EQUIP RINSATE 2-1-11**
Matrix: Water — **Prep Type: Total/NA**
Analysis Batch: 10288 — **Prep Batch: 9905**

Analyte	Sample Result	Sample Qualifier	Spike Added	MSD Result	MSD Qualifier	Unit	D	% Rec	% Rec. Limits	RPD	RPD Limit
Hg	0.20	U	1.00	0.943		ug/L		94	80 - 120	2	20

Method: 7471/DOD - Mercury (CVAA)

Lab Sample ID: MB 240-8619/1-A — **Client Sample ID: Method Blank**
Matrix: Solid — **Prep Type: Total/NA**
Analysis Batch: 8899 — **Prep Batch: 8619**

Analyte	MB Result	MB Qualifier	LOQ	DL	Unit	D	Prepared	Analyzed	Dil Fac
Mercury	0.033	U	0.10	0.014	mg/Kg		07/15/11 15:30	07/18/11 16:40	1

Lab Sample ID: LCS 240-8619/2-A — **Client Sample ID: Lab Control Sample**
Matrix: Solid — **Prep Type: Total/NA**
Analysis Batch: 8899 — **Prep Batch: 8619**

Analyte	Spike Added	LCS Result	LCS Qualifier	Unit	D	% Rec	% Rec. Limits
Mercury	0.833	0.840		mg/Kg		101	80 - 120

Lab Sample ID: 240-1728-14 MS — **Client Sample ID: LL2SS-516M-0001-SO**
Matrix: Solid — **Prep Type: Total/NA**
Analysis Batch: 8899 — **Prep Batch: 8619**

Analyte	Sample Result	Sample Qualifier	Spike Added	MS Result	MS Qualifier	Unit	D	% Rec	% Rec. Limits
Mercury	0.023	J	0.170	0.200		mg/Kg	☼	104	80 - 120

Lab Sample ID: 240-1728-14 MSD — **Client Sample ID: LL2SS-516M-0001-SO**
Matrix: Solid — **Prep Type: Total/NA**
Analysis Batch: 8899 — **Prep Batch: 8619**

Analyte	Sample Result	Sample Qualifier	Spike Added	MSD Result	MSD Qualifier	Unit	D	% Rec	% Rec. Limits	RPD	RPD Limit
Mercury	0.023	J	0.170	0.194		mg/Kg	☼	101	80 - 120	3	20

Lab Sample ID: MB 240-8929/1-A — **Client Sample ID: Method Blank**
Matrix: Solid — **Prep Type: Total/NA**
Analysis Batch: 9552 — **Prep Batch: 8929**

Analyte	MB Result	MB Qualifier	LOQ	DL	Unit	D	Prepared	Analyzed	Dil Fac
Mercury	0.033	U	0.10	0.014	mg/Kg		07/19/11 14:45	07/22/11 18:18	1

Lab Sample ID: LCS 240-8929/2-A — **Client Sample ID: Lab Control Sample**
Matrix: Solid — **Prep Type: Total/NA**
Analysis Batch: 9552 — **Prep Batch: 8929**

Analyte	Spike Added	LCS Result	LCS Qualifier	Unit	D	% Rec	% Rec. Limits
Mercury	0.833	0.956		mg/Kg		115	80 - 120

Lab Sample ID: 240-1728-30 MS — **Client Sample ID: LL1SB-645M-0101-SO**
Matrix: Solid — **Prep Type: Total/NA**
Analysis Batch: 9552 — **Prep Batch: 8929**

Analyte	Sample Result	Sample Qualifier	Spike Added	MS Result	MS Qualifier	Unit	D	% Rec	% Rec. Limits
Mercury	0.021	J	0.158	0.200		mg/Kg	☼	114	80 - 120

Lab Sample ID: 240-1728-30 MSD — **Client Sample ID: LL1SB-645M-0101-SO**
Matrix: Solid — **Prep Type: Total/NA**
Analysis Batch: 9552 — **Prep Batch: 8929**

Analyte	Sample Result	Sample Qualifier	Spike Added	MSD Result	MSD Qualifier	Unit	D	% Rec	% Rec. Limits	RPD	RPD Limit
Mercury	0.021	J	0.158	0.206		mg/Kg	☼	118	80 - 120	3	20

Method: 7196A - Chromium, Hexavalent

Lab Sample ID: MB 240-7391/3 — **Client Sample ID: Method Blank**
Matrix: Water — **Prep Type: Total/NA**
Analysis Batch: 7391

Analyte	MB Result	MB Qualifier	LOQ	DL	Unit	D	Prepared	Analyzed	Dil Fac
Hexavalent chromium	0.0040	U	0.020	0.0020	mg/L			07/06/11 17:03	1

Lab Sample ID: LCS 240-7391/4 — **Client Sample ID: Lab Control Sample**
Matrix: Water — **Prep Type: Total/NA**
Analysis Batch: 7391

Analyte	Spike Added	LCS Result	LCS Qualifier	Unit	D	% Rec	% Rec. Limits
Hexavalent chromium	0.250	0.271		mg/L		108	80 - 118

Lab Sample ID: 240-1728-48 MS — **Client Sample ID: EQUIP RINSATE 2-1-11**
Matrix: Water — **Prep Type: Total/NA**
Analysis Batch: 7391

Analyte	Sample Result	Sample Qualifier	Spike Added	MS Result	MS Qualifier	Unit	D	% Rec	% Rec. Limits
Hexavalent chromium	0.0040	U	0.250	0.274		mg/L		110	41 - 136

Lab Sample ID: 240-1728-48 MSD — **Client Sample ID: EQUIP RINSATE 2-1-11**
Matrix: Water — **Prep Type: Total/NA**
Analysis Batch: 7391

Analyte	Sample Result	Sample Qualifier	Spike Added	MSD Result	MSD Qualifier	Unit	D	% Rec	% Rec. Limits	RPD	RPD Limit
Hexavalent chromium	0.0040	U	0.250	0.268		mg/L		107	41 - 136	2	20

Lab Sample ID: MB 240-8820/3-A — **Client Sample ID: Method Blank**
Matrix: Solid — **Prep Type: Total/NA**
Analysis Batch: 9165 — **Prep Batch: 8820**

Analyte	MB Result	MB Qualifier	LOQ	DL	Unit	D	Prepared	Analyzed	Dil Fac
Hexavalent chromium	0.80	U	0.80	0.27	mg/Kg		07/18/11 14:13	07/20/11 00:00	1

Lab Sample ID: LCSI 240-8820/5-A — **Client Sample ID: Lab Control Sample**
Matrix: Solid — **Prep Type: Total/NA**
Analysis Batch: 9165 — **Prep Batch: 8820**

Analyte	Spike Added	LCSI Result	LCSI Qualifier	Unit	D	% Rec	% Rec. Limits
Hexavalent chromium	643	712		mg/Kg		111	75 - 125

Lab Sample ID: LCSS 240-8820/4-A — **Client Sample ID: Lab Control Sample**
Matrix: Solid — **Prep Type: Total/NA**
Analysis Batch: 9165 — **Prep Batch: 8820**

Analyte	Spike Added	LCSS Result	LCSS Qualifier	Unit	D	% Rec	% Rec. Limits
Hexavalent chromium	20.0	21.2		mg/Kg		106	90 - 110

QC Sample Results

Client: Prudent Technologies, Inc
Project/Site: RVAAP

TestAmerica Job ID: 240-1728-1

Method: WS-WC-0050 - Nitrocellulose as N by WS-WC-0050

Lab Sample ID: G1G200000012B — **Client Sample ID: Method Blank**
Matrix: Solid — **Prep Type: Total**
Analysis Batch: 1201012 — **Prep Batch: 1201012_P**

Analyte	MB Result	MB Qualifier	LOQ	MDL	Unit	D	Prepared	Analyzed	Dil Fac
Nitrocellulose	1.8 U		5.0	0.78	mg/kg		07/20/11 05:35	07/21/11 12:31	1

Lab Sample ID: G1G200000012C — **Client Sample ID: Lab Control Sample**
Matrix: Solid — **Prep Type: Total**
Analysis Batch: 1201012 — **Prep Batch: 1201012_P**

Analyte	Spike Added	LCS Result	LCS Qualifier	Unit	D	% Rec	% Rec. Limits
Nitrocellulose	50.7	32.4		mg/kg		64	34 - 115

Lab Sample ID: 240-1728-14 MS — **Client Sample ID: LL2SS-516M-0001-SO**
Matrix: Solid — **Prep Type: Total**
Analysis Batch: 1201012 — **Prep Batch: 1201012_P**

Analyte	Sample Result	Sample Qualifier	Spike Added	MS Result	MS Qualifier	Unit	D	% Rec	% Rec. Limits
Nitrocellulose	0.85	J	51.1	11.3	N	mg/kg		20	34 - 115

Lab Sample ID: 240-1728-14 MSD — **Client Sample ID: LL2SS-516M-0001-SO**
Matrix: Solid — **Prep Type: Total**
Analysis Batch: 1201012 — **Prep Batch: 1201012_P**

Analyte	Sample Result	Sample Qualifier	Spike Added	MSD Result	MSD Qualifier	Unit	D	% Rec	% Rec. Limits	RPD	RPD Limit
Nitrocellulose	0.85	J	51.3	11.4	N	mg/kg		20	34 - 115	0.89	71

Lab Sample ID: G1G200000023B — **Client Sample ID: Method Blank**
Matrix: Water — **Prep Type: Total**
Analysis Batch: 1201023 — **Prep Batch: 1201023_P**

Analyte	MB Result	MB Qualifier	LOQ	MDL	Unit	D	Prepared	Analyzed	Dil Fac
Nitrocellulose	1.0 U		2.0	0.48	mg/L		07/20/11 08:00	07/21/11 13:23	1

Lab Sample ID: G1G200000023C — **Client Sample ID: Lab Control Sample**
Matrix: Water — **Prep Type: Total**
Analysis Batch: 1201023 — **Prep Batch: 1201023_P**

Analyte	Spike Added	LCS Result	LCS Qualifier	Unit	D	% Rec	% Rec. Limits
Nitrocellulose	5.07	4.58		mg/L		90	26 - 144

QC Association Summary

Client: Prudent Technologies, Inc
Project/Site: RVAAP

TestAmerica Job ID: 240-1728-1

GC/MS VOA

Analysis Batch: 8086

Lab Sample ID	Client Sample ID	Prep Type	Matrix	Method	Prep Batch
240-1728-5	LL3SD-416V-0001-SD	Total/NA	Solid	8260B/DoD	8134
240-1728-7	LL3SD-417V-0001-SD	Total/NA	Solid	8260B/DoD	8134
240-1728-15	LL2SS-516V-0001-SO	Total/NA	Solid	8260B/DoD	8134
240-1728-15 MS	LL2SS-516V-0001-SO	Total/NA	Solid	8260B/DoD	8134
240-1728-19	LL2SS-517V-0001-SO	Total/NA	Solid	8260B/DoD	8134
240-1728-25	LL1SB-644V-0101-SO	Total/NA	Solid	8260B/DoD	8123
240-1728-27	LL1SB-644V-0102-SO	Total/NA	Solid	8260B/DoD	8123
240-1728-29	LL1SB-644V-0103-SO	Total/NA	Solid	8260B/DoD	8123
240-1728-31	LL1SB-645V-0101-SO	Total/NA	Solid	8260B/DoD	8123
240-1728-33	LL1SB-645V-0102-SO	Total/NA	Solid	8260B/DoD	8123
240-1728-35	LL1SB-645V-0103-SO	Total/NA	Solid	8260B/DoD	8123
LCS 240-8123/2-A	Lab Control Sample	Total/NA	Solid	8260B/DoD	8123
LCS 240-8134/2-A	Lab Control Sample	Total/NA	Solid	8260B/DoD	8134
MB 240-8123/1-A	Method Blank	Total/NA	Solid	8260B/DoD	8123
MB 240-8134/1-A	Method Blank	Total/NA	Solid	8260B/DoD	8134

Prep Batch: 8123

Lab Sample ID	Client Sample ID	Prep Type	Matrix	Method	Prep Batch
240-1728-25	LL1SB-644V-0101-SO	Total/NA	Solid	5035	
240-1728-27	LL1SB-644V-0102-SO	Total/NA	Solid	5035	
240-1728-29	LL1SB-644V-0103-SO	Total/NA	Solid	5035	
240-1728-31	LL1SB-645V-0101-SO	Total/NA	Solid	5035	
240-1728-33	LL1SB-645V-0102-SO	Total/NA	Solid	5035	
240-1728-35	LL1SB-645V-0103-SO	Total/NA	Solid	5035	
LCS 240-8123/2-A	Lab Control Sample	Total/NA	Solid	5035	
MB 240-8123/1-A	Method Blank	Total/NA	Solid	5035	

Prep Batch: 8134

Lab Sample ID	Client Sample ID	Prep Type	Matrix	Method	Prep Batch
240-1728-5	LL3SD-416V-0001-SD	Total/NA	Solid	5035	
240-1728-7	LL3SD-417V-0001-SD	Total/NA	Solid	5035	
240-1728-15	LL2SS-516V-0001-SO	Total/NA	Solid	5035	
240-1728-15 MS	LL2SS-516V-0001-SO	Total/NA	Solid	5035	
240-1728-19	LL2SS-517V-0001-SO	Total/NA	Solid	5035	
240-1728-21	L12SS-300V-0001-SO	Total/NA	Solid	5035	
240-1728-23	L12SS-301V-0001-SO	Total/NA	Solid	5035	
LCS 240-8134/2-A	Lab Control Sample	Total/NA	Solid	5035	
MB 240-8134/1-A	Method Blank	Total/NA	Solid	5035	

Analysis Batch: 8236

Lab Sample ID	Client Sample ID	Prep Type	Matrix	Method	Prep Batch
240-1728-21	L12SS-300V-0001-SO	Total/NA	Solid	8260B/DoD	8134
240-1728-23	L12SS-301V-0001-SO	Total/NA	Solid	8260B/DoD	8134

GC/MS Semi VOA

Prep Batch: 7492

Lab Sample ID	Client Sample ID	Prep Type	Matrix	Method	Prep Batch
240-1728-48	EQUIP RINSATE 2-1-11	Total/NA	Water	3520C	
LCS 240-7492/4-A	Lab Control Sample	Total/NA	Water	3520C	
MB 240-7492/3-A	Method Blank	Total/NA	Water	3520C	

GC/MS Semi VOA (Continued)

Leach Batch: 7765

Lab Sample ID	Client Sample ID	Prep Type	Matrix	Method	Prep Batch
240-1728-1	LL2SB-512M-0101-SO	Total/NA	Solid	Increm, Prep	
240-1728-2	LL2SB-512M-0102-SO	Total/NA	Solid	Increm, Prep	
240-1728-3	LL2SB-512M-0103-SO	Total/NA	Solid	Increm, Prep	
240-1728-4	LL3SD-416M-0001-SD	Total/NA	Solid	Increm, Prep	
240-1728-6	LL3SD-417M-0001-SD	Total/NA	Solid	Increm, Prep	
240-1728-8	LL3SS-419M-0001-SO	Total/NA	Solid	Increm, Prep	
240-1728-8 MS	LL3SS-419M-0001-SO	Total/NA	Solid	Increm, Prep	
240-1728-8 MSD	LL3SS-419M-0001-SO	Total/NA	Solid	Increm, Prep	
240-1728-10	LL3SS-420M-0001-SO	Total/NA	Solid	Increm, Prep	
240-1728-11	LL3SS-421M-0001-SO	Total/NA	Solid	Increm, Prep	
240-1728-12	LL3SB-422M-0001-SO	Total/NA	Solid	Increm, Prep	
240-1728-13	LL2SS-519M-0001-SO	Total/NA	Solid	Increm, Prep	
240-1728-14	LL2SS-516M-0001-SO	Total/NA	Solid	Increm, Prep	
240-1728-14 MS	LL2SS-516M-0001-SO	Total/NA	Solid	Increm, Prep	
240-1728-14 MSD	LL2SS-516M-0001-SO	Total/NA	Solid	Increm, Prep	
240-1728-18	LL2SS-517M-0001-SO	Total/NA	Solid	Increm, Prep	
240-1728-20	L12SS-300M-0001-SO	Total/NA	Solid	Increm, Prep	
240-1728-22	L12SS-301M-0001-SO	Total/NA	Solid	Increm, Prep	
240-1728-24	LL1SB-644M-0101-SO	Total/NA	Solid	Increm, Prep	
240-1728-26	LL1SB-644M-0102-SO	Total/NA	Solid	Increm, Prep	
240-1728-28	LL1SB-644M-0103-SO	Total/NA	Solid	Increm, Prep	
240-1728-30	LL1SB-645M-0101-SO	Total/NA	Solid	Increm, Prep	

Leach Batch: 7766

Lab Sample ID	Client Sample ID	Prep Type	Matrix	Method	Prep Batch
240-1728-32	LL1SB-645M-0102-SO	Total/NA	Solid	Increm, Prep	
240-1728-34	LL1SB-645M-0103-SO	Total/NA	Solid	Increm, Prep	
240-1728-36	LL1SB-643M-0101-SO	Total/NA	Solid	Increm, Prep	
240-1728-37	LL1SB-643M-0102-SO	Total/NA	Solid	Increm, Prep	
240-1728-38	LL1SB-643M-0103-SO	Total/NA	Solid	Increm, Prep	
240-1728-42	LL1SB-641M-0101-SO	Total/NA	Solid	Increm, Prep	
240-1728-43	LL1SB-641M-0102-SO	Total/NA	Solid	Increm, Prep	
240-1728-44	LL1SB-641M-0103-SO	Total/NA	Solid	Increm, Prep	
240-1728-45	LL1SB-642M-0101-SO	Total/NA	Solid	Increm, Prep	
240-1728-46	LL1SB-642M-0102-SO	Total/NA	Solid	Increm, Prep	
240-1728-47	LL1SB-642M-0103-SO	Total/NA	Solid	Increm, Prep	

Prep Batch: 8237

Lab Sample ID	Client Sample ID	Prep Type	Matrix	Method	Prep Batch
240-1728-1	LL2SB-512M-0101-SO	Total/NA	Solid	3540C	7765
240-1728-2	LL2SB-512M-0102-SO	Total/NA	Solid	3540C	7765
240-1728-3	LL2SB-512M-0103-SO	Total/NA	Solid	3540C	7765
240-1728-4	LL3SD-416M-0001-SD	Total/NA	Solid	3540C	7765
240-1728-6	LL3SD-417M-0001-SD	Total/NA	Solid	3540C	7765
240-1728-8	LL3SS-419M-0001-SO	Total/NA	Solid	3540C	7765
240-1728-8 MS	LL3SS-419M-0001-SO	Total/NA	Solid	3540C	7765
240-1728-8 MSD	LL3SS-419M-0001-SO	Total/NA	Solid	3540C	7765
240-1728-10	LL3SS-420M-0001-SO	Total/NA	Solid	3540C	7765
240-1728-11	LL3SS-421M-0001-SO	Total/NA	Solid	3540C	7765
240-1728-18	LL2SS-517M-0001-SO	Total/NA	Solid	3540C	7765
240-1728-20	L12SS-300M-0001-SO	Total/NA	Solid	3540C	7765
240-1728-22	L12SS-301M-0001-SO	Total/NA	Solid	3540C	7765

GC/MS Semi VOA (Continued)

Prep Batch: 8237 (Continued)

Lab Sample ID	Client Sample ID	Prep Type	Matrix	Method	Prep Batch
240-1728-24	LL1SB-644M-0101-SO	Total/NA	Solid	3540C	7765
240-1728-26	LL1SB-644M-0102-SO	Total/NA	Solid	3540C	7765
240-1728-28	LL1SB-644M-0103-SO	Total/NA	Solid	3540C	7765
240-1728-30	LL1SB-645M-0101-SO	Total/NA	Solid	3540C	7765
240-1728-32	LL1SB-645M-0102-SO	Total/NA	Solid	3540C	7766
240-1728-34	LL1SB-645M-0103-SO	Total/NA	Solid	3540C	7766
240-1728-36	LL1SB-643M-0101-SO	Total/NA	Solid	3540C	7766
240-1728-37	LL1SB-643M-0102-SO	Total/NA	Solid	3540C	7766
240-1728-38	LL1SB-643M-0103-SO	Total/NA	Solid	3540C	7766
LCS 240-8237/24-A	Lab Control Sample	Total/NA	Solid	3540C	
MB 240-8237/23-A	Method Blank	Total/NA	Solid	3540C	

Prep Batch: 8437

Lab Sample ID	Client Sample ID	Prep Type	Matrix	Method	Prep Batch
240-1728-12	LL3SB-422M-0001-SO	Total/NA	Solid	3540C	7765
240-1728-13	LL2SS-519M-0001-SO	Total/NA	Solid	3540C	7765
240-1728-14	LL2SS-516M-0001-SO	Total/NA	Solid	3540C	7765
240-1728-14 MS	LL2SS-516M-0001-SO	Total/NA	Solid	3540C	7765
240-1728-14 MSD	LL2SS-516M-0001-SO	Total/NA	Solid	3540C	7765
LCS 240-8437/14-A	Lab Control Sample	Total/NA	Solid	3540C	
MB 240-8437/13-A	Method Blank	Total/NA	Solid	3540C	

Prep Batch: 8593

Lab Sample ID	Client Sample ID	Prep Type	Matrix	Method	Prep Batch
240-1728-42	LL1SB-641M-0101-SO	Total/NA	Solid	3540C	7766
240-1728-43	LL1SB-641M-0102-SO	Total/NA	Solid	3540C	7766
240-1728-44	LL1SB-641M-0103-SO	Total/NA	Solid	3540C	7766
240-1728-45	LL1SB-642M-0101-SO	Total/NA	Solid	3540C	7766
240-1728-46	LL1SB-642M-0102-SO	Total/NA	Solid	3540C	7766
240-1728-47	LL1SB-642M-0103-SO	Total/NA	Solid	3540C	7766
LCS 240-8593/16-A	Lab Control Sample	Total/NA	Solid	3540C	
MB 240-8593/15-A	Method Blank	Total/NA	Solid	3540C	

Analysis Batch: 9106

Lab Sample ID	Client Sample ID	Prep Type	Matrix	Method	Prep Batch
LCS 240-8593/16-A	Lab Control Sample	Total/NA	Solid	8270C/DoD	8593
MB 240-8593/15-A	Method Blank	Total/NA	Solid	8270C/DoD	8593

Analysis Batch: 9528

Lab Sample ID	Client Sample ID	Prep Type	Matrix	Method	Prep Batch
LCS 240-8437/14-A	Lab Control Sample	Total/NA	Solid	8270C/DoD	8437
MB 240-8437/13-A	Method Blank	Total/NA	Solid	8270C/DoD	8437

Analysis Batch: 10257

Lab Sample ID	Client Sample ID	Prep Type	Matrix	Method	Prep Batch
240-1728-12	LL3SB-422M-0001-SO	Total/NA	Solid	8270C/DoD	8437
240-1728-13	LL2SS-519M-0001-SO	Total/NA	Solid	8270C/DoD	8437
240-1728-42	LL1SB-641M-0101-SO	Total/NA	Solid	8270C/DoD	8593
240-1728-43	LL1SB-641M-0102-SO	Total/NA	Solid	8270C/DoD	8593
240-1728-44	LL1SB-641M-0103-SO	Total/NA	Solid	8270C/DoD	8593
240-1728-45	LL1SB-642M-0101-SO	Total/NA	Solid	8270C/DoD	8593
240-1728-46	LL1SB-642M-0102-SO	Total/NA	Solid	8270C/DoD	8593

GC/MS Semi VOA (Continued)

Analysis Batch: 10257 (Continued)

Lab Sample ID	Client Sample ID	Prep Type	Matrix	Method	Prep Batch
240-1728-47	LL1SB-642M-0103-SO	Total/NA	Solid	8270C/DoD	8593

Analysis Batch: 10338

Lab Sample ID	Client Sample ID	Prep Type	Matrix	Method	Prep Batch
240-1728-14	LL2SS-516M-0001-SO	Total/NA	Solid	8270C/DoD	8437
240-1728-14 MS	LL2SS-516M-0001-SO	Total/NA	Solid	8270C/DoD	8437
240-1728-14 MSD	LL2SS-516M-0001-SO	Total/NA	Solid	8270C/DoD	8437

Analysis Batch: 10479

Lab Sample ID	Client Sample ID	Prep Type	Matrix	Method	Prep Batch
240-1728-1	LL2SB-512M-0101-SO	Total/NA	Solid	8270C/DoD	8237
240-1728-2	LL2SB-512M-0102-SO	Total/NA	Solid	8270C/DoD	8237
240-1728-3	LL2SB-512M-0103-SO	Total/NA	Solid	8270C/DoD	8237
240-1728-4	LL3SD-416M-0001-SD	Total/NA	Solid	8270C/DoD	8237
240-1728-6	LL3SD-417M-0001-SD	Total/NA	Solid	8270C/DoD	8237
240-1728-8	LL3SS-419M-0001-SO	Total/NA	Solid	8270C/DoD	8237
240-1728-8 MS	LL3SS-419M-0001-SO	Total/NA	Solid	8270C/DoD	8237
240-1728-8 MSD	LL3SS-419M-0001-SO	Total/NA	Solid	8270C/DoD	8237
240-1728-11	LL3SS-421M-0001-SO	Total/NA	Solid	8270C/DoD	8237
240-1728-18	LL2SS-517M-0001-SO	Total/NA	Solid	8270C/DoD	8237
240-1728-20	L12SS-300M-0001-SO	Total/NA	Solid	8270C/DoD	8237
240-1728-22	L12SS-301M-0001-SO	Total/NA	Solid	8270C/DoD	8237
240-1728-24	LL1SB-644M-0101-SO	Total/NA	Solid	8270C/DoD	8237
240-1728-28	LL1SB-644M-0103-SO	Total/NA	Solid	8270C/DoD	8237
240-1728-30	LL1SB-645M-0101-SO	Total/NA	Solid	8270C/DoD	8237
240-1728-34	LL1SB-645M-0103-SO	Total/NA	Solid	8270C/DoD	8237
240-1728-36	LL1SB-643M-0101-SO	Total/NA	Solid	8270C/DoD	8237
240-1728-37	LL1SB-643M-0102-SO	Total/NA	Solid	8270C/DoD	8237
240-1728-38	LL1SB-643M-0103-SO	Total/NA	Solid	8270C/DoD	8237
LCS 240-8237/24-A	Lab Control Sample	Total/NA	Solid	8270C/DoD	8237
MB 240-8237/23-A	Method Blank	Total/NA	Solid	8270C/DoD	8237

Analysis Batch: 11019

Lab Sample ID	Client Sample ID	Prep Type	Matrix	Method	Prep Batch
240-1728-48	EQUIP RINSATE 2-1-11	Total/NA	Water	8270C/DoD	7492
LCS 240-7492/4-A	Lab Control Sample	Total/NA	Water	8270C/DoD	7492
MB 240-7492/3-A	Method Blank	Total/NA	Water	8270C/DoD	7492

Analysis Batch: 11269

Lab Sample ID	Client Sample ID	Prep Type	Matrix	Method	Prep Batch
240-1728-10	LL3SS-420M-0001-SO	Total/NA	Solid	8270C/DoD	8237
240-1728-26	LL1SB-644M-0102-SO	Total/NA	Solid	8270C/DoD	8237
240-1728-32	LL1SB-645M-0102-SO	Total/NA	Solid	8270C/DoD	8237

GC Semi VOA

Leach Batch: 7765

Lab Sample ID	Client Sample ID	Prep Type	Matrix	Method	Prep Batch
240-1728-4	LL3SD-416M-0001-SD	Total/NA	Solid	Increm, Prep	
240-1728-6	LL3SD-417M-0001-SD	Total/NA	Solid	Increm, Prep	
240-1728-13	LL2SS-519M-0001-SO	Total/NA	Solid	Increm, Prep	
240-1728-14	LL2SS-516M-0001-SO	Total/NA	Solid	Increm, Prep	

GC Semi VOA (Continued)

Leach Batch: 7765 (Continued)

Lab Sample ID	Client Sample ID	Prep Type	Matrix	Method	Prep Batch
240-1728-14 MS	LL2SS-516M-0001-SO	Total/NA	Solid	Increm, Prep	
240-1728-14 MSD	LL2SS-516M-0001-SO	Total/NA	Solid	Increm, Prep	
240-1728-18	LL2SS-517M-0001-SO	Total/NA	Solid	Increm, Prep	
240-1728-20	L12SS-300M-0001-SO	Total/NA	Solid	Increm, Prep	
240-1728-22	L12SS-301M-0001-SO	Total/NA	Solid	Increm, Prep	
240-1728-24	LL1SB-644M-0101-SO	Total/NA	Solid	Increm, Prep	
240-1728-26	LL1SB-644M-0102-SO	Total/NA	Solid	Increm, Prep	
240-1728-28	LL1SB-644M-0103-SO	Total/NA	Solid	Increm, Prep	
240-1728-30	LL1SB-645M-0101-SO	Total/NA	Solid	Increm, Prep	

Leach Batch: 7766

Lab Sample ID	Client Sample ID	Prep Type	Matrix	Method	Prep Batch
240-1728-32	LL1SB-645M-0102-SO	Total/NA	Solid	Increm, Prep	
240-1728-32 MS	LL1SB-645M-0102-SO	Total/NA	Solid	Increm, Prep	
240-1728-32 MSD	LL1SB-645M-0102-SO	Total/NA	Solid	Increm, Prep	
240-1728-34	LL1SB-645M-0103-SO	Total/NA	Solid	Increm, Prep	
240-1728-34 MS	LL1SB-645M-0103-SO	Total/NA	Solid	Increm, Prep	
240-1728-34 MSD	LL1SB-645M-0103-SO	Total/NA	Solid	Increm, Prep	

Prep Batch: 7786

Lab Sample ID	Client Sample ID	Prep Type	Matrix	Method	Prep Batch
240-1728-48	EQUIP RINSATE 2-1-11	Total/NA	Water	3520C	
LCS 240-7786/4-A	Lab Control Sample	Total/NA	Water	3520C	
MB 240-7786/3-A	Method Blank	Total/NA	Water	3520C	

Prep Batch: 7787

Lab Sample ID	Client Sample ID	Prep Type	Matrix	Method	Prep Batch
240-1728-48	EQUIP RINSATE 2-1-11	Total/NA	Water	3520C	
LCS 240-7787/4-A	Lab Control Sample	Total/NA	Water	3520C	
MB 240-7787/3-A	Method Blank	Total/NA	Water	3520C	

Prep Batch: 8260

Lab Sample ID	Client Sample ID	Prep Type	Matrix	Method	Prep Batch
240-1728-4	LL3SD-416M-0001-SD	Total/NA	Solid	3540C	7765
240-1728-6	LL3SD-417M-0001-SD	Total/NA	Solid	3540C	7765
240-1728-18	LL2SS-517M-0001-SO	Total/NA	Solid	3540C	7765
240-1728-20	L12SS-300M-0001-SO	Total/NA	Solid	3540C	7765
240-1728-22	L12SS-301M-0001-SO	Total/NA	Solid	3540C	7765
240-1728-24	LL1SB-644M-0101-SO	Total/NA	Solid	3540C	7765
240-1728-26	LL1SB-644M-0102-SO	Total/NA	Solid	3540C	7765
240-1728-28	LL1SB-644M-0103-SO	Total/NA	Solid	3540C	7765
240-1728-30	LL1SB-645M-0101-SO	Total/NA	Solid	3540C	7765
240-1728-32	LL1SB-645M-0102-SO	Total/NA	Solid	3540C	7766
240-1728-34	LL1SB-645M-0103-SO	Total/NA	Solid	3540C	7766
240-1728-34 MS	LL1SB-645M-0103-SO	Total/NA	Solid	3540C	7766
240-1728-34 MSD	LL1SB-645M-0103-SO	Total/NA	Solid	3540C	7766
LCS 240-8260/14-A	Lab Control Sample	Total/NA	Solid	3540C	
MB 240-8260/15-A	Method Blank	Total/NA	Solid	3540C	

Prep Batch: 8270

Lab Sample ID	Client Sample ID	Prep Type	Matrix	Method	Prep Batch
240-1728-4	LL3SD-416M-0001-SD	Total/NA	Solid	3540C	7765

GC Semi VOA (Continued)

Prep Batch: 8270 (Continued)

Lab Sample ID	Client Sample ID	Prep Type	Matrix	Method	Prep Batch
240-1728-6	LL3SD-417M-0001-SD	Total/NA	Solid	3540C	7765
240-1728-18	LL2SS-517M-0001-SO	Total/NA	Solid	3540C	7765
240-1728-20	L12SS-300M-0001-SO	Total/NA	Solid	3540C	7765
240-1728-22	L12SS-301M-0001-SO	Total/NA	Solid	3540C	7765
240-1728-24	LL1SB-644M-0101-SO	Total/NA	Solid	3540C	7765
240-1728-26	LL1SB-644M-0102-SO	Total/NA	Solid	3540C	7765
240-1728-28	LL1SB-644M-0103-SO	Total/NA	Solid	3540C	7765
240-1728-30	LL1SB-645M-0101-SO	Total/NA	Solid	3540C	7765
240-1728-32	LL1SB-645M-0102-SO	Total/NA	Solid	3540C	7766
240-1728-32 MS	LL1SB-645M-0102-SO	Total/NA	Solid	3540C	7766
240-1728-32 MSD	LL1SB-645M-0102-SO	Total/NA	Solid	3540C	7766
240-1728-34	LL1SB-645M-0103-SO	Total/NA	Solid	3540C	7766
LCS 240-8270/15-A	Lab Control Sample	Total/NA	Solid	3540C	
MB 240-8270/14-A	Method Blank	Total/NA	Solid	3540C	

Analysis Batch: 8509

Lab Sample ID	Client Sample ID	Prep Type	Matrix	Method	Prep Batch
240-1728-48	EQUIP RINSATE 2-1-11	Total/NA	Water	8082/DOD	7786
LCS 240-7786/4-A	Lab Control Sample	Total/NA	Water	8082/DOD	7786
MB 240-7786/3-A	Method Blank	Total/NA	Water	8082/DOD	7786

Prep Batch: 8599

Lab Sample ID	Client Sample ID	Prep Type	Matrix	Method	Prep Batch
240-1728-13	LL2SS-519M-0001-SO	Total/NA	Solid	3540C	7765
240-1728-14	LL2SS-516M-0001-SO	Total/NA	Solid	3540C	7765
240-1728-14 MS	LL2SS-516M-0001-SO	Total/NA	Solid	3540C	7765
240-1728-14 MSD	LL2SS-516M-0001-SO	Total/NA	Solid	3540C	7765
LCS 240-8599/11-A	Lab Control Sample	Total/NA	Solid	3540C	
MB 240-8599/10-A	Method Blank	Total/NA	Solid	3540C	

Prep Batch: 8605

Lab Sample ID	Client Sample ID	Prep Type	Matrix	Method	Prep Batch
240-1728-14	LL2SS-516M-0001-SO	Total/NA	Solid	3540C	7765
240-1728-14 MS	LL2SS-516M-0001-SO	Total/NA	Solid	3540C	7765
240-1728-14 MSD	LL2SS-516M-0001-SO	Total/NA	Solid	3540C	7765
LCS 240-8605/10-A	Lab Control Sample	Total/NA	Solid	3540C	
MB 240-8605/9-A	Method Blank	Total/NA	Solid	3540C	

Analysis Batch: 9102

Lab Sample ID	Client Sample ID	Prep Type	Matrix	Method	Prep Batch
240-1728-4	LL3SD-416M-0001-SD	Total/NA	Solid	8082/DOD	8270
240-1728-6	LL3SD-417M-0001-SD	Total/NA	Solid	8082/DOD	8270
240-1728-18	LL2SS-517M-0001-SO	Total/NA	Solid	8082/DOD	8270
240-1728-20	L12SS-300M-0001-SO	Total/NA	Solid	8082/DOD	8270
240-1728-22	L12SS-301M-0001-SO	Total/NA	Solid	8082/DOD	8270
240-1728-24	LL1SB-644M-0101-SO	Total/NA	Solid	8082/DOD	8270
MB 240-8270/14-A	Method Blank	Total/NA	Solid	8082/DOD	8270

Analysis Batch: 9453

Lab Sample ID	Client Sample ID	Prep Type	Matrix	Method	Prep Batch
240-1728-13	LL2SS-519M-0001-SO	Total/NA	Solid	8082/DOD	8599
240-1728-14	LL2SS-516M-0001-SO	Total/NA	Solid	8082/DOD	8599

GC Semi VOA (Continued)

Analysis Batch: 9453 (Continued)

Lab Sample ID	Client Sample ID	Prep Type	Matrix	Method	Prep Batch
240-1728-14 MS	LL2SS-516M-0001-SO	Total/NA	Solid	8082/DOD	8599
240-1728-14 MSD	LL2SS-516M-0001-SO	Total/NA	Solid	8082/DOD	8599
LCS 240-8599/11-A	Lab Control Sample	Total/NA	Solid	8082/DOD	8599
MB 240-8599/10-A	Method Blank	Total/NA	Solid	8082/DOD	8599

Analysis Batch: 9463

Lab Sample ID	Client Sample ID	Prep Type	Matrix	Method	Prep Batch
240-1728-26	LL1SB-644M-0102-SO	Total/NA	Solid	8082/DOD	8270
240-1728-28	LL1SB-644M-0103-SO	Total/NA	Solid	8082/DOD	8270
240-1728-30	LL1SB-645M-0101-SO	Total/NA	Solid	8082/DOD	8270
240-1728-32	LL1SB-645M-0102-SO	Total/NA	Solid	8082/DOD	8270
240-1728-32 MS	LL1SB-645M-0102-SO	Total/NA	Solid	8082/DOD	8270
240-1728-32 MSD	LL1SB-645M-0102-SO	Total/NA	Solid	8082/DOD	8270
240-1728-34	LL1SB-645M-0103-SO	Total/NA	Solid	8082/DOD	8270
LCS 240-8270/15-A	Lab Control Sample	Total/NA	Solid	8082/DOD	8270

Analysis Batch: 10137

Lab Sample ID	Client Sample ID	Prep Type	Matrix	Method	Prep Batch
240-1728-48	EQUIP RINSATE 2-1-11	Total/NA	Water	8081/DOD	7787
LCS 240-7787/4-A	Lab Control Sample	Total/NA	Water	8081/DOD	7787
MB 240-7787/3-A	Method Blank	Total/NA	Water	8081/DOD	7787

Analysis Batch: 10329

Lab Sample ID	Client Sample ID	Prep Type	Matrix	Method	Prep Batch
240-1728-6	LL3SD-417M-0001-SD	Total/NA	Solid	8081/DOD	8260
240-1728-18	LL2SS-517M-0001-SO	Total/NA	Solid	8081/DOD	8260
240-1728-20	L12SS-300M-0001-SO	Total/NA	Solid	8081/DOD	8260
240-1728-22	L12SS-301M-0001-SO	Total/NA	Solid	8081/DOD	8260
240-1728-24	LL1SB-644M-0101-SO	Total/NA	Solid	8081/DOD	8260
240-1728-30	LL1SB-645M-0101-SO	Total/NA	Solid	8081/DOD	8260
240-1728-34	LL1SB-645M-0103-SO	Total/NA	Solid	8081/DOD	8260
240-1728-34 MS	LL1SB-645M-0103-SO	Total/NA	Solid	8081/DOD	8260
240-1728-34 MSD	LL1SB-645M-0103-SO	Total/NA	Solid	8081/DOD	8260
LCS 240-8260/14-A	Lab Control Sample	Total/NA	Solid	8081/DOD	8260
MB 240-8260/15-A	Method Blank	Total/NA	Solid	8081/DOD	8260

Analysis Batch: 10598

Lab Sample ID	Client Sample ID	Prep Type	Matrix	Method	Prep Batch
240-1728-14	LL2SS-516M-0001-SO	Total/NA	Solid	8081/DOD	8605
240-1728-14 MS	LL2SS-516M-0001-SO	Total/NA	Solid	8081/DOD	8605
240-1728-14 MSD	LL2SS-516M-0001-SO	Total/NA	Solid	8081/DOD	8605
LCS 240-8605/10-A	Lab Control Sample	Total/NA	Solid	8081/DOD	8605
MB 240-8605/9-A	Method Blank	Total/NA	Solid	8081/DOD	8605

Analysis Batch: 10912

Lab Sample ID	Client Sample ID	Prep Type	Matrix	Method	Prep Batch
240-1728-4	LL3SD-416M-0001-SD	Total/NA	Solid	8081/DOD	8260
240-1728-26	LL1SB-644M-0102-SO	Total/NA	Solid	8081/DOD	8260
240-1728-28	LL1SB-644M-0103-SO	Total/NA	Solid	8081/DOD	8260
240-1728-32	LL1SB-645M-0102-SO	Total/NA	Solid	8081/DOD	8260

QC Association Summary

Client: Prudent Technologies, Inc
Project/Site: RVAAP

TestAmerica Job ID: 240-1728-1

HPLC

Analysis Batch: 1193068

Lab Sample ID	Client Sample ID	Prep Type	Matrix	Method	Prep Batch
240-1728-48	EQUIP RINSATE 2-1-11	Total	Water	8330/8330A	
G1G120000068B	Method Blank	Total	Water	8330/8330A	
G1G120000068C	Lab Control Sample	Total	Water	8330/8330A	

Analysis Batch: 1196121

Lab Sample ID	Client Sample ID	Prep Type	Matrix	Method	Prep Batch
240-1728-4	LL3SD-416M-0001-SD	Total	Solid	8330 (Modified)	
240-1728-6	LL3SD-417M-0001-SD	Total	Solid	8330 (Modified)	
240-1728-14	LL2SS-516M-0001-SO	Total	Solid	8330 (Modified)	
240-1728-14 MS	LL2SS-516M-0001-SO	Total	Solid	8330 (Modified)	
240-1728-14 MSD	LL2SS-516M-0001-SO	Total	Solid	8330 (Modified)	
240-1728-18	LL2SS-517M-0001-SO	Total	Solid	8330 (Modified)	
240-1728-20	L12SS-300M-0001-SO	Total	Solid	8330 (Modified)	
240-1728-22	L12SS-301M-0001-SO	Total	Solid	8330 (Modified)	
240-1728-24	LL1SB-644M-0101-SO	Total	Solid	8330 (Modified)	
240-1728-26	LL1SB-644M-0102-SO	Total	Solid	8330 (Modified)	
240-1728-28	LL1SB-644M-0103-SO	Total	Solid	8330 (Modified)	
240-1728-30	LL1SB-645M-0101-SO	Total	Solid	8330 (Modified)	
240-1728-32	LL1SB-645M-0102-SO	Total	Solid	8330 (Modified)	
240-1728-34	LL1SB-645M-0103-SO	Total	Solid	8330 (Modified)	
G1G150000121B	Method Blank	Total	Solid	8330 (Modified)	
G1G150000121C	Lab Control Sample	Total	Solid	8330 (Modified)	

Analysis Batch: 1196123

Lab Sample ID	Client Sample ID	Prep Type	Matrix	Method	Prep Batch
240-1728-4	LL3SD-416M-0001-SD	Total	Solid	8330/8330A	
240-1728-6	LL3SD-417M-0001-SD	Total	Solid	8330/8330A	
240-1728-14	LL2SS-516M-0001-SO	Total	Solid	8330/8330A	
240-1728-14 MS	LL2SS-516M-0001-SO	Total	Solid	8330/8330A	
240-1728-14 MSD	LL2SS-516M-0001-SO	Total	Solid	8330/8330A	
240-1728-18	LL2SS-517M-0001-SO	Total	Solid	8330/8330A	
240-1728-20	L12SS-300M-0001-SO	Total	Solid	8330/8330A	
240-1728-22	L12SS-301M-0001-SO	Total	Solid	8330/8330A	
240-1728-24	LL1SB-644M-0101-SO	Total	Solid	8330/8330A	
240-1728-26	LL1SB-644M-0102-SO	Total	Solid	8330/8330A	
240-1728-28	LL1SB-644M-0103-SO	Total	Solid	8330/8330A	
240-1728-30	LL1SB-645M-0101-SO	Total	Solid	8330/8330A	
240-1728-32	LL1SB-645M-0102-SO	Total	Solid	8330/8330A	
240-1728-34	LL1SB-645M-0103-SO	Total	Solid	8330/8330A	
240-1728-39	LL1SB-640M-0101-SO	Total	Solid	8330/8330A	
240-1728-40	LL1SB-640M-0102-SO	Total	Solid	8330/8330A	
240-1728-41	LL1SB-640M-0103-SO	Total	Solid	8330/8330A	
G1G150000123B	Method Blank	Total	Solid	8330/8330A	
G1G150000123C	Lab Control Sample	Total	Solid	8330/8330A	

Analysis Batch: 1201051

Lab Sample ID	Client Sample ID	Prep Type	Matrix	Method	Prep Batch
240-1728-48	EQUIP RINSATE 2-1-11	Dissolved	Water	8330 (Modified)	
G1G200000051B	Method Blank	Dissolved	Water	8330 (Modified)	
G1G200000051C	Lab Control Sample	Dissolved	Water	8330 (Modified)	

HPLC (Continued)

Prep Batch: 1193068_P

Lab Sample ID	Client Sample ID	Prep Type	Matrix	Method	Prep Batch
240-1728-48	EQUIP RINSATE 2-1-11	Total	Water	3535	
G1G120000068B	Method Blank	Total	Water	3535	
G1G120000068C	Lab Control Sample	Total	Water	3535	

Prep Batch: 1196121_P

Lab Sample ID	Client Sample ID	Prep Type	Matrix	Method	Prep Batch
240-1728-4	LL3SD-416M-0001-SD	Total	Solid	3550A	
240-1728-6	LL3SD-417M-0001-SD	Total	Solid	3550A	
240-1728-14	LL2SS-516M-0001-SO	Total	Solid	3550A	
240-1728-14 MS	LL2SS-516M-0001-SO	Total	Solid	3550A	
240-1728-14 MSD	LL2SS-516M-0001-SO	Total	Solid	3550A	
240-1728-18	LL2SS-517M-0001-SO	Total	Solid	3550A	
240-1728-20	L12SS-300M-0001-SO	Total	Solid	3550A	
240-1728-22	L12SS-301M-0001-SO	Total	Solid	3550A	
240-1728-24	LL1SB-644M-0101-SO	Total	Solid	3550A	
240-1728-26	LL1SB-644M-0102-SO	Total	Solid	3550A	
240-1728-28	LL1SB-644M-0103-SO	Total	Solid	3550A	
240-1728-30	LL1SB-645M-0101-SO	Total	Solid	3550A	
240-1728-32	LL1SB-645M-0102-SO	Total	Solid	3550A	
240-1728-34	LL1SB-645M-0103-SO	Total	Solid	3550A	
G1G150000121B	Method Blank	Total	Solid	3550A	
G1G150000121C	Lab Control Sample	Total	Solid	3550A	

Prep Batch: 1196123_P

Lab Sample ID	Client Sample ID	Prep Type	Matrix	Method	Prep Batch
240-1728-4	LL3SD-416M-0001-SD	Total	Solid	8330	
240-1728-6	LL3SD-417M-0001-SD	Total	Solid	8330	
240-1728-14	LL2SS-516M-0001-SO	Total	Solid	8330	
240-1728-14 MS	LL2SS-516M-0001-SO	Total	Solid	8330	
240-1728-14 MSD	LL2SS-516M-0001-SO	Total	Solid	8330	
240-1728-18	LL2SS-517M-0001-SO	Total	Solid	8330	
240-1728-20	L12SS-300M-0001-SO	Total	Solid	8330	
240-1728-22	L12SS-301M-0001-SO	Total	Solid	8330	
240-1728-24	LL1SB-644M-0101-SO	Total	Solid	8330	
240-1728-26	LL1SB-644M-0102-SO	Total	Solid	8330	
240-1728-28	LL1SB-644M-0103-SO	Total	Solid	8330	
240-1728-30	LL1SB-645M-0101-SO	Total	Solid	8330	
240-1728-32	LL1SB-645M-0102-SO	Total	Solid	8330	
240-1728-34	LL1SB-645M-0103-SO	Total	Solid	8330	
240-1728-39	LL1SB-640M-0101-SO	Total	Solid	8330	
240-1728-40	LL1SB-640M-0102-SO	Total	Solid	8330	
240-1728-41	LL1SB-640M-0103-SO	Total	Solid	8330	
G1G150000123B	Method Blank	Total	Solid	8330	
G1G150000123C	Lab Control Sample	Total	Solid	8330	

Prep Batch: 1201051_P

Lab Sample ID	Client Sample ID	Prep Type	Matrix	Method	Prep Batch
240-1728-48	EQUIP RINSATE 2-1-11	Dissolved	Water	FILTRATION (DISS)	
G1G200000051B	Method Blank	Dissolved	Water	FILTRATION (DISS)	
G1G200000051C	Lab Control Sample	Dissolved	Water	FILTRATION (DISS)	

QC Association Summary

Client: Prudent Technologies, Inc
Project/Site: RVAAP

TestAmerica Job ID: 240-1728-1

Metals

Leach Batch: 7765

Lab Sample ID	Client Sample ID	Prep Type	Matrix	Method	Prep Batch
240-1728-4	LL3SD-416M-0001-SD	Total/NA	Solid	Increm, Prep	
240-1728-6	LL3SD-417M-0001-SD	Total/NA	Solid	Increm, Prep	
240-1728-14	LL2SS-516M-0001-SO	Total/NA	Solid	Increm, Prep	
240-1728-14 MS	LL2SS-516M-0001-SO	Total/NA	Solid	Increm, Prep	
240-1728-14 MSD	LL2SS-516M-0001-SO	Total/NA	Solid	Increm, Prep	
240-1728-18	LL2SS-517M-0001-SO	Total/NA	Solid	Increm, Prep	
240-1728-20	L12SS-300M-0001-SO	Total/NA	Solid	Increm, Prep	
240-1728-22	L12SS-301M-0001-SO	Total/NA	Solid	Increm, Prep	
240-1728-24	LL1SB-644M-0101-SO	Total/NA	Solid	Increm, Prep	
240-1728-26	LL1SB-644M-0102-SO	Total/NA	Solid	Increm, Prep	
240-1728-28	LL1SB-644M-0103-SO	Total/NA	Solid	Increm, Prep	
240-1728-30	LL1SB-645M-0101-SO	Total/NA	Solid	Increm, Prep	
240-1728-30 MS	LL1SB-645M-0101-SO	Total/NA	Solid	Increm, Prep	
240-1728-30 MSD	LL1SB-645M-0101-SO	Total/NA	Solid	Increm, Prep	

Leach Batch: 7766

Lab Sample ID	Client Sample ID	Prep Type	Matrix	Method	Prep Batch
240-1728-32	LL1SB-645M-0102-SO	Total/NA	Solid	Increm, Prep	
240-1728-34	LL1SB-645M-0103-SO	Total/NA	Solid	Increm, Prep	

Prep Batch: 8611

Lab Sample ID	Client Sample ID	Prep Type	Matrix	Method	Prep Batch
240-1728-4	LL3SD-416M-0001-SD	Total/NA	Solid	3050B	7765
240-1728-6	LL3SD-417M-0001-SD	Total/NA	Solid	3050B	7765
240-1728-14	LL2SS-516M-0001-SO	Total/NA	Solid	3050B	7765
240-1728-14 MS	LL2SS-516M-0001-SO	Total/NA	Solid	3050B	7765
240-1728-14 MSD	LL2SS-516M-0001-SO	Total/NA	Solid	3050B	7765
240-1728-18	LL2SS-517M-0001-SO	Total/NA	Solid	3050B	7765
240-1728-20	L12SS-300M-0001-SO	Total/NA	Solid	3050B	7765
240-1728-22	L12SS-301M-0001-SO	Total/NA	Solid	3050B	7765
240-1728-24	LL1SB-644M-0101-SO	Total/NA	Solid	3050B	7765
240-1728-26	LL1SB-644M-0102-SO	Total/NA	Solid	3050B	7765
240-1728-28	LL1SB-644M-0103-SO	Total/NA	Solid	3050B	7765
240-1728-32	LL1SB-645M-0102-SO	Total/NA	Solid	3050B	7766
240-1728-34	LL1SB-645M-0103-SO	Total/NA	Solid	3050B	7766
LCS 240-8611/2-A	Lab Control Sample	Total/NA	Solid	3050B	
LCS 240-8611/2-A ^10	Lab Control Sample	Total/NA	Solid	3050B	
MB 240-8611/1-A	Method Blank	Total/NA	Solid	3050B	

Prep Batch: 8619

Lab Sample ID	Client Sample ID	Prep Type	Matrix	Method	Prep Batch
240-1728-4	LL3SD-416M-0001-SD	Total/NA	Solid	7471A	7765
240-1728-6	LL3SD-417M-0001-SD	Total/NA	Solid	7471A	7765
240-1728-14	LL2SS-516M-0001-SO	Total/NA	Solid	7471A	7765
240-1728-14 MS	LL2SS-516M-0001-SO	Total/NA	Solid	7471A	7765
240-1728-14 MSD	LL2SS-516M-0001-SO	Total/NA	Solid	7471A	7765
240-1728-18	LL2SS-517M-0001-SO	Total/NA	Solid	7471A	7765
240-1728-20	L12SS-300M-0001-SO	Total/NA	Solid	7471A	7765
240-1728-22	L12SS-301M-0001-SO	Total/NA	Solid	7471A	7765
240-1728-24	LL1SB-644M-0101-SO	Total/NA	Solid	7471A	7765
240-1728-26	LL1SB-644M-0102-SO	Total/NA	Solid	7471A	7765
240-1728-28	LL1SB-644M-0103-SO	Total/NA	Solid	7471A	7765

Metals (Continued)

Prep Batch: 8619 (Continued)

Lab Sample ID	Client Sample ID	Prep Type	Matrix	Method	Prep Batch
240-1728-32	LL1SB-645M-0102-SO	Total/NA	Solid	7471A	7766
240-1728-34	LL1SB-645M-0103-SO	Total/NA	Solid	7471A	7766
LCS 240-8619/2-A	Lab Control Sample	Total/NA	Solid	7471A	
MB 240-8619/1-A	Method Blank	Total/NA	Solid	7471A	

Analysis Batch: 8899

Lab Sample ID	Client Sample ID	Prep Type	Matrix	Method	Prep Batch
240-1728-4	LL3SD-416M-0001-SD	Total/NA	Solid	7471/DOD	8619
240-1728-6	LL3SD-417M-0001-SD	Total/NA	Solid	7471/DOD	8619
240-1728-14	LL2SS-516M-0001-SO	Total/NA	Solid	7471/DOD	8619
240-1728-14 MS	LL2SS-516M-0001-SO	Total/NA	Solid	7471/DOD	8619
240-1728-14 MSD	LL2SS-516M-0001-SO	Total/NA	Solid	7471/DOD	8619
240-1728-18	LL2SS-517M-0001-SO	Total/NA	Solid	7471/DOD	8619
240-1728-20	L12SS-300M-0001-SO	Total/NA	Solid	7471/DOD	8619
240-1728-22	L12SS-301M-0001-SO	Total/NA	Solid	7471/DOD	8619
240-1728-24	LL1SB-644M-0101-SO	Total/NA	Solid	7471/DOD	8619
240-1728-26	LL1SB-644M-0102-SO	Total/NA	Solid	7471/DOD	8619
240-1728-28	LL1SB-644M-0103-SO	Total/NA	Solid	7471/DOD	8619
240-1728-32	LL1SB-645M-0102-SO	Total/NA	Solid	7471/DOD	8619
240-1728-34	LL1SB-645M-0103-SO	Total/NA	Solid	7471/DOD	8619
LCS 240-8619/2-A	Lab Control Sample	Total/NA	Solid	7471/DOD	8619
MB 240-8619/1-A	Method Blank	Total/NA	Solid	7471/DOD	8619

Prep Batch: 8922

Lab Sample ID	Client Sample ID	Prep Type	Matrix	Method	Prep Batch
240-1728-30	LL1SB-645M-0101-SO	Total/NA	Solid	3050B	7765
240-1728-30 MS	LL1SB-645M-0101-SO	Total/NA	Solid	3050B	7765
240-1728-30 MSD	LL1SB-645M-0101-SO	Total/NA	Solid	3050B	7765
LCS 240-8922/2-A ^10	Lab Control Sample	Total/NA	Solid	3050B	
MB 240-8922/1-A	Method Blank	Total/NA	Solid	3050B	

Prep Batch: 8929

Lab Sample ID	Client Sample ID	Prep Type	Matrix	Method	Prep Batch
240-1728-30	LL1SB-645M-0101-SO	Total/NA	Solid	7471A	7765
240-1728-30 MS	LL1SB-645M-0101-SO	Total/NA	Solid	7471A	7765
240-1728-30 MSD	LL1SB-645M-0101-SO	Total/NA	Solid	7471A	7765
LCS 240-8929/2-A	Lab Control Sample	Total/NA	Solid	7471A	
MB 240-8929/1-A	Method Blank	Total/NA	Solid	7471A	

Analysis Batch: 9552

Lab Sample ID	Client Sample ID	Prep Type	Matrix	Method	Prep Batch
240-1728-30	LL1SB-645M-0101-SO	Total/NA	Solid	7471/DOD	8929
240-1728-30 MS	LL1SB-645M-0101-SO	Total/NA	Solid	7471/DOD	8929
240-1728-30 MSD	LL1SB-645M-0101-SO	Total/NA	Solid	7471/DOD	8929
LCS 240-8929/2-A	Lab Control Sample	Total/NA	Solid	7471/DOD	8929
MB 240-8929/1-A	Method Blank	Total/NA	Solid	7471/DOD	8929

Prep Batch: 9905

Lab Sample ID	Client Sample ID	Prep Type	Matrix	Method	Prep Batch
240-1728-48	EQUIP RINSATE 2-1-11	Total/NA	Water	7470A	
240-1728-48 MS	EQUIP RINSATE 2-1-11	Total/NA	Water	7470A	
240-1728-48 MSD	EQUIP RINSATE 2-1-11	Total/NA	Water	7470A	

Metals (Continued)

Prep Batch: 9905 (Continued)

Lab Sample ID	Client Sample ID	Prep Type	Matrix	Method	Prep Batch
LCS 240-9905/2-A	Lab Control Sample	Total/NA	Water	7470A	
MB 240-9905/1-A	Method Blank	Total/NA	Water	7470A	

Prep Batch: 10075

Lab Sample ID	Client Sample ID	Prep Type	Matrix	Method	Prep Batch
240-1728-48	EQUIP RINSATE 2-1-11	Total Recoverable	Water	3005A	
LCS 240-10075/2-A ^10	Lab Control Sample	Total Recoverable	Water	3005A	
MB 240-10075/1-A	Method Blank	Total Recoverable	Water	3005A	

Analysis Batch: 10288

Lab Sample ID	Client Sample ID	Prep Type	Matrix	Method	Prep Batch
240-1728-48	EQUIP RINSATE 2-1-11	Total/NA	Water	7470A/DOD	9905
240-1728-48 MS	EQUIP RINSATE 2-1-11	Total/NA	Water	7470A/DOD	9905
240-1728-48 MSD	EQUIP RINSATE 2-1-11	Total/NA	Water	7470A/DOD	9905
LCS 240-9905/2-A	Lab Control Sample	Total/NA	Water	7470A/DOD	9905
MB 240-9905/1-A	Method Blank	Total/NA	Water	7470A/DOD	9905

Analysis Batch: 13699

Lab Sample ID	Client Sample ID	Prep Type	Matrix	Method	Prep Batch
240-1728-4	LL3SD-416M-0001-SD	Total/NA	Solid	6020/DOD	8611
240-1728-6	LL3SD-417M-0001-SD	Total/NA	Solid	6020/DOD	8611
240-1728-14	LL2SS-516M-0001-SO	Total/NA	Solid	6020/DOD	8611
240-1728-14 MS	LL2SS-516M-0001-SO	Total/NA	Solid	6020/DOD	8611
240-1728-14 MSD	LL2SS-516M-0001-SO	Total/NA	Solid	6020/DOD	8611
240-1728-18	LL2SS-517M-0001-SO	Total/NA	Solid	6020/DOD	8611
240-1728-20	L12SS-300M-0001-SO	Total/NA	Solid	6020/DOD	8611
240-1728-22	L12SS-301M-0001-SO	Total/NA	Solid	6020/DOD	8611
240-1728-24	LL1SB-644M-0101-SO	Total/NA	Solid	6020/DOD	8611
240-1728-26	LL1SB-644M-0102-SO	Total/NA	Solid	6020/DOD	8611
240-1728-28	LL1SB-644M-0103-SO	Total/NA	Solid	6020/DOD	8611
240-1728-30	LL1SB-645M-0101-SO	Total/NA	Solid	6020/DOD	8922
240-1728-30	LL1SB-645M-0101-SO	Total/NA	Solid	6020/DOD	8922
240-1728-30 MS	LL1SB-645M-0101-SO	Total/NA	Solid	6020/DOD	8922
240-1728-30 MSD	LL1SB-645M-0101-SO	Total/NA	Solid	6020/DOD	8922
240-1728-32	LL1SB-645M-0102-SO	Total/NA	Solid	6020/DOD	8611
240-1728-34	LL1SB-645M-0103-SO	Total/NA	Solid	6020/DOD	8611
240-1728-48	EQUIP RINSATE 2-1-11	Total Recoverable	Water	6020/DOD	10075
LCS 240-10075/2-A ^10	Lab Control Sample	Total Recoverable	Water	6020/DOD	10075
LCS 240-8611/2-A ^10	Lab Control Sample	Total/NA	Solid	6020/DOD	8611
LCS 240-8922/2-A ^10	Lab Control Sample	Total/NA	Solid	6020/DOD	8922
MB 240-10075/1-A	Method Blank	Total Recoverable	Water	6020/DOD	10075
MB 240-8611/1-A	Method Blank	Total/NA	Solid	6020/DOD	8611
MB 240-8922/1-A	Method Blank	Total/NA	Solid	6020/DOD	8922

Analysis Batch: 13778

Lab Sample ID	Client Sample ID	Prep Type	Matrix	Method	Prep Batch
240-1728-4	LL3SD-416M-0001-SD	Total/NA	Solid	6020/DOD	8611
240-1728-6	LL3SD-417M-0001-SD	Total/NA	Solid	6020/DOD	8611
240-1728-14	LL2SS-516M-0001-SO	Total/NA	Solid	6020/DOD	8611
240-1728-14 MS	LL2SS-516M-0001-SO	Total/NA	Solid	6020/DOD	8611
240-1728-14 MSD	LL2SS-516M-0001-SO	Total/NA	Solid	6020/DOD	8611
240-1728-18	LL2SS-517M-0001-SO	Total/NA	Solid	6020/DOD	8611

Metals (Continued)

Analysis Batch: 13778 (Continued)

Lab Sample ID	Client Sample ID	Prep Type	Matrix	Method	Prep Batch
240-1728-20	L12SS-300M-0001-SO	Total/NA	Solid	6020/DOD	8611
240-1728-22	L12SS-301M-0001-SO	Total/NA	Solid	6020/DOD	8611
240-1728-24	LL1SB-644M-0101-SO	Total/NA	Solid	6020/DOD	8611
240-1728-26	LL1SB-644M-0102-SO	Total/NA	Solid	6020/DOD	8611
240-1728-28	LL1SB-644M-0103-SO	Total/NA	Solid	6020/DOD	8611
240-1728-32	LL1SB-645M-0102-SO	Total/NA	Solid	6020/DOD	8611
240-1728-34	LL1SB-645M-0103-SO	Total/NA	Solid	6020/DOD	8611
LCS 240-8611/2-A	Lab Control Sample	Total/NA	Solid	6020/DOD	8611
MB 240-8611/1-A	Method Blank	Total/NA	Solid	6020/DOD	8611

Prep Batch: 14048

Lab Sample ID	Client Sample ID	Prep Type	Matrix	Method	Prep Batch
240-1728-14	LL2SS-516M-0001-SO	Total/NA	Solid	3050B	7765
240-1728-14 MS	LL2SS-516M-0001-SO	Total/NA	Solid	3050B	7765
240-1728-14 MSD	LL2SS-516M-0001-SO	Total/NA	Solid	3050B	7765
LCS 240-14048/2-A ^10	Lab Control Sample	Total/NA	Solid	3050B	
MB 240-14048/1-A	Method Blank	Total/NA	Solid	3050B	

Analysis Batch: 14738

Lab Sample ID	Client Sample ID	Prep Type	Matrix	Method	Prep Batch
240-1728-14	LL2SS-516M-0001-SO	Total/NA	Solid	6020/DOD	14048
240-1728-14 MS	LL2SS-516M-0001-SO	Total/NA	Solid	6020/DOD	14048
240-1728-14 MSD	LL2SS-516M-0001-SO	Total/NA	Solid	6020/DOD	14048
LCS 240-14048/2-A ^10	Lab Control Sample	Total/NA	Solid	6020/DOD	14048
MB 240-14048/1-A	Method Blank	Total/NA	Solid	6020/DOD	14048

General Chemistry

Analysis Batch: 7391

Lab Sample ID	Client Sample ID	Prep Type	Matrix	Method	Prep Batch
240-1728-48	EQUIP RINSATE 2-1-11	Total/NA	Water	7196A	
240-1728-48 MS	EQUIP RINSATE 2-1-11	Total/NA	Water	7196A	
240-1728-48 MSD	EQUIP RINSATE 2-1-11	Total/NA	Water	7196A	
LCS 240-7391/4	Lab Control Sample	Total/NA	Water	7196A	
MB 240-7391/3	Method Blank	Total/NA	Water	7196A	

Analysis Batch: 7732

Lab Sample ID	Client Sample ID	Prep Type	Matrix	Method	Prep Batch
240-1728-5	LL3SD-416V-0001-SD	Total/NA	Solid	Moisture	
240-1728-7	LL3SD-417V-0001-SD	Total/NA	Solid	Moisture	
240-1728-15	LL2SS-516V-0001-SO	Total/NA	Solid	Moisture	
240-1728-15 DU	LL2SS-516V-0001-SO	Total/NA	Solid	Moisture	
240-1728-19	LL2SS-517V-0001-SO	Total/NA	Solid	Moisture	
240-1728-21	L12SS-300V-0001-SO	Total/NA	Solid	Moisture	
240-1728-23	L12SS-301V-0001-SO	Total/NA	Solid	Moisture	

Leach Batch: 7765

Lab Sample ID	Client Sample ID	Prep Type	Matrix	Method	Prep Batch
240-1728-4	LL3SD-416M-0001-SD	Total/NA	Solid	Increm, Prep	
240-1728-6	LL3SD-417M-0001-SD	Total/NA	Solid	Increm, Prep	
240-1728-14	LL2SS-516M-0001-SO	Total/NA	Solid	Increm, Prep	
240-1728-18	LL2SS-517M-0001-SO	Total/NA	Solid	Increm, Prep	

General Chemistry (Continued)

Leach Batch: 7765 (Continued)

Lab Sample ID	Client Sample ID	Prep Type	Matrix	Method	Prep Batch
240-1728-20	L12SS-300M-0001-SO	Total/NA	Solid	Increm, Prep	
240-1728-22	L12SS-301M-0001-SO	Total/NA	Solid	Increm, Prep	
240-1728-24	LL1SB-644M-0101-SO	Total/NA	Solid	Increm, Prep	
240-1728-26	LL1SB-644M-0102-SO	Total/NA	Solid	Increm, Prep	
240-1728-28	LL1SB-644M-0103-SO	Total/NA	Solid	Increm, Prep	
240-1728-30	LL1SB-645M-0101-SO	Total/NA	Solid	Increm, Prep	

Leach Batch: 7766

Lab Sample ID	Client Sample ID	Prep Type	Matrix	Method	Prep Batch
240-1728-32	LL1SB-645M-0102-SO	Total/NA	Solid	Increm, Prep	
240-1728-34	LL1SB-645M-0103-SO	Total/NA	Solid	Increm, Prep	

Analysis Batch: 8263

Lab Sample ID	Client Sample ID	Prep Type	Matrix	Method	Prep Batch
240-1728-1	LL2SB-512M-0101-SO	Total/NA	Solid	Moisture	
240-1728-1 DU	LL2SB-512M-0101-SO	Total/NA	Solid	Moisture	
240-1728-2	LL2SB-512M-0102-SO	Total/NA	Solid	Moisture	
240-1728-3	LL2SB-512M-0103-SO	Total/NA	Solid	Moisture	
240-1728-4	LL3SD-416M-0001-SD	Total/NA	Solid	Moisture	
240-1728-6	LL3SD-417M-0001-SD	Total/NA	Solid	Moisture	
240-1728-8	LL3SS-419M-0001-SO	Total/NA	Solid	Moisture	
240-1728-8 DU	LL3SS-419M-0001-SO	Total/NA	Solid	Moisture	
240-1728-10	LL3SS-420M-0001-SO	Total/NA	Solid	Moisture	
240-1728-11	LL3SS-421M-0001-SO	Total/NA	Solid	Moisture	
240-1728-14	LL2SS-516M-0001-SO	Total/NA	Solid	Moisture	
240-1728-14 DU	LL2SS-516M-0001-SO	Total/NA	Solid	Moisture	
240-1728-20	L12SS-300M-0001-SO	Total/NA	Solid	Moisture	
240-1728-22	L12SS-301M-0001-SO	Total/NA	Solid	Moisture	
240-1728-22 DU	L12SS-301M-0001-SO	Total/NA	Solid	Moisture	

Analysis Batch: 8464

Lab Sample ID	Client Sample ID	Prep Type	Matrix	Method	Prep Batch
240-1728-12	LL3SB-422M-0001-SO	Total/NA	Solid	Moisture	
240-1728-12 DU	LL3SB-422M-0001-SO	Total/NA	Solid	Moisture	
240-1728-13	LL2SS-519M-0001-SO	Total/NA	Solid	Moisture	
240-1728-18	LL2SS-517M-0001-SO	Total/NA	Solid	Moisture	
240-1728-24	LL1SB-644M-0101-SO	Total/NA	Solid	Moisture	
240-1728-26	LL1SB-644M-0102-SO	Total/NA	Solid	Moisture	
240-1728-28	LL1SB-644M-0103-SO	Total/NA	Solid	Moisture	
240-1728-30	LL1SB-645M-0101-SO	Total/NA	Solid	Moisture	
240-1728-30 DU	LL1SB-645M-0101-SO	Total/NA	Solid	Moisture	
240-1728-32	LL1SB-645M-0102-SO	Total/NA	Solid	Moisture	
240-1728-34	LL1SB-645M-0103-SO	Total/NA	Solid	Moisture	
240-1728-36	LL1SB-643M-0101-SO	Total/NA	Solid	Moisture	
240-1728-37	LL1SB-643M-0102-SO	Total/NA	Solid	Moisture	
240-1728-37 DU	LL1SB-643M-0102-SO	Total/NA	Solid	Moisture	
240-1728-38	LL1SB-643M-0103-SO	Total/NA	Solid	Moisture	
240-1728-39	LL1SB-640M-0101-SO	Total/NA	Solid	Moisture	
240-1728-40	LL1SB-640M-0102-SO	Total/NA	Solid	Moisture	
240-1728-41	LL1SB-640M-0103-SO	Total/NA	Solid	Moisture	
240-1728-42	LL1SB-641M-0101-SO	Total/NA	Solid	Moisture	
240-1728-43	LL1SB-641M-0102-SO	Total/NA	Solid	Moisture	

General Chemistry (Continued)

Analysis Batch: 8464 (Continued)

Lab Sample ID	Client Sample ID	Prep Type	Matrix	Method	Prep Batch
240-1728-44	LL1SB-641M-0103-SO	Total/NA	Solid	Moisture	
240-1728-45	LL1SB-642M-0101-SO	Total/NA	Solid	Moisture	
240-1728-46	LL1SB-642M-0102-SO	Total/NA	Solid	Moisture	
240-1728-46 DU	LL1SB-642M-0102-SO	Total/NA	Solid	Moisture	
240-1728-47	LL1SB-642M-0103-SO	Total/NA	Solid	Moisture	

Prep Batch: 8820

Lab Sample ID	Client Sample ID	Prep Type	Matrix	Method	Prep Batch
240-1728-4	LL3SD-416M-0001-SD	Total/NA	Solid	3060A	7765
240-1728-6	LL3SD-417M-0001-SD	Total/NA	Solid	3060A	7765
240-1728-14	LL2SS-516M-0001-SO	Total/NA	Solid	3060A	7765
240-1728-18	LL2SS-517M-0001-SO	Total/NA	Solid	3060A	7765
240-1728-20	L12SS-300M-0001-SO	Total/NA	Solid	3060A	7765
240-1728-22	L12SS-301M-0001-SO	Total/NA	Solid	3060A	7765
240-1728-24	LL1SB-644M-0101-SO	Total/NA	Solid	3060A	7765
240-1728-26	LL1SB-644M-0102-SO	Total/NA	Solid	3060A	7765
240-1728-28	LL1SB-644M-0103-SO	Total/NA	Solid	3060A	7765
240-1728-30	LL1SB-645M-0101-SO	Total/NA	Solid	3060A	7765
240-1728-32	LL1SB-645M-0102-SO	Total/NA	Solid	3060A	7766
240-1728-34	LL1SB-645M-0103-SO	Total/NA	Solid	3060A	7766
LCSI 240-8820/5-A	Lab Control Sample	Total/NA	Solid	3060A	
LCSS 240-8820/4-A	Lab Control Sample	Total/NA	Solid	3060A	
MB 240-8820/3-A	Method Blank	Total/NA	Solid	3060A	

Analysis Batch: 9165

Lab Sample ID	Client Sample ID	Prep Type	Matrix	Method	Prep Batch
240-1728-4	LL3SD-416M-0001-SD	Total/NA	Solid	7196A	8820
240-1728-6	LL3SD-417M-0001-SD	Total/NA	Solid	7196A	8820
240-1728-14	LL2SS-516M-0001-SO	Total/NA	Solid	7196A	8820
240-1728-18	LL2SS-517M-0001-SO	Total/NA	Solid	7196A	8820
240-1728-20	L12SS-300M-0001-SO	Total/NA	Solid	7196A	8820
240-1728-22	L12SS-301M-0001-SO	Total/NA	Solid	7196A	8820
240-1728-24	LL1SB-644M-0101-SO	Total/NA	Solid	7196A	8820
240-1728-26	LL1SB-644M-0102-SO	Total/NA	Solid	7196A	8820
240-1728-28	LL1SB-644M-0103-SO	Total/NA	Solid	7196A	8820
240-1728-30	LL1SB-645M-0101-SO	Total/NA	Solid	7196A	8820
240-1728-32	LL1SB-645M-0102-SO	Total/NA	Solid	7196A	8820
240-1728-34	LL1SB-645M-0103-SO	Total/NA	Solid	7196A	8820
LCSI 240-8820/5-A	Lab Control Sample	Total/NA	Solid	7196A	8820
LCSS 240-8820/4-A	Lab Control Sample	Total/NA	Solid	7196A	8820
MB 240-8820/3-A	Method Blank	Total/NA	Solid	7196A	8820

Analysis Batch: 1201012

Lab Sample ID	Client Sample ID	Prep Type	Matrix	Method	Prep Batch
240-1728-4	LL3SD-416M-0001-SD	Total	Solid	WS-WC-0050	
240-1728-6	LL3SD-417M-0001-SD	Total	Solid	WS-WC-0050	
240-1728-14	LL2SS-516M-0001-SO	Total	Solid	WS-WC-0050	
240-1728-14 MS	LL2SS-516M-0001-SO	Total	Solid	WS-WC-0050	
240-1728-14 MSD	LL2SS-516M-0001-SO	Total	Solid	WS-WC-0050	
240-1728-18	LL2SS-517M-0001-SO	Total	Solid	WS-WC-0050	
240-1728-20	L12SS-300M-0001-SO	Total	Solid	WS-WC-0050	
240-1728-22	L12SS-301M-0001-SO	Total	Solid	WS-WC-0050	

General Chemistry (Continued)

Analysis Batch: 1201012 (Continued)

Lab Sample ID	Client Sample ID	Prep Type	Matrix	Method	Prep Batch
240-1728-24	LL1SB-644M-0101-SO	Total	Solid	WS-WC-0050	
240-1728-26	LL1SB-644M-0102-SO	Total	Solid	WS-WC-0050	
240-1728-28	LL1SB-644M-0103-SO	Total	Solid	WS-WC-0050	
240-1728-30	LL1SB-645M-0101-SO	Total	Solid	WS-WC-0050	
240-1728-32	LL1SB-645M-0102-SO	Total	Solid	WS-WC-0050	
240-1728-34	LL1SB-645M-0103-SO	Total	Solid	WS-WC-0050	
G1G200000012B	Method Blank	Total	Solid	WS-WC-0050	
G1G200000012C	Lab Control Sample	Total	Solid	WS-WC-0050	

Analysis Batch: 1201023

Lab Sample ID	Client Sample ID	Prep Type	Matrix	Method	Prep Batch
240-1728-48	EQUIP RINSATE 2-1-11	Total	Water	WS-WC-0050	
G1G200000023B	Method Blank	Total	Water	WS-WC-0050	
G1G200000023C	Lab Control Sample	Total	Water	WS-WC-0050	

Analysis Batch: 1207150

Lab Sample ID	Client Sample ID	Prep Type	Matrix	Method	Prep Batch
240-1728-4	LL3SD-416M-0001-SD	Total	Solid	D 2216-90	
240-1728-6	LL3SD-417M-0001-SD	Total	Solid	D 2216-90	
240-1728-14	LL2SS-516M-0001-SO	Total	Solid	D 2216-90	
240-1728-18	LL2SS-517M-0001-SO	Total	Solid	D 2216-90	
240-1728-20	L12SS-300M-0001-SO	Total	Solid	D 2216-90	
240-1728-22	L12SS-301M-0001-SO	Total	Solid	D 2216-90	
240-1728-24	LL1SB-644M-0101-SO	Total	Solid	D 2216-90	
240-1728-26	LL1SB-644M-0102-SO	Total	Solid	D 2216-90	
240-1728-28	LL1SB-644M-0103-SO	Total	Solid	D 2216-90	
240-1728-30	LL1SB-645M-0101-SO	Total	Solid	D 2216-90	
240-1728-32	LL1SB-645M-0102-SO	Total	Solid	D 2216-90	
240-1728-34	LL1SB-645M-0103-SO	Total	Solid	D 2216-90	
G1G140492001X	LL3SD-416M-0001-SD DUP	Total	Solid	D 2216-90	

Prep Batch: 1201012_P

Lab Sample ID	Client Sample ID	Prep Type	Matrix	Method	Prep Batch
240-1728-4	LL3SD-416M-0001-SD	Total	Solid	EXTRACTION, SOLID/SOLVENT (Manual)	
240-1728-6	LL3SD-417M-0001-SD	Total	Solid	EXTRACTION, SOLID/SOLVENT (Manual)	
240-1728-14	LL2SS-516M-0001-SO	Total	Solid	EXTRACTION, SOLID/SOLVENT (Manual)	
240-1728-14 MS	LL2SS-516M-0001-SO	Total	Solid	EXTRACTION, SOLID/SOLVENT (Manual)	
240-1728-14 MSD	LL2SS-516M-0001-SO	Total	Solid	EXTRACTION, SOLID/SOLVENT (Manual)	
240-1728-18	LL2SS-517M-0001-SO	Total	Solid	EXTRACTION, SOLID/SOLVENT (Manual)	
240-1728-20	L12SS-300M-0001-SO	Total	Solid	EXTRACTION, SOLID/SOLVENT (Manual)	

General Chemistry (Continued)

Prep Batch: 1201012_P (Continued)

Lab Sample ID	Client Sample ID	Prep Type	Matrix	Method	Prep Batch
240-1728-22	L12SS-301M-0001-SO	Total	Solid	EXTRACTION, SOLID/SOLVENT (Manual)	
240-1728-24	LL1SB-644M-0101-SO	Total	Solid	EXTRACTION, SOLID/SOLVENT (Manual)	
240-1728-26	LL1SB-644M-0102-SO	Total	Solid	EXTRACTION, SOLID/SOLVENT (Manual)	
240-1728-28	LL1SB-644M-0103-SO	Total	Solid	EXTRACTION, SOLID/SOLVENT (Manual)	
240-1728-30	LL1SB-645M-0101-SO	Total	Solid	EXTRACTION, SOLID/SOLVENT (Manual)	
240-1728-32	LL1SB-645M-0102-SO	Total	Solid	EXTRACTION, SOLID/SOLVENT (Manual)	
240-1728-34	LL1SB-645M-0103-SO	Total	Solid	EXTRACTION, SOLID/SOLVENT (Manual)	
G1G200000012B	Method Blank	Total	Solid	EXTRACTION, SOLID/SOLVENT (Manual)	
G1G200000012C	Lab Control Sample	Total	Solid	EXTRACTION, SOLID/SOLVENT (Manual)	

Prep Batch: 1201023_P

Lab Sample ID	Client Sample ID	Prep Type	Matrix	Method	Prep Batch
240-1728-48	EQUIP RINSATE 2-1-11	Total	Water	EXTRACTION, SOLID PHASE	
G1G200000023B	Method Blank	Total	Water	EXTRACTION, SOLID PHASE	
G1G200000023C	Lab Control Sample	Total	Water	EXTRACTION, SOLID PHASE	

Lab Chronicle

Client: Prudent Technologies, Inc
Project/Site: RVAAP

TestAmerica Job ID: 240-1728-1

Client Sample ID: LL2SB-512M-0101-SO — Lab Sample ID: 240-1728-1

Date Collected: 07/01/11 15:50 — **Matrix: Solid**
Date Received: 07/06/11 13:15 — **Percent Solids: 97.9**

Prep Type	Batch Type	Batch Method	Run	Dilution Factor	Batch Number	Prepared Or Analyzed	Analyst	Lab
Total/NA	Leach	Increm, Prep			7765	07/08/11 15:32	DJ	TAL NC
Total/NA	Prep	3540C			8237	07/13/11 11:10	SM	TAL NC
Total/NA	Analysis	8270C/DoD		1	10479	08/01/11 19:30	MU	TAL NC
Total/NA	Analysis	Moisture		1	8263	07/13/11 12:47	CN	TAL NC

Client Sample ID: LL2SB-512M-0102-SO — Lab Sample ID: 240-1728-2

Date Collected: 07/01/11 15:50 — **Matrix: Solid**
Date Received: 07/06/11 13:15 — **Percent Solids: 97.6**

Prep Type	Batch Type	Batch Method	Run	Dilution Factor	Batch Number	Prepared Or Analyzed	Analyst	Lab
Total/NA	Leach	Increm, Prep			7765	07/08/11 15:32	DJ	TAL NC
Total/NA	Prep	3540C			8237	07/13/11 11:10	SM	TAL NC
Total/NA	Analysis	8270C/DoD		1	10479	08/01/11 13:13	MU	TAL NC
Total/NA	Analysis	Moisture		1	8263	07/13/11 12:47	CN	TAL NC

Client Sample ID: LL2SB-512M-0103-SO — Lab Sample ID: 240-1728-3

Date Collected: 07/01/11 15:50 — **Matrix: Solid**
Date Received: 07/06/11 13:15 — **Percent Solids: 98.2**

Prep Type	Batch Type	Batch Method	Run	Dilution Factor	Batch Number	Prepared Or Analyzed	Analyst	Lab
Total/NA	Leach	Increm, Prep			7765	07/08/11 15:32	DJ	TAL NC
Total/NA	Prep	3540C			8237	07/13/11 11:10	SM	TAL NC
Total/NA	Analysis	8270C/DoD		1	10479	08/01/11 13:32	MU	TAL NC
Total/NA	Analysis	Moisture		1	8263	07/13/11 12:47	CN	TAL NC

Client Sample ID: LL3SD-416M-0001-SD — Lab Sample ID: 240-1728-4

Date Collected: 07/02/11 08:50 — **Matrix: Solid**
Date Received: 07/06/11 13:15 — **Percent Solids: 98.0**

Prep Type	Batch Type	Batch Method	Run	Dilution Factor	Batch Number	Prepared Or Analyzed	Analyst	Lab
Total/NA	Leach	Increm, Prep			7765	07/08/11 15:32	DJ	TAL NC
Total/NA	Prep	3540C			8237	07/13/11 11:10	SM	TAL NC
Total/NA	Analysis	8270C/DoD		20	10479	08/01/11 18:52	MU	TAL NC
Total/NA	Leach	Increm, Prep			7765	07/08/11 15:32	DJ	TAL NC
Total/NA	Prep	3540C			8260	07/13/11 12:29	BM	TAL NC
Total/NA	Analysis	8081/DOD		50	10912	08/04/11 21:05	CV	TAL NC
Total/NA	Prep	3540C			8270	07/13/11 13:31	BM	TAL NC
Total/NA	Analysis	8082/DOD		1	9102	07/20/11 20:30	LH	TAL NC
Total	Prep	3550A			1196121_P	07/15/11 12:00	TQP	TAL WSC
Total	Analysis	8330 (Modified)		0.98	1196121	07/27/11 16:41	NS	TAL WSC
Total	Prep	8330			1196123_P	07/15/11 12:00	TQP	TAL WSC
Total	Analysis	8330/8330A		0.99	1196123	07/29/11 02:47	NS	TAL WSC
Total/NA	Leach	Increm, Prep			7765	07/08/11 15:32	DJ	TAL NC
Total/NA	Prep	3050B			8611	07/15/11 12:40	DE	TAL NC
Total/NA	Analysis	6020/DOD		10	13699	08/29/11 14:16	NJM	TAL NC

Lab Chronicle

Client: Prudent Technologies, Inc
Project/Site: RVAAP

TestAmerica Job ID: 240-1728-1

Client Sample ID: LL3SD-416M-0001-SD — Lab Sample ID: 240-1728-4

Date Collected: 07/02/11 08:50 — **Matrix: Solid**
Date Received: 07/06/11 13:15 — **Percent Solids: 98.0**

Prep Type	Batch Type	Batch Method	Run	Dilution Factor	Batch Number	Prepared Or Analyzed	Analyst	Lab
Total/NA	Analysis	6020/DOD		1	13778	08/25/11 22:49	NJM	TAL NC
Total/NA	Prep	7471A			8619	07/15/11 15:30	DE	TAL NC
Total/NA	Analysis	7471/DOD		1	8899	07/18/11 17:06	BD	TAL NC
Total/NA	Analysis	Moisture		1	8263	07/13/11 12:47	CN	TAL NC
Total/NA	Leach	Increm, Prep			7765	07/08/11 15:32	DJ	TAL NC
Total/NA	Prep	3060A			8820	07/18/11 14:13	LG	TAL NC
Total/NA	Analysis	7196A		1	9165	07/20/11 16:15	JM	TAL NC
Total	Prep	EXTRACTION, SOLID/SOLVENT (Manual)			1201012_P	07/20/11 05:35	HJA	TAL WSC
Total	Analysis	WS-WC-0050		1	1201012	07/21/11 12:43	JR	TAL WSC
Total	Analysis	D 2216-90		1	1207150	07/27/11 11:29	KG	TAL WSC

Client Sample ID: LL3SD-416V-0001-SD — Lab Sample ID: 240-1728-5

Date Collected: 07/02/11 08:50 — **Matrix: Solid**
Date Received: 07/06/11 13:15 — **Percent Solids: 81.2**

Prep Type	Batch Type	Batch Method	Run	Dilution Factor	Batch Number	Prepared Or Analyzed	Analyst	Lab
Total/NA	Prep	5035			8134	07/12/11 15:40	TS	TAL NC
Total/NA	Analysis	8260B/DoD		1	8086	07/12/11 21:37	SM	TAL NC
Total/NA	Analysis	Moisture		1	7732	07/08/11 13:35	AM	TAL NC

Client Sample ID: LL3SD-417M-0001-SD — Lab Sample ID: 240-1728-6

Date Collected: 07/02/11 08:50 — **Matrix: Solid**
Date Received: 07/06/11 13:15 — **Percent Solids: 98.0**

Prep Type	Batch Type	Batch Method	Run	Dilution Factor	Batch Number	Prepared Or Analyzed	Analyst	Lab
Total/NA	Leach	Increm, Prep			7765	07/08/11 15:32	DJ	TAL NC
Total/NA	Prep	3540C			8237	07/13/11 11:10	SM	TAL NC
Total/NA	Analysis	8270C/DoD		6.667	10479	08/01/11 18:15	MU	TAL NC
Total/NA	Leach	Increm, Prep			7765	07/08/11 15:32	DJ	TAL NC
Total/NA	Prep	3540C			8260	07/13/11 12:29	BM	TAL NC
Total/NA	Analysis	8081/DOD		50	10329	07/31/11 00:13	CR	TAL NC
Total/NA	Prep	3540C			8270	07/13/11 13:31	BM	TAL NC
Total/NA	Analysis	8082/DOD		1	9102	07/20/11 20:45	LH	TAL NC
Total	Prep	3550A			1196121_P	07/15/11 12:00	TQP	TAL WSC
Total	Analysis	8330 (Modified)		0.97	1196121	07/27/11 16:55	NS	TAL WSC
Total	Prep	8330			1196123_P	07/15/11 12:00	TQP	TAL WSC
Total	Analysis	8330/8330A		0.96	1196123	07/29/11 03:27	NS	TAL WSC
Total/NA	Leach	Increm, Prep			7765	07/08/11 15:32	DJ	TAL NC
Total/NA	Prep	3050B			8611	07/15/11 12:40	DE	TAL NC
Total/NA	Analysis	6020/DOD		10	13699	08/29/11 14:51	NJM	TAL NC
Total/NA	Analysis	6020/DOD		1	13778	08/25/11 23:24	NJM	TAL NC
Total/NA	Prep	7471A			8619	07/15/11 15:30	DE	TAL NC
Total/NA	Analysis	7471/DOD		1	8899	07/18/11 17:13	BD	TAL NC

Client Sample ID: LL3SD-417M-0001-SD — Lab Sample ID: 240-1728-6

Date Collected: 07/02/11 08:50 — **Matrix: Solid**
Date Received: 07/06/11 13:15

Prep Type	Batch Type	Batch Method	Run	Dilution Factor	Batch Number	Prepared Or Analyzed	Analyst	Lab
Total/NA	Analysis	Moisture		1	8263	07/13/11 12:47	CN	TAL NC
Total/NA	Leach	Increm, Prep			7765	07/08/11 15:32	DJ	TAL NC
Total/NA	Prep	3060A			8820	07/18/11 14:13	LG	TAL NC
Total/NA	Analysis	7196A		1	9165	07/20/11 16:16	JM	TAL NC
Total	Prep	EXTRACTION, SOLID/SOLVENT (Manual)			1201012_P	07/20/11 05:35	HJA	TAL WSC
Total	Analysis	WS-WC-0050		1	1201012	07/21/11 12:45	JR	TAL WSC
Total	Analysis	D 2216-90		1	1207150	07/27/11 11:29	KG	TAL WSC

Client Sample ID: LL3SD-417V-0001-SD — Lab Sample ID: 240-1728-7

Date Collected: 07/02/11 08:50 — **Matrix: Solid**
Date Received: 07/06/11 13:15 — **Percent Solids: 84.0**

Prep Type	Batch Type	Batch Method	Run	Dilution Factor	Batch Number	Prepared Or Analyzed	Analyst	Lab
Total/NA	Prep	5035			8134	07/12/11 15:40	TS	TAL NC
Total/NA	Analysis	8260B/DoD		1	8086	07/12/11 21:58	SM	TAL NC
Total/NA	Analysis	Moisture		1	7732	07/08/11 13:35	AM	TAL NC

Client Sample ID: LL3SS-419M-0001-SO — Lab Sample ID: 240-1728-8

Date Collected: 07/02/11 12:30 — **Matrix: Solid**
Date Received: 07/06/11 13:15 — **Percent Solids: 99.0**

Prep Type	Batch Type	Batch Method	Run	Dilution Factor	Batch Number	Prepared Or Analyzed	Analyst	Lab
Total/NA	Leach	Increm, Prep			7765	07/08/11 15:32	DJ	TAL NC
Total/NA	Prep	3540C			8237	07/13/11 11:10	SM	TAL NC
Total/NA	Analysis	8270C/DoD		2	10479	08/01/11 15:07	MU	TAL NC
Total/NA	Analysis	Moisture		1	8263	07/13/11 18:08	CN	TAL NC

Client Sample ID: LL3SS-420M-0001-SO — Lab Sample ID: 240-1728-10

Date Collected: 07/02/11 12:30 — **Matrix: Solid**
Date Received: 07/06/11 13:15 — **Percent Solids: 98.4**

Prep Type	Batch Type	Batch Method	Run	Dilution Factor	Batch Number	Prepared Or Analyzed	Analyst	Lab
Total/NA	Leach	Increm, Prep			7765	07/08/11 15:32	DJ	TAL NC
Total/NA	Prep	3540C			8237	07/13/11 11:10	SM	TAL NC
Total/NA	Analysis	8270C/DoD		1	11269	08/08/11 16:41	MU	TAL NC
Total/NA	Analysis	Moisture		1	8263	07/13/11 18:08	CN	TAL NC

Client Sample ID: LL3SS-421M-0001-SO — Lab Sample ID: 240-1728-11

Date Collected: 07/02/11 15:00 — **Matrix: Solid**
Date Received: 07/06/11 13:15 — **Percent Solids: 97.7**

Prep Type	Batch Type	Batch Method	Run	Dilution Factor	Batch Number	Prepared Or Analyzed	Analyst	Lab
Total/NA	Leach	Increm, Prep			7765	07/08/11 15:32	DJ	TAL NC

Lab Chronicle

Client: Prudent Technologies, Inc
Project/Site: RVAAP

TestAmerica Job ID: 240-1728-1

Client Sample ID: LL3SS-421M-0001-SO — Lab Sample ID: 240-1728-11

Date Collected: 07/02/11 15:00 — **Matrix: Solid**
Date Received: 07/06/11 13:15 — **Percent Solids: 97.7**

Prep Type	Batch Type	Batch Method	Run	Dilution Factor	Batch Number	Prepared Or Analyzed	Analyst	Lab
Total/NA	Prep	3540C			8237	07/13/11 11:10	SM	TAL NC
Total/NA	Analysis	8270C/DoD		1	10479	08/01/11 19:49	MU	TAL NC
Total/NA	Analysis	Moisture		1	8263	07/13/11 18:08	CN	TAL NC

Client Sample ID: LL3SB-422M-0001-SO — Lab Sample ID: 240-1728-12

Date Collected: 07/02/11 15:00 — **Matrix: Solid**
Date Received: 07/06/11 13:15 — **Percent Solids: 98.2**

Prep Type	Batch Type	Batch Method	Run	Dilution Factor	Batch Number	Prepared Or Analyzed	Analyst	Lab
Total/NA	Leach	Increm, Prep			7765	07/08/11 15:32	DJ	TAL NC
Total/NA	Prep	3540C			8437	07/14/11 10:52	AK	TAL NC
Total/NA	Analysis	8270C/DoD		1	10257	07/29/11 19:49	MU	TAL NC
Total/NA	Analysis	Moisture		1	8464	07/14/11 13:19	CN	TAL NC

Client Sample ID: LL2SS-519M-0001-SO — Lab Sample ID: 240-1728-13

Date Collected: 07/02/11 16:15 — **Matrix: Solid**
Date Received: 07/06/11 13:15 — **Percent Solids: 98.1**

Prep Type	Batch Type	Batch Method	Run	Dilution Factor	Batch Number	Prepared Or Analyzed	Analyst	Lab
Total/NA	Leach	Increm, Prep			7765	07/08/11 15:32	DJ	TAL NC
Total/NA	Prep	3540C			8437	07/14/11 10:52	AK	TAL NC
Total/NA	Analysis	8270C/DoD		1	10257	07/29/11 20:08	MU	TAL NC
Total/NA	Leach	Increm, Prep			7765	07/08/11 15:32	DJ	TAL NC
Total/NA	Prep	3540C			8599	07/15/11 11:34	SM	TAL NC
Total/NA	Analysis	8082/DOD		5	9453	07/22/11 18:21	LH	TAL NC
Total/NA	Analysis	Moisture		1	8464	07/14/11 13:19	CN	TAL NC

Client Sample ID: LL2SS-516M-0001-SO — Lab Sample ID: 240-1728-14

Date Collected: 07/03/11 09:45 — **Matrix: Solid**
Date Received: 07/06/11 13:15 — **Percent Solids: 98.1**

Prep Type	Batch Type	Batch Method	Run	Dilution Factor	Batch Number	Prepared Or Analyzed	Analyst	Lab
Total/NA	Leach	Increm, Prep			7765	07/08/11 15:32	DJ	TAL NC
Total/NA	Prep	3540C			8437	07/14/11 10:52	AK	TAL NC
Total/NA	Analysis	8270C/DoD		4	10338	07/30/11 19:53	MU	TAL NC
Total/NA	Leach	Increm, Prep			7765	07/08/11 15:32	DJ	TAL NC
Total/NA	Prep	3540C			8605	07/15/11 12:19	SM	TAL NC
Total/NA	Analysis	8081/DOD		20	10598	08/02/11 21:35	CV	TAL NC
Total/NA	Prep	3540C			8599	07/15/11 11:34	SM	TAL NC
Total/NA	Analysis	8082/DOD		5	9453	07/22/11 18:36	LH	TAL NC
Total	Prep	3550A			1196121_P	07/15/11 12:00	TQP	TAL WSC
Total	Analysis	8330 (Modified)		0.98	1196121	07/27/11 17:09	NS	TAL WSC
Total	Prep	8330			1196123_P	07/15/11 12:00	TQP	TAL WSC
Total	Analysis	8330/8330A		1	1196123	07/29/11 04:07	NS	TAL WSC
Total/NA	Leach	Increm, Prep			7765	07/08/11 15:32	DJ	TAL NC

Lab Chronicle

Client: Prudent Technologies, Inc
Project/Site: RVAAP

TestAmerica Job ID: 240-1728-1

Client Sample ID: LL2SS-516M-0001-SO — Lab Sample ID: 240-1728-14

Date Collected: 07/03/11 09:45 — **Matrix: Solid**
Date Received: 07/06/11 13:15 — **Percent Solids: 98.1**

Prep Type	Batch Type	Batch Method	Run	Dilution Factor	Batch Number	Prepared Or Analyzed	Analyst	Lab
Total/NA	Prep	3050B			8611	07/15/11 12:40	DE	TAL NC
Total/NA	Analysis	6020/DOD		5	13699	08/29/11 13:49	NJM	TAL NC
Total/NA	Analysis	6020/DOD		1	13778	08/25/11 22:20	NJM	TAL NC
Total/NA	Prep	3050B			14048	09/01/11 09:48	DE	TAL NC
Total/NA	Analysis	6020/DOD		1	14738	09/08/11 10:53	KC	TAL NC
Total/NA	Prep	7471A			8619	07/15/11 15:30	DE	TAL NC
Total/NA	Analysis	7471/DOD		1	8899	07/18/11 17:02	BD	TAL NC
Total/NA	Analysis	Moisture		1	8263	07/13/11 18:08	CN	TAL NC
Total/NA	Leach	Increm, Prep			7765	07/08/11 15:32	DJ	TAL NC
Total/NA	Prep	3060A			8820	07/18/11 14:13	LG	TAL NC
Total/NA	Analysis	7196A		1	9165	07/20/11 16:20	JM	TAL NC
Total	Prep	EXTRACTION, SOLID/SOLVENT (Manual)			1201012_P	07/20/11 05:35	HJA	TAL WSC
Total	Analysis	WS-WC-0050		1	1201012	07/21/11 12:47	JR	TAL WSC
Total	Analysis	D 2216-90		1	1207150	07/27/11 11:30	KG	TAL WSC

Client Sample ID: LL2SS-516V-0001-SO — Lab Sample ID: 240-1728-15

Date Collected: 07/03/11 09:50 — **Matrix: Solid**
Date Received: 07/06/11 13:15 — **Percent Solids: 87.6**

Prep Type	Batch Type	Batch Method	Run	Dilution Factor	Batch Number	Prepared Or Analyzed	Analyst	Lab
Total/NA	Prep	5035			8134	07/12/11 15:40	TS	TAL NC
Total/NA	Analysis	8260B/DoD		1	8086	07/12/11 22:20	SM	TAL NC
Total/NA	Analysis	Moisture		1	7732	07/08/11 13:35	AM	TAL NC

Client Sample ID: LL2SS-517M-0001-SO — Lab Sample ID: 240-1728-18

Date Collected: 07/03/11 09:45 — **Matrix: Solid**
Date Received: 07/06/11 13:15 — **Percent Solids: 98.0**

Prep Type	Batch Type	Batch Method	Run	Dilution Factor	Batch Number	Prepared Or Analyzed	Analyst	Lab
Total/NA	Leach	Increm, Prep			7765	07/08/11 15:32	DJ	TAL NC
Total/NA	Prep	3540C			8237	07/13/11 11:10	SM	TAL NC
Total/NA	Analysis	8270C/DoD		4	10479	08/01/11 18:34	MU	TAL NC
Total/NA	Leach	Increm, Prep			7765	07/08/11 15:32	DJ	TAL NC
Total/NA	Prep	3540C			8260	07/13/11 12:29	BM	TAL NC
Total/NA	Analysis	8081/DOD		50	10329	07/31/11 00:43	CR	TAL NC
Total/NA	Prep	3540C			8270	07/13/11 13:31	BM	TAL NC
Total/NA	Analysis	8082/DOD		1	9102	07/20/11 20:59	LH	TAL NC
Total	Prep	3550A			1196121_P	07/15/11 12:00	TQP	TAL WSC
Total	Analysis	8330 (Modified)		1	1196121	07/27/11 17:52	NS	TAL WSC
Total	Prep	8330			1196123_P	07/15/11 12:00	TQP	TAL WSC
Total	Analysis	8330/8330A		1	1196123	07/29/11 06:07	NS	TAL WSC
Total/NA	Leach	Increm, Prep			7765	07/08/11 15:32	DJ	TAL NC
Total/NA	Prep	3050B			8611	07/15/11 12:40	DE	TAL NC

Client Sample ID: LL2SS-517M-0001-SO — Lab Sample ID: 240-1728-18

Date Collected: 07/03/11 09:45 — **Matrix: Solid**
Date Received: 07/06/11 13:15 — **Percent Solids: 98.0**

Prep Type	Batch Type	Batch Method	Run	Dilution Factor	Batch Number	Prepared Or Analyzed	Analyst	Lab
Total/NA	Analysis	6020/DOD		10	13699	08/29/11 14:46	NJM	TAL NC
Total/NA	Analysis	6020/DOD		1	13778	08/25/11 23:19	NJM	TAL NC
Total/NA	Prep	7471A			8619	07/15/11 15:30	DE	TAL NC
Total/NA	Analysis	7471/DOD		1	8899	07/18/11 17:12	BD	TAL NC
Total/NA	Analysis	Moisture		1	8464	07/14/11 13:19	CN	TAL NC
Total/NA	Leach	Increm, Prep			7765	07/08/11 15:32	DJ	TAL NC
Total/NA	Prep	3060A			8820	07/18/11 14:13	LG	TAL NC
Total/NA	Analysis	7196A		1	9165	07/20/11 16:21	JM	TAL NC
Total	Prep	EXTRACTION, SOLID/SOLVENT (Manual)			1201012_P	07/20/11 05:35	HJA	TAL WSC
Total	Analysis	WS-WC-0050		1	1201012	07/21/11 12:59	JR	TAL WSC
Total	Analysis	D 2216-90		1	1207150	07/27/11 11:30	KG	TAL WSC

Client Sample ID: LL2SS-517V-0001-SO — Lab Sample ID: 240-1728-19

Date Collected: 07/03/11 09:50 — **Matrix: Solid**
Date Received: 07/06/11 13:15 — **Percent Solids: 88.7**

Prep Type	Batch Type	Batch Method	Run	Dilution Factor	Batch Number	Prepared Or Analyzed	Analyst	Lab
Total/NA	Prep	5035			8134	07/12/11 15:40	TS	TAL NC
Total/NA	Analysis	8260B/DoD		1	8086	07/12/11 23:02	SM	TAL NC
Total/NA	Analysis	Moisture		1	7732	07/08/11 13:35	AM	TAL NC

Client Sample ID: L12SS-300M-0001-SO — Lab Sample ID: 240-1728-20

Date Collected: 07/03/11 11:15 — **Matrix: Solid**
Date Received: 07/06/11 13:15 — **Percent Solids: 97.6**

Prep Type	Batch Type	Batch Method	Run	Dilution Factor	Batch Number	Prepared Or Analyzed	Analyst	Lab
Total/NA	Leach	Increm, Prep			7765	07/08/11 15:32	DJ	TAL NC
Total/NA	Prep	3540C			8237	07/13/11 11:10	SM	TAL NC
Total/NA	Analysis	8270C/DoD		12.5	10479	08/01/11 17:56	MU	TAL NC
Total/NA	Leach	Increm, Prep			7765	07/08/11 15:32	DJ	TAL NC
Total/NA	Prep	3540C			8260	07/13/11 12:29	BM	TAL NC
Total/NA	Analysis	8081/DOD		50	10329	07/31/11 01:13	CR	TAL NC
Total/NA	Prep	3540C			8270	07/13/11 13:31	BM	TAL NC
Total/NA	Analysis	8082/DOD		5	9102	07/20/11 21:14	LH	TAL NC
Total	Prep	3550A			1196121_P	07/15/11 12:00	TQP	TAL WSC
Total	Analysis	8330 (Modified)		1	1196121	07/27/11 18:21	NS	TAL WSC
Total	Prep	8330			1196123_P	07/15/11 12:00	TQP	TAL WSC
Total	Analysis	8330/8330A		0.97	1196123	07/29/11 06:47	NS	TAL WSC
Total/NA	Leach	Increm, Prep			7765	07/08/11 15:32	DJ	TAL NC
Total/NA	Prep	3050B			8611	07/15/11 12:40	DE	TAL NC
Total/NA	Analysis	6020/DOD		10	13699	08/29/11 15:05	NJM	TAL NC
Total/NA	Analysis	6020/DOD		1	13778	08/25/11 23:33	NJM	TAL NC
Total/NA	Prep	7471A			8619	07/15/11 15:30	DE	TAL NC

Client Sample ID: L12SS-300M-0001-SO — Lab Sample ID: 240-1728-20

Date Collected: 07/03/11 11:15 — **Matrix: Solid**
Date Received: 07/06/11 13:15 — **Percent Solids: 97.6**

Prep Type	Batch Type	Batch Method	Run	Dilution Factor	Batch Number	Prepared Or Analyzed	Analyst	Lab
Total/NA	Analysis	7471/DOD		1	8899	07/18/11 17:19	BD	TAL NC
Total/NA	Analysis	Moisture		1	8263	07/13/11 18:08	CN	TAL NC
Total/NA	Leach	Increm, Prep			7765	07/08/11 15:32	DJ	TAL NC
Total/NA	Prep	3060A			8820	07/18/11 14:13	LG	TAL NC
Total/NA	Analysis	7196A		1	9165	07/20/11 16:28	JM	TAL NC
Total	Prep	EXTRACTION, SOLID/SOLVENT (Manual)			1201012_P	07/20/11 05:35	HJA	TAL WSC
Total	Analysis	WS-WC-0050		1	1201012	07/21/11 13:01	JR	TAL WSC
Total	Analysis	D 2216-90		1	1207150	07/27/11 11:30	KG	TAL WSC

Client Sample ID: L12SS-300V-0001-SO — Lab Sample ID: 240-1728-21

Date Collected: 07/03/11 11:20 — **Matrix: Solid**
Date Received: 07/06/11 13:15 — **Percent Solids: 91.1**

Prep Type	Batch Type	Batch Method	Run	Dilution Factor	Batch Number	Prepared Or Analyzed	Analyst	Lab
Total/NA	Prep	5035			8134	07/12/11 15:40	TS	TAL NC
Total/NA	Analysis	8260B/DoD		1	8236	07/13/11 13:12	SM	TAL NC
Total/NA	Analysis	Moisture		1	7732	07/08/11 13:35	AM	TAL NC

Client Sample ID: L12SS-301M-0001-SO — Lab Sample ID: 240-1728-22

Date Collected: 07/03/11 11:15 — **Matrix: Solid**
Date Received: 07/06/11 13:15 — **Percent Solids: 97.5**

Prep Type	Batch Type	Batch Method	Run	Dilution Factor	Batch Number	Prepared Or Analyzed	Analyst	Lab
Total/NA	Leach	Increm, Prep			7765	07/08/11 15:32	DJ	TAL NC
Total/NA	Prep	3540C			8237	07/13/11 11:10	SM	TAL NC
Total/NA	Analysis	8270C/DoD		20	10479	08/01/11 17:37	MU	TAL NC
Total/NA	Leach	Increm, Prep			7765	07/08/11 15:32	DJ	TAL NC
Total/NA	Prep	3540C			8260	07/13/11 12:29	BM	TAL NC
Total/NA	Analysis	8081/DOD		50	10329	07/31/11 01:43	CR	TAL NC
Total/NA	Prep	3540C			8270	07/13/11 13:31	BM	TAL NC
Total/NA	Analysis	8082/DOD		5	9102	07/20/11 21:29	LH	TAL NC
Total	Prep	3550A			1196121_P	07/15/11 12:00	TQP	TAL WSC
Total	Analysis	8330 (Modified)		0.99	1196121	07/27/11 18:35	NS	TAL WSC
Total	Prep	8330			1196123_P	07/15/11 12:00	TQP	TAL WSC
Total	Analysis	8330/8330A		1	1196123	07/29/11 07:28	NS	TAL WSC
Total/NA	Leach	Increm, Prep			7765	07/08/11 15:32	DJ	TAL NC
Total/NA	Prep	3050B			8611	07/15/11 12:40	DE	TAL NC
Total/NA	Analysis	6020/DOD		10	13699	08/29/11 14:55	NJM	TAL NC
Total/NA	Analysis	6020/DOD		1	13778	08/25/11 23:29	NJM	TAL NC
Total/NA	Prep	7471A			8619	07/15/11 15:30	DE	TAL NC
Total/NA	Analysis	7471/DOD		1	8899	07/18/11 17:14	BD	TAL NC
Total/NA	Analysis	Moisture		1	8263	07/13/11 18:08	CN	TAL NC
Total/NA	Leach	Increm, Prep			7765	07/08/11 15:32	DJ	TAL NC

Lab Chronicle

Client: Prudent Technologies, Inc
Project/Site: RVAAP

TestAmerica Job ID: 240-1728-1

Client Sample ID: L12SS-301M-0001-SO

Lab Sample ID: 240-1728-22
Date Collected: 07/03/11 11:15
Matrix: Solid
Date Received: 07/06/11 13:15
Percent Solids: 97.5

Prep Type	Batch Type	Batch Method	Run	Dilution Factor	Batch Number	Prepared Or Analyzed	Analyst	Lab
Total/NA	Prep	3060A			8820	07/18/11 14:13	LG	TAL NC
Total/NA	Analysis	7196A		1	9165	07/20/11 16:29	JM	TAL NC
Total	Prep	EXTRACTION, SOLID/SOLVENT (Manual)			1201012_P	07/20/11 05:35	HJA	TAL WSC
Total	Analysis	WS-WC-0050		1	1201012	07/21/11 13:03	JR	TAL WSC
Total	Analysis	D 2216-90		1	1207150	07/27/11 11:30	KG	TAL WSC

Client Sample ID: L12SS-301V-0001-SO

Lab Sample ID: 240-1728-23
Date Collected: 07/03/11 11:20
Matrix: Solid
Date Received: 07/06/11 13:15
Percent Solids: 95.1

Prep Type	Batch Type	Batch Method	Run	Dilution Factor	Batch Number	Prepared Or Analyzed	Analyst	Lab
Total/NA	Prep	5035			8134	07/12/11 15:40	TS	TAL NC
Total/NA	Analysis	8260B/DoD		1	8236	07/13/11 13:34	SM	TAL NC
Total/NA	Analysis	Moisture		1	7732	07/08/11 13:35	AM	TAL NC

Client Sample ID: LL1SB-644M-0101-SO

Lab Sample ID: 240-1728-24
Date Collected: 07/05/11 11:00
Matrix: Solid
Date Received: 07/06/11 13:15
Percent Solids: 99.3

Prep Type	Batch Type	Batch Method	Run	Dilution Factor	Batch Number	Prepared Or Analyzed	Analyst	Lab
Total/NA	Leach	Increm, Prep			7765	07/08/11 15:32	DJ	TAL NC
Total/NA	Prep	3540C			8237	07/13/11 11:10	SM	TAL NC
Total/NA	Analysis	8270C/DoD		1	10479	08/01/11 16:03	MU	TAL NC
Total/NA	Leach	Increm, Prep			7765	07/08/11 15:32	DJ	TAL NC
Total/NA	Prep	3540C			8260	07/13/11 12:29	BM	TAL NC
Total/NA	Analysis	8081/DOD		5	10329	07/31/11 02:12	CR	TAL NC
Total/NA	Prep	3540C			8270	07/13/11 13:31	BM	TAL NC
Total/NA	Analysis	8082/DOD		5	9102	07/20/11 21:44	LH	TAL NC
Total	Prep	3550A			1196121_P	07/15/11 12:00	TQP	TAL WSC
Total	Analysis	8330 (Modified)		0.98	1196121	07/27/11 18:50	NS	TAL WSC
Total	Prep	8330			1196123_P	07/15/11 12:00	TQP	TAL WSC
Total	Analysis	8330/8330A		0.97	1196123	07/28/11 04:45	NS	TAL WSC
Total/NA	Leach	Increm, Prep			7765	07/08/11 15:32	DJ	TAL NC
Total/NA	Prep	3050B			8611	07/15/11 12:40	DE	TAL NC
Total/NA	Analysis	6020/DOD		5	13699	08/29/11 14:21	NJM	TAL NC
Total/NA	Analysis	6020/DOD		1	13778	08/25/11 22:54	NJM	TAL NC
Total/NA	Prep	7471A			8619	07/15/11 15:30	DE	TAL NC
Total/NA	Analysis	7471/DOD		1	8899	07/18/11 17:08	BD	TAL NC
Total/NA	Analysis	Moisture		1	8464	07/14/11 13:19	CN	TAL NC
Total/NA	Leach	Increm, Prep			7765	07/08/11 15:32	DJ	TAL NC
Total/NA	Prep	3060A			8820	07/18/11 14:13	LG	TAL NC
Total/NA	Analysis	7196A		1	9165	07/20/11 16:32	JM	TAL NC

Client Sample ID: LL1SB-644M-0101-SO — Lab Sample ID: 240-1728-24

Date Collected: 07/05/11 11:00 — **Matrix: Solid**
Date Received: 07/06/11 13:15

Prep Type	Batch Type	Batch Method	Run	Dilution Factor	Batch Number	Prepared Or Analyzed	Analyst	Lab
Total	Prep	EXTRACTION, SOLID/SOLVENT (Manual)			1201012_P	07/20/11 05:35	HJA	TAL WSC
Total	Analysis	WS-WC-0050		1	1201012	07/21/11 13:05	JR	TAL WSC
Total	Analysis	D 2216-90		1	1207150	07/27/11 11:30	KG	TAL WSC

Client Sample ID: LL1SB-644V-0101-SO — Lab Sample ID: 240-1728-25

Date Collected: 07/05/11 11:09 — **Matrix: Solid**
Date Received: 07/06/11 13:15

Prep Type	Batch Type	Batch Method	Run	Dilution Factor	Batch Number	Prepared Or Analyzed	Analyst	Lab
Total/NA	Prep	5035			8123	07/12/11 14:55	TS	TAL NC
Total/NA	Analysis	8260B/DoD		1	8086	07/12/11 18:46	SM	TAL NC

Client Sample ID: LL1SB-644M-0102-SO — Lab Sample ID: 240-1728-26

Date Collected: 07/05/11 10:57 — **Matrix: Solid**
Date Received: 07/06/11 13:15 — **Percent Solids: 98.2**

Prep Type	Batch Type	Batch Method	Run	Dilution Factor	Batch Number	Prepared Or Analyzed	Analyst	Lab
Total/NA	Leach	Increm, Prep			7765	07/08/11 15:32	DJ	TAL NC
Total/NA	Prep	3540C			8237	07/13/11 11:10	SM	TAL NC
Total/NA	Analysis	8270C/DoD		1	11269	08/08/11 17:00	MU	TAL NC
Total/NA	Leach	Increm, Prep			7765	07/08/11 15:32	DJ	TAL NC
Total/NA	Prep	3540C			8260	07/13/11 12:29	BM	TAL NC
Total/NA	Analysis	8081/DOD		20	10912	08/04/11 21:36	CV	TAL NC
Total/NA	Prep	3540C			8270	07/13/11 13:31	BM	TAL NC
Total/NA	Analysis	8082/DOD		50	9463	07/23/11 22:03	LH	TAL NC
Total	Prep	3550A			1196121_P	07/15/11 12:00	TQP	TAL WSC
Total	Analysis	8330 (Modified)		0.98	1196121	07/27/11 19:04	NS	TAL WSC
Total	Prep	8330			1196123_P	07/15/11 12:00	TQP	TAL WSC
Total	Analysis	8330/8330A		0.99	1196123	07/28/11 05:25	NS	TAL WSC
Total/NA	Leach	Increm, Prep			7765	07/08/11 15:32	DJ	TAL NC
Total/NA	Prep	3050B			8611	07/15/11 12:40	DE	TAL NC
Total/NA	Analysis	6020/DOD		10	13699	08/29/11 15:14	NJM	TAL NC
Total/NA	Analysis	6020/DOD		1	13778	08/25/11 23:43	NJM	TAL NC
Total/NA	Prep	7471A			8619	07/15/11 15:30	DE	TAL NC
Total/NA	Analysis	7471/DOD		1	8899	07/18/11 17:21	BD	TAL NC
Total/NA	Analysis	Moisture		1	8464	07/14/11 13:19	CN	TAL NC
Total/NA	Leach	Increm, Prep			7765	07/08/11 15:32	DJ	TAL NC
Total/NA	Prep	3060A			8820	07/18/11 14:13	LG	TAL NC
Total/NA	Analysis	7196A		1	9165	07/20/11 16:33	JM	TAL NC
Total	Prep	EXTRACTION, SOLID/SOLVENT (Manual)			1201012_P	07/20/11 05:35	HJA	TAL WSC
Total	Analysis	WS-WC-0050		1	1201012	07/21/11 13:07	JR	TAL WSC
Total	Analysis	D 2216-90		1	1207150	07/27/11 11:30	KG	TAL WSC

Lab Chronicle

Client: Prudent Technologies, Inc
Project/Site: RVAAP

TestAmerica Job ID: 240-1728-1

Client Sample ID: LL1SB-644V-0102-SO — Lab Sample ID: 240-1728-27

Date Collected: 07/05/11 11:12 — **Matrix: Solid**
Date Received: 07/06/11 13:15

Prep Type	Batch Type	Batch Method	Run	Dilution Factor	Batch Number	Prepared Or Analyzed	Analyst	Lab
Total/NA	Prep	5035			8123	07/12/11 14:55	TS	TAL NC
Total/NA	Analysis	8260B/DoD		1	8086	07/12/11 19:08	SM	TAL NC

Client Sample ID: LL1SB-644M-0103-SO — Lab Sample ID: 240-1728-28

Date Collected: 07/05/11 11:07 — **Matrix: Solid**
Date Received: 07/06/11 13:15 — **Percent Solids: 99.6**

Prep Type	Batch Type	Batch Method	Run	Dilution Factor	Batch Number	Prepared Or Analyzed	Analyst	Lab
Total/NA	Leach	Increm, Prep			7765	07/08/11 15:32	DJ	TAL NC
Total/NA	Prep	3540C			8237	07/13/11 11:10	SM	TAL NC
Total/NA	Analysis	8270C/DoD		1	10479	08/01/11 16:41	MU	TAL NC
Total/NA	Leach	Increm, Prep			7765	07/08/11 15:32	DJ	TAL NC
Total/NA	Prep	3540C			8260	07/13/11 12:29	BM	TAL NC
Total/NA	Analysis	8081/DOD		5	10912	08/04/11 22:07	CV	TAL NC
Total/NA	Prep	3540C			8270	07/13/11 13:31	BM	TAL NC
Total/NA	Analysis	8082/DOD		10	9463	07/23/11 22:17	LH	TAL NC
Total	Prep	3550A			1196121_P	07/15/11 12:00	TQP	TAL WSC
Total	Analysis	8330 (Modified)		1	1196121	07/27/11 19:19	NS	TAL WSC
Total	Prep	8330			1196123_P	07/15/11 12:00	TQP	TAL WSC
Total	Analysis	8330/8330A		1	1196123	07/28/11 06:05	NS	TAL WSC
Total/NA	Leach	Increm, Prep			7765	07/08/11 15:32	DJ	TAL NC
Total/NA	Prep	3050B			8611	07/15/11 12:40	DE	TAL NC
Total/NA	Analysis	6020/DOD		5	13699	08/29/11 15:09	NJM	TAL NC
Total/NA	Analysis	6020/DOD		1	13778	08/25/11 23:38	NJM	TAL NC
Total/NA	Prep	7471A			8619	07/15/11 15:30	DE	TAL NC
Total/NA	Analysis	7471/DOD		1	8899	07/18/11 17:20	BD	TAL NC
Total/NA	Analysis	Moisture		1	8464	07/14/11 13:19	CN	TAL NC
Total/NA	Leach	Increm, Prep			7765	07/08/11 15:32	DJ	TAL NC
Total/NA	Prep	3060A			8820	07/18/11 14:13	LG	TAL NC
Total/NA	Analysis	7196A		1	9165	07/20/11 16:35	JM	TAL NC
Total	Prep	EXTRACTION, SOLID/SOLVENT (Manual)			1201012_P	07/20/11 05:35	HJA	TAL WSC
Total	Analysis	WS-WC-0050		1	1201012	07/21/11 13:09	JR	TAL WSC
Total	Analysis	D 2216-90		1	1207150	07/27/11 11:30	KG	TAL WSC

Client Sample ID: LL1SB-644V-0103-SO — Lab Sample ID: 240-1728-29

Date Collected: 07/05/11 11:13 — **Matrix: Solid**
Date Received: 07/06/11 13:15

Prep Type	Batch Type	Batch Method	Run	Dilution Factor	Batch Number	Prepared Or Analyzed	Analyst	Lab
Total/NA	Prep	5035			8123	07/12/11 14:55	TS	TAL NC
Total/NA	Analysis	8260B/DoD		1	8086	07/12/11 19:29	SM	TAL NC

Client Sample ID: LL1SB-645M-0101-SO — Lab Sample ID: 240-1728-30

Date Collected: 07/05/11 11:06 — **Matrix: Solid**
Date Received: 07/06/11 13:15 — **Percent Solids: 99.0**

Prep Type	Batch Type	Batch Method	Run	Dilution Factor	Batch Number	Prepared Or Analyzed	Analyst	Lab
Total/NA	Leach	Increm, Prep			7765	07/08/11 15:32	DJ	TAL NC
Total/NA	Prep	3540C			8237	07/13/11 11:10	SM	TAL NC
Total/NA	Analysis	8270C/DoD		1	10479	08/01/11 17:00	MU	TAL NC
Total/NA	Leach	Increm, Prep			7765	07/08/11 15:32	DJ	TAL NC
Total/NA	Prep	3540C			8260	07/13/11 12:29	BM	TAL NC
Total/NA	Analysis	8081/DOD		5	10329	07/31/11 04:40	CR	TAL NC
Total/NA	Prep	3540C			8270	07/13/11 13:31	BM	TAL NC
Total/NA	Analysis	8082/DOD		5	9463	07/23/11 22:32	LH	TAL NC
Total	Prep	3550A			1196121_P	07/15/11 12:00	TQP	TAL WSC
Total	Analysis	8330 (Modified)		1	1196121	07/27/11 19:33	NS	TAL WSC
Total	Prep	8330			1196123_P	07/15/11 12:00	TQP	TAL WSC
Total	Analysis	8330/8330A		0.96	1196123	07/28/11 06:45	NS	TAL WSC
Total/NA	Leach	Increm, Prep			7765	07/08/11 15:32	DJ	TAL NC
Total/NA	Prep	3050B			8922	07/19/11 10:57	DE	TAL NC
Total/NA	Analysis	6020/DOD		1	13699	08/29/11 17:16	NJM	TAL NC
Total/NA	Analysis	6020/DOD		5	13699	08/29/11 17:32	NJM	TAL NC
Total/NA	Prep	7471A			8929	07/19/11 14:45	DE	TAL NC
Total/NA	Analysis	7471/DOD		1	9552	07/22/11 18:23	BD	TAL NC
Total/NA	Analysis	Moisture		1	8464	07/14/11 13:19	CN	TAL NC
Total/NA	Leach	Increm, Prep			7765	07/08/11 15:32	DJ	TAL NC
Total/NA	Prep	3060A			8820	07/18/11 14:13	LG	TAL NC
Total/NA	Analysis	7196A		1	9165	07/20/11 16:35	JM	TAL NC
Total	Prep	EXTRACTION, SOLID/SOLVENT (Manual)			1201012_P	07/20/11 05:35	HJA	TAL WSC
Total	Analysis	WS-WC-0050		1	1201012	07/21/11 13:11	JR	TAL WSC
Total	Analysis	D 2216-90		1	1207150	07/27/11 11:30	KG	TAL WSC

Client Sample ID: LL1SB-645V-0101-SO — Lab Sample ID: 240-1728-31

Date Collected: 07/05/11 11:10 — **Matrix: Solid**
Date Received: 07/06/11 13:15

Prep Type	Batch Type	Batch Method	Run	Dilution Factor	Batch Number	Prepared Or Analyzed	Analyst	Lab
Total/NA	Prep	5035			8123	07/12/11 14:55	TS	TAL NC
Total/NA	Analysis	8260B/DoD		1	8086	07/12/11 19:50	SM	TAL NC

Client Sample ID: LL1SB-645M-0102-SO — Lab Sample ID: 240-1728-32

Date Collected: 07/05/11 11:07 — **Matrix: Solid**
Date Received: 07/06/11 13:15 — **Percent Solids: 98.5**

Prep Type	Batch Type	Batch Method	Run	Dilution Factor	Batch Number	Prepared Or Analyzed	Analyst	Lab
Total/NA	Leach	Increm, Prep			7766	07/08/11 15:36	DJ	TAL NC
Total/NA	Prep	3540C			8237	07/13/11 11:10	SM	TAL NC
Total/NA	Analysis	8270C/DoD		1	11269	08/08/11 17:19	MU	TAL NC
Total/NA	Leach	Increm, Prep			7766	07/08/11 15:36	DJ	TAL NC

Lab Chronicle

Client: Prudent Technologies, Inc
Project/Site: RVAAP

TestAmerica Job ID: 240-1728-1

Client Sample ID: LL1SB-645M-0102-SO

Lab Sample ID: 240-1728-32

Date Collected: 07/05/11 11:07
Matrix: Solid
Date Received: 07/06/11 13:15
Percent Solids: 98.5

Prep Type	Batch Type	Batch Method	Run	Dilution Factor	Batch Number	Prepared Or Analyzed	Analyst	Lab
Total/NA	Prep	3540C			8260	07/13/11 12:29	BM	TAL NC
Total/NA	Analysis	8081/DOD		20	10912	08/04/11 22:38	CV	TAL NC
Total/NA	Prep	3540C			8270	07/13/11 13:31	BM	TAL NC
Total/NA	Analysis	8082/DOD		100	9463	07/23/11 22:47	LH	TAL NC
Total	Prep	3550A			1196121_P	07/15/11 12:00	TQP	TAL WSC
Total	Analysis	8330 (Modified)		0.98	1196121	07/27/11 19:47	NS	TAL WSC
Total	Prep	8330			1196123_P	07/15/11 12:00	TQP	TAL WSC
Total	Analysis	8330/8330A		1	1196123	07/28/11 07:25	NS	TAL WSC
Total/NA	Leach	Increm, Prep			7766	07/08/11 15:36	DJ	TAL NC
Total/NA	Prep	3050B			8611	07/15/11 12:40	DE	TAL NC
Total/NA	Analysis	6020/DOD		5	13699	08/29/11 14:41	NJM	TAL NC
Total/NA	Analysis	6020/DOD		1	13778	08/25/11 23:15	NJM	TAL NC
Total/NA	Prep	7471A			8619	07/15/11 15:30	DE	TAL NC
Total/NA	Analysis	7471/DOD		1	8899	07/18/11 17:10	BD	TAL NC
Total/NA	Analysis	Moisture		1	8464	07/14/11 13:19	CN	TAL NC
Total/NA	Leach	Increm, Prep			7766	07/08/11 15:36	DJ	TAL NC
Total/NA	Prep	3060A			8820	07/18/11 14:13	LG	TAL NC
Total/NA	Analysis	7196A		1	9165	07/20/11 16:38	JM	TAL NC
Total	Prep	EXTRACTION, SOLID/SOLVENT (Manual)			1201012_P	07/20/11 05:35	HJA	TAL WSC
Total	Analysis	WS-WC-0050		1	1201012	07/21/11 13:13	JR	TAL WSC
Total	Analysis	D 2216-90		1	1207150	07/27/11 11:31	KG	TAL WSC

Client Sample ID: LL1SB-645V-0102-SO

Lab Sample ID: 240-1728-33

Date Collected: 07/05/11 11:14
Matrix: Solid
Date Received: 07/06/11 13:15

Prep Type	Batch Type	Batch Method	Run	Dilution Factor	Batch Number	Prepared Or Analyzed	Analyst	Lab
Total/NA	Prep	5035			8123	07/12/11 14:55	TS	TAL NC
Total/NA	Analysis	8260B/DoD		1	8086	07/12/11 20:12	SM	TAL NC

Client Sample ID: LL1SB-645M-0103-SO

Lab Sample ID: 240-1728-34

Date Collected: 07/05/11 11:01
Matrix: Solid
Date Received: 07/06/11 13:15
Percent Solids: 99.5

Prep Type	Batch Type	Batch Method	Run	Dilution Factor	Batch Number	Prepared Or Analyzed	Analyst	Lab
Total/NA	Leach	Increm, Prep			7766	07/08/11 15:36	DJ	TAL NC
Total/NA	Prep	3540C			8237	07/13/11 11:10	SM	TAL NC
Total/NA	Analysis	8270C/DoD		1	10479	08/01/11 19:11	MU	TAL NC
Total/NA	Leach	Increm, Prep			7766	07/08/11 15:36	DJ	TAL NC
Total/NA	Prep	3540C			8260	07/13/11 12:29	BM	TAL NC
Total/NA	Analysis	8081/DOD		20	10329	07/31/11 05:39	CR	TAL NC
Total/NA	Prep	3540C			8270	07/13/11 13:31	BM	TAL NC
Total/NA	Analysis	8082/DOD		1	9463	07/23/11 23:31	LH	TAL NC

Client Sample ID: LL1SB-645M-0103-SO — Lab Sample ID: 240-1728-34

Date Collected: 07/05/11 11:01 — **Matrix: Solid**
Date Received: 07/06/11 13:15

Prep Type	Batch Type	Batch Method	Run	Dilution Factor	Batch Number	Prepared Or Analyzed	Analyst	Lab
Total	Prep	3550A			1196121_P	07/15/11 12:00	TQP	TAL WSC
Total	Analysis	8330 (Modified)		0.97	1196121	07/27/11 20:02	NS	TAL WSC
Total	Prep	8330			1196123_P	07/15/11 12:00	TQP	TAL WSC
Total	Analysis	8330/8330A		1.01	1196123	07/28/11 08:05	NS	TAL WSC
Total/NA	Leach	Increm, Prep			7766	07/08/11 15:36	DJ	TAL NC
Total/NA	Prep	3050B			8611	07/15/11 12:40	DE	TAL NC
Total/NA	Analysis	6020/DOD		5	13699	08/29/11 14:25	NJM	TAL NC
Total/NA	Analysis	6020/DOD		1	13778	08/25/11 22:58	NJM	TAL NC
Total/NA	Prep	7471A			8619	07/15/11 15:30	DE	TAL NC
Total/NA	Analysis	7471/DOD		1	8899	07/18/11 17:09	BD	TAL NC
Total/NA	Analysis	Moisture		1	8464	07/14/11 13:19	CN	TAL NC
Total/NA	Leach	Increm, Prep			7766	07/08/11 15:36	DJ	TAL NC
Total/NA	Prep	3060A			8820	07/18/11 14:13	LG	TAL NC
Total/NA	Analysis	7196A		1	9165	07/20/11 16:39	JM	TAL NC
Total	Prep	EXTRACTION, SOLID/SOLVENT (Manual)			1201012_P	07/20/11 05:35	HJA	TAL WSC
Total	Analysis	WS-WC-0050		1	1201012	07/21/11 13:15	JR	TAL WSC
Total	Analysis	D 2216-90		1	1207150	07/27/11 11:31	KG	TAL WSC

Client Sample ID: LL1SB-645V-0103-SO — Lab Sample ID: 240-1728-35

Date Collected: 07/05/11 11:17 — **Matrix: Solid**
Date Received: 07/06/11 13:15

Prep Type	Batch Type	Batch Method	Run	Dilution Factor	Batch Number	Prepared Or Analyzed	Analyst	Lab
Total/NA	Prep	5035			8123	07/12/11 14:55	TS	TAL NC
Total/NA	Analysis	8260B/DoD		1	8086	07/12/11 20:33	SM	TAL NC

Client Sample ID: LL1SB-643M-0101-SO — Lab Sample ID: 240-1728-36

Date Collected: 07/05/11 14:45 — **Matrix: Solid**
Date Received: 07/06/11 13:15 — **Percent Solids: 99.2**

Prep Type	Batch Type	Batch Method	Run	Dilution Factor	Batch Number	Prepared Or Analyzed	Analyst	Lab
Total/NA	Leach	Increm, Prep			7766	07/08/11 15:36	DJ	TAL NC
Total/NA	Prep	3540C			8237	07/13/11 11:10	SM	TAL NC
Total/NA	Analysis	8270C/DoD		4	10479	08/01/11 14:48	MU	TAL NC
Total/NA	Analysis	Moisture		1	8464	07/14/11 13:19	CN	TAL NC

Client Sample ID: LL1SB-643M-0102-SO — Lab Sample ID: 240-1728-37

Date Collected: 07/05/11 14:45 — **Matrix: Solid**
Date Received: 07/06/11 13:15 — **Percent Solids: 99.5**

Prep Type	Batch Type	Batch Method	Run	Dilution Factor	Batch Number	Prepared Or Analyzed	Analyst	Lab
Total/NA	Leach	Increm, Prep			7766	07/08/11 15:36	DJ	TAL NC
Total/NA	Prep	3540C			8237	07/13/11 11:10	SM	TAL NC

Lab Chronicle

Client: Prudent Technologies, Inc
Project/Site: RVAAP

TestAmerica Job ID: 240-1728-1

Client Sample ID: LL1SB-643M-0102-SO — Lab Sample ID: 240-1728-37

Date Collected: 07/05/11 14:45 — **Matrix: Solid**
Date Received: 07/06/11 13:15 — **Percent Solids: 99.5**

Prep Type	Batch Type	Batch Method	Run	Dilution Factor	Batch Number	Prepared Or Analyzed	Analyst	Lab
Total/NA	Analysis	8270C/DoD		1	10479	08/01/11 14:10	MU	TAL NC
Total/NA	Analysis	Moisture		1	8464	07/14/11 13:19	CN	TAL NC

Client Sample ID: LL1SB-643M-0103-SO — Lab Sample ID: 240-1728-38

Date Collected: 07/05/11 14:47 — **Matrix: Solid**
Date Received: 07/06/11 13:15 — **Percent Solids: 99.4**

Prep Type	Batch Type	Batch Method	Run	Dilution Factor	Batch Number	Prepared Or Analyzed	Analyst	Lab
Total/NA	Leach	Increm, Prep			7766	07/08/11 15:36	DJ	TAL NC
Total/NA	Prep	3540C			8237	07/13/11 11:10	SM	TAL NC
Total/NA	Analysis	8270C/DoD		10	10479	08/01/11 14:29	MU	TAL NC
Total/NA	Analysis	Moisture		1	8464	07/14/11 13:19	CN	TAL NC

Client Sample ID: LL1SB-640M-0101-SO — Lab Sample ID: 240-1728-39

Date Collected: 07/05/11 16:15 — **Matrix: Solid**
Date Received: 07/06/11 13:15

Prep Type	Batch Type	Batch Method	Run	Dilution Factor	Batch Number	Prepared Or Analyzed	Analyst	Lab
Total	Prep	8330			1196123_P	07/15/11 12:00	TQP	TAL WSC
Total	Analysis	8330/8330A		0.99	1196123	07/28/11 08:46	NS	TAL WSC
Total/NA	Analysis	Moisture		1	8464	07/14/11 13:19	CN	TAL NC

Client Sample ID: LL1SB-640M-0102-SO — Lab Sample ID: 240-1728-40

Date Collected: 07/05/11 16:14 — **Matrix: Solid**
Date Received: 07/06/11 13:15

Prep Type	Batch Type	Batch Method	Run	Dilution Factor	Batch Number	Prepared Or Analyzed	Analyst	Lab
Total	Prep	8330			1196123_P	07/15/11 12:00	TQP	TAL WSC
Total	Analysis	8330/8330A		0.99	1196123	07/28/11 09:26	NS	TAL WSC
Total/NA	Analysis	Moisture		1	8464	07/14/11 13:19	CN	TAL NC

Client Sample ID: LL1SB-640M-0103-SO — Lab Sample ID: 240-1728-41

Date Collected: 07/05/11 16:12 — **Matrix: Solid**
Date Received: 07/06/11 13:15

Prep Type	Batch Type	Batch Method	Run	Dilution Factor	Batch Number	Prepared Or Analyzed	Analyst	Lab
Total	Prep	8330			1196123_P	07/15/11 12:00	TQP	TAL WSC
Total	Analysis	8330/8330A		1	1196123	07/28/11 10:06	NS	TAL WSC
Total/NA	Analysis	Moisture		1	8464	07/14/11 13:19	CN	TAL NC

Lab Chronicle

Client: Prudent Technologies, Inc
Project/Site: RVAAP

TestAmerica Job ID: 240-1728-1

Client Sample ID: LL1SB-641M-0101-SO — Lab Sample ID: 240-1728-42

Date Collected: 07/06/11 09:30 — **Matrix: Solid**
Date Received: 07/06/11 13:15 — **Percent Solids: 99.1**

Prep Type	Batch Type	Batch Method	Run	Dilution Factor	Batch Number	Prepared Or Analyzed	Analyst	Lab
Total/NA	Leach	Increm, Prep			7766	07/08/11 15:36	DJ	TAL NC
Total/NA	Prep	3540C			8593	07/15/11 10:59	SM	TAL NC
Total/NA	Analysis	8270C/DoD		1	10257	07/29/11 19:30	MU	TAL NC
Total/NA	Analysis	Moisture		1	8464	07/14/11 13:19	CN	TAL NC

Client Sample ID: LL1SB-641M-0102-SO — Lab Sample ID: 240-1728-43

Date Collected: 07/06/11 09:37 — **Matrix: Solid**
Date Received: 07/06/11 13:15 — **Percent Solids: 99.6**

Prep Type	Batch Type	Batch Method	Run	Dilution Factor	Batch Number	Prepared Or Analyzed	Analyst	Lab
Total/NA	Leach	Increm, Prep			7766	07/08/11 15:36	DJ	TAL NC
Total/NA	Prep	3540C			8593	07/15/11 10:59	SM	TAL NC
Total/NA	Analysis	8270C/DoD		1	10257	07/29/11 17:56	MU	TAL NC
Total/NA	Analysis	Moisture		1	8464	07/14/11 13:19	CN	TAL NC

Client Sample ID: LL1SB-641M-0103-SO — Lab Sample ID: 240-1728-44

Date Collected: 07/06/11 09:40 — **Matrix: Solid**
Date Received: 07/06/11 13:15 — **Percent Solids: 99.5**

Prep Type	Batch Type	Batch Method	Run	Dilution Factor	Batch Number	Prepared Or Analyzed	Analyst	Lab
Total/NA	Leach	Increm, Prep			7766	07/08/11 15:36	DJ	TAL NC
Total/NA	Prep	3540C			8593	07/15/11 10:59	SM	TAL NC
Total/NA	Analysis	8270C/DoD		1	10257	07/29/11 18:15	MU	TAL NC
Total/NA	Analysis	Moisture		1	8464	07/14/11 13:19	CN	TAL NC

Client Sample ID: LL1SB-642M-0101-SO — Lab Sample ID: 240-1728-45

Date Collected: 07/06/11 10:40 — **Matrix: Solid**
Date Received: 07/06/11 13:15 — **Percent Solids: 98.6**

Prep Type	Batch Type	Batch Method	Run	Dilution Factor	Batch Number	Prepared Or Analyzed	Analyst	Lab
Total/NA	Leach	Increm, Prep			7766	07/08/11 15:36	DJ	TAL NC
Total/NA	Prep	3540C			8593	07/15/11 10:59	SM	TAL NC
Total/NA	Analysis	8270C/DoD		5	10257	07/29/11 19:12	MU	TAL NC
Total/NA	Analysis	Moisture		1	8464	07/14/11 13:19	CN	TAL NC

Client Sample ID: LL1SB-642M-0102-SO — Lab Sample ID: 240-1728-46

Date Collected: 07/06/11 10:40 — **Matrix: Solid**
Date Received: 07/06/11 13:15 — **Percent Solids: 99.3**

Prep Type	Batch Type	Batch Method	Run	Dilution Factor	Batch Number	Prepared Or Analyzed	Analyst	Lab
Total/NA	Leach	Increm, Prep			7766	07/08/11 15:36	DJ	TAL NC
Total/NA	Prep	3540C			8593	07/15/11 10:59	SM	TAL NC
Total/NA	Analysis	8270C/DoD		1	10257	07/29/11 18:34	MU	TAL NC
Total/NA	Analysis	Moisture		1	8464	07/14/11 13:19	CN	TAL NC

Lab Chronicle

Client: Prudent Technologies, Inc
Project/Site: RVAAP

TestAmerica Job ID: 240-1728-1

Client Sample ID: LL1SB-642M-0103-SO

Lab Sample ID: 240-1728-47

Date Collected: 07/06/11 10:40
Matrix: Solid
Date Received: 07/06/11 13:15
Percent Solids: 99.7

Prep Type	Batch Type	Batch Method	Run	Dilution Factor	Batch Number	Prepared Or Analyzed	Analyst	Lab
Total/NA	Leach	Increm, Prep			7766	07/08/11 15:36	DJ	TAL NC
Total/NA	Prep	3540C			8593	07/15/11 10:59	SM	TAL NC
Total/NA	Analysis	8270C/DoD		1	10257	07/29/11 18:53	MU	TAL NC
Total/NA	Analysis	Moisture		1	8464	07/14/11 13:19	CN	TAL NC

Client Sample ID: EQUIP RINSATE 2-1-11

Lab Sample ID: 240-1728-48

Date Collected: 07/06/11 09:00
Matrix: Water
Date Received: 07/06/11 13:15

Prep Type	Batch Type	Batch Method	Run	Dilution Factor	Batch Number	Prepared Or Analyzed	Analyst	Lab
Total/NA	Prep	3520C			7492	07/07/11 10:27	CC	TAL NC
Total/NA	Analysis	8270C/DoD		1	11019	08/05/11 16:26	MU	TAL NC
Total/NA	Prep	3520C			7787	07/09/11 07:16	LH	TAL NC
Total/NA	Analysis	8081/DOD		1	10137	07/29/11 04:39	CV	TAL NC
Total/NA	Prep	3520C			7786	07/09/11 07:10	LH	TAL NC
Total/NA	Analysis	8082/DOD		1	8509	07/15/11 04:38	LH	TAL NC
Total	Prep	3535			1193068_P	07/12/11 09:00	HJA	TAL WSC
Total	Analysis	8330/8330A		0.99	1193068	07/23/11 13:41	NS	TAL WSC
Dissolved	Prep	FILTRATION (DISS)			1201051_P	07/20/11 08:50	HJA	TAL WSC
Dissolved	Analysis	8330 (Modified)		1	1201051	07/27/11 13:19	NS	TAL WSC
Total/NA	Prep	7470A			9905	07/27/11 14:30	LM	TAL NC
Total/NA	Analysis	7470A/DOD		1	10288	07/29/11 10:54	BD	TAL NC
Total Recoverable	Prep	3005A			10075	07/28/11 11:13	LM	TAL NC
Total Recoverable	Analysis	6020/DOD		1	13699	08/29/11 12:14	NJM	TAL NC
Total/NA	Analysis	7196A		1	7391	07/06/11 17:03	JM	TAL NC
Total	Prep	EXTRACTION, SOLID PHASE			1201023_P	07/20/11 08:00	TQP	TAL WSC
Total	Analysis	WS-WC-0050		1	1201023	07/21/11 13:33	JR	TAL WSC

Laboratory References:
TAL NC = TestAmerica North Canton, 4101 Shuffel Street NW, North Canton, OH 44720, TEL (330)497-9396
TAL WSC = TestAmerica West Sacramento, 880 Riverside Parkway, West Sacramento, CA 95605, TEL (916)373-5600

Certification Summary

Client: Prudent Technologies, Inc
Project/Site: RVAAP

TestAmerica Job ID: 240-1728-1

Laboratory	Authority	Program	EPA Region	Certification ID
TestAmerica North Canton	ACLASS	DoD ELAP		ADE-1437
TestAmerica North Canton	California	NELAC	9	01144CA
TestAmerica North Canton	Connecticut	State Program	1	PH-0590
TestAmerica North Canton	Florida	NELAC	4	E87225
TestAmerica North Canton	Georgia	Georgia EPD	4	N/A
TestAmerica North Canton	Illinois	NELAC	5	200004
TestAmerica North Canton	Kansas	NELAC	7	E-10336
TestAmerica North Canton	Kentucky	State Program	4	58
TestAmerica North Canton	Minnesota	NELAC	5	039-999-348
TestAmerica North Canton	Nevada	State Program	9	OH-000482008A
TestAmerica North Canton	New Jersey	NELAC	2	OH001
TestAmerica North Canton	New York	NELAC	2	10975
TestAmerica North Canton	Ohio	OVAP	5	CL0024
TestAmerica North Canton	Pennsylvania	NELAC	3	68-00340
TestAmerica North Canton	USDA	USDA		P330-11-00328
TestAmerica North Canton	Virginia	NELAC Secondary AB	3	460175
TestAmerica North Canton	West Virginia	West Virginia DEP	3	210
TestAmerica North Canton	Wisconsin	State Program	5	999518190
TestAmerica West Sacramento		USEPA UCMR		CA00044
TestAmerica West Sacramento	A2LA	DoD ELAP		2928-01
TestAmerica West Sacramento	Alaska	Alaska UST	10	UST-055
TestAmerica West Sacramento	Arizona	State Program	9	AZ0708
TestAmerica West Sacramento	Arkansas	State Program	6	88-0691
TestAmerica West Sacramento	California	NELAC	9	1119CA
TestAmerica West Sacramento	Colorado	State Program	8	N/A
TestAmerica West Sacramento	Connecticut	State Program	1	PH-0691
TestAmerica West Sacramento	Florida	NELAC	4	E87570
TestAmerica West Sacramento	Georgia	State Program	4	960
TestAmerica West Sacramento	Guam	State Program	9	N/A
TestAmerica West Sacramento	Hawaii	State Program	9	N/A
TestAmerica West Sacramento	Illinois	NELAC	5	200060
TestAmerica West Sacramento	Kansas	NELAC	7	E-10375
TestAmerica West Sacramento	Louisiana	NELAC	6	30612
TestAmerica West Sacramento	Michigan	State Program	5	9947
TestAmerica West Sacramento	Nevada	State Program	9	CA44
TestAmerica West Sacramento	New Jersey	NELAC	2	CA005
TestAmerica West Sacramento	New Mexico	State Program	6	N/A
TestAmerica West Sacramento	New York	NELAC	2	11666
TestAmerica West Sacramento	Oregon	NELAC	10	CA200005
TestAmerica West Sacramento	Pennsylvania	NELAC	3	68-01272
TestAmerica West Sacramento	South Carolina	State Program	4	87014
TestAmerica West Sacramento	Texas	NELAC	6	T104704399-08-TX
TestAmerica West Sacramento	US Fish & Wildlife	US Fish & Wildlife		LE148388-0
TestAmerica West Sacramento	USDA	USDA		P330-09-00055
TestAmerica West Sacramento	Utah	NELAC	8	QUAN1
TestAmerica West Sacramento	Virginia	State Program	3	178
TestAmerica West Sacramento	Washington	State Program	10	C581
TestAmerica West Sacramento	West Virginia	West Virginia DEP	3	334
TestAmerica West Sacramento	West Virginia	West Virginia DHHR (DW)	3	9930C
TestAmerica West Sacramento	Wisconsin	State Program	5	998204680
TestAmerica West Sacramento	Wyoming	State Program	8	8TMS-Q

Accreditation may not be offered or required for all methods and analytes reported in this package. Please contact your project manager for the laboratory's current list of certified methods and analytes.

Chain of Custody Record

TestAmerica
THE LEADER IN ENVIRONMENTAL TESTING

TestAmerica Laboratory location: NORTH CANTON
Regulatory program: ☐ DW ☐ NPDES ☐ RCRA ☒ Other RVAAP

TestAmerica Laboratories, Inc.

Client Contact				
Company Name: PRUDENT TECHNOLOGIES	Client Project Manager: JOHN JENT	Site Contact: JOHN JENT	Lab Contact: MARK LOEB	COC No: 014338
Address: 4242 MEDICAL DR SUITE 5250	Telephone: 502 439-8005	Telephone: 502 439-8005	Telephone: 330-497-9396	1 of 6 COCs
City/State/Zip: SAN ANTONIO, TX 78229	Email: jojent@prudentweb.com	Analysis Turnaround Time (in BUS days)		For lab use only
Phone: 210 822-9588		TAT if different from below ____		Walk-in client ☐
Project Name: LLS 1-4,12	Method of Shipment/Carrier:	☐ 3 weeks ☒ 2 weeks ☐ 1 week ☐ 2 days ☐ 1 day		Lab pickup ☐ Lab sampling ☐
Project Number: W912QR-10-P-0037	Shipping/Tracking No:			Job/SDG No:
PO #				

Analyses

Sample Identification	Sample Date	Sample Time	Matrix: Air	Aqueous	Sediment	Solid	Other:	Containers & Preservatives: H2SO4	HNO3	HCl	NaOH	ZnAc/NaOH	Unpres	Other: MeOH	Filtered Sample (Y/N)	Composite=C / Grab=G	6010B TAL	7471A HG	7196 CR+6	8330B NON PULY EXPL	PROPELLANTS	8270C SVOCs	8081 PESTICIDES	8082 PCBs	8270C-LL (PAH)	8260B VOC	Sample Specific Notes / Special Instructions:
LL2SB-512M-0101-SO	7-1-2011	3:50 ~~2:41~~				X										C									X		
LL2SB-512M-0102-SO	7-1-2011	3:50 ~~2:41~~				X										C									X		
LL2SB-512M-0103-SO	7-1-2011	3:50 ~~2:45~~				X										C									X		
LL3SD-416M-0001-SD	7-2-2011	0850			X											C	X	X	X	X	X	X	X	X			
LL3SD-416V-0001-SD	7-2-2011	0850			X									X		G										X	
LL3SD-417M-0001-SD	7-2-2011	0850			X											C	X	X	X	X	X	X	X	X			
LL3SD-417V-0001-SD	7-2-2011	0850			X									X		G										X	
LL3SS-419M-0001-SO	7-2-2011	1230				X										C									X		
LL3SS-419M-0002-SO (MS/MSD)	7-2-2011	1230				X										C									X		
LL3SS-420M-0001-SO	7-2-2011	1230				X										C									X		

Possible Hazard Identification: ☒ Non-Hazard ☐ Flammable ☐ Skin Irritant ☐ Poison B ☐ Unknown

Sample Disposal (A fee may be assessed if samples are retained longer than 1 month): ☐ Return to Client ☒ Disposal By Lab ☐ Archive For ____ Months

Special Instructions/QC Requirements & Comments:

Relinquished by:	Company:	Date/Time:	Received by:	Company:	Date/Time:
[signature]	PRUDENT	7/6/11 1315			
Relinquished by:	Company:	Date/Time:	Received by:	Company:	Date/Time:
Relinquished by:	Company:	Date/Time:	Received in Laboratory by: [signature]	Company: TAL	Date/Time: 7-6-11 1315

©2008, TestAmerica Laboratories, Inc. All rights reserved.
TestAmerica & Design ™ are trademarks of TestAmerica Laboratories, Inc.

TAL 0018-1 (04/10)

Chain of Custody Record

TestAmerica
THE LEADER IN ENVIRONMENTAL TESTING

TestAmerica Laboratory location: NORTH CANTON
Regulatory program: ☐ DW ☐ NPDES ☐ RCRA ☒ Other RVAAP

TestAmerica Laboratories, Inc.

Client Contact			
Company Name: PRUDENT TECHNOLOGIES	Client Project Manager: John Jent	Site Contact: SAME	Lab Contact: MARK LOEB
Address: 4242 MEDICAL DR. SUITE 525	Telephone: 502 439-8005	Telephone:	Telephone: 330-497-9396
City/State/Zip: SAN ANTONIO, TX 78229	Email: jplente prudentweb.com		
Phone: 210-822-9588			
Project Name: LLS 1-4 12	Method of Shipment/Carrier:		
Project Number: W912QR-10-P-0037	Shipping/Tracking No:		
PO#			

COC No: 014340
2 of 6 COCs

Analysis Turnaround Time (in BUS days)
TAT if different from below
☐ 3 weeks
☒ 2 weeks
☐ 1 week
☐ 2 days
☐ 1 day

For lab use only
Walk-in client ☐
Lab pickup ☐
Lab sampling ☐
Job/SDG No:

Sample Identification	Sample Date	Sample Time	Matrix: Air	Aqueous	Sediment	Solid	Other:	Containers & Preservatives: H2SO4	HNO3	HCl	NaOH	ZnAc/NaOH	Unpres	Other: MeOH	Filtered Sample (Y/N)	Composite-C / Grab-G	6010B TAL	7471A HG	7196 CR+6	8330B NON EXPL PHLY	PROPELLANTS	8270C SVOCs	8081 PESTICIDES	8082 PCBs	8270C-LL (PAHs)	8260B VOC	Sample Specific Notes / Special Instructions:
LL3SS-421M-0001-50	7-2-2011	3:00				X										C									X		
LL3SB-422M-0001-50	7-2-2011	3:00				X										C									X		
LL2SS-519M-0001-50	7-2-2011	4:15				X										C								X	X		
LL2SS-516M-0001-50	7-3-2011	9:45				X										C	X	X	X	X	X	X	X	X			
LL2SS-516V-0001-50	7-3-2011	9:50				X								X		G										X	
LL2SS-516M-0002-50 MS MSD	7-3-2011	9:45				X										C	X	X	X	X	X	X	X	X			
LL2SS-516V-0002-50 MS MSD	7-3-2011	9:50				X								X		G										X	
LL2SS-517M-0001-50	7-3-2011	~~11:15~~ 9:45				X										C	X	X	X	X	X	X	X	X			
LL2SS-517V-0001-50	7-3-2011	~~11:20~~ 9:50				X								X		G										X	
LL2SS-300M-0001-50	7-3-2011	11:15				X										C	X	X	X	X	X	X	X	X			

Possible Hazard Identification
☒ Non-Hazard ☐ Flammable ☐ Skin Irritant ☐ Poison B ☐ Unknown

Sample Disposal (A fee may be assessed if samples are retained longer than 1 month)
☐ Return to Client ☒ Disposal By Lab ☐ Archive For _____ Months

Special Instructions/QC Requirements & Comments:

Relinquished by:	Company:	Date/Time:	Received by:	Company:	Date/Time:
[signature]	PRUDENT	7/06/2011 1315			
Relinquished by:	Company:	Date/Time:	Received by:	Company:	Date/Time:
Relinquished by:	Company:	Date/Time:	Received in Laboratory by: [signature]	Company: TAL	Date/Time: 7-6-11 1315

©2008, TestAmerica Laboratories, Inc. All rights reserved.
TestAmerica & Design ™ are trademarks of TestAmerica Laboratories, Inc.

TAL 0018- 1 (04/10)

Chain of Custody Record

TestAmerica
THE LEADER IN ENVIRONMENTAL TESTING

TestAmerica Laboratory location: NORTH CANTON
Regulatory program: ☐ DW ☐ NPDES ☐ RCRA ☒ Other RVAAP

TestAmerica Laboratories, Inc.

Client Contact				
Company Name: PRUDENT TECHNOLOGIES	Client Project Manager: JOHN JENT	Site Contact: ~~SAE~~	Lab Contact: MARK LOEB	COC No: 014339
Address: 4242 MEDICAL DR SUITE 5250	Telephone: 502 439-8005	Telephone: SAME	Telephone: 330-497-9396	3 of 6 COCs
City/State/Zip: SAN ANTONIO, TX 78229	Email: jpjent@prudentwch.com			
Phone: 210-822-9588				
Project Name: LLs 1-4, 12	Method of Shipment/Carrier:			
Project Number: W912QR-10-P-0037	Shipping/Tracking No:			
PO #				

Analysis Turnaround Time (in BUS days)
TAT if different from below _____
☐ 3 weeks
☒ 2 weeks
☐ 1 week
☐ 2 days
☐ 1 day

For lab use only
Walk-in client ☐
Lab pickup ☐
Lab sampling ☐
Job/SDG No.

Analyses

Sample Identification	Sample Date	Sample Time	Matrix: Air	Aqueous	Sediment	Solid	Other:	Containers & Preservatives: H2SO4	HNO3	HCl	NaOH	ZnAc/NaOH	Unpres	Other: MeOH	Filtered Sample (Y/N)	Composite=C / Grab=G	6010B TAL	7471A HG	7196 CR+6	8330B NON PVLY EXPL	PROPELLANTS	8270C SVOCs	8081 PESTICIDES	8082 PCBs	8270C-LL (PAHs)	8260B VOC	Sample Specific Notes / Special Instructions:
~~EB~~ L12SS-300V-0001-SO	7-3-2011	11:20				X								X		G										X	
L12SS-301M-~~0001~~ 0001-SO	7-3-2011	11:15				X										C	X	X	X	X	X	X	X	X			
L12SS-301V-0001-SO	7-3-2011	11:20				X								X		G										X	
LL1SB-644M-0101-SO	7-5-2011	1100				X										C	X	X	X	X	X	X	X	X			
LL1SB-644V-0101-SO	7-5-2011	1109				X								X		~~G~~ C										X	
LL1SB-644M-0102-SO	7-5-2011	1057				X										C	X	X	X	X	X	X	X	X			
LL1SB-644V-0102-SO	7-5-2011	1112				X								X		C										X	
LL1SB-644M-0103-SO	7-5-2011	1107				X										C	X	X	X	X	X	X	X	X			
LL1SB-644V-0103-SO	7-5-2011	1113				X								X		C										X	

Possible Hazard Identification
☒ Non-Hazard ☐ Flammable ☐ Skin Irritant ☐ Poison B ☐ Unknown

Sample Disposal (A fee may be assessed if samples are retained longer than 1 month)
☐ Return to Client ☒ Disposal By Lab ☐ Archive For _____ Months

Special Instructions/QC Requirements & Comments:

Relinquished by:	Company:	Date/Time:	Received by:	Company:	Date/Time:
[signature]	PRUDENT	7/6/11 1315			
			Received in Laboratory by: [signature]	Company: TAL	Date/Time: 7-6-11 1315

©2008, TestAmerica Laboratories, Inc. All rights reserved.
TestAmerica & Design ™ are trademarks of TestAmerica Laboratories, Inc.

TAL 0018-1 (04/10)

Chain of Custody Record

TestAmerica
THE LEADER IN ENVIRONMENTAL TESTING

TestAmerica Laboratory location: NORTH CANTON
Regulatory program: ☐ DW ☐ NPDES ☐ RCRA ☒ Other RUAAP

TestAmerica Laboratories, Inc.

Client Contact				
Company Name: PRUDENT TECHNOLOGIES	Client Project Manager: John Jent	Site Contact: SAME	Lab Contact:	COC No: 014341
Address: 4242 MEDICAL DR SUITE 5250	Telephone: 210-822-9588	Telephone:	Telephone:	4 of 6 COCs
City/State/Zip: SAN ANTONIO, TX 78229	Email: jjent@prudentweb.com	Analysis Turnaround Time (in BUS days)	Analyses	For lab use only
Phone: 210-822-9588		TAT if different from below ____		Walk-in client ☐
Project Name: LLS 1-4,12	Method of Shipment/Carrier:	☐ 3 weeks		Lab pickup ☐
Project Number: W912GL-10-P-0037	Shipping/Tracking No:	☒ 2 weeks		Lab sampling ☐
PO#		☐ 1 week		Job/SDG No.
		☐ 2 days		
		☐ 1 day		

Sample Identification	Sample Date	Sample Time	Matrix: Air	Aqueous	Sediment	Solid	Other:	Containers & Preservatives: H2SO4	HNO3	HCl	NaOH	ZnAc/NaOH	Unpres	Other: MeOH	Filtered Sample (Y/N)	Composite=C/Grab=G	6010B TAL	7471A HG	7196 CR+6	8330B NON PAH EXPL	PROPELLANTS	8270C SVOCs	8081 PESTICIDES	8082 PCBs	8270C-LL (PAHs)	8260B VOC	Sample Specific Notes / Special Instructions:
LLI SB-645M-0101-50	7-5-2011	1106				X										C	X	X	X	X	X	X	X	X			
LLI SB-645V-0101-50	7-5-2011	1110				X								X		C	~~X~~	~~X~~								X	
LLI SB-645M-0102-50	7-5-2011	1107				X										C	X	X	X	X	X	X	X	X			
LLI SB-645V-0102-50	7-5-2011	1114				X								X		C										X	
LLI SB-645M-0103-50	7-5-2011	1101				X										C	X	X	X	X	X	X	X	X			
LLI SB-645V-0103-50	7-5-2011	1117				X								X		C										X	
LLI SB-643M-0101-50	7-5-2011	2:45				X										C									X		
LLI SB-643M-0102-50	7-5-2011	2:45				X										C									X		
LLI SB-643M-0103-50	7-5-2011	2:47				X										C									X		

Possible Hazard Identification: ☒ Non-Hazard ☐ Flammable ☐ Skin Irritant ☐ Poison B ☐ Unknown

Sample Disposal (A fee may be assessed if samples are retained longer than 1 month): ☐ Return to Client ☒ Disposal By Lab ☐ Archive For ____ Months

Special Instructions/QC Requirements & Comments:

Relinquished by:	Company:	Date/Time:	Received by:	Company:	Date/Time:
[signature]	PRUDENT	7/6/11 1315			
Relinquished by:	Company:	Date/Time:	Received by:	Company:	Date/Time:
Relinquished by:	Company:	Date/Time:	Received in Laboratory by:	Company:	Date/Time:
			[signature]	TAL	7-6-11 1315

©2008, TestAmerica Laboratories, Inc. All rights reserved;
TestAmerica & Design ™ are trademarks of TestAmerica Laboratories, Inc.

TAL 0018- 1 (04/10)

Chain of Custody Record

TestAmerica
THE LEADER IN ENVIRONMENTAL TESTING

TestAmerica Laboratory location: NORTH CANTON
Regulatory program: ☐ DW ☐ NPDES ☐ RCRA ☒ Other RVAAP

TestAmerica Laboratories, Inc.

Client Contact				
Company Name: PRUDENT TECHNOLOGY	Client Project Manager: John Jent	Site Contact: SAME	Lab Contact:	COC No: 014337
Address: 4242 MEDICAL DR. SUITE 5250	Telephone: 502 439-8005	Telephone:	Telephone:	5 of 6 COCs
City/State/Zip: SAN ANTONIO, TX 78229	Email: jjent@prudentwch.com	Analysis Turnaround Time (in BUS days)		For lab use only
Phone: 210-822-9588		TAT if different from below ____		Walk-in client ☐
Project Name: LLs 1-4, 12	Method of Shipment/Carrier:	☐ 3 weeks		Lab pickup ☐
Project Number: W912QR-10-P-0037	Shipping/Tracking No:	☒ 2 weeks		Lab sampling ☐
PO #		☐ 1 week		Job/SDG No:
		☐ 2 days		
		☐ 1 day		

Analyses

Sample Identification	Sample Date	Sample Time	Matrix: Air	Aqueous	Sediment	Solid	Other:	Containers & Preservatives: H2SO4	HNO3	HCl	NaOH	ZnAc/NaOH	Unpres	Other:	Filtered Sample (Y/N)	Composite=C / Grab=G	6010B TAL	7471A HG	7196 CR+6	8330B NON PULY EXPL	PROPELLANTS	8270C SVOCs	8081 PESTICIDES	8082 PCBs	8270C-LL (PAHs)	8260B VOC	Sample Specific Notes / Special Instructions:
LL1SB-640M-0101-SO	7-5-2011	4:15				X										C				X							
LL1SB-640M-0102-SO	7-5-2011	4:14				X										C				X							
LL1SB-640M-0103-SO	7-5-2011	4:12				X										C				X							
LL1SB-641M-0101-SO	7-6	9:30				X										C									X		
LL1SB-641M-0102-SO	7-6	9:37				X										C									X		
LL1SB-641M-0103-SO	7-6	9:40				X										C									X		
LL1SB-642M-0101-SO	7-6	10:40				X										C									X		
LL1SB-642M-0102-SO	7-6	10:40				X										C									X		
LL1SB-642M-0103-SO	7-6	10:40				X										C									X		

Possible Hazard Identification: ☒ Non-Hazard ☐ Flammable ☐ Skin Irritant ☐ Poison B ☐ Unknown

Sample Disposal (A fee may be assessed if samples are retained longer than 1 month): ☐ Return to Client ☒ Disposal By Lab ☐ Archive For ____ Months

Special Instructions/QC Requirements & Comments:

Relinquished by:	Company:	Date/Time:	Received by:	Company:	Date/Time:
[signature]	PRUDENT	7/6/11 1315			
Relinquished by:	Company:	Date/Time:	Received by:	Company:	Date/Time:
Relinquished by:	Company:	Date/Time:	Received in Laboratory by: [signature]	Company: TAL	Date/Time: 7-6-11 1315

©2008, TestAmerica Laboratories, Inc. All rights reserved.
TestAmerica & Design ™ are trademarks of TestAmerica Laboratories, Inc.

TAL 0018-1 (04/10)

Chain of Custody Record

TestAmerica
THE LEADER IN ENVIRONMENTAL TESTING

TestAmerica Laboratory location: NORTH CANTON
Regulatory program: ☐ DW ☐ NPDES ☐ RCRA ☒ Other RUAA

TestAmerica Laboratories, Inc.

Client Contact			
Company Name: PRUDENT TECHNOLOGIES	Client Project Manager: John Jent	Site Contact: SAME	Lab Contact: MARK LOEB
Address: 4242 MEDICAL DR. SUITE 5250	Telephone: 502 439-8005	Telephone:	Telephone: 330-497-9396
City/State/Zip: SAN ANTONIO, TX 78229	Email: JJent@prudentweb.com		
Phone: 210-822-9588			
Project Name: LLS 1-4, 12	Method of Shipment/Carrier:		
Project Number: W912QR-10-P-0037	Shipping/Tracking No:		
PO#			

COC No: 014342
6 of 6 COCs

Analysis Turnaround Time (in BUS days)
TAT if different from below _____
☐ 3 weeks
☒ 2 weeks
☐ 1 week
☐ 2 days
☐ 1 day

For lab use only
Walk-in client ☐
Lab pickup ☐
Lab sampling ☐
Job/SDG No:

Sample Identification	Sample Date	Sample Time	Matrix: Air	Aqueous	Sediment	Solid	Other:	Containers & Preservatives: H2SO4	HNO3	HCl	NaOH	ZnAc/NaOH	Unpres	Other:	Filtered Sample (Y/N)	Composite=C / Grab=G	Analyses: TAL 6010B	TAL 7471A HG	TAL 7196 CR+6	TAL 8330B EXP	PROPELLANTS	TAL 8270C SVOC	SUB PESTICIDES	SUB PCBs			Sample Specific Notes / Special Instructions:
EQUIPMENT RINSATE 2-1	7-6-2011	0900		X																		X					
" " 2-2	↑	0900		↑																		X					ANALYZE ONLY IF 2-1 NOT DONE
" " 2-3		0900																					X				
" " 2-4		0900																					X				ANALYZE ONLY IF 2-3 NOT DONE
" " 2-5		0900																						X			
" " 2-6		0900																						X			ANALYZE ONLY IF 2-5 NOT DONE
" " 2-7		0900																		X							
" " 2-8		0900																		X							ANALYZE ONLY IF 2-7 NOT DONE
" " 2-9	↓	0900		↓																	X						
" " 2-10		0900							X								X	X									
" " 2-11	7-6-2011	0900		X															X								

Possible Hazard Identification
☒ Non-Hazard ☐ Flammable ☐ Skin Irritant ☐ Poison B ☐ Unknown

Sample Disposal (A fee may be assessed if samples are retained longer than 1 month)
☐ Return to Client ☒ Disposal By Lab ☐ Archive For _____ Months

Special Instructions/QC Requirements & Comments:

Relinquished by:	Company:	Date/Time:	Received by:	Company:	Date/Time:
[signature]	PRUDENT	7/6/11 1315			
Relinquished by:	Company:	Date/Time:	Received by:	Company:	Date/Time:
Relinquished by:	Company:	Date/Time:	Received in Laboratory by:	Company:	Date/Time:
			[signature]	TAL	7-6-11 1315

©2008, TestAmerica Laboratories, Inc. All rights reserved.
TestAmerica & Design ™ are trademarks of TestAmerica Laboratories, Inc.

TAL 0018- 1 (04/10)

TestAmerica Cooler Receipt Form/Narrative **Lot Number:** 1728
North Canton Facility

Client PRUDENT TECH Project LL51-4/12 By: [signature] (Signature)
Cooler Received on 6 JUL 2011 Opened on 6 JUL 2011
FedEx ☐ UPS ☐ DHL ☐ FAS ☐ Stetson ☐ Client Drop Off ☒ TestAmerica Courier ☐ Other
TestAmerica Cooler # BACK Multiple Coolers ☒ Foam Box ☐ Client Cooler ☐ Other

1. Were custody seals on the outside of the cooler(s)? Yes ☒ No ☐ Intact? Yes ☒ No ☐ NA ☐
   If YES, Quantity 5 Quantity Unsalvageable
   Were custody seals on the outside of cooler(s) signed and dated? Yes ☐ No ☒ NA ☐
   Were custody seals on the bottle(s)? Yes ☐ No ☒
   If YES, are there any exceptions?
2. Shippers' packing slip attached to the cooler(s)? Yes ☐ No ☒
3. Did custody papers accompany the sample(s)? Yes ☒ No ☐ Relinquished by client? Yes ☒ No ☐
4. Were the custody papers signed in the appropriate place? Yes ☒ No ☐
5. Packing material used: Bubble Wrap ☒ Foam ☐ None ☐ Other PASTIBAG
6. Cooler temperature upon receipt BACK °C See back of form for multiple coolers/temps ☒
   METHOD: IR ☒ Other ☐
   COOLANT: Wet Ice ☒ Blue Ice ☐ Dry Ice ☐ Water ☐ None ☐
7. Did all bottles arrive in good condition (Unbroken)? Yes ☒ No ☐
8. Could all bottle labels be reconciled with the COC? Yes ☒ No ☐
9. Were sample(s) at the correct pH upon receipt? Yes ☒ No ☐ NA ☐
10. Were correct bottle(s) used for the test(s) indicated? Yes ☒ No ☐
11. Were air bubbles >6 mm in any VOA vials? Yes ☐ No ☐ NA ☒
12. Sufficient quantity received to perform indicated analyses? Yes ☒ No ☐
13. Was a trip blank present in the cooler(s)? Yes ☐ No ☒ Were VOAs on the COC? Yes ☒ No ☐

Contacted PM _____ Date _____ by _____ via Verbal ☐ Voice Mail ☐ Other ☐
Concerning

14. CHAIN OF CUSTODY

The following discrepancies occurred:

15. SAMPLE CONDITION

Sample(s) _____ were received after the recommended holding time had expired.
Sample(s) _____ were received in a broken container.
Sample(s) _____ were received with bubble >6 mm in diameter. (Notify PM)

16. SAMPLE PRESERVATION

Sample(s) _____ were further preserved in Sample Receiving to meet recommended pH level(s). *Nitric Acid Lot#* 100110-*HNO_3; Sulfuric Acid Lot#* 110410-*H_2SO_4; Sodium Hydroxide Lot#* 100108 -*NaOH; Hydrochloric Acid Lot#* 092006-*HCl; Sodium Hydroxide and Zinc Acetate Lot#* 100108-*$(CH_3COO)_2ZN/NaOH$.* What time was preservative added to sample(s)?

Client ID	pH	Date	Initials
2-10 EQ RINSE	<2	6 JUL 2011	MAF

TestAmerica Cooler Receipt Form/Narrative
North Canton Facility

Client ID	pH	Date	Initials

Cooler #	Temp. °C	Method	Coolant
Client	4.2	IR	Ice
A235	2.8		
~~A no#~~	2.6		
~~A no#~~	1.6		
~~A no #~~	3.0		

Discrepancies Cont'd:

Login Sample Receipt Checklist

Client: Prudent Technologies, Inc

Job Number: 240-1728-1

Login Number: 1728
List Number: 1
Creator: Livengood, Chris

List Source: TestAmerica North Canton

Question	Answer	Comment
Radioactivity either was not measured or, if measured, is at or below background	N/A	
The cooler's custody seal, if present, is intact.	True	
The cooler or samples do not appear to have been compromised or tampered with.	True	
Samples were received on ice.	True	
Cooler Temperature is acceptable.	True	
Cooler Temperature is recorded.	True	4.2, 2.8, 0.6, 1.6, 3.6
COC is present.	True	
COC is filled out in ink and legible.	True	
COC is filled out with all pertinent information.	True	
Is the Field Sampler's name present on COC?	True	
There are no discrepancies between the sample IDs on the containers and the COC.	True	
Samples are received within Holding Time.	True	
Sample containers have legible labels.	True	
Containers are not broken or leaking.	True	
Sample collection date/times are provided.	True	
Appropriate sample containers are used.	True	
Sample bottles are completely filled.	True	
Sample Preservation Verified.	True	
There is sufficient vol. for all requested analyses, incl. any requested MS/MSDs	True	
VOA sample vials do not have headspace or bubble is <6mm (1/4") in diameter.	True	
Multiphasic samples are not present.	True	
Samples do not require splitting or compositing.	N/A	
Residual Chlorine Checked.	True	

CT LABORATORIES

delivering more than data from your environmental analyses

ANALYTICAL REPORT

This report at a minimum contains the following information:

- Analytical Report of Test Results
- Description of QC Qualifiers
- Chain of Custody (copy)
- Sample Condition Report
- Quality Control Summary
- Case Narrative (if applicable)
- Correspondence with Client (if applicable)

For analyses that require NELAP accreditation, all analytes, by matrix and method, are accredited following current NELAP standards unless specifically noted in this document.

ACCREDITED IN ACCORDANCE WITH nelac

1230 Lange Court • Baraboo, WI 53913 • 608-356-2760 • www.ctlaboratories.com

CT LABORATORIES
delivering more than data from your environmental analyses
1230 Lange Court • Baraboo, WI 53913 • 608-356-2760
www.ctlaboratories.com

ANALYTICAL REPORT

USACE - LOUISVILLE
TOM CHANDA
600 DR MLKJ PLACE
PO BOX 59 ROOM 921
LOUISVILLE, KY 40201-0059

Project Name: CC-78
Contract #: 2263
Project #: W912QR-10-D-0024
Folder #: 88174
Purchase Order #:

Arrival Temperature: See COC
Report Date: 12/5/2011
Date Received: 11/11/2011
Reprint Date: 12/5/2011

CT LAB#: 101855 Sample Description: C78SB-023M-0101-SO Sampled: 11/9/2011 1230

Analyte	Result	Units	LOD	LOQ	Reporting Limit	Dilution	Qualifier	Prep Date/Time	Analysis Date/Time	Analyst	Method
Inorganic Results											
Solids, Percent	99.1	%				1			11/17/2011 14:00	BMS	EPA 8000C
Nitrocellulose	<13	mg/kg	13	44	100	1		11/21/2011 08:00	11/29/2011 04:12	RLD	EPA 9056M
Metals Results											
Aluminum	12200	mg/kg	0.081	0.28	0.48	2		11/21/2011 08:00	11/22/2011 10:47	NAH	EPA 6010C ^
Antimony	0.74	mg/kg	0.13	0.43	0.81	1	J	11/21/2011 08:00	11/23/2011 10:24	NAH	EPA 6010C ^
Arsenic	14.6	mg/kg	0.26	0.91	1.6	2		11/21/2011 08:00	11/22/2011 10:47	NAH	EPA 6010C ^
Barium	101	mg/kg	0.018	0.057	0.10	2		11/21/2011 08:00	11/22/2011 10:47	NAH	EPA 6010C ^
Beryllium	0.75	mg/kg	0.0081	0.024	0.081	2		11/21/2011 08:00	11/22/2011 10:47	NAH	EPA 6010C ^
Cadmium	0.13	mg/kg	0.012	0.042	0.081	2		11/21/2011 08:00	11/22/2011 10:47	NAH	EPA 6010C ^
Calcium	16200	mg/kg	0.48	1.6	2.8	2		11/21/2011 08:00	11/22/2011 10:47	NAH	EPA 6010C ^
Chromium	351	mg/kg	0.046	0.16	0.28	2		11/21/2011 08:00	11/22/2011 10:47	NAH	EPA 6010C ^
Cobalt	9.9	mg/kg	0.081	0.24	0.48	2		11/21/2011 08:00	11/22/2011 10:47	NAH	EPA 6010C ^
Copper	22.8	mg/kg	0.14	0.44	0.81	2		11/21/2011 08:00	11/22/2011 10:47	NAH	EPA 6010C ^
Iron	32100	mg/kg	0.61	2.0	3.6	2		11/21/2011 08:00	11/22/2011 10:47	NAH	EPA 6010C ^
Lead	22.3	mg/kg	0.081	0.28	0.50	2		11/21/2011 08:00	11/22/2011 10:47	NAH	EPA 6010C ^
Magnesium	3320	mg/kg	0.28	0.97	1.6	2		11/21/2011 08:00	11/22/2011 10:47	NAH	EPA 6010C ^
Manganese	853	mg/kg	0.050	0.17	0.30	2		11/21/2011 08:00	11/22/2011 10:47	NAH	EPA 6010C ^

Solid sample results reported on a Dry Weight Basis

CT LAB#: 101855 Sample Description: C78SB-023M-0101-SO Sampled: 11/9/2011 1230

Analyte	Result	Units	LOD	LOQ	Reporting Limit	Dilution	Qualifier	Prep Date/Time	Analysis Date/Time	Analyst	Method
Nickel	20.0	mg/kg	0.042	0.14	0.24	2		11/21/2011 08:00	11/22/2011 10:47	NAH	EPA 6010C ^
Selenium	0.97	mg/kg	0.12	0.42	0.81	2		11/21/2011 08:00	11/22/2011 10:47	NAH	EPA 6010C ^
Silver	<0.017	mg/kg	0.017	0.057	0.10	1		11/21/2011 08:00	11/23/2011 10:24	NAH	EPA 6010C ^
Thallium	0.75	mg/kg	0.081	0.26	0.48	1		11/21/2011 08:00	11/23/2011 10:24	NAH	EPA 6010C ^
Vanadium	19.7	mg/kg	0.024	0.079	0.16	2		11/21/2011 08:00	11/22/2011 10:47	NAH	EPA 6010C ^
Zinc	136	mg/kg	0.10	0.32	0.61	2		11/21/2011 08:00	11/22/2011 10:47	NAH	EPA 6010C ^
Potassium	1490	mg/kg	11	36	67	1		11/21/2011 08:00	11/22/2011 09:00	NAH	EPA 6010C ^
Sodium	<4.0	mg/kg	4.0	13	24	1		11/21/2011 08:00	11/22/2011 09:00	NAH	EPA 6010C ^
Mercury	0.019	mg/kg	0.0021	0.0071	0.0084	1		11/21/2011 12:00	11/22/2011 10:32	GCE	EPA 7471A ^
Organic Results											
Aroclor-1016	<10	ug/kg	10	35	100	1		11/17/2011 13:00	11/21/2011 14:19	JJY	EPA 8082A ^
Aroclor-1221	<20	ug/kg	20	66	100	1		11/17/2011 13:00	11/21/2011 14:19	JJY	EPA 8082A ^
Aroclor-1232	<27	ug/kg	27	91	100	1		11/17/2011 13:00	11/21/2011 14:19	JJY	EPA 8082A ^
Aroclor-1242	<29	ug/kg	29	97	100	1		11/17/2011 13:00	11/21/2011 14:19	JJY	EPA 8082A ^
Aroclor-1248	<29	ug/kg	29	98	100	1		11/17/2011 13:00	11/21/2011 14:19	JJY	EPA 8082A ^
Aroclor-1254	<23	ug/kg	23	76	100	1		11/17/2011 13:00	11/21/2011 14:19	JJY	EPA 8082A ^
Aroclor-1260	<12	ug/kg	12	38	100	1		11/17/2011 13:00	11/21/2011 14:19	JJY	EPA 8082A ^
Aroclor-1262	<21	ug/kg	21	71	100	1		11/17/2011 13:00	11/21/2011 14:19	JJY	EPA 8082A ^
Aroclor-1268	<28	ug/kg	28	93	100	1		11/17/2011 13:00	11/21/2011 14:19	JJY	EPA 8082A ^
Surr: DCBP	66	% Recovery	60	125	60-125	1		11/17/2011 13:00	11/21/2011 14:19	JJY	EPA 8082A
4,4'-DDD	3.0	ug/kg	0.30	1.2	2.4	1	P	11/17/2011 13:00	11/30/2011 17:57	JJY	EPA 8081B ^
4,4'-DDE	2.3	ug/kg	0.30	1.1	2.4	1	J	11/17/2011 13:00	11/30/2011 17:57	JJY	EPA 8081B ^
4,4'-DDT	12	ug/kg	0.50	1.5	2.4	1		11/17/2011 13:00	11/30/2011 17:57	JJY	EPA 8081B ^
Aldrin	<0.50	ug/kg	0.50	1.7	2.4	1		11/17/2011 13:00	11/30/2011 17:57	JJY	EPA 8081B ^
alpha-BHC	<0.60	ug/kg	0.60	1.9	2.4	1		11/17/2011 13:00	11/30/2011 17:57	JJY	EPA 8081B ^
alpha-Chlordane	<0.30	ug/kg	0.30	1.1	2.4	1		11/17/2011 13:00	11/30/2011 17:57	JJY	EPA 8081B ^
beta-BHC	40	ug/kg	0.60	2.0	2.4	1	P	11/17/2011 13:00	11/30/2011 17:57	JJY	EPA 8081B ^
Chlordane (Technical)	<4.0	ug/kg	4.0	30	60	1		11/17/2011 13:00	11/30/2011 17:57	JJY	EPA 8081B ^

Solid sample results reported on a Dry Weight Basis

CT LAB#: 101855 Sample Description: C78SB-023M-0101-SO Sampled: 11/9/2011 1230

Analyte	Result	Units	LOD	LOQ	Reporting Limit	Dilution	Qualifier	Prep Date/Time	Analysis Date/Time	Analyst	Method
delta-BHC	0.40	ug/kg	0.30	1.1	2.4	1	J P	11/17/2011 13:00	11/30/2011 17:57	JJY	EPA 8081B ^
Dieldrin	<0.30	ug/kg	0.30	1.2	2.4	1		11/17/2011 13:00	11/30/2011 17:57	JJY	EPA 8081B ^
Endosulfan I	<0.70	ug/kg	0.70	2.2	2.4	1		11/17/2011 13:00	11/30/2011 17:57	JJY	EPA 8081B ^
Endosulfan II	0.30	ug/kg	0.30	1.2	2.4	1	J P	11/17/2011 13:00	11/30/2011 17:57	JJY	EPA 8081B ^
Endosulfan sulfate	<0.91	ug/kg	0.91	3.1	4.0	1		11/17/2011 13:00	11/30/2011 17:57	JJY	EPA 8081B ^
Endrin	<0.40	ug/kg	0.40	1.4	2.4	1		11/17/2011 13:00	11/30/2011 17:57	JJY	EPA 8081B ^
Endrin aldehyde	3.8	ug/kg	1.1	3.6	4.0	1	J	11/17/2011 13:00	11/30/2011 17:57	JJY	EPA 8081B ^
Endrin ketone	3.6	ug/kg	0.80	2.8	4.0	1	J P	11/17/2011 13:00	11/30/2011 17:57	JJY	EPA 8081B ^
gamma-Chlordane	<0.30	ug/kg	0.30	1.1	2.4	1		11/17/2011 13:00	11/30/2011 17:57	JJY	EPA 8081B ^
Heptachlor	3.2	ug/kg	0.40	1.2	2.4	1	P	11/17/2011 13:00	11/30/2011 17:57	JJY	EPA 8081B ^
Heptachlor epoxide	<0.50	ug/kg	0.50	1.7	2.4	1		11/17/2011 13:00	11/30/2011 17:57	JJY	EPA 8081B ^
Lindane	<0.50	ug/kg	0.50	1.6	2.4	1		11/17/2011 13:00	11/30/2011 17:57	JJY	EPA 8081B ^
Methoxychlor	9.1	ug/kg	0.70	2.3	2.4	1	P	11/17/2011 13:00	11/30/2011 17:57	JJY	EPA 8081B ^
Toxaphene	<5.0	ug/kg	5.0	30	60	1		11/17/2011 13:00	11/30/2011 17:57	JJY	EPA 8081B ^
SURR:2,4,5,6-CL4-m-xylene	73	% Recovery	70	125	70-125	1		11/17/2011 13:00	11/30/2011 17:57	JJY	EPA 8081B
SURR:Decachlorobiphenyl	94	% Recovery	55	130	55-130	1		11/17/2011 13:00	11/30/2011 17:57	JJY	EPA 8081B
Nitroguanidine	<0.060	mg/kg	0.060	0.21	0.25	1		11/22/2011 09:45	11/23/2011 10:44	red	EPA 8330
1,2-Dinitrobenzene	77	% Recovery	50	150	50-150	1		11/22/2011 09:45	11/23/2011 10:44	red	EPA 8330
1,3,5-Trinitrobenzene	<0.13	mg/kg	0.13	0.43	0.50	1		11/17/2011 14:00	11/22/2011 14:45	red	EPA 8330B
1,3-Dinitrobenzene	<0.080	mg/kg	0.080	0.26	0.40	1		11/17/2011 14:00	11/22/2011 14:45	red	EPA 8330B
2,4,6-Trinitrotoluene	<0.090	mg/kg	0.090	0.31	0.40	1		11/17/2011 14:00	11/22/2011 14:45	red	EPA 8330B
2,4-Dinitrotoluene	<0.080	mg/kg	0.080	0.25	0.50	1		11/17/2011 14:00	11/22/2011 14:45	red	EPA 8330B
2,6-Dinitrotoluene	<0.070	mg/kg	0.070	0.24	0.50	1		11/17/2011 14:00	11/22/2011 14:45	red	EPA 8330B
2-Amino-4,6-dinitrotoluene	<0.090	mg/kg	0.090	0.29	0.40	1		11/17/2011 14:00	11/22/2011 14:45	red	EPA 8330B
2-Nitrotoluene	<0.090	mg/kg	0.090	0.28	0.50	1		11/17/2011 14:00	11/22/2011 14:45	red	EPA 8330B
3-Nitrotoluene	<0.11	mg/kg	0.11	0.36	0.40	1		11/17/2011 14:00	11/22/2011 14:45	red	EPA 8330B
4-Amino-2,6-dinitrotoluene	<0.080	mg/kg	0.080	0.25	0.40	1		11/17/2011 14:00	11/22/2011 14:45	red	EPA 8330B
4-Nitrotoluene	<0.10	mg/kg	0.10	0.34	0.40	1		11/17/2011 14:00	11/22/2011 14:45	red	EPA 8330B

Solid sample results reported on a Dry Weight Basis

CT LAB#: 101855 Sample Description: C78SB-023M-0101-SO Sampled: 11/9/2011 1230

Analyte	Result	Units	LOD	LOQ	Reporting Limit	Dilution	Qualifier	Prep Date/Time	Analysis Date/Time	Analyst	Method
HMX	<0.12	mg/kg	0.12	0.39	0.40	1		11/17/2011 14:00	11/22/2011 14:45	red	EPA 8330B
Nitrobenzene	<0.10	mg/kg	0.10	0.34	0.40	1		11/17/2011 14:00	11/22/2011 14:45	red	EPA 8330B
Nitroglycerin	<0.50	mg/kg	0.50	1.8	2.0	1		11/17/2011 14:00	11/22/2011 14:45	red	EPA 8330B
PETN	<0.60	mg/kg	0.60	1.9	2.0	1		11/17/2011 14:00	11/22/2011 14:45	red	EPA 8330B
RDX	<0.14	mg/kg	0.14	0.46	0.50	1		11/17/2011 14:00	11/22/2011 14:45	red	EPA 8330B
Tetryl	<0.090	mg/kg	0.090	0.30	0.40	1		11/17/2011 14:00	11/22/2011 14:45	red	EPA 8330B
1,2-Dinitrobenzene	95	% Recovery	74	128	74-128	1		11/17/2011 14:00	11/22/2011 14:45	red	EPA 8330B
1,2,4-Trichlorobenzene	<21	ug/kg	21	70	120	1		11/21/2011 13:30	11/28/2011 18:32	RPN	EPA 8270C ^
1,2-Dichlorobenzene	<24	ug/kg	24	80	120	1		11/21/2011 13:30	11/28/2011 18:32	RPN	EPA 8270C ^
1,3-Dichlorobenzene	<20	ug/kg	20	68	120	1		11/21/2011 13:30	11/28/2011 18:32	RPN	EPA 8270C ^
1,4-Dichlorobenzene	<19	ug/kg	19	64	120	1		11/21/2011 13:30	11/28/2011 18:32	RPN	EPA 8270C ^
2,4,5-Trichlorophenol	<130	ug/kg	130	450	610	1		11/21/2011 13:30	11/28/2011 18:32	RPN	EPA 8270C ^
2,4,6-Trichlorophenol	<130	ug/kg	130	450	610	1		11/21/2011 13:30	11/28/2011 18:32	RPN	EPA 8270C ^
2,4-Dichlorophenol	<120	ug/kg	120	420	610	1		11/21/2011 13:30	11/28/2011 18:32	RPN	EPA 8270C ^
2,4-Dimethylphenol	<100	ug/kg	100	330	610	1		11/21/2011 13:30	11/28/2011 18:32	RPN	EPA 8270C ^
2,4-Dinitrophenol	<270	ug/kg	270	910	2000	1		11/21/2011 13:30	11/28/2011 18:32	RPN	EPA 8270C ^
2,4-Dinitrotoluene	<24	ug/kg	24	80	120	1		11/21/2011 13:30	11/28/2011 18:32	RPN	EPA 8270C ^
2,6-Dinitrotoluene	<24	ug/kg	24	82	120	1		11/21/2011 13:30	11/28/2011 18:32	RPN	EPA 8270C ^
2-Chloronaphthalene	<23	ug/kg	23	77	120	1		11/21/2011 13:30	11/28/2011 18:32	RPN	EPA 8270C ^
2-Chlorophenol	<340	ug/kg	340	1100	2000	1		11/21/2011 13:30	11/28/2011 18:32	RPN	EPA 8270C ^
2-Methylnaphthalene	230	ug/kg	0.22	0.74	3.0	1		11/21/2011 13:30	11/28/2011 18:32	RPN	EPA 8270C ^
2-Methylphenol	<430	ug/kg	430	1400	2000	1		11/21/2011 13:30	11/28/2011 18:32	RPN	EPA 8270C ^
2-Nitroaniline	<23	ug/kg	23	79	120	1		11/21/2011 13:30	11/28/2011 18:32	RPN	EPA 8270C ^
2-Nitrophenol	<280	ug/kg	280	950	1000	1		11/21/2011 13:30	11/28/2011 18:32	RPN	EPA 8270C ^
3 & 4-Methylphenol	<660	ug/kg	660	2200	3700	1		11/21/2011 13:30	11/28/2011 18:32	RPN	EPA 8270C ^
3,3'-Dichlorobenzidine	<150	ug/kg	150	500	510	1		11/21/2011 13:30	11/28/2011 18:32	RPN	EPA 8270C ^
3-Nitroaniline	<22	ug/kg	22	73	120	1		11/21/2011 13:30	11/28/2011 18:32	RPN	EPA 8270C ^
4,6-Dinitro-2-methylphenol	<270	ug/kg	270	910	1000	1		11/21/2011 13:30	11/28/2011 18:32	RPN	EPA 8270C ^
4-Bromophenyl-phenyl ether	<25	ug/kg	25	84	120	1		11/21/2011 13:30	11/28/2011 18:32	RPN	EPA 8270C ^

Solid sample results reported on a Dry Weight Basis

CT LAB#: 101855 Sample Description: C78SB-023M-0101-SO Sampled: 11/9/2011 1230

Analyte	Result	Units	LOD	LOQ	Reporting Limit	Dilution	Qualifier	Prep Date/Time	Analysis Date/Time	Analyst	Method
4-Chloro-3-methylphenol	<390	ug/kg	390	1300	2000	1		11/21/2011 13:30	11/28/2011 18:32	RPN	EPA 8270C ^
4-Chloroaniline	<40	ug/kg	40	130	200	1		11/21/2011 13:30	11/28/2011 18:32	RPN	EPA 8270C ^
4-Chlorophenyl-phenyl ether	<26	ug/kg	26	88	200	1		11/21/2011 13:30	11/28/2011 18:32	RPN	EPA 8270C ^
4-Nitroaniline	<30	ug/kg	30	100	120	1		11/21/2011 13:30	11/28/2011 18:32	RPN	EPA 8270C ^
4-Nitrophenol	<410	ug/kg	410	1300	2000	1		11/21/2011 13:30	11/28/2011 18:32	RPN	EPA 8270C ^
Acenaphthene	120	ug/kg	0.33	1.1	3.0	1		11/21/2011 13:30	11/28/2011 18:32	RPN	EPA 8270C ^
Acenaphthylene	350	ug/kg	0.24	0.83	3.0	1		11/21/2011 13:30	11/28/2011 18:32	RPN	EPA 8270C ^
Anthracene	740	ug/kg	0.31	1.0	3.0	1		11/21/2011 13:30	11/28/2011 18:32	RPN	EPA 8270C ^
Benzo(a)anthracene	2500	ug/kg	0.32	1.1	3.0	1		11/21/2011 13:30	11/28/2011 18:32	RPN	EPA 8270C ^
Benzo(a)pyrene	1400	ug/kg	0.28	0.93	5.1	1		11/21/2011 13:30	11/28/2011 18:32	RPN	EPA 8270C ^
Benzo(b)fluoranthene	2300	ug/kg	0.41	1.3	3.0	1		11/21/2011 13:30	11/28/2011 18:32	RPN	EPA 8270C ^
Benzo(g,h,i)perylene	710	ug/kg	0.40	1.3	3.0	1		11/21/2011 13:30	11/28/2011 18:32	RPN	EPA 8270C ^
Benzo(k)fluoranthene	840	ug/kg	0.38	1.2	3.0	1		11/21/2011 13:30	11/28/2011 18:32	RPN	EPA 8270C ^
Benzoic acid	<290	ug/kg	290	990	3000	1		11/21/2011 13:30	11/28/2011 18:32	RPN	EPA 8270C ^
Benzyl alcohol	<84	ug/kg	84	280	410	1		11/21/2011 13:30	11/28/2011 18:32	RPN	EPA 8270C ^
Bis(2-chloroethoxy)methane	<23	ug/kg	23	77	120	1		11/21/2011 13:30	11/28/2011 18:32	RPN	EPA 8270C ^
Bis(2-chloroethyl)ether	<25	ug/kg	25	85	120	1		11/21/2011 13:30	11/28/2011 18:32	RPN	EPA 8270C ^
Bis(2-chloroisopropyl)ether	<30	ug/kg	30	100	120	1		11/21/2011 13:30	11/28/2011 18:32	RPN	EPA 8270C ^
Butylbenzylphthalate	<74	ug/kg	74	240	410	1		11/21/2011 13:30	11/28/2011 18:32	RPN	EPA 8270C ^
Carbazole	390	ug/kg	28	95	120	1		11/21/2011 13:30	11/28/2011 18:32	RPN	EPA 8270C ^
Chrysene	2000	ug/kg	0.35	1.2	3.0	1		11/21/2011 13:30	11/28/2011 18:32	RPN	EPA 8270C ^
Di-n-butylphthalate	<80	ug/kg	80	260	410	1		11/21/2011 13:30	11/28/2011 18:32	RPN	EPA 8270C ^
Di-n-octylphthalate	<60	ug/kg	60	200	200	1		11/21/2011 13:30	11/28/2011 18:32	RPN	EPA 8270C ^
Dibenzo(a,h)anthracene	240	ug/kg	0.35	1.2	3.0	1		11/21/2011 13:30	11/28/2011 18:32	RPN	EPA 8270C ^
Dibenzofuran	340	ug/kg	24	82	120	1		11/21/2011 13:30	11/28/2011 18:32	RPN	EPA 8270C ^
Diethylphthalate	<65	ug/kg	65	220	410	1		11/21/2011 13:30	11/28/2011 18:32	RPN	EPA 8270C ^
Dimethylphthalate	<64	ug/kg	64	210	410	1		11/21/2011 13:30	11/28/2011 18:32	RPN	EPA 8270C ^
Fluoranthene	<0.37	ug/kg	0.37	1.2	3.0	1		11/21/2011 13:30	11/28/2011 18:32	RPN	EPA 8270C ^
Fluorene	430	ug/kg	0.37	1.2	3.0	1		11/21/2011 13:30	11/28/2011 18:32	RPN	EPA 8270C ^

Solid sample results reported on a Dry Weight Basis

CT LAB#: 101855 Sample Description: C78SB-023M-0101-SO Sampled: 11/9/2011 1230

Analyte	Result	Units	LOD	LOQ	Reporting Limit	Dilution	Qualifier	Prep Date/Time	Analysis Date/Time	Analyst	Method
Hexachlorobenzene	<28	ug/kg	28	95	120	1		11/21/2011 13:30	11/28/2011 18:32	RPN	EPA 8270C ^
Hexachlorobutadiene	<63	ug/kg	63	210	410	1		11/21/2011 13:30	11/28/2011 18:32	RPN	EPA 8270C ^
Hexachlorocyclopentadiene	<53	ug/kg	53	170	200	1		11/21/2011 13:30	11/28/2011 18:32	RPN	EPA 8270C ^
Hexachloroethane	<33	ug/kg	33	110	120	1		11/21/2011 13:30	11/28/2011 18:32	RPN	EPA 8270C ^
Indeno(1,2,3-cd)pyrene	1000	ug/kg	0.37	1.2	3.0	1		11/21/2011 13:30	11/28/2011 18:32	RPN	EPA 8270C ^
Isophorone	<51	ug/kg	51	170	200	1		11/21/2011 13:30	11/28/2011 18:32	RPN	EPA 8270C ^
N-Nitroso-di-n-propylamine	<71	ug/kg	71	230	410	1		11/21/2011 13:30	11/28/2011 18:32	RPN	EPA 8270C ^
N-Nitrosodiphenylamine & Diphn	<51	ug/kg	51	160	410	1		11/21/2011 13:30	11/28/2011 18:32	RPN	EPA 8270C ^
Naphthalene	180	ug/kg	0.27	0.90	3.0	1		11/21/2011 13:30	11/28/2011 18:32	RPN	EPA 8270C ^
Nitrobenzene	<60	ug/kg	60	200	200	1		11/21/2011 13:30	11/28/2011 18:32	RPN	EPA 8270C ^
Pentachlorophenol	<240	ug/kg	240	810	1000	1		11/21/2011 13:30	11/28/2011 18:32	RPN	EPA 8270C ^
Phenanthrene	4500	ug/kg	0.46	1.5	3.0	1		11/21/2011 13:30	11/28/2011 18:32	RPN	EPA 8270C ^
Phenol	<160	ug/kg	160	540	610	1		11/21/2011 13:30	11/28/2011 18:32	RPN	EPA 8270C ^
Pyrene	4500	ug/kg	0.42	1.4	1.5	1		11/21/2011 13:30	11/28/2011 18:32	RPN	EPA 8270C ^
Surr: 2,4,6-Tribromophenol	36	% Recovery	35	125	35-125	1		11/21/2011 13:30	11/28/2011 18:32	RPN	EPA 8270C
Surr: 2-Fluorobiphenyl	64	% Recovery	45	105	45-105	1		11/21/2011 13:30	11/28/2011 18:32	RPN	EPA 8270C
Surr: 2-Fluorophenol	41	% Recovery	35	105	35-105	1		11/21/2011 13:30	11/28/2011 18:32	RPN	EPA 8270C
Surr: Nitrobenzene-d5	67	% Recovery	35	100	35-100	1		11/21/2011 13:30	11/28/2011 18:32	RPN	EPA 8270C
Surr: o-terphenyl-d14	69	% Recovery	30	125	30-125	1		11/21/2011 13:30	11/28/2011 18:32	RPN	EPA 8270C
Surr: Phenol-d5	55	% Recovery	40	100	40-100	1		11/21/2011 13:30	11/28/2011 18:32	RPN	EPA 8270C
Surr: Terphenyl-d14	69	% Recovery	30	125	30-125	1		11/21/2011 13:30	11/28/2011 18:32	RPN	EPA 8270C

Sub Lab Results

Asbestos	ATTACHED					1			12/01/2011 00:00	PML	

CT LAB#: 101856 Sample Description: C78SB-023V-0101-SO Sampled: 11/9/2011 1230

Analyte	Result	Units	LOD	LOQ	Reporting Limit	Dilution	Qualifier	Prep Date/Time	Analysis Date/Time	Analyst	Method

Solid sample results reported on a Dry Weight Basis

CT LAB#: 101856 Sample Description: C78SB-023V-0101-SO Sampled: 11/9/2011 1230

Analyte	Result	Units	LOD	LOQ	Reporting Limit	Dilution	Qualifier	Prep Date/Time	Analysis Date/Time	Analyst	Method
Inorganic Results											
Solids, Percent	84.2	%				1			11/17/2011 14:00	BMS	EPA 8000C
Organic Results											
1,1,1-Trichloroethane	<11	ug/kg	11	34	53	1		11/16/2011 12:30	11/17/2011 11:22	APG	EPA 8260B ^
1,1,2,2-Tetrachloroethane	<6.4	ug/kg	6.4	22	53	1		11/16/2011 12:30	11/17/2011 11:22	APG	EPA 8260B ^
1,1,2-Trichloroethane	<8.5	ug/kg	8.5	28	53	1		11/16/2011 12:30	11/17/2011 11:22	APG	EPA 8260B ^
1,1-Dichloroethane	<12	ug/kg	12	39	53	1		11/16/2011 12:30	11/17/2011 11:22	APG	EPA 8260B ^
1,1-Dichloroethene	<17	ug/kg	17	55	53	1		11/16/2011 12:30	11/17/2011 11:22	APG	EPA 8260B ^
1,2-Dibromoethane	<11	ug/kg	11	36	53	1		11/16/2011 12:30	11/17/2011 11:22	APG	EPA 8260B ^
1,2-Dichloroethane	<13	ug/kg	13	42	53	1		11/16/2011 12:30	11/17/2011 11:22	APG	EPA 8260B ^
1,2-Dichloropropane	<7.5	ug/kg	7.5	23	53	1		11/16/2011 12:30	11/17/2011 11:22	APG	EPA 8260B ^
2-Butanone	<110	ug/kg	110	360	530	1		11/16/2011 12:30	11/17/2011 11:22	APG	EPA 8260B ^
2-Hexanone	<72	ug/kg	72	240	530	1		11/16/2011 12:30	11/17/2011 11:22	APG	EPA 8260B ^
4-Methyl-2-pentanone	<87	ug/kg	87	290	530	1		11/16/2011 12:30	11/17/2011 11:22	APG	EPA 8260B ^
Acetone	140	ug/kg	67	220	530	1	J B	11/16/2011 12:30	11/17/2011 11:22	APG	EPA 8260B ^
Benzene	<5.3	ug/kg	5.3	19	53	1		11/16/2011 12:30	11/17/2011 11:22	APG	EPA 8260B ^
Bromochloromethane	<8.5	ug/kg	8.5	28	53	1		11/16/2011 12:30	11/17/2011 11:22	APG	EPA 8260B ^
Bromodichloromethane	<9.6	ug/kg	9.6	32	53	1		11/16/2011 12:30	11/17/2011 11:22	APG	EPA 8260B ^
Bromoform	<6.4	ug/kg	6.4	22	53	1		11/16/2011 12:30	11/17/2011 11:22	APG	EPA 8260B ^
Bromomethane	<32	ug/kg	32	110	110	1		11/16/2011 12:30	11/17/2011 11:22	APG	EPA 8260B ^
Carbon disulfide	<16	ug/kg	16	54	110	1		11/16/2011 12:30	11/17/2011 11:22	APG	EPA 8260B ^
Carbon tetrachloride	<12	ug/kg	12	39	53	1		11/16/2011 12:30	11/17/2011 11:22	APG	EPA 8260B ^
Chlorobenzene	<8.5	ug/kg	8.5	27	53	1		11/16/2011 12:30	11/17/2011 11:22	APG	EPA 8260B ^
Chloroethane	<20	ug/kg	20	69	110	1		11/16/2011 12:30	11/17/2011 11:22	APG	EPA 8260B ^
Chloroform	<9.6	ug/kg	9.6	34	53	1		11/16/2011 12:30	11/17/2011 11:22	APG	EPA 8260B ^
Chloromethane	<27	ug/kg	27	89	110	1		11/16/2011 12:30	11/17/2011 11:22	APG	EPA 8260B ^
cis-1,2-Dichloroethene	<11	ug/kg	11	36	53	1		11/16/2011 12:30	11/17/2011 11:22	APG	EPA 8260B ^
cis-1,3-Dichloropropene	<11	ug/kg	11	34	53	1		11/16/2011 12:30	11/17/2011 11:22	APG	EPA 8260B ^

Solid sample results reported on a Dry Weight Basis

CT LAB#: 101856 Sample Description: C78SB-023V-0101-SO Sampled: 11/9/2011 1230

Analyte	Result	Units	LOD	LOQ	Reporting Limit	Dilution	Qualifier	Prep Date/Time	Analysis Date/Time	Analyst	Method
Dibromochloromethane	<8.5	ug/kg	8.5	28	53	1		11/16/2011 12:30	11/17/2011 11:22	APG	EPA 8260B ^
Ethylbenzene	14	ug/kg	8.5	27	53	1	J	11/16/2011 12:30	11/17/2011 11:22	APG	EPA 8260B ^
m & p-Xylene	36	ug/kg	19	64	110	1	J	11/16/2011 12:30	11/17/2011 11:22	APG	EPA 8260B ^
Methylene chloride	<43	ug/kg	43	140	110	1		11/16/2011 12:30	11/17/2011 11:22	APG	EPA 8260B ^
o-Xylene	34	ug/kg	8.5	27	53	1	J	11/16/2011 12:30	11/17/2011 11:22	APG	EPA 8260B ^
Styrene	<6.4	ug/kg	6.4	21	53	1		11/16/2011 12:30	11/17/2011 11:22	APG	EPA 8260B ^
Tetrachloroethene	<8.5	ug/kg	8.5	29	53	1		11/16/2011 12:30	11/17/2011 11:22	APG	EPA 8260B ^
Toluene	32	ug/kg	7.5	27	53	1	J	11/16/2011 12:30	11/17/2011 11:22	APG	EPA 8260B ^
trans-1,2-Dichloroethene	<12	ug/kg	12	40	53	1		11/16/2011 12:30	11/17/2011 11:22	APG	EPA 8260B ^
trans-1,3-Dichloropropene	<7.5	ug/kg	7.5	24	53	1		11/16/2011 12:30	11/17/2011 11:22	APG	EPA 8260B ^
Trichloroethene	<11	ug/kg	11	34	53	1		11/16/2011 12:30	11/17/2011 11:22	APG	EPA 8260B ^
Trichlorofluoromethane	<14	ug/kg	14	45	53	1		11/16/2011 12:30	11/17/2011 11:22	APG	EPA 8260B ^
Vinyl chloride	<15	ug/kg	15	50	53	1		11/16/2011 12:30	11/17/2011 11:22	APG	EPA 8260B ^
1,2 Dichloroethane-d4	97	% Recovery	80	117	80-117	1		11/16/2011 12:30	11/17/2011 11:22	APG	EPA 8260B
Bromofluorobenzene	101	% Recovery	85	120	85-120	1		11/16/2011 12:30	11/17/2011 11:22	APG	EPA 8260B
d8-Toluene	99	% Recovery	85	115	85-115	1		11/16/2011 12:30	11/17/2011 11:22	APG	EPA 8260B
Dibromofluoromethane	96	% Recovery	82	118	82-118	1		11/16/2011 12:30	11/17/2011 11:22	APG	EPA 8260B

CT LAB#: 101857 Sample Description: C78SB-023M-0102-SO Sampled: 11/9/2011 1230

Analyte	Result	Units	LOD	LOQ	Reporting Limit	Dilution	Qualifier	Prep Date/Time	Analysis Date/Time	Analyst	Method
Inorganic Results											
Solids, Percent	99.4	%				1			11/17/2011 14:00	BMS	EPA 8000C
Nitrocellulose	<13	mg/kg	13	44	100	1		11/21/2011 08:00	11/29/2011 04:30	RLD	EPA 9056M
Metals Results											
Aluminum	5530	mg/kg	0.080	0.28	0.48	2		11/21/2011 08:00	11/22/2011 10:55	NAH	EPA 6010C ^
Antimony	3.8	mg/kg	0.26	0.87	1.6	2		11/21/2011 08:00	11/22/2011 10:55	NAH	EPA 6010C ^

Solid sample results reported on a Dry Weight Basis

CT LAB#: 101857 Sample Description: C78SB-023M-0102-SO Sampled: 11/9/2011 1230

Analyte	Result	Units	LOD	LOQ	Reporting Limit	Dilution	Qualifier	Prep Date/Time	Analysis Date/Time	Analyst	Method
Arsenic	12.5	mg/kg	0.26	0.91	1.6	2		11/21/2011 08:00	11/22/2011 10:55	NAH	EPA 6010C ^
Barium	207	mg/kg	0.018	0.056	0.10	2		11/21/2011 08:00	11/22/2011 10:55	NAH	EPA 6010C ^
Beryllium	0.56	mg/kg	0.0080	0.024	0.080	2		11/21/2011 08:00	11/22/2011 10:55	NAH	EPA 6010C ^
Cadmium	1.2	mg/kg	0.012	0.042	0.080	2		11/21/2011 08:00	11/22/2011 10:55	NAH	EPA 6010C ^
Calcium	2980	mg/kg	0.48	1.6	2.8	2		11/21/2011 08:00	11/22/2011 10:55	NAH	EPA 6010C ^
Chromium	361	mg/kg	0.046	0.16	0.28	2		11/21/2011 08:00	11/22/2011 10:55	NAH	EPA 6010C ^
Cobalt	7.1	mg/kg	0.080	0.24	0.48	2		11/21/2011 08:00	11/22/2011 10:55	NAH	EPA 6010C ^
Copper	243	mg/kg	0.14	0.44	0.80	2		11/21/2011 08:00	11/22/2011 10:55	NAH	EPA 6010C ^
Iron	38000	mg/kg	0.60	2.0	3.6	2		11/21/2011 08:00	11/22/2011 10:55	NAH	EPA 6010C ^
Lead	568	mg/kg	0.080	0.28	0.50	2		11/21/2011 08:00	11/22/2011 10:55	NAH	EPA 6010C ^
Magnesium	1090	mg/kg	0.28	0.97	1.6	2		11/21/2011 08:00	11/22/2011 10:55	NAH	EPA 6010C ^
Manganese	391	mg/kg	0.050	0.17	0.30	2		11/21/2011 08:00	11/22/2011 10:55	NAH	EPA 6010C ^
Nickel	34.9	mg/kg	0.042	0.14	0.24	2		11/21/2011 08:00	11/22/2011 10:55	NAH	EPA 6010C ^
Selenium	0.20	mg/kg	0.060	0.21	0.40	1	J	11/21/2011 08:00	11/23/2011 10:31	NAH	EPA 6010C ^
Silver	0.44	mg/kg	0.034	0.11	0.20	2		11/21/2011 08:00	11/22/2011 10:55	NAH	EPA 6010C ^
Thallium	0.53	mg/kg	0.080	0.26	0.48	1		11/21/2011 08:00	11/23/2011 10:31	NAH	EPA 6010C ^
Vanadium	10.7	mg/kg	0.024	0.078	0.16	2		11/21/2011 08:00	11/22/2011 10:55	NAH	EPA 6010C ^
Zinc	870	mg/kg	0.10	0.32	0.60	2		11/21/2011 08:00	11/22/2011 10:55	NAH	EPA 6010C ^
Potassium	777	mg/kg	11	36	66	1		11/21/2011 08:00	11/22/2011 09:02	NAH	EPA 6010C ^
Sodium	<4.0	mg/kg	4.0	13	24	1		11/21/2011 08:00	11/22/2011 09:02	NAH	EPA 6010C ^
Mercury	0.023	mg/kg	0.0021	0.0070	0.0084	1		11/21/2011 12:00	11/22/2011 10:34	GCE	EPA 7471A ^
Organic Results											
Aroclor-1016	<10	ug/kg	10	35	100	1		11/17/2011 13:00	11/21/2011 14:37	JJY	EPA 8082A ^
Aroclor-1221	<20	ug/kg	20	66	100	1		11/17/2011 13:00	11/21/2011 14:37	JJY	EPA 8082A ^
Aroclor-1232	<27	ug/kg	27	91	100	1		11/17/2011 13:00	11/21/2011 14:37	JJY	EPA 8082A ^
Aroclor-1242	<29	ug/kg	29	97	100	1		11/17/2011 13:00	11/21/2011 14:37	JJY	EPA 8082A ^
Aroclor-1248	<29	ug/kg	29	98	100	1		11/17/2011 13:00	11/21/2011 14:37	JJY	EPA 8082A ^
Aroclor-1254	250	ug/kg	23	76	100	1		11/17/2011 13:00	11/21/2011 20:19	JJY	EPA 8082A ^

Solid sample results reported on a Dry Weight Basis

CT LAB#: 101857 Sample Description: C78SB-023M-0102-SO Sampled: 11/9/2011 1230

Analyte	Result	Units	LOD	LOQ	Reporting Limit	Dilution	Qualifier	Prep Date/Time	Analysis Date/Time	Analyst	Method
Aroclor-1260	<12	ug/kg	12	38	100	1		11/17/2011 13:00	11/21/2011 14:37	JJY	EPA 8082A ^
Aroclor-1262	<21	ug/kg	21	71	100	1		11/17/2011 13:00	11/21/2011 14:37	JJY	EPA 8082A ^
Aroclor-1268	<28	ug/kg	28	93	100	1		11/17/2011 13:00	11/21/2011 14:37	JJY	EPA 8082A ^
Surr: DCBP	65	% Recovery	60	125	60-125	1		11/17/2011 13:00	11/21/2011 14:37	JJY	EPA 8082A
4,4'-DDD	<0.30	ug/kg	0.30	1.2	2.4	1		11/17/2011 13:00	11/29/2011 15:14	JJY	EPA 8081B ^
4,4'-DDE	<0.30	ug/kg	0.30	1.1	2.4	1		11/17/2011 13:00	11/29/2011 15:14	JJY	EPA 8081B ^
4,4'-DDT	<0.50	ug/kg	0.50	1.5	2.4	1		11/17/2011 13:00	11/29/2011 15:14	JJY	EPA 8081B ^
Aldrin	<0.50	ug/kg	0.50	1.7	2.4	1		11/17/2011 13:00	11/29/2011 15:14	JJY	EPA 8081B ^
alpha-BHC	<0.60	ug/kg	0.60	1.9	2.4	1		11/17/2011 13:00	11/29/2011 15:14	JJY	EPA 8081B ^
alpha-Chlordane	<0.30	ug/kg	0.30	1.1	2.4	1		11/17/2011 13:00	11/29/2011 15:14	JJY	EPA 8081B ^
beta-BHC	<0.60	ug/kg	0.60	2.0	2.4	1		11/17/2011 13:00	11/29/2011 15:14	JJY	EPA 8081B ^
Chlordane (Technical)	<4.0	ug/kg	4.0	30	60	1		11/17/2011 13:00	11/29/2011 15:14	JJY	EPA 8081B ^
delta-BHC	<0.30	ug/kg	0.30	1.1	2.4	1		11/17/2011 13:00	11/29/2011 15:14	JJY	EPA 8081B ^
Dieldrin	5.8	ug/kg	0.30	1.2	2.4	1	P	11/17/2011 13:00	11/29/2011 15:14	JJY	EPA 8081B ^
Endosulfan I	<0.70	ug/kg	0.70	2.2	2.4	1		11/17/2011 13:00	11/29/2011 15:14	JJY	EPA 8081B ^
Endosulfan II	0.70	ug/kg	0.30	1.2	2.4	1	J P	11/17/2011 13:00	11/29/2011 15:14	JJY	EPA 8081B ^
Endosulfan sulfate	<0.91	ug/kg	0.91	3.1	4.0	1		11/17/2011 13:00	11/29/2011 15:14	JJY	EPA 8081B ^
Endrin	3.7	ug/kg	0.40	1.4	2.4	1		11/17/2011 13:00	11/29/2011 15:14	JJY	EPA 8081B ^
Endrin aldehyde	<1.1	ug/kg	1.1	3.6	4.0	1		11/17/2011 13:00	11/29/2011 15:14	JJY	EPA 8081B ^
Endrin ketone	<0.80	ug/kg	0.80	2.8	4.0	1		11/17/2011 13:00	11/29/2011 15:14	JJY	EPA 8081B ^
gamma-Chlordane	<0.30	ug/kg	0.30	1.1	2.4	1		11/17/2011 13:00	11/29/2011 15:14	JJY	EPA 8081B ^
Heptachlor	<0.40	ug/kg	0.40	1.2	2.4	1		11/17/2011 13:00	11/29/2011 15:14	JJY	EPA 8081B ^
Heptachlor epoxide	1.6	ug/kg	0.50	1.7	2.4	1	J P	11/17/2011 13:00	11/29/2011 15:14	JJY	EPA 8081B ^
Lindane	1.4	ug/kg	0.50	1.6	2.4	1	J P	11/17/2011 13:00	11/29/2011 15:14	JJY	EPA 8081B ^
Methoxychlor	24	ug/kg	0.70	2.3	2.4	1		11/17/2011 13:00	11/29/2011 15:14	JJY	EPA 8081B ^
Toxaphene	<5.0	ug/kg	5.0	30	60	1		11/17/2011 13:00	11/29/2011 15:14	JJY	EPA 8081B ^
SURR:2,4,5,6-CL4-m-xylene	74	% Recovery	70	125	70-125	1		11/17/2011 13:00	11/29/2011 15:14	JJY	EPA 8081B
SURR:Decachlorobiphenyl	79	% Recovery	55	130	55-130	1		11/17/2011 13:00	11/29/2011 15:14	JJY	EPA 8081B

Solid sample results reported on a Dry Weight Basis

CT LAB#: 101857 Sample Description: C78SB-023M-0102-SO Sampled: 11/9/2011 1230

Analyte	Result	Units	LOD	LOQ	Reporting Limit	Dilution	Qualifier	Prep Date/Time	Analysis Date/Time	Analyst	Method
Nitroguanidine	<0.059	mg/kg	0.059	0.21	0.25	1		11/22/2011 09:45	11/23/2011 10:52	red	EPA 8330
1,2-Dinitrobenzene	80	% Recovery	50	150	50-150	1		11/22/2011 09:45	11/23/2011 10:52	red	EPA 8330
1,3,5-Trinitrobenzene	<0.13	mg/kg	0.13	0.43	0.50	1		11/17/2011 14:00	11/22/2011 15:03	red	EPA 8330B
1,3-Dinitrobenzene	<0.080	mg/kg	0.080	0.26	0.40	1		11/17/2011 14:00	11/22/2011 15:03	red	EPA 8330B
2,4,6-Trinitrotoluene	<0.090	mg/kg	0.090	0.31	0.40	1		11/17/2011 14:00	11/22/2011 15:03	red	EPA 8330B
2,4-Dinitrotoluene	<0.080	mg/kg	0.080	0.25	0.50	1		11/17/2011 14:00	11/22/2011 15:03	red	EPA 8330B
2,6-Dinitrotoluene	<0.070	mg/kg	0.070	0.24	0.50	1		11/17/2011 14:00	11/22/2011 15:03	red	EPA 8330B
2-Amino-4,6-dinitrotoluene	<0.090	mg/kg	0.090	0.29	0.40	1		11/17/2011 14:00	11/22/2011 15:03	red	EPA 8330B
2-Nitrotoluene	<0.090	mg/kg	0.090	0.28	0.50	1		11/17/2011 14:00	11/22/2011 15:03	red	EPA 8330B
3-Nitrotoluene	<0.11	mg/kg	0.11	0.36	0.40	1		11/17/2011 14:00	11/22/2011 15:03	red	EPA 8330B
4-Amino-2,6-dinitrotoluene	<0.080	mg/kg	0.080	0.25	0.40	1		11/17/2011 14:00	11/22/2011 15:03	red	EPA 8330B
4-Nitrotoluene	<0.10	mg/kg	0.10	0.34	0.40	1		11/17/2011 14:00	11/22/2011 15:03	red	EPA 8330B
HMX	<0.12	mg/kg	0.12	0.39	0.40	1		11/17/2011 14:00	11/22/2011 15:03	red	EPA 8330B
Nitrobenzene	<0.10	mg/kg	0.10	0.34	0.40	1		11/17/2011 14:00	11/22/2011 15:03	red	EPA 8330B
Nitroglycerin	<0.50	mg/kg	0.50	1.8	2.0	1		11/17/2011 14:00	11/22/2011 15:03	red	EPA 8330B
PETN	<0.60	mg/kg	0.60	1.9	2.0	1		11/17/2011 14:00	11/22/2011 15:03	red	EPA 8330B
RDX	<0.14	mg/kg	0.14	0.46	0.50	1		11/17/2011 14:00	11/22/2011 15:03	red	EPA 8330B
Tetryl	<0.090	mg/kg	0.090	0.30	0.40	1		11/17/2011 14:00	11/22/2011 15:03	red	EPA 8330B
1,2-Dinitrobenzene	93	% Recovery	74	128	74-128	1		11/17/2011 14:00	11/22/2011 15:03	red	EPA 8330B
1,2,4-Trichlorobenzene	<21	ug/kg	21	70	120	1		11/21/2011 13:30	11/28/2011 17:02	RPN	EPA 8270C ^
1,2-Dichlorobenzene	<24	ug/kg	24	80	120	1		11/21/2011 13:30	11/28/2011 17:02	RPN	EPA 8270C ^
1,3-Dichlorobenzene	<20	ug/kg	20	68	120	1		11/21/2011 13:30	11/28/2011 17:02	RPN	EPA 8270C ^
1,4-Dichlorobenzene	<19	ug/kg	19	64	120	1		11/21/2011 13:30	11/28/2011 17:02	RPN	EPA 8270C ^
2,4,5-Trichlorophenol	<130	ug/kg	130	440	600	1		11/21/2011 13:30	11/28/2011 17:02	RPN	EPA 8270C ^
2,4,6-Trichlorophenol	<130	ug/kg	130	440	600	1		11/21/2011 13:30	11/28/2011 17:02	RPN	EPA 8270C ^
2,4-Dichlorophenol	<120	ug/kg	120	410	600	1		11/21/2011 13:30	11/28/2011 17:02	RPN	EPA 8270C ^
2,4-Dimethylphenol	<100	ug/kg	100	330	600	1		11/21/2011 13:30	11/28/2011 17:02	RPN	EPA 8270C ^
2,4-Dinitrophenol	<270	ug/kg	270	910	2000	1		11/21/2011 13:30	11/28/2011 17:02	RPN	EPA 8270C ^

Solid sample results reported on a Dry Weight Basis

CT LAB#: 101857 Sample Description: C78SB-023M-0102-SO Sampled: 11/9/2011 1230

Analyte	Result	Units	LOD	LOQ	Reporting Limit	Dilution	Qualifier	Prep Date/Time	Analysis Date/Time	Analyst	Method
2,4-Dinitrotoluene	<24	ug/kg	24	80	120	1		11/21/2011 13:30	11/28/2011 17:02	RPN	EPA 8270C ^
2,6-Dinitrotoluene	<24	ug/kg	24	82	120	1		11/21/2011 13:30	11/28/2011 17:02	RPN	EPA 8270C ^
2-Chloronaphthalene	<23	ug/kg	23	77	120	1		11/21/2011 13:30	11/28/2011 17:02	RPN	EPA 8270C ^
2-Chlorophenol	<340	ug/kg	340	1100	2000	1		11/21/2011 13:30	11/28/2011 17:02	RPN	EPA 8270C ^
2-Methylnaphthalene	36	ug/kg	0.22	0.74	3.0	1		11/21/2011 13:30	11/28/2011 17:02	RPN	EPA 8270C ^
2-Methylphenol	<420	ug/kg	420	1400	2000	1		11/21/2011 13:30	11/28/2011 17:02	RPN	EPA 8270C ^
2-Nitroaniline	<23	ug/kg	23	79	120	1		11/21/2011 13:30	11/28/2011 17:02	RPN	EPA 8270C ^
2-Nitrophenol	<280	ug/kg	280	950	1000	1		11/21/2011 13:30	11/28/2011 17:02	RPN	EPA 8270C ^
3 & 4-Methylphenol	<660	ug/kg	660	2200	3600	1		11/21/2011 13:30	11/28/2011 17:02	RPN	EPA 8270C ^
3,3'-Dichlorobenzidine	<150	ug/kg	150	490	500	1		11/21/2011 13:30	11/28/2011 17:02	RPN	EPA 8270C ^
3-Nitroaniline	<22	ug/kg	22	73	120	1		11/21/2011 13:30	11/28/2011 17:02	RPN	EPA 8270C ^
4,6-Dinitro-2-methylphenol	<270	ug/kg	270	910	1000	1		11/21/2011 13:30	11/28/2011 17:02	RPN	EPA 8270C ^
4-Bromophenyl-phenyl ether	<25	ug/kg	25	84	120	1		11/21/2011 13:30	11/28/2011 17:02	RPN	EPA 8270C ^
4-Chloro-3-methylphenol	<380	ug/kg	380	1300	2000	1		11/21/2011 13:30	11/28/2011 17:02	RPN	EPA 8270C ^
4-Chloroaniline	<39	ug/kg	39	130	200	1		11/21/2011 13:30	11/28/2011 17:02	RPN	EPA 8270C ^
4-Chlorophenyl-phenyl ether	<26	ug/kg	26	88	200	1		11/21/2011 13:30	11/28/2011 17:02	RPN	EPA 8270C ^
4-Nitroaniline	<30	ug/kg	30	100	120	1		11/21/2011 13:30	11/28/2011 17:02	RPN	EPA 8270C ^
4-Nitrophenol	<400	ug/kg	400	1300	2000	1		11/21/2011 13:30	11/28/2011 17:02	RPN	EPA 8270C ^
Acenaphthene	20	ug/kg	0.33	1.1	3.0	1		11/21/2011 13:30	11/28/2011 17:02	RPN	EPA 8270C ^
Acenaphthylene	87	ug/kg	0.24	0.83	3.0	1		11/21/2011 13:30	11/28/2011 17:02	RPN	EPA 8270C ^
Anthracene	170	ug/kg	0.31	1.0	3.0	1		11/21/2011 13:30	11/28/2011 17:02	RPN	EPA 8270C ^
Benzo(a)anthracene	420	ug/kg	0.32	1.1	3.0	1		11/21/2011 13:30	11/28/2011 17:02	RPN	EPA 8270C ^
Benzo(a)pyrene	240	ug/kg	0.28	0.93	5.0	1		11/21/2011 13:30	11/28/2011 17:02	RPN	EPA 8270C ^
Benzo(b)fluoranthene	410	ug/kg	0.40	1.3	3.0	1		11/21/2011 13:30	11/28/2011 17:02	RPN	EPA 8270C ^
Benzo(g,h,i)perylene	130	ug/kg	0.39	1.3	3.0	1		11/21/2011 13:30	11/28/2011 17:02	RPN	EPA 8270C ^
Benzo(k)fluoranthene	150	ug/kg	0.37	1.2	3.0	1		11/21/2011 13:30	11/28/2011 17:02	RPN	EPA 8270C ^
Benzoic acid	<290	ug/kg	290	990	3000	1		11/21/2011 13:30	11/28/2011 17:02	RPN	EPA 8270C ^
Benzyl alcohol	<84	ug/kg	84	280	400	1		11/21/2011 13:30	11/28/2011 17:02	RPN	EPA 8270C ^
Bis(2-chloroethoxy)methane	<23	ug/kg	23	77	120	1		11/21/2011 13:30	11/28/2011 17:02	RPN	EPA 8270C ^

Solid sample results reported on a Dry Weight Basis

CT LAB#: 101857 Sample Description: C78SB-023M-0102-SO Sampled: 11/9/2011 1230

Analyte	Result	Units	LOD	LOQ	Reporting Limit	Dilution	Qualifier	Prep Date/Time	Analysis Date/Time	Analyst	Method
Bis(2-chloroethyl)ether	<25	ug/kg	25	85	120	1		11/21/2011 13:30	11/28/2011 17:02	RPN	EPA 8270C ^
Bis(2-chloroisopropyl)ether	<30	ug/kg	30	100	120	1		11/21/2011 13:30	11/28/2011 17:02	RPN	EPA 8270C ^
Butylbenzylphthalate	<74	ug/kg	74	240	400	1		11/21/2011 13:30	11/28/2011 17:02	RPN	EPA 8270C ^
Carbazole	60	ug/kg	28	95	120	1	J	11/21/2011 13:30	11/28/2011 17:02	RPN	EPA 8270C ^
Chrysene	360	ug/kg	0.35	1.2	3.0	1		11/21/2011 13:30	11/28/2011 17:02	RPN	EPA 8270C ^
Di-n-butylphthalate	80	ug/kg	80	260	400	1	J	11/21/2011 13:30	11/28/2011 17:02	RPN	EPA 8270C ^
Di-n-octylphthalate	<59	ug/kg	59	200	200	1		11/21/2011 13:30	11/28/2011 17:02	RPN	EPA 8270C ^
Dibenzo(a,h)anthracene	42	ug/kg	0.35	1.2	3.0	1		11/21/2011 13:30	11/28/2011 17:02	RPN	EPA 8270C ^
Dibenzofuran	80	ug/kg	24	82	120	1	J	11/21/2011 13:30	11/28/2011 17:02	RPN	EPA 8270C ^
Diethylphthalate	<65	ug/kg	65	220	400	1		11/21/2011 13:30	11/28/2011 17:02	RPN	EPA 8270C ^
Dimethylphthalate	<64	ug/kg	64	210	400	1		11/21/2011 13:30	11/28/2011 17:02	RPN	EPA 8270C ^
Fluoranthene	1100	ug/kg	0.36	1.2	3.0	1		11/21/2011 13:30	11/28/2011 17:02	RPN	EPA 8270C ^
Fluorene	120	ug/kg	0.36	1.2	3.0	1		11/21/2011 13:30	11/28/2011 17:02	RPN	EPA 8270C ^
Hexachlorobenzene	<28	ug/kg	28	95	120	1		11/21/2011 13:30	11/28/2011 17:02	RPN	EPA 8270C ^
Hexachlorobutadiene	<62	ug/kg	62	210	400	1		11/21/2011 13:30	11/28/2011 17:02	RPN	EPA 8270C ^
Hexachlorocyclopentadiene	<52	ug/kg	52	170	200	1		11/21/2011 13:30	11/28/2011 17:02	RPN	EPA 8270C ^
Hexachloroethane	<33	ug/kg	33	110	120	1		11/21/2011 13:30	11/28/2011 17:02	RPN	EPA 8270C ^
Indeno(1,2,3-cd)pyrene	180	ug/kg	0.36	1.2	3.0	1		11/21/2011 13:30	11/28/2011 17:02	RPN	EPA 8270C ^
Isophorone	120	ug/kg	50	170	200	1	J	11/21/2011 13:30	11/28/2011 17:02	RPN	EPA 8270C ^
N-Nitroso-di-n-propylamine	<71	ug/kg	71	230	400	1		11/21/2011 13:30	11/28/2011 17:02	RPN	EPA 8270C ^
N-Nitrosodiphenylamine & Diphn	<50	ug/kg	50	160	400	1		11/21/2011 13:30	11/28/2011 17:02	RPN	EPA 8270C ^
Naphthalene	51	ug/kg	0.27	0.90	3.0	1		11/21/2011 13:30	11/28/2011 17:02	RPN	EPA 8270C ^
Nitrobenzene	<59	ug/kg	59	200	200	1		11/21/2011 13:30	11/28/2011 17:02	RPN	EPA 8270C ^
Pentachlorophenol	<240	ug/kg	240	810	1000	1		11/21/2011 13:30	11/28/2011 17:02	RPN	EPA 8270C ^
Phenanthrene	850	ug/kg	0.45	1.5	3.0	1		11/21/2011 13:30	11/28/2011 17:02	RPN	EPA 8270C ^
Phenol	<160	ug/kg	160	530	600	1		11/21/2011 13:30	11/28/2011 17:02	RPN	EPA 8270C ^
Pyrene	750	ug/kg	0.41	1.4	1.5	1		11/21/2011 13:30	11/28/2011 17:02	RPN	EPA 8270C ^
Surr: 2,4,6-Tribromophenol	16	% Recovery	35	125	35-125	1	S	11/21/2011 13:30	11/28/2011 17:02	RPN	EPA 8270C
Surr: 2-Fluorobiphenyl	59	% Recovery	45	105	45-105	1		11/21/2011 13:30	11/28/2011 17:02	RPN	EPA 8270C

Solid sample results reported on a Dry Weight Basis

CT LAB#: 101857 Sample Description: C78SB-023M-0102-SO Sampled: 11/9/2011 1230

Analyte	Result	Units	LOD	LOQ	Reporting Limit	Dilution	Qualifier	Prep Date/Time	Analysis Date/Time	Analyst	Method
Surr: 2-Fluorophenol	28	% Recovery	35	105	35-105	1	S	11/21/2011 13:30	11/28/2011 17:02	RPN	EPA 8270C
Surr: Nitrobenzene-d5	61	% Recovery	35	100	35-100	1		11/21/2011 13:30	11/28/2011 17:02	RPN	EPA 8270C
Surr: o-terphenyl-d14	75	% Recovery	30	125	30-125	1		11/21/2011 13:30	11/28/2011 17:02	RPN	EPA 8270C
Surr: Phenol-d5	48	% Recovery	40	100	40-100	1		11/21/2011 13:30	11/28/2011 17:02	RPN	EPA 8270C
Surr: Terphenyl-d14	69	% Recovery	30	125	30-125	1		11/21/2011 13:30	11/28/2011 17:02	RPN	EPA 8270C
Sub Lab Results											
Asbestos	ATTACHED					1			12/01/2011 00:00	PML	

CT LAB#: 101858 Sample Description: C78SB-023V-0102-SO Sampled: 11/9/2011 1230

Analyte	Result	Units	LOD	LOQ	Reporting Limit	Dilution	Qualifier	Prep Date/Time	Analysis Date/Time	Analyst	Method
Inorganic Results											
Solids, Percent	90.6	%				1			11/17/2011 14:00	BMS	EPA 8000C
Organic Results											
1,1,1-Trichloroethane	<9.7	ug/kg	9.7	31	49	1		11/16/2011 12:30	11/17/2011 12:01	APG	EPA 8260B ^
1,1,2,2-Tetrachloroethane	<5.8	ug/kg	5.8	20	49	1		11/16/2011 12:30	11/17/2011 12:01	APG	EPA 8260B ^
1,1,2-Trichloroethane	<7.8	ug/kg	7.8	25	49	1		11/16/2011 12:30	11/17/2011 12:01	APG	EPA 8260B ^
1,1-Dichloroethane	<11	ug/kg	11	36	49	1		11/16/2011 12:30	11/17/2011 12:01	APG	EPA 8260B ^
1,1-Dichloroethene	<16	ug/kg	16	51	49	1		11/16/2011 12:30	11/17/2011 12:01	APG	EPA 8260B ^
1,2-Dibromoethane	<9.7	ug/kg	9.7	33	49	1		11/16/2011 12:30	11/17/2011 12:01	APG	EPA 8260B ^
1,2-Dichloroethane	<12	ug/kg	12	38	49	1		11/16/2011 12:30	11/17/2011 12:01	APG	EPA 8260B ^
1,2-Dichloropropane	<6.8	ug/kg	6.8	21	49	1		11/16/2011 12:30	11/17/2011 12:01	APG	EPA 8260B ^
2-Butanone	<97	ug/kg	97	330	490	1		11/16/2011 12:30	11/17/2011 12:01	APG	EPA 8260B ^
2-Hexanone	<66	ug/kg	66	220	490	1		11/16/2011 12:30	11/17/2011 12:01	APG	EPA 8260B ^
4-Methyl-2-pentanone	<80	ug/kg	80	260	490	1		11/16/2011 12:30	11/17/2011 12:01	APG	EPA 8260B ^
Acetone	120	ug/kg	61	200	490	1	J B	11/16/2011 12:30	11/17/2011 12:01	APG	EPA 8260B ^
Benzene	<4.9	ug/kg	4.9	18	49	1		11/16/2011 12:30	11/17/2011 12:01	APG	EPA 8260B ^

Solid sample results reported on a Dry Weight Basis

CT LAB#: 101858 Sample Description: C78SB-023V-0102-SO Sampled: 11/9/2011 1230

Analyte	Result	Units	LOD	LOQ	Reporting Limit	Dilution	Qualifier	Prep Date/Time	Analysis Date/Time	Analyst	Method
Bromochloromethane	<7.8	ug/kg	7.8	25	49	1		11/16/2011 12:30	11/17/2011 12:01	APG	EPA 8260B ^
Bromodichloromethane	<8.8	ug/kg	8.8	29	49	1		11/16/2011 12:30	11/17/2011 12:01	APG	EPA 8260B ^
Bromoform	<5.8	ug/kg	5.8	20	49	1		11/16/2011 12:30	11/17/2011 12:01	APG	EPA 8260B ^
Bromomethane	<29	ug/kg	29	97	97	1		11/16/2011 12:30	11/17/2011 12:01	APG	EPA 8260B ^
Carbon disulfide	<15	ug/kg	15	50	97	1		11/16/2011 12:30	11/17/2011 12:01	APG	EPA 8260B ^
Carbon tetrachloride	<11	ug/kg	11	36	49	1		11/16/2011 12:30	11/17/2011 12:01	APG	EPA 8260B ^
Chlorobenzene	<7.8	ug/kg	7.8	24	49	1		11/16/2011 12:30	11/17/2011 12:01	APG	EPA 8260B ^
Chloroethane	<19	ug/kg	19	63	97	1		11/16/2011 12:30	11/17/2011 12:01	APG	EPA 8260B ^
Chloroform	<8.8	ug/kg	8.8	31	49	1		11/16/2011 12:30	11/17/2011 12:01	APG	EPA 8260B ^
Chloromethane	<24	ug/kg	24	82	97	1		11/16/2011 12:30	11/17/2011 12:01	APG	EPA 8260B ^
cis-1,2-Dichloroethene	<9.7	ug/kg	9.7	33	49	1		11/16/2011 12:30	11/17/2011 12:01	APG	EPA 8260B ^
cis-1,3-Dichloropropene	<9.7	ug/kg	9.7	31	49	1		11/16/2011 12:30	11/17/2011 12:01	APG	EPA 8260B ^
Dibromochloromethane	<7.8	ug/kg	7.8	25	49	1		11/16/2011 12:30	11/17/2011 12:01	APG	EPA 8260B ^
Ethylbenzene	<7.8	ug/kg	7.8	24	49	1		11/16/2011 12:30	11/17/2011 12:01	APG	EPA 8260B ^
m & p-Xylene	<18	ug/kg	18	58	97	1		11/16/2011 12:30	11/17/2011 12:01	APG	EPA 8260B ^
Methylene chloride	<39	ug/kg	39	130	97	1		11/16/2011 12:30	11/17/2011 12:01	APG	EPA 8260B ^
o-Xylene	<7.8	ug/kg	7.8	24	49	1		11/16/2011 12:30	11/17/2011 12:01	APG	EPA 8260B ^
Styrene	<5.8	ug/kg	5.8	19	49	1		11/16/2011 12:30	11/17/2011 12:01	APG	EPA 8260B ^
Tetrachloroethene	<7.8	ug/kg	7.8	26	49	1		11/16/2011 12:30	11/17/2011 12:01	APG	EPA 8260B ^
Toluene	<6.8	ug/kg	6.8	24	49	1		11/16/2011 12:30	11/17/2011 12:01	APG	EPA 8260B ^
trans-1,2-Dichloroethene	<11	ug/kg	11	37	49	1		11/16/2011 12:30	11/17/2011 12:01	APG	EPA 8260B ^
trans-1,3-Dichloropropene	<6.8	ug/kg	6.8	22	49	1		11/16/2011 12:30	11/17/2011 12:01	APG	EPA 8260B ^
Trichloroethene	<9.7	ug/kg	9.7	31	49	1		11/16/2011 12:30	11/17/2011 12:01	APG	EPA 8260B ^
Trichlorofluoromethane	<13	ug/kg	13	41	49	1		11/16/2011 12:30	11/17/2011 12:01	APG	EPA 8260B ^
Vinyl chloride	<14	ug/kg	14	46	49	1		11/16/2011 12:30	11/17/2011 12:01	APG	EPA 8260B ^
1,2 Dichloroethane-d4	97	% Recovery	80	117	80-117	1		11/16/2011 12:30	11/17/2011 12:01	APG	EPA 8260B
Bromofluorobenzene	100	% Recovery	85	120	85-120	1		11/16/2011 12:30	11/17/2011 12:01	APG	EPA 8260B
d8-Toluene	99	% Recovery	85	115	85-115	1		11/16/2011 12:30	11/17/2011 12:01	APG	EPA 8260B
Dibromofluoromethane	99	% Recovery	82	118	82-118	1		11/16/2011 12:30	11/17/2011 12:01	APG	EPA 8260B

Solid sample results reported on a Dry Weight Basis

CT LAB#: 101859 Sample Description: C78SB-023M-0001-SO Sampled: 11/9/2011 0925

Analyte	Result	Units	LOD	LOQ	Reporting Limit	Dilution	Qualifier	Prep Date/Time	Analysis Date/Time	Analyst	Method
Inorganic Results											
Solids, Percent	99.3	%				1			11/17/2011 14:00	BMS	EPA 8000C
Nitrocellulose	<13	mg/kg	13	44	100	1		11/21/2011 08:00	11/29/2011 04:48	RLD	EPA 9056M
Metals Results											
Aluminum	12300	mg/kg	0.081	0.28	0.48	2		11/21/2011 08:00	11/22/2011 11:01	NAH	EPA 6010C ^
Antimony	7.2	mg/kg	0.26	0.87	1.6	2		11/21/2011 08:00	11/22/2011 11:01	NAH	EPA 6010C ^
Arsenic	20.8	mg/kg	0.26	0.91	1.6	2		11/21/2011 08:00	11/22/2011 11:01	NAH	EPA 6010C ^
Barium	740	mg/kg	0.091	0.28	0.50	10		11/21/2011 08:00	11/23/2011 10:38	NAH	EPA 6010C ^
Beryllium	1.4	mg/kg	0.0081	0.024	0.081	2		11/21/2011 08:00	11/22/2011 11:01	NAH	EPA 6010C ^
Cadmium	2.8	mg/kg	0.012	0.042	0.081	2		11/21/2011 08:00	11/22/2011 11:01	NAH	EPA 6010C ^
Calcium	5140	mg/kg	0.48	1.6	2.8	2		11/21/2011 08:00	11/22/2011 11:01	NAH	EPA 6010C ^
Chromium	524	mg/kg	0.046	0.16	0.28	2		11/21/2011 08:00	11/22/2011 11:01	NAH	EPA 6010C ^
Cobalt	10.8	mg/kg	0.081	0.24	0.48	2		11/21/2011 08:00	11/22/2011 11:01	NAH	EPA 6010C ^
Copper	725	mg/kg	0.14	0.44	0.81	2		11/21/2011 08:00	11/22/2011 11:01	NAH	EPA 6010C ^
Iron	106000	mg/kg	3.0	10	18	10		11/21/2011 08:00	11/23/2011 10:38	NAH	EPA 6010C ^
Lead	1970	mg/kg	0.081	0.28	0.50	2		11/21/2011 08:00	11/22/2011 11:01	NAH	EPA 6010C ^
Magnesium	1740	mg/kg	0.28	0.97	1.6	2		11/21/2011 08:00	11/22/2011 11:01	NAH	EPA 6010C ^
Manganese	801	mg/kg	0.050	0.17	0.30	2		11/21/2011 08:00	11/22/2011 11:01	NAH	EPA 6010C ^
Nickel	66.5	mg/kg	0.042	0.14	0.24	2		11/21/2011 08:00	11/22/2011 11:01	NAH	EPA 6010C ^
Selenium	0.93	mg/kg	0.12	0.42	0.81	2		11/21/2011 08:00	11/22/2011 11:01	NAH	EPA 6010C ^
Silver	1.2	mg/kg	0.034	0.11	0.20	2		11/21/2011 08:00	11/22/2011 11:01	NAH	EPA 6010C ^
Thallium	1.2	mg/kg	0.16	0.52	0.97	2		11/21/2011 08:00	11/22/2011 11:01	NAH	EPA 6010C ^
Vanadium	18.5	mg/kg	0.024	0.079	0.16	2		11/21/2011 08:00	11/22/2011 11:01	NAH	EPA 6010C ^
Zinc	1620	mg/kg	0.10	0.32	0.60	2		11/21/2011 08:00	11/22/2011 11:01	NAH	EPA 6010C ^
Potassium	1900	mg/kg	11	36	66	1		11/21/2011 08:00	11/22/2011 09:05	NAH	EPA 6010C ^
Sodium	<4.0	mg/kg	4.0	13	24	1		11/21/2011 08:00	11/22/2011 09:05	NAH	EPA 6010C ^
Mercury	0.046	mg/kg	0.0021	0.0070	0.0084	1		11/21/2011 12:00	11/22/2011 10:36	GCE	EPA 7471A ^

Solid sample results reported on a Dry Weight Basis

CT LAB#: 101859 Sample Description: C78SB-023M-0001-SO Sampled: 11/9/2011 0925

Analyte	Result	Units	LOD	LOQ	Reporting Limit	Dilution	Qualifier	Prep Date/Time	Analysis Date/Time	Analyst	Method
Organic Results											
Aroclor-1016	<10	ug/kg	10	35	100	1		11/17/2011 13:00	11/21/2011 14:55	JJY	EPA 8082A ^
Aroclor-1221	<20	ug/kg	20	67	100	1		11/17/2011 13:00	11/21/2011 14:55	JJY	EPA 8082A ^
Aroclor-1232	<27	ug/kg	27	91	100	1		11/17/2011 13:00	11/21/2011 14:55	JJY	EPA 8082A ^
Aroclor-1242	<29	ug/kg	29	97	100	1		11/17/2011 13:00	11/21/2011 14:55	JJY	EPA 8082A ^
Aroclor-1248	<29	ug/kg	29	98	100	1		11/17/2011 13:00	11/21/2011 14:55	JJY	EPA 8082A ^
Aroclor-1254	420	ug/kg	23	77	100	1		11/17/2011 13:00	11/21/2011 20:36	JJY	EPA 8082A ^
Aroclor-1260	<12	ug/kg	12	38	100	1		11/17/2011 13:00	11/21/2011 14:55	JJY	EPA 8082A ^
Aroclor-1262	<21	ug/kg	21	72	100	1		11/17/2011 13:00	11/21/2011 14:55	JJY	EPA 8082A ^
Aroclor-1268	<28	ug/kg	28	93	100	1		11/17/2011 13:00	11/21/2011 14:55	JJY	EPA 8082A ^
Surr: DCBP	58	% Recovery	60	125	60-125	1	S	11/17/2011 13:00	11/21/2011 14:55	JJY	EPA 8082A
4,4'-DDD	<0.30	ug/kg	0.30	1.2	2.4	1		11/17/2011 13:00	11/30/2011 18:09	JJY	EPA 8081B ^
4,4'-DDE	15	ug/kg	0.30	1.1	2.4	1	P	11/17/2011 13:00	11/30/2011 18:09	JJY	EPA 8081B ^
4,4'-DDT	22	ug/kg	0.50	1.5	2.4	1	P	11/17/2011 13:00	11/30/2011 18:09	JJY	EPA 8081B ^
Aldrin	<0.50	ug/kg	0.50	1.7	2.4	1		11/17/2011 13:00	11/30/2011 18:09	JJY	EPA 8081B ^
alpha-BHC	<0.60	ug/kg	0.60	1.9	2.4	1		11/17/2011 13:00	11/30/2011 18:09	JJY	EPA 8081B ^
alpha-Chlordane	<0.30	ug/kg	0.30	1.1	2.4	1		11/17/2011 13:00	11/30/2011 18:09	JJY	EPA 8081B ^
beta-BHC	<0.60	ug/kg	0.60	2.0	2.4	1		11/17/2011 13:00	11/30/2011 18:09	JJY	EPA 8081B ^
Chlordane (Technical)	<4.0	ug/kg	4.0	30	60	1		11/17/2011 13:00	11/30/2011 18:09	JJY	EPA 8081B ^
delta-BHC	1.0	ug/kg	0.30	1.1	2.4	1	J P	11/17/2011 13:00	11/30/2011 18:09	JJY	EPA 8081B ^
Dieldrin	8.2	ug/kg	0.30	1.2	2.4	1	P	11/17/2011 13:00	11/30/2011 18:09	JJY	EPA 8081B ^
Endosulfan I	6.1	ug/kg	0.71	2.2	2.4	1	P	11/17/2011 13:00	11/30/2011 18:09	JJY	EPA 8081B ^
Endosulfan II	<0.30	ug/kg	0.30	1.2	2.4	1		11/17/2011 13:00	11/30/2011 18:09	JJY	EPA 8081B ^
Endosulfan sulfate	0.91	ug/kg	0.91	3.1	4.0	1	J P	11/17/2011 13:00	11/30/2011 18:09	JJY	EPA 8081B ^
Endrin	<0.40	ug/kg	0.40	1.4	2.4	1		11/17/2011 13:00	11/30/2011 18:09	JJY	EPA 8081B ^
Endrin aldehyde	<1.1	ug/kg	1.1	3.6	4.0	1		11/17/2011 13:00	11/30/2011 18:09	JJY	EPA 8081B ^
Endrin ketone	<0.81	ug/kg	0.81	2.8	4.0	1		11/17/2011 13:00	11/30/2011 18:09	JJY	EPA 8081B ^
gamma-Chlordane	8.0	ug/kg	0.30	1.1	2.4	1	P	11/17/2011 13:00	11/30/2011 18:09	JJY	EPA 8081B ^

Solid sample results reported on a Dry Weight Basis

CT LAB#: 101859 Sample Description: C78SB-023M-0001-SO Sampled: 11/9/2011 0925

Analyte	Result	Units	LOD	LOQ	Reporting Limit	Dilution	Qualifier	Prep Date/Time	Analysis Date/Time	Analyst	Method
Heptachlor	4.7	ug/kg	0.40	1.2	2.4	1	P	11/17/2011 13:00	11/30/2011 18:09	JJY	EPA 8081B ^
Heptachlor epoxide	2.2	ug/kg	0.50	1.7	2.4	1	J P	11/17/2011 13:00	11/30/2011 18:09	JJY	EPA 8081B ^
Lindane	<0.50	ug/kg	0.50	1.6	2.4	1		11/17/2011 13:00	11/30/2011 18:09	JJY	EPA 8081B ^
Methoxychlor	17	ug/kg	0.71	2.3	2.4	1	P	11/17/2011 13:00	11/30/2011 18:09	JJY	EPA 8081B ^
Toxaphene	<5.0	ug/kg	5.0	30	60	1		11/17/2011 13:00	11/30/2011 18:09	JJY	EPA 8081B ^
SURR:2,4,5,6-CL4-m-xylene	77	% Recovery	70	125	70-125	1		11/17/2011 13:00	11/30/2011 18:09	JJY	EPA 8081B
SURR:Decachlorobiphenyl	95	% Recovery	55	130	55-130	1		11/17/2011 13:00	11/30/2011 18:09	JJY	EPA 8081B
Nitroguanidine	<0.060	mg/kg	0.060	0.21	0.25	1		11/22/2011 09:45	11/23/2011 11:00	red	EPA 8330
1,2-Dinitrobenzene	76	% Recovery	50	150	50-150	1		11/22/2011 09:45	11/23/2011 11:00	red	EPA 8330
1,3,5-Trinitrobenzene	<0.13	mg/kg	0.13	0.43	0.50	1		11/17/2011 14:00	11/22/2011 15:21	red	EPA 8330B
1,3-Dinitrobenzene	<0.080	mg/kg	0.080	0.26	0.40	1		11/17/2011 14:00	11/22/2011 15:21	red	EPA 8330B
2,4,6-Trinitrotoluene	<0.090	mg/kg	0.090	0.31	0.40	1		11/17/2011 14:00	11/22/2011 15:21	red	EPA 8330B
2,4-Dinitrotoluene	<0.080	mg/kg	0.080	0.25	0.50	1		11/17/2011 14:00	11/22/2011 15:21	red	EPA 8330B
2,6-Dinitrotoluene	<0.070	mg/kg	0.070	0.24	0.50	1		11/17/2011 14:00	11/22/2011 15:21	red	EPA 8330B
2-Amino-4,6-dinitrotoluene	<0.090	mg/kg	0.090	0.29	0.40	1		11/17/2011 14:00	11/22/2011 15:21	red	EPA 8330B
2-Nitrotoluene	<0.090	mg/kg	0.090	0.28	0.50	1		11/17/2011 14:00	11/22/2011 15:21	red	EPA 8330B
3-Nitrotoluene	<0.11	mg/kg	0.11	0.36	0.40	1		11/17/2011 14:00	11/22/2011 15:21	red	EPA 8330B
4-Amino-2,6-dinitrotoluene	<0.080	mg/kg	0.080	0.25	0.40	1		11/17/2011 14:00	11/22/2011 15:21	red	EPA 8330B
4-Nitrotoluene	<0.10	mg/kg	0.10	0.34	0.40	1		11/17/2011 14:00	11/22/2011 15:21	red	EPA 8330B
HMX	<0.12	mg/kg	0.12	0.39	0.40	1		11/17/2011 14:00	11/22/2011 15:21	red	EPA 8330B
Nitrobenzene	<0.10	mg/kg	0.10	0.34	0.40	1		11/17/2011 14:00	11/22/2011 15:21	red	EPA 8330B
Nitroglycerin	<0.50	mg/kg	0.50	1.8	2.0	1		11/17/2011 14:00	11/22/2011 15:21	red	EPA 8330B
PETN	<0.60	mg/kg	0.60	1.9	2.0	1		11/17/2011 14:00	11/22/2011 15:21	red	EPA 8330B
RDX	<0.14	mg/kg	0.14	0.46	0.50	1		11/17/2011 14:00	11/22/2011 15:21	red	EPA 8330B
Tetryl	<0.090	mg/kg	0.090	0.30	0.40	1		11/17/2011 14:00	11/22/2011 15:21	red	EPA 8330B
1,2-Dinitrobenzene	103	% Recovery	74	128	74-128	1		11/17/2011 14:00	11/22/2011 15:21	red	EPA 8330B
1,2,4-Trichlorobenzene	<21	ug/kg	21	69	120	1		11/21/2011 13:30	11/28/2011 18:55	RPN	EPA 8270C ^
1,2-Dichlorobenzene	<24	ug/kg	24	79	120	1		11/21/2011 13:30	11/28/2011 18:55	RPN	EPA 8270C ^

Solid sample results reported on a Dry Weight Basis

CT LAB#: 101859 Sample Description: C78SB-023M-0001-SO Sampled: 11/9/2011 0925

Analyte	Result	Units	LOD	LOQ	Reporting Limit	Dilution	Qualifier	Prep Date/Time	Analysis Date/Time	Analyst	Method
1,3-Dichlorobenzene	<20	ug/kg	20	67	120	1		11/21/2011 13:30	11/28/2011 18:55	RPN	EPA 8270C ^
1,4-Dichlorobenzene	<19	ug/kg	19	63	120	1		11/21/2011 13:30	11/28/2011 18:55	RPN	EPA 8270C ^
2,4,5-Trichlorophenol	<130	ug/kg	130	440	600	1		11/21/2011 13:30	11/28/2011 18:55	RPN	EPA 8270C ^
2,4,6-Trichlorophenol	<130	ug/kg	130	440	600	1		11/21/2011 13:30	11/28/2011 18:55	RPN	EPA 8270C ^
2,4-Dichlorophenol	<120	ug/kg	120	410	600	1		11/21/2011 13:30	11/28/2011 18:55	RPN	EPA 8270C ^
2,4-Dimethylphenol	<99	ug/kg	99	330	600	1		11/21/2011 13:30	11/28/2011 18:55	RPN	EPA 8270C ^
2,4-Dinitrophenol	<270	ug/kg	270	900	2000	1		11/21/2011 13:30	11/28/2011 18:55	RPN	EPA 8270C ^
2,4-Dinitrotoluene	<24	ug/kg	24	79	120	1		11/21/2011 13:30	11/28/2011 18:55	RPN	EPA 8270C ^
2,6-Dinitrotoluene	<24	ug/kg	24	81	120	1		11/21/2011 13:30	11/28/2011 18:55	RPN	EPA 8270C ^
2-Chloronaphthalene	<23	ug/kg	23	76	120	1		11/21/2011 13:30	11/28/2011 18:55	RPN	EPA 8270C ^
2-Chlorophenol	<340	ug/kg	340	1100	2000	1		11/21/2011 13:30	11/28/2011 18:55	RPN	EPA 8270C ^
2-Methylnaphthalene	160	ug/kg	0.22	0.73	3.0	1		11/21/2011 13:30	11/28/2011 18:55	RPN	EPA 8270C ^
2-Methylphenol	<420	ug/kg	420	1400	2000	1		11/21/2011 13:30	11/28/2011 18:55	RPN	EPA 8270C ^
2-Nitroaniline	<23	ug/kg	23	78	120	1		11/21/2011 13:30	11/28/2011 18:55	RPN	EPA 8270C ^
2-Nitrophenol	<280	ug/kg	280	940	1000	1		11/21/2011 13:30	11/28/2011 18:55	RPN	EPA 8270C ^
3 & 4-Methylphenol	<650	ug/kg	650	2200	3600	1		11/21/2011 13:30	11/28/2011 18:55	RPN	EPA 8270C ^
3,3'-Dichlorobenzidine	<150	ug/kg	150	490	500	1		11/21/2011 13:30	11/28/2011 18:55	RPN	EPA 8270C ^
3-Nitroaniline	<22	ug/kg	22	72	120	1		11/21/2011 13:30	11/28/2011 18:55	RPN	EPA 8270C ^
4,6-Dinitro-2-methylphenol	<270	ug/kg	270	900	1000	1		11/21/2011 13:30	11/28/2011 18:55	RPN	EPA 8270C ^
4-Bromophenyl-phenyl ether	<25	ug/kg	25	83	120	1		11/21/2011 13:30	11/28/2011 18:55	RPN	EPA 8270C ^
4-Chloro-3-methylphenol	<380	ug/kg	380	1300	2000	1		11/21/2011 13:30	11/28/2011 18:55	RPN	EPA 8270C ^
4-Chloroaniline	<39	ug/kg	39	130	200	1		11/21/2011 13:30	11/28/2011 18:55	RPN	EPA 8270C ^
4-Chlorophenyl-phenyl ether	<26	ug/kg	26	87	200	1		11/21/2011 13:30	11/28/2011 18:55	RPN	EPA 8270C ^
4-Nitroaniline	<30	ug/kg	30	100	120	1		11/21/2011 13:30	11/28/2011 18:55	RPN	EPA 8270C ^
4-Nitrophenol	<400	ug/kg	400	1300	2000	1		11/21/2011 13:30	11/28/2011 18:55	RPN	EPA 8270C ^
Acenaphthene	150	ug/kg	0.33	1.1	3.0	1		11/21/2011 13:30	11/28/2011 18:55	RPN	EPA 8270C ^
Acenaphthylene	760	ug/kg	0.24	0.82	3.0	1		11/21/2011 13:30	11/28/2011 18:55	RPN	EPA 8270C ^
Anthracene	1200	ug/kg	0.31	1.0	3.0	1		11/21/2011 13:30	11/28/2011 18:55	RPN	EPA 8270C ^
Benzo(a)anthracene	5000	ug/kg	0.32	1.1	3.0	1		11/21/2011 13:30	11/28/2011 18:55	RPN	EPA 8270C ^

Solid sample results reported on a Dry Weight Basis

CT LAB#: 101859 Sample Description: C78SB-023M-0001-SO Sampled: 11/9/2011 0925

Analyte	Result	Units	LOD	LOQ	Reporting Limit	Dilution	Qualifier	Prep Date/Time	Analysis Date/Time	Analyst	Method
Benzo(a)pyrene	2300	ug/kg	0.28	0.92	5.0	1		11/21/2011 13:30	11/28/2011 18:55	RPN	EPA 8270C ^
Benzo(b)fluoranthene	3900	ug/kg	0.40	1.3	3.0	1		11/21/2011 13:30	11/28/2011 18:55	RPN	EPA 8270C ^
Benzo(g,h,i)perylene	970	ug/kg	0.39	1.3	3.0	1		11/21/2011 13:30	11/28/2011 18:55	RPN	EPA 8270C ^
Benzo(k)fluoranthene	1300	ug/kg	0.37	1.2	3.0	1		11/21/2011 13:30	11/28/2011 18:55	RPN	EPA 8270C ^
Benzoic acid	<290	ug/kg	290	980	3000	1		11/21/2011 13:30	11/28/2011 18:55	RPN	EPA 8270C ^
Benzyl alcohol	<83	ug/kg	83	280	400	1		11/21/2011 13:30	11/28/2011 18:55	RPN	EPA 8270C ^
Bis(2-chloroethoxy)methane	<23	ug/kg	23	76	120	1		11/21/2011 13:30	11/28/2011 18:55	RPN	EPA 8270C ^
Bis(2-chloroethyl)ether	<25	ug/kg	25	84	120	1		11/21/2011 13:30	11/28/2011 18:55	RPN	EPA 8270C ^
Bis(2-chloroisopropyl)ether	<30	ug/kg	30	99	120	1		11/21/2011 13:30	11/28/2011 18:55	RPN	EPA 8270C ^
Butylbenzylphthalate	<73	ug/kg	73	240	400	1		11/21/2011 13:30	11/28/2011 18:55	RPN	EPA 8270C ^
Carbazole	510	ug/kg	28	94	120	1		11/21/2011 13:30	11/28/2011 18:55	RPN	EPA 8270C ^
Chrysene	3900	ug/kg	0.35	1.2	3.0	1		11/21/2011 13:30	11/28/2011 18:55	RPN	EPA 8270C ^
Di-n-butylphthalate	130	ug/kg	79	260	400	1	J	11/21/2011 13:30	11/28/2011 18:55	RPN	EPA 8270C ^
Di-n-octylphthalate	<59	ug/kg	59	200	200	1		11/21/2011 13:30	11/28/2011 18:55	RPN	EPA 8270C ^
Dibenzo(a,h)anthracene	380	ug/kg	0.35	1.2	3.0	1		11/21/2011 13:30	11/28/2011 18:55	RPN	EPA 8270C ^
Dibenzofuran	610	ug/kg	24	81	120	1		11/21/2011 13:30	11/28/2011 18:55	RPN	EPA 8270C ^
Diethylphthalate	<64	ug/kg	64	220	400	1		11/21/2011 13:30	11/28/2011 18:55	RPN	EPA 8270C ^
Dimethylphthalate	<63	ug/kg	63	210	400	1		11/21/2011 13:30	11/28/2011 18:55	RPN	EPA 8270C ^
Fluoranthene	<0.36	ug/kg	0.36	1.2	3.0	1		11/21/2011 13:30	11/28/2011 18:55	RPN	EPA 8270C ^
Fluorene	860	ug/kg	0.36	1.2	3.0	1		11/21/2011 13:30	11/28/2011 18:55	RPN	EPA 8270C ^
Hexachlorobenzene	<28	ug/kg	28	94	120	1		11/21/2011 13:30	11/28/2011 18:55	RPN	EPA 8270C ^
Hexachlorobutadiene	<62	ug/kg	62	210	400	1		11/21/2011 13:30	11/28/2011 18:55	RPN	EPA 8270C ^
Hexachlorocyclopentadiene	<52	ug/kg	52	170	200	1		11/21/2011 13:30	11/28/2011 18:55	RPN	EPA 8270C ^
Hexachloroethane	<33	ug/kg	33	110	120	1		11/21/2011 13:30	11/28/2011 18:55	RPN	EPA 8270C ^
Indeno(1,2,3-cd)pyrene	1500	ug/kg	0.36	1.2	3.0	1		11/21/2011 13:30	11/28/2011 18:55	RPN	EPA 8270C ^
Isophorone	120	ug/kg	50	170	200	1	J	11/21/2011 13:30	11/28/2011 18:55	RPN	EPA 8270C ^
N-Nitroso-di-n-propylamine	<70	ug/kg	70	230	400	1		11/21/2011 13:30	11/28/2011 18:55	RPN	EPA 8270C ^
N-Nitrosodiphenylamine & Diphn	<50	ug/kg	50	160	400	1		11/21/2011 13:30	11/28/2011 18:55	RPN	EPA 8270C ^
Naphthalene	220	ug/kg	0.27	0.89	3.0	1		11/21/2011 13:30	11/28/2011 18:55	RPN	EPA 8270C ^

Solid sample results reported on a Dry Weight Basis

CT LAB#: 101859 Sample Description: C78SB-023M-0001-SO Sampled: 11/9/2011 0925

Analyte	Result	Units	LOD	LOQ	Reporting Limit	Dilution	Qualifier	Prep Date/Time	Analysis Date/Time	Analyst	Method
Nitrobenzene	<59	ug/kg	59	200	200	1		11/21/2011 13:30	11/28/2011 18:55	RPN	EPA 8270C ^
Pentachlorophenol	<240	ug/kg	240	800	1000	1		11/21/2011 13:30	11/28/2011 18:55	RPN	EPA 8270C ^
Phenanthrene	<0.45	ug/kg	0.45	1.5	3.0	1		11/21/2011 13:30	11/28/2011 18:55	RPN	EPA 8270C ^
Phenol	<160	ug/kg	160	530	600	1		11/21/2011 13:30	11/28/2011 18:55	RPN	EPA 8270C ^
Pyrene	<0.41	ug/kg	0.41	1.4	1.5	1		11/21/2011 13:30	11/28/2011 18:55	RPN	EPA 8270C ^
Surr: 2,4,6-Tribromophenol	9	% Recovery	35	125	35-125	1	S	11/21/2011 13:30	11/28/2011 18:55	RPN	EPA 8270C
Surr: 2-Fluorobiphenyl	59	% Recovery	45	105	45-105	1		11/21/2011 13:30	11/28/2011 18:55	RPN	EPA 8270C
Surr: 2-Fluorophenol	26	% Recovery	35	105	35-105	1	S	11/21/2011 13:30	11/28/2011 18:55	RPN	EPA 8270C
Surr: Nitrobenzene-d5	57	% Recovery	35	100	35-100	1		11/21/2011 13:30	11/28/2011 18:55	RPN	EPA 8270C
Surr: o-terphenyl-d14	68	% Recovery	30	125	30-125	1		11/21/2011 13:30	11/28/2011 18:55	RPN	EPA 8270C
Surr: Phenol-d5	47	% Recovery	40	100	40-100	1		11/21/2011 13:30	11/28/2011 18:55	RPN	EPA 8270C
Surr: Terphenyl-d14	68	% Recovery	30	125	30-125	1		11/21/2011 13:30	11/28/2011 18:55	RPN	EPA 8270C
Sub Lab Results											
Asbestos	ATTACHED					1			12/01/2011 00:00	PML	

CT LAB#: 101860 Sample Description: C78SB-023V-0001-SO Sampled: 11/9/2011 0925

Analyte	Result	Units	LOD	LOQ	Reporting Limit	Dilution	Qualifier	Prep Date/Time	Analysis Date/Time	Analyst	Method
Inorganic Results											
Solids, Percent	88.2	%				1			11/17/2011 14:00	BMS	EPA 8000C
Organic Results											
1,1,1-Trichloroethane	<11	ug/kg	11	37	57	1		11/16/2011 12:30	11/17/2011 12:40	APG	EPA 8260B ^
1,1,2,2-Tetrachloroethane	<6.9	ug/kg	6.9	24	57	1		11/16/2011 12:30	11/17/2011 12:40	APG	EPA 8260B ^
1,1,2-Trichloroethane	<9.2	ug/kg	9.2	30	57	1		11/16/2011 12:30	11/17/2011 12:40	APG	EPA 8260B ^
1,1-Dichloroethane	<13	ug/kg	13	42	57	1		11/16/2011 12:30	11/17/2011 12:40	APG	EPA 8260B ^
1,1-Dichloroethene	<18	ug/kg	18	59	57	1		11/16/2011 12:30	11/17/2011 12:40	APG	EPA 8260B ^
1,2-Dibromoethane	<11	ug/kg	11	39	57	1		11/16/2011 12:30	11/17/2011 12:40	APG	EPA 8260B ^

Solid sample results reported on a Dry Weight Basis

CT LAB#: 101860 Sample Description: C78SB-023V-0001-SO Sampled: 11/9/2011 0925

Analyte	Result	Units	LOD	LOQ	Reporting Limit	Dilution	Qualifier	Prep Date/Time	Analysis Date/Time	Analyst	Method
1,2-Dichloroethane	<14	ug/kg	14	45	57	1		11/16/2011 12:30	11/17/2011 12:40	APG	EPA 8260B ^
1,2-Dichloropropane	<8.0	ug/kg	8.0	25	57	1		11/16/2011 12:30	11/17/2011 12:40	APG	EPA 8260B ^
2-Butanone	<110	ug/kg	110	390	570	1		11/16/2011 12:30	11/17/2011 12:40	APG	EPA 8260B ^
2-Hexanone	<78	ug/kg	78	260	570	1		11/16/2011 12:30	11/17/2011 12:40	APG	EPA 8260B ^
4-Methyl-2-pentanone	<94	ug/kg	94	310	570	1		11/16/2011 12:30	11/17/2011 12:40	APG	EPA 8260B ^
Acetone	160	ug/kg	72	240	570	1	J B	11/16/2011 12:30	11/17/2011 12:40	APG	EPA 8260B ^
Benzene	<5.7	ug/kg	5.7	21	57	1		11/16/2011 12:30	11/17/2011 12:40	APG	EPA 8260B ^
Bromochloromethane	<9.2	ug/kg	9.2	30	57	1		11/16/2011 12:30	11/17/2011 12:40	APG	EPA 8260B ^
Bromodichloromethane	<10	ug/kg	10	34	57	1		11/16/2011 12:30	11/17/2011 12:40	APG	EPA 8260B ^
Bromoform	<6.9	ug/kg	6.9	24	57	1		11/16/2011 12:30	11/17/2011 12:40	APG	EPA 8260B ^
Bromomethane	<34	ug/kg	34	110	110	1		11/16/2011 12:30	11/17/2011 12:40	APG	EPA 8260B ^
Carbon disulfide	<17	ug/kg	17	58	110	1		11/16/2011 12:30	11/17/2011 12:40	APG	EPA 8260B ^
Carbon tetrachloride	<13	ug/kg	13	42	57	1		11/16/2011 12:30	11/17/2011 12:40	APG	EPA 8260B ^
Chlorobenzene	<9.2	ug/kg	9.2	29	57	1		11/16/2011 12:30	11/17/2011 12:40	APG	EPA 8260B ^
Chloroethane	<22	ug/kg	22	74	110	1		11/16/2011 12:30	11/17/2011 12:40	APG	EPA 8260B ^
Chloroform	<10	ug/kg	10	37	57	1		11/16/2011 12:30	11/17/2011 12:40	APG	EPA 8260B ^
Chloromethane	<29	ug/kg	29	96	110	1		11/16/2011 12:30	11/17/2011 12:40	APG	EPA 8260B ^
cis-1,2-Dichloroethene	<11	ug/kg	11	39	57	1		11/16/2011 12:30	11/17/2011 12:40	APG	EPA 8260B ^
cis-1,3-Dichloropropene	<11	ug/kg	11	37	57	1		11/16/2011 12:30	11/17/2011 12:40	APG	EPA 8260B ^
Dibromochloromethane	<9.2	ug/kg	9.2	30	57	1		11/16/2011 12:30	11/17/2011 12:40	APG	EPA 8260B ^
Ethylbenzene	<9.2	ug/kg	9.2	29	57	1		11/16/2011 12:30	11/17/2011 12:40	APG	EPA 8260B ^
m & p-Xylene	<21	ug/kg	21	69	110	1		11/16/2011 12:30	11/17/2011 12:40	APG	EPA 8260B ^
Methylene chloride	<46	ug/kg	46	150	110	1		11/16/2011 12:30	11/17/2011 12:40	APG	EPA 8260B ^
o-Xylene	<9.2	ug/kg	9.2	29	57	1		11/16/2011 12:30	11/17/2011 12:40	APG	EPA 8260B ^
Styrene	<6.9	ug/kg	6.9	23	57	1		11/16/2011 12:30	11/17/2011 12:40	APG	EPA 8260B ^
Tetrachloroethene	<9.2	ug/kg	9.2	31	57	1		11/16/2011 12:30	11/17/2011 12:40	APG	EPA 8260B ^
Toluene	<8.0	ug/kg	8.0	29	57	1		11/16/2011 12:30	11/17/2011 12:40	APG	EPA 8260B ^
trans-1,2-Dichloroethene	<13	ug/kg	13	43	57	1		11/16/2011 12:30	11/17/2011 12:40	APG	EPA 8260B ^
trans-1,3-Dichloropropene	<8.0	ug/kg	8.0	26	57	1		11/16/2011 12:30	11/17/2011 12:40	APG	EPA 8260B ^

Solid sample results reported on a Dry Weight Basis

CT LAB#: 101860 Sample Description: C78SB-023V-0001-SO Sampled: 11/9/2011 0925

Analyte	Result	Units	LOD	LOQ	Reporting Limit	Dilution	Qualifier	Prep Date/Time	Analysis Date/Time	Analyst	Method
Trichloroethene	<11	ug/kg	11	37	57	1		11/16/2011 12:30	11/17/2011 12:40	APG	EPA 8260B ^
Trichlorofluoromethane	<15	ug/kg	15	48	57	1		11/16/2011 12:30	11/17/2011 12:40	APG	EPA 8260B ^
Vinyl chloride	<16	ug/kg	16	54	57	1		11/16/2011 12:30	11/17/2011 12:40	APG	EPA 8260B ^
1,2 Dichloroethane-d4	98	% Recovery	80	117	80-117	1		11/16/2011 12:30	11/17/2011 12:40	APG	EPA 8260B
Bromofluorobenzene	102	% Recovery	85	120	85-120	1		11/16/2011 12:30	11/17/2011 12:40	APG	EPA 8260B
d8-Toluene	99	% Recovery	85	115	85-115	1		11/16/2011 12:30	11/17/2011 12:40	APG	EPA 8260B
Dibromofluoromethane	95	% Recovery	82	118	82-118	1		11/16/2011 12:30	11/17/2011 12:40	APG	EPA 8260B

CT LAB#: 101861 Sample Description: C78SB-023M-0002-SO Sampled: 11/9/2011 1000

Analyte	Result	Units	LOD	LOQ	Reporting Limit	Dilution	Qualifier	Prep Date/Time	Analysis Date/Time	Analyst	Method
Inorganic Results											
Solids, Percent	99.1	%				1			11/17/2011 14:00	BMS	EPA 8000C
Nitrocellulose	<13	mg/kg	13	44	100	1		11/21/2011 08:00	11/29/2011 05:06	RLD	EPA 9056M
Metals Results											
Aluminum	13400	mg/kg	0.081	0.28	0.48	2		11/21/2011 08:00	11/22/2011 11:09	NAH	EPA 6010C ^
Antimony	0.94	mg/kg	0.26	0.87	1.6	2	J	11/21/2011 08:00	11/22/2011 11:09	NAH	EPA 6010C ^
Arsenic	18.0	mg/kg	0.26	0.91	1.6	2		11/21/2011 08:00	11/22/2011 11:09	NAH	EPA 6010C ^
Barium	146	mg/kg	0.018	0.057	0.10	2		11/21/2011 08:00	11/22/2011 11:09	NAH	EPA 6010C ^
Beryllium	1.1	mg/kg	0.0081	0.024	0.081	2		11/21/2011 08:00	11/22/2011 11:09	NAH	EPA 6010C ^
Cadmium	0.38	mg/kg	0.012	0.042	0.081	2		11/21/2011 08:00	11/22/2011 11:09	NAH	EPA 6010C ^
Calcium	28100	mg/kg	0.48	1.6	2.8	2		11/21/2011 08:00	11/22/2011 11:09	NAH	EPA 6010C ^
Chromium	467	mg/kg	0.046	0.16	0.28	2		11/21/2011 08:00	11/22/2011 11:09	NAH	EPA 6010C ^
Cobalt	7.0	mg/kg	0.081	0.24	0.48	2		11/21/2011 08:00	11/22/2011 11:09	NAH	EPA 6010C ^
Copper	26.4	mg/kg	0.14	0.44	0.81	2		11/21/2011 08:00	11/22/2011 11:09	NAH	EPA 6010C ^
Iron	27500	mg/kg	0.61	2.0	3.6	2		11/21/2011 08:00	11/22/2011 11:09	NAH	EPA 6010C ^
Lead	46.3	mg/kg	0.081	0.28	0.50	2		11/21/2011 08:00	11/22/2011 11:09	NAH	EPA 6010C ^

Solid sample results reported on a Dry Weight Basis

CT LAB#: 101861 Sample Description: C78SB-023M-0002-SO Sampled: 11/9/2011 1000

Analyte	Result	Units	LOD	LOQ	Reporting Limit	Dilution	Qualifier	Prep Date/Time	Analysis Date/Time	Analyst	Method
Magnesium	3800	mg/kg	0.28	0.97	1.6	2		11/21/2011 08:00	11/22/2011 11:09	NAH	EPA 6010C ^
Manganese	1210	mg/kg	0.050	0.17	0.30	2		11/21/2011 08:00	11/22/2011 11:09	NAH	EPA 6010C ^
Nickel	16.2	mg/kg	0.042	0.14	0.24	2		11/21/2011 08:00	11/22/2011 11:09	NAH	EPA 6010C ^
Selenium	1.3	mg/kg	0.12	0.42	0.81	2		11/21/2011 08:00	11/22/2011 11:09	NAH	EPA 6010C ^
Silver	0.046	mg/kg	0.017	0.057	0.10	1	J	11/21/2011 08:00	11/23/2011 10:45	NAH	EPA 6010C ^
Thallium	1.1	mg/kg	0.16	0.52	0.97	2		11/21/2011 08:00	11/22/2011 11:09	NAH	EPA 6010C ^
Vanadium	17.0	mg/kg	0.024	0.079	0.16	2		11/21/2011 08:00	11/22/2011 11:09	NAH	EPA 6010C ^
Zinc	256	mg/kg	0.10	0.32	0.61	2		11/21/2011 08:00	11/22/2011 11:09	NAH	EPA 6010C ^
Potassium	1570	mg/kg	11	36	67	1		11/21/2011 08:00	11/22/2011 09:07	NAH	EPA 6010C ^
Sodium	<4.0	mg/kg	4.0	13	24	1		11/21/2011 08:00	11/22/2011 09:07	NAH	EPA 6010C ^
Mercury	0.047	mg/kg	0.0021	0.0071	0.0084	1		11/21/2011 12:00	11/22/2011 10:38	GCE	EPA 7471A ^
Organic Results											
Aroclor-1016	<10	ug/kg	10	35	100	1		11/17/2011 13:00	11/21/2011 15:13	JJY	EPA 8082A ^
Aroclor-1221	<20	ug/kg	20	66	100	1		11/17/2011 13:00	11/21/2011 15:13	JJY	EPA 8082A ^
Aroclor-1232	<27	ug/kg	27	90	100	1		11/17/2011 13:00	11/21/2011 15:13	JJY	EPA 8082A ^
Aroclor-1242	<29	ug/kg	29	96	100	1		11/17/2011 13:00	11/21/2011 15:13	JJY	EPA 8082A ^
Aroclor-1248	<29	ug/kg	29	97	100	1		11/17/2011 13:00	11/21/2011 15:13	JJY	EPA 8082A ^
Aroclor-1254	<23	ug/kg	23	76	100	1		11/17/2011 13:00	11/21/2011 15:13	JJY	EPA 8082A ^
Aroclor-1260	<12	ug/kg	12	38	100	1		11/17/2011 13:00	11/21/2011 15:13	JJY	EPA 8082A ^
Aroclor-1262	<21	ug/kg	21	71	100	1		11/17/2011 13:00	11/21/2011 15:13	JJY	EPA 8082A ^
Aroclor-1268	<28	ug/kg	28	92	100	1		11/17/2011 13:00	11/21/2011 15:13	JJY	EPA 8082A ^
Surr: DCBP	54	% Recovery	60	125	60-125	1	S	11/17/2011 13:00	11/21/2011 15:13	JJY	EPA 8082A
4,4'-DDD	2.9	ug/kg	0.30	1.2	2.4	1		11/17/2011 13:00	11/30/2011 18:22	JJY	EPA 8081B ^
4,4'-DDE	6.3	ug/kg	0.30	1.1	2.4	1	P	11/17/2011 13:00	11/30/2011 18:22	JJY	EPA 8081B ^
4,4'-DDT	23	ug/kg	0.50	1.5	2.4	1		11/17/2011 13:00	11/30/2011 18:22	JJY	EPA 8081B ^
Aldrin	<0.50	ug/kg	0.50	1.7	2.4	1		11/17/2011 13:00	11/30/2011 18:22	JJY	EPA 8081B ^
alpha-BHC	<0.60	ug/kg	0.60	1.9	2.4	1		11/17/2011 13:00	11/30/2011 18:22	JJY	EPA 8081B ^
alpha-Chlordane	<0.30	ug/kg	0.30	1.1	2.4	1		11/17/2011 13:00	11/30/2011 18:22	JJY	EPA 8081B ^

Solid sample results reported on a Dry Weight Basis

CT LAB#: 101861 Sample Description: C78SB-023M-0002-SO Sampled: 11/9/2011 1000

Analyte	Result	Units	LOD	LOQ	Reporting Limit	Dilution	Qualifier	Prep Date/Time	Analysis Date/Time	Analyst	Method
beta-BHC	17	ug/kg	0.60	2.0	2.4	1	P	11/17/2011 13:00	11/30/2011 18:22	JJY	EPA 8081B ^
Chlordane (Technical)	<4.0	ug/kg	4.0	30	60	1		11/17/2011 13:00	11/30/2011 18:22	JJY	EPA 8081B ^
delta-BHC	<0.30	ug/kg	0.30	1.1	2.4	1		11/17/2011 13:00	11/30/2011 18:22	JJY	EPA 8081B ^
Dieldrin	<0.30	ug/kg	0.30	1.2	2.4	1		11/17/2011 13:00	11/30/2011 18:22	JJY	EPA 8081B ^
Endosulfan I	<0.70	ug/kg	0.70	2.2	2.4	1		11/17/2011 13:00	11/30/2011 18:22	JJY	EPA 8081B ^
Endosulfan II	0.40	ug/kg	0.30	1.2	2.4	1	J P	11/17/2011 13:00	11/30/2011 18:22	JJY	EPA 8081B ^
Endosulfan sulfate	<0.90	ug/kg	0.90	3.1	4.0	1		11/17/2011 13:00	11/30/2011 18:22	JJY	EPA 8081B ^
Endrin	8.2	ug/kg	0.40	1.4	2.4	1	P	11/17/2011 13:00	11/30/2011 18:22	JJY	EPA 8081B ^
Endrin aldehyde	<1.1	ug/kg	1.1	3.6	4.0	1		11/17/2011 13:00	11/30/2011 18:22	JJY	EPA 8081B ^
Endrin ketone	<0.80	ug/kg	0.80	2.8	4.0	1		11/17/2011 13:00	11/30/2011 18:22	JJY	EPA 8081B ^
gamma-Chlordane	<0.30	ug/kg	0.30	1.1	2.4	1		11/17/2011 13:00	11/30/2011 18:22	JJY	EPA 8081B ^
Heptachlor	<0.40	ug/kg	0.40	1.2	2.4	1		11/17/2011 13:00	11/30/2011 18:22	JJY	EPA 8081B ^
Heptachlor epoxide	<0.50	ug/kg	0.50	1.7	2.4	1		11/17/2011 13:00	11/30/2011 18:22	JJY	EPA 8081B ^
Lindane	<0.50	ug/kg	0.50	1.6	2.4	1		11/17/2011 13:00	11/30/2011 18:22	JJY	EPA 8081B ^
Methoxychlor	7.4	ug/kg	0.70	2.3	2.4	1	P	11/17/2011 13:00	11/30/2011 18:22	JJY	EPA 8081B ^
Toxaphene	<5.0	ug/kg	5.0	30	60	1		11/17/2011 13:00	11/30/2011 18:22	JJY	EPA 8081B ^
SURR:2,4,5,6-CL4-m-xylene	75	% Recovery	70	125	70-125	1		11/17/2011 13:00	11/30/2011 18:22	JJY	EPA 8081B
SURR:Decachlorobiphenyl	77	% Recovery	55	130	55-130	1		11/17/2011 13:00	11/30/2011 18:22	JJY	EPA 8081B
Nitroguanidine	<0.060	mg/kg	0.060	0.21	0.25	1		11/22/2011 09:45	11/23/2011 11:08	red	EPA 8330
1,2-Dinitrobenzene	53	% Recovery	50	150	50-150	1		11/22/2011 09:45	11/23/2011 11:08	red	EPA 8330
1,3,5-Trinitrobenzene	<0.13	mg/kg	0.13	0.43	0.50	1		11/17/2011 14:00	11/22/2011 15:39	red	EPA 8330B
1,3-Dinitrobenzene	<0.080	mg/kg	0.080	0.26	0.40	1		11/17/2011 14:00	11/22/2011 15:39	red	EPA 8330B
2,4,6-Trinitrotoluene	<0.090	mg/kg	0.090	0.31	0.40	1		11/17/2011 14:00	11/22/2011 15:39	red	EPA 8330B
2,4-Dinitrotoluene	<0.080	mg/kg	0.080	0.25	0.50	1		11/17/2011 14:00	11/22/2011 15:39	red	EPA 8330B
2,6-Dinitrotoluene	<0.070	mg/kg	0.070	0.24	0.50	1		11/17/2011 14:00	11/22/2011 15:39	red	EPA 8330B
2-Amino-4,6-dinitrotoluene	<0.090	mg/kg	0.090	0.29	0.40	1		11/17/2011 14:00	11/22/2011 15:39	red	EPA 8330B
2-Nitrotoluene	<0.090	mg/kg	0.090	0.28	0.50	1		11/17/2011 14:00	11/22/2011 15:39	red	EPA 8330B
3-Nitrotoluene	<0.11	mg/kg	0.11	0.36	0.40	1		11/17/2011 14:00	11/22/2011 15:39	red	EPA 8330B

Solid sample results reported on a Dry Weight Basis

CT LAB#: 101861 Sample Description: C78SB-023M-0002-SO Sampled: 11/9/2011 1000

Analyte	Result	Units	LOD	LOQ	Reporting Limit	Dilution	Qualifier	Prep Date/Time	Analysis Date/Time	Analyst	Method
4-Amino-2,6-dinitrotoluene	<0.080	mg/kg	0.080	0.25	0.40	1		11/17/2011 14:00	11/22/2011 15:39	red	EPA 8330B
4-Nitrotoluene	<0.10	mg/kg	0.10	0.34	0.40	1		11/17/2011 14:00	11/22/2011 15:39	red	EPA 8330B
HMX	<0.12	mg/kg	0.12	0.39	0.40	1		11/17/2011 14:00	11/22/2011 15:39	red	EPA 8330B
Nitrobenzene	<0.10	mg/kg	0.10	0.34	0.40	1		11/17/2011 14:00	11/22/2011 15:39	red	EPA 8330B
Nitroglycerin	<0.50	mg/kg	0.50	1.8	2.0	1		11/17/2011 14:00	11/22/2011 15:39	red	EPA 8330B
PETN	<0.60	mg/kg	0.60	1.9	2.0	1		11/17/2011 14:00	11/22/2011 15:39	red	EPA 8330B
RDX	<0.14	mg/kg	0.14	0.46	0.50	1		11/17/2011 14:00	11/22/2011 15:39	red	EPA 8330B
Tetryl	<0.090	mg/kg	0.090	0.30	0.40	1		11/17/2011 14:00	11/22/2011 15:39	red	EPA 8330B
1,2-Dinitrobenzene	95	% Recovery	74	128	74-128	1		11/17/2011 14:00	11/22/2011 15:39	red	EPA 8330B
1,2,4-Trichlorobenzene	<21	ug/kg	21	70	120	1		11/21/2011 13:30	11/28/2011 19:17	RPN	EPA 8270C ^
1,2-Dichlorobenzene	<24	ug/kg	24	80	120	1		11/21/2011 13:30	11/28/2011 19:17	RPN	EPA 8270C ^
1,3-Dichlorobenzene	<20	ug/kg	20	68	120	1		11/21/2011 13:30	11/28/2011 19:17	RPN	EPA 8270C ^
1,4-Dichlorobenzene	<19	ug/kg	19	64	120	1		11/21/2011 13:30	11/28/2011 19:17	RPN	EPA 8270C ^
2,4,5-Trichlorophenol	<130	ug/kg	130	450	610	1		11/21/2011 13:30	11/28/2011 19:17	RPN	EPA 8270C ^
2,4,6-Trichlorophenol	<130	ug/kg	130	450	610	1		11/21/2011 13:30	11/28/2011 19:17	RPN	EPA 8270C ^
2,4-Dichlorophenol	<120	ug/kg	120	410	610	1		11/21/2011 13:30	11/28/2011 19:17	RPN	EPA 8270C ^
2,4-Dimethylphenol	<100	ug/kg	100	330	610	1		11/21/2011 13:30	11/28/2011 19:17	RPN	EPA 8270C ^
2,4-Dinitrophenol	<270	ug/kg	270	910	2000	1		11/21/2011 13:30	11/28/2011 19:17	RPN	EPA 8270C ^
2,4-Dinitrotoluene	<24	ug/kg	24	80	120	1		11/21/2011 13:30	11/28/2011 19:17	RPN	EPA 8270C ^
2,6-Dinitrotoluene	<24	ug/kg	24	82	120	1		11/21/2011 13:30	11/28/2011 19:17	RPN	EPA 8270C ^
2-Chloronaphthalene	<23	ug/kg	23	77	120	1		11/21/2011 13:30	11/28/2011 19:17	RPN	EPA 8270C ^
2-Chlorophenol	<340	ug/kg	340	1100	2000	1		11/21/2011 13:30	11/28/2011 19:17	RPN	EPA 8270C ^
2-Methylnaphthalene	940	ug/kg	0.22	0.74	3.0	1		11/21/2011 13:30	11/28/2011 19:17	RPN	EPA 8270C ^
2-Methylphenol	<430	ug/kg	430	1400	2000	1		11/21/2011 13:30	11/28/2011 19:17	RPN	EPA 8270C ^
2-Nitroaniline	<23	ug/kg	23	79	120	1		11/21/2011 13:30	11/28/2011 19:17	RPN	EPA 8270C ^
2-Nitrophenol	<280	ug/kg	280	950	1000	1		11/21/2011 13:30	11/28/2011 19:17	RPN	EPA 8270C ^
3 & 4-Methylphenol	<660	ug/kg	660	2200	3600	1		11/21/2011 13:30	11/28/2011 19:17	RPN	EPA 8270C ^
3,3'-Dichlorobenzidine	<150	ug/kg	150	500	510	1		11/21/2011 13:30	11/28/2011 19:17	RPN	EPA 8270C ^
3-Nitroaniline	<22	ug/kg	22	73	120	1		11/21/2011 13:30	11/28/2011 19:17	RPN	EPA 8270C ^

Solid sample results reported on a Dry Weight Basis

CT LAB#: 101861 Sample Description: C78SB-023M-0002-SO Sampled: 11/9/2011 1000

Analyte	Result	Units	LOD	LOQ	Reporting Limit	Dilution	Qualifier	Prep Date/Time	Analysis Date/Time	Analyst	Method
4,6-Dinitro-2-methylphenol	<270	ug/kg	270	910	1000	1		11/21/2011 13:30	11/28/2011 19:17	RPN	EPA 8270C ^
4-Bromophenyl-phenyl ether	<25	ug/kg	25	84	120	1		11/21/2011 13:30	11/28/2011 19:17	RPN	EPA 8270C ^
4-Chloro-3-methylphenol	<380	ug/kg	380	1300	2000	1		11/21/2011 13:30	11/28/2011 19:17	RPN	EPA 8270C ^
4-Chloroaniline	<39	ug/kg	39	130	200	1		11/21/2011 13:30	11/28/2011 19:17	RPN	EPA 8270C ^
4-Chlorophenyl-phenyl ether	<26	ug/kg	26	88	200	1		11/21/2011 13:30	11/28/2011 19:17	RPN	EPA 8270C ^
4-Nitroaniline	<30	ug/kg	30	100	120	1		11/21/2011 13:30	11/28/2011 19:17	RPN	EPA 8270C ^
4-Nitrophenol	<400	ug/kg	400	1300	2000	1		11/21/2011 13:30	11/28/2011 19:17	RPN	EPA 8270C ^
Acenaphthene	100	ug/kg	0.33	1.1	3.0	1		11/21/2011 13:30	11/28/2011 19:17	RPN	EPA 8270C ^
Acenaphthylene	36	ug/kg	0.24	0.83	3.0	1		11/21/2011 13:30	11/28/2011 19:17	RPN	EPA 8270C ^
Anthracene	400	ug/kg	0.31	1.0	3.0	1		11/21/2011 13:30	11/28/2011 19:17	RPN	EPA 8270C ^
Benzo(a)anthracene	1100	ug/kg	0.32	1.1	3.0	1		11/21/2011 13:30	11/28/2011 19:17	RPN	EPA 8270C ^
Benzo(a)pyrene	840	ug/kg	0.28	0.93	5.1	1		11/21/2011 13:30	11/28/2011 19:17	RPN	EPA 8270C ^
Benzo(b)fluoranthene	1700	ug/kg	0.40	1.3	3.0	1		11/21/2011 13:30	11/28/2011 19:17	RPN	EPA 8270C ^
Benzo(g,h,i)perylene	340	ug/kg	0.39	1.3	3.0	1		11/21/2011 13:30	11/28/2011 19:17	RPN	EPA 8270C ^
Benzo(k)fluoranthene	520	ug/kg	0.37	1.2	3.0	1		11/21/2011 13:30	11/28/2011 19:17	RPN	EPA 8270C ^
Benzoic acid	<290	ug/kg	290	990	3000	1		11/21/2011 13:30	11/28/2011 19:17	RPN	EPA 8270C ^
Benzyl alcohol	<84	ug/kg	84	280	400	1		11/21/2011 13:30	11/28/2011 19:17	RPN	EPA 8270C ^
Bis(2-chloroethoxy)methane	<23	ug/kg	23	77	120	1		11/21/2011 13:30	11/28/2011 19:17	RPN	EPA 8270C ^
Bis(2-chloroethyl)ether	<25	ug/kg	25	85	120	1		11/21/2011 13:30	11/28/2011 19:17	RPN	EPA 8270C ^
Bis(2-chloroisopropyl)ether	<30	ug/kg	30	100	120	1		11/21/2011 13:30	11/28/2011 19:17	RPN	EPA 8270C ^
Butylbenzylphthalate	<74	ug/kg	74	240	400	1		11/21/2011 13:30	11/28/2011 19:17	RPN	EPA 8270C ^
Carbazole	280	ug/kg	28	95	120	1		11/21/2011 13:30	11/28/2011 19:17	RPN	EPA 8270C ^
Chrysene	1300	ug/kg	0.35	1.2	3.0	1		11/21/2011 13:30	11/28/2011 19:17	RPN	EPA 8270C ^
Di-n-butylphthalate	130	ug/kg	80	260	400	1	J	11/21/2011 13:30	11/28/2011 19:17	RPN	EPA 8270C ^
Di-n-octylphthalate	<60	ug/kg	60	200	200	1		11/21/2011 13:30	11/28/2011 19:17	RPN	EPA 8270C ^
Dibenzo(a,h)anthracene	100	ug/kg	0.35	1.2	3.0	1		11/21/2011 13:30	11/28/2011 19:17	RPN	EPA 8270C ^
Dibenzofuran	200	ug/kg	24	82	120	1		11/21/2011 13:30	11/28/2011 19:17	RPN	EPA 8270C ^
Diethylphthalate	<65	ug/kg	65	220	400	1		11/21/2011 13:30	11/28/2011 19:17	RPN	EPA 8270C ^
Dimethylphthalate	<64	ug/kg	64	210	400	1		11/21/2011 13:30	11/28/2011 19:17	RPN	EPA 8270C ^

Solid sample results reported on a Dry Weight Basis

CT LAB#: 101861 Sample Description: C78SB-023M-0002-SO Sampled: 11/9/2011 1000

Analyte	Result	Units	LOD	LOQ	Reporting Limit	Dilution	Qualifier	Prep Date/Time	Analysis Date/Time	Analyst	Method
Fluoranthene	3400	ug/kg	0.36	1.2	3.0	1		11/21/2011 13:30	11/28/2011 19:17	RPN	EPA 8270C ^
Fluorene	110	ug/kg	0.36	1.2	3.0	1		11/21/2011 13:30	11/28/2011 19:17	RPN	EPA 8270C ^
Hexachlorobenzene	<28	ug/kg	28	95	120	1		11/21/2011 13:30	11/28/2011 19:17	RPN	EPA 8270C ^
Hexachlorobutadiene	<63	ug/kg	63	210	400	1		11/21/2011 13:30	11/28/2011 19:17	RPN	EPA 8270C ^
Hexachlorocyclopentadiene	<53	ug/kg	53	170	200	1		11/21/2011 13:30	11/28/2011 19:17	RPN	EPA 8270C ^
Hexachloroethane	<33	ug/kg	33	110	120	1		11/21/2011 13:30	11/28/2011 19:17	RPN	EPA 8270C ^
Indeno(1,2,3-cd)pyrene	450	ug/kg	0.36	1.2	3.0	1		11/21/2011 13:30	11/28/2011 19:17	RPN	EPA 8270C ^
Isophorone	<51	ug/kg	51	170	200	1		11/21/2011 13:30	11/28/2011 19:17	RPN	EPA 8270C ^
N-Nitroso-di-n-propylamine	<71	ug/kg	71	230	400	1		11/21/2011 13:30	11/28/2011 19:17	RPN	EPA 8270C ^
N-Nitrosodiphenylamine & Diphn	<51	ug/kg	51	160	400	1		11/21/2011 13:30	11/28/2011 19:17	RPN	EPA 8270C ^
Naphthalene	610	ug/kg	0.27	0.90	3.0	1		11/21/2011 13:30	11/28/2011 19:17	RPN	EPA 8270C ^
Nitrobenzene	<60	ug/kg	60	200	200	1		11/21/2011 13:30	11/28/2011 19:17	RPN	EPA 8270C ^
Pentachlorophenol	<240	ug/kg	240	810	1000	1		11/21/2011 13:30	11/28/2011 19:17	RPN	EPA 8270C ^
Phenanthrene	1600	ug/kg	0.46	1.5	3.0	1		11/21/2011 13:30	11/28/2011 19:17	RPN	EPA 8270C ^
Phenol	<160	ug/kg	160	540	610	1		11/21/2011 13:30	11/28/2011 19:17	RPN	EPA 8270C ^
Pyrene	2500	ug/kg	0.41	1.4	1.5	1		11/21/2011 13:30	11/28/2011 19:17	RPN	EPA 8270C ^
Surr: 2,4,6-Tribromophenol	42	% Recovery	35	125	35-125	1		11/21/2011 13:30	11/28/2011 19:17	RPN	EPA 8270C
Surr: 2-Fluorobiphenyl	58	% Recovery	45	105	45-105	1		11/21/2011 13:30	11/28/2011 19:17	RPN	EPA 8270C
Surr: 2-Fluorophenol	33	% Recovery	35	105	35-105	1	S	11/21/2011 13:30	11/28/2011 19:17	RPN	EPA 8270C
Surr: Nitrobenzene-d5	51	% Recovery	35	100	35-100	1		11/21/2011 13:30	11/28/2011 19:17	RPN	EPA 8270C
Surr: o-terphenyl-d14	66	% Recovery	30	125	30-125	1		11/21/2011 13:30	11/28/2011 19:17	RPN	EPA 8270C
Surr: Phenol-d5	54	% Recovery	40	100	40-100	1		11/21/2011 13:30	11/28/2011 19:17	RPN	EPA 8270C
Surr: Terphenyl-d14	59	% Recovery	30	125	30-125	1		11/21/2011 13:30	11/28/2011 19:17	RPN	EPA 8270C

Sub Lab Results

Asbestos	ATTACHED					1			12/01/2011 00:00	PML	

Solid sample results reported on a Dry Weight Basis

CT LAB#: 101862 Sample Description: C78SB-023V-0002-SO Sampled: 11/9/2011 1000

Analyte	Result	Units	LOD	LOQ	Reporting Limit	Dilution	Qualifier	Prep Date/Time	Analysis Date/Time	Analyst	Method
Inorganic Results											
Solids, Percent	86.0	%				1			11/17/2011 14:00	BMS	EPA 8000C
Organic Results											
1,1,1-Trichloroethane	<14	ug/kg	14	43	68	1		11/16/2011 12:30	11/17/2011 13:19	APG	EPA 8260B ^
1,1,2,2-Tetrachloroethane	<8.1	ug/kg	8.1	29	68	1		11/16/2011 12:30	11/17/2011 13:19	APG	EPA 8260B ^
1,1,2-Trichloroethane	<11	ug/kg	11	35	68	1		11/16/2011 12:30	11/17/2011 13:19	APG	EPA 8260B ^
1,1-Dichloroethane	<15	ug/kg	15	50	68	1		11/16/2011 12:30	11/17/2011 13:19	APG	EPA 8260B ^
1,1-Dichloroethene	<22	ug/kg	22	71	68	1		11/16/2011 12:30	11/17/2011 13:19	APG	EPA 8260B ^
1,2-Dibromoethane	<14	ug/kg	14	46	68	1		11/16/2011 12:30	11/17/2011 13:19	APG	EPA 8260B ^
1,2-Dichloroethane	<16	ug/kg	16	53	68	1		11/16/2011 12:30	11/17/2011 13:19	APG	EPA 8260B ^
1,2-Dichloropropane	<9.5	ug/kg	9.5	30	68	1		11/16/2011 12:30	11/17/2011 13:19	APG	EPA 8260B ^
2-Butanone	<140	ug/kg	140	460	680	1		11/16/2011 12:30	11/17/2011 13:19	APG	EPA 8260B ^
2-Hexanone	<92	ug/kg	92	310	680	1		11/16/2011 12:30	11/17/2011 13:19	APG	EPA 8260B ^
4-Methyl-2-pentanone	<110	ug/kg	110	370	680	1		11/16/2011 12:30	11/17/2011 13:19	APG	EPA 8260B ^
Acetone	190	ug/kg	86	290	680	1	J B	11/16/2011 12:30	11/17/2011 13:19	APG	EPA 8260B ^
Benzene	35	ug/kg	6.8	24	68	1	J	11/16/2011 12:30	11/17/2011 13:19	APG	EPA 8260B ^
Bromochloromethane	<11	ug/kg	11	35	68	1		11/16/2011 12:30	11/17/2011 13:19	APG	EPA 8260B ^
Bromodichloromethane	<12	ug/kg	12	41	68	1		11/16/2011 12:30	11/17/2011 13:19	APG	EPA 8260B ^
Bromoform	<8.1	ug/kg	8.1	29	68	1		11/16/2011 12:30	11/17/2011 13:19	APG	EPA 8260B ^
Bromomethane	<41	ug/kg	41	140	140	1		11/16/2011 12:30	11/17/2011 13:19	APG	EPA 8260B ^
Carbon disulfide	<20	ug/kg	20	69	140	1		11/16/2011 12:30	11/17/2011 13:19	APG	EPA 8260B ^
Carbon tetrachloride	<15	ug/kg	15	50	68	1		11/16/2011 12:30	11/17/2011 13:19	APG	EPA 8260B ^
Chlorobenzene	<11	ug/kg	11	34	68	1		11/16/2011 12:30	11/17/2011 13:19	APG	EPA 8260B ^
Chloroethane	<26	ug/kg	26	88	140	1		11/16/2011 12:30	11/17/2011 13:19	APG	EPA 8260B ^
Chloroform	<12	ug/kg	12	43	68	1		11/16/2011 12:30	11/17/2011 13:19	APG	EPA 8260B ^
Chloromethane	<34	ug/kg	34	110	140	1		11/16/2011 12:30	11/17/2011 13:19	APG	EPA 8260B ^
cis-1,2-Dichloroethene	<14	ug/kg	14	46	68	1		11/16/2011 12:30	11/17/2011 13:19	APG	EPA 8260B ^
cis-1,3-Dichloropropene	<14	ug/kg	14	43	68	1		11/16/2011 12:30	11/17/2011 13:19	APG	EPA 8260B ^

Solid sample results reported on a Dry Weight Basis

CT LAB#: 101862 Sample Description: C78SB-023V-0002-SO Sampled: 11/9/2011 1000

Analyte	Result	Units	LOD	LOQ	Reporting Limit	Dilution	Qualifier	Prep Date/Time	Analysis Date/Time	Analyst	Method
Dibromochloromethane	<11	ug/kg	11	35	68	1		11/16/2011 12:30	11/17/2011 13:19	APG	EPA 8260B ^
Ethylbenzene	61	ug/kg	11	34	68	1	J	11/16/2011 12:30	11/17/2011 13:19	APG	EPA 8260B ^
m & p-Xylene	170	ug/kg	24	81	140	1		11/16/2011 12:30	11/17/2011 13:19	APG	EPA 8260B ^
Methylene chloride	<54	ug/kg	54	180	140	1		11/16/2011 12:30	11/17/2011 13:19	APG	EPA 8260B ^
o-Xylene	150	ug/kg	11	34	68	1		11/16/2011 12:30	11/17/2011 13:19	APG	EPA 8260B ^
Styrene	<8.1	ug/kg	8.1	27	68	1		11/16/2011 12:30	11/17/2011 13:19	APG	EPA 8260B ^
Tetrachloroethene	<11	ug/kg	11	37	68	1		11/16/2011 12:30	11/17/2011 13:19	APG	EPA 8260B ^
Toluene	150	ug/kg	9.5	34	68	1		11/16/2011 12:30	11/17/2011 13:19	APG	EPA 8260B ^
trans-1,2-Dichloroethene	<15	ug/kg	15	52	68	1		11/16/2011 12:30	11/17/2011 13:19	APG	EPA 8260B ^
trans-1,3-Dichloropropene	<9.5	ug/kg	9.5	31	68	1		11/16/2011 12:30	11/17/2011 13:19	APG	EPA 8260B ^
Trichloroethene	<14	ug/kg	14	43	68	1		11/16/2011 12:30	11/17/2011 13:19	APG	EPA 8260B ^
Trichlorofluoromethane	<18	ug/kg	18	57	68	1		11/16/2011 12:30	11/17/2011 13:19	APG	EPA 8260B ^
Vinyl chloride	<19	ug/kg	19	64	68	1		11/16/2011 12:30	11/17/2011 13:19	APG	EPA 8260B ^
1,2 Dichloroethane-d4	101	% Recovery	80	117	80-117	1		11/16/2011 12:30	11/17/2011 13:19	APG	EPA 8260B
Bromofluorobenzene	102	% Recovery	85	120	85-120	1		11/16/2011 12:30	11/17/2011 13:19	APG	EPA 8260B
d8-Toluene	101	% Recovery	85	115	85-115	1		11/16/2011 12:30	11/17/2011 13:19	APG	EPA 8260B
Dibromofluoromethane	99	% Recovery	82	118	82-118	1		11/16/2011 12:30	11/17/2011 13:19	APG	EPA 8260B

CT LAB#: 101863 Sample Description: C78SB-023M-0003-SO Sampled: 11/9/2011 1055

Analyte	Result	Units	LOD	LOQ	Reporting Limit	Dilution	Qualifier	Prep Date/Time	Analysis Date/Time	Analyst	Method
Inorganic Results											
Solids, Percent	99.2	%				1			11/17/2011 14:00	BMS	EPA 8000C
Nitrocellulose	<13	mg/kg	13	44	100	1		11/21/2011 08:00	11/29/2011 05:24	RLD	EPA 9056M
Metals Results											
Aluminum	12600	mg/kg	0.081	0.28	0.48	2		11/21/2011 08:00	11/22/2011 11:16	NAH	EPA 6010C ^
Antimony	0.53	mg/kg	0.13	0.43	0.81	1	J	11/21/2011 08:00	11/23/2011 10:52	NAH	EPA 6010C ^

Solid sample results reported on a Dry Weight Basis

CT LAB#: 101863 Sample Description: C78SB-023M-0003-SO Sampled: 11/9/2011 1055

Analyte	Result	Units	LOD	LOQ	Reporting Limit	Dilution	Qualifier	Prep Date/Time	Analysis Date/Time	Analyst	Method
Arsenic	14.3	mg/kg	0.26	0.91	1.6	2		11/21/2011 08:00	11/22/2011 11:16	NAH	EPA 6010C ^
Barium	88.7	mg/kg	0.018	0.056	0.10	2		11/21/2011 08:00	11/22/2011 11:16	NAH	EPA 6010C ^
Beryllium	0.63	mg/kg	0.0081	0.024	0.081	2		11/21/2011 08:00	11/22/2011 11:16	NAH	EPA 6010C ^
Cadmium	0.25	mg/kg	0.012	0.042	0.081	2		11/21/2011 08:00	11/22/2011 11:16	NAH	EPA 6010C ^
Calcium	2080	mg/kg	0.48	1.6	2.8	2		11/21/2011 08:00	11/22/2011 11:16	NAH	EPA 6010C ^
Chromium	229	mg/kg	0.046	0.16	0.28	2		11/21/2011 08:00	11/22/2011 11:16	NAH	EPA 6010C ^
Cobalt	9.7	mg/kg	0.081	0.24	0.48	2		11/21/2011 08:00	11/22/2011 11:16	NAH	EPA 6010C ^
Copper	20.1	mg/kg	0.14	0.44	0.81	2		11/21/2011 08:00	11/22/2011 11:16	NAH	EPA 6010C ^
Iron	31700	mg/kg	0.60	2.0	3.6	2		11/21/2011 08:00	11/22/2011 11:16	NAH	EPA 6010C ^
Lead	18.4	mg/kg	0.081	0.28	0.50	2		11/21/2011 08:00	11/22/2011 11:16	NAH	EPA 6010C ^
Magnesium	2260	mg/kg	0.28	0.97	1.6	2		11/21/2011 08:00	11/22/2011 11:16	NAH	EPA 6010C ^
Manganese	600	mg/kg	0.050	0.17	0.30	2		11/21/2011 08:00	11/22/2011 11:16	NAH	EPA 6010C ^
Nickel	19.3	mg/kg	0.042	0.14	0.24	2		11/21/2011 08:00	11/22/2011 11:16	NAH	EPA 6010C ^
Selenium	0.54	mg/kg	0.060	0.21	0.40	1		11/21/2011 08:00	11/23/2011 10:52	NAH	EPA 6010C ^
Silver	<0.017	mg/kg	0.017	0.056	0.10	1		11/21/2011 08:00	11/23/2011 10:52	NAH	EPA 6010C ^
Thallium	0.45	mg/kg	0.081	0.26	0.48	1	J	11/21/2011 08:00	11/23/2011 10:52	NAH	EPA 6010C ^
Vanadium	21.9	mg/kg	0.024	0.079	0.16	2		11/21/2011 08:00	11/22/2011 11:16	NAH	EPA 6010C ^
Zinc	133	mg/kg	0.10	0.32	0.60	2		11/21/2011 08:00	11/22/2011 11:16	NAH	EPA 6010C ^
Potassium	1630	mg/kg	11	36	67	1		11/21/2011 08:00	11/22/2011 09:10	NAH	EPA 6010C ^
Sodium	<4.0	mg/kg	4.0	13	24	1		11/21/2011 08:00	11/22/2011 09:10	NAH	EPA 6010C ^
Mercury	0.016	mg/kg	0.0021	0.0071	0.0084	1		11/21/2011 12:00	11/22/2011 10:40	GCE	EPA 7471A ^
Organic Results											
Aroclor-1016	<10	ug/kg	10	35	100	1		11/17/2011 13:00	11/21/2011 15:31	JJY	EPA 8082A ^
Aroclor-1221	<20	ug/kg	20	67	100	1		11/17/2011 13:00	11/21/2011 15:31	JJY	EPA 8082A ^
Aroclor-1232	<27	ug/kg	27	91	100	1		11/17/2011 13:00	11/21/2011 15:31	JJY	EPA 8082A ^
Aroclor-1242	<29	ug/kg	29	97	100	1		11/17/2011 13:00	11/21/2011 15:31	JJY	EPA 8082A ^
Aroclor-1248	<29	ug/kg	29	98	100	1		11/17/2011 13:00	11/21/2011 15:31	JJY	EPA 8082A ^
Aroclor-1254	<23	ug/kg	23	77	100	1		11/17/2011 13:00	11/21/2011 15:31	JJY	EPA 8082A ^

Solid sample results reported on a Dry Weight Basis

CT LAB#: 101863 Sample Description: C78SB-023M-0003-SO Sampled: 11/9/2011 1055

Analyte	Result	Units	LOD	LOQ	Reporting Limit	Dilution	Qualifier	Prep Date/Time	Analysis Date/Time	Analyst	Method
Aroclor-1260	<12	ug/kg	12	38	100	1		11/17/2011 13:00	11/21/2011 15:31	JJY	EPA 8082A ^
Aroclor-1262	<21	ug/kg	21	72	100	1		11/17/2011 13:00	11/21/2011 15:31	JJY	EPA 8082A ^
Aroclor-1268	<28	ug/kg	28	93	100	1		11/17/2011 13:00	11/21/2011 15:31	JJY	EPA 8082A ^
Surr: DCBP	61	% Recovery	60	125	60-125	1		11/17/2011 13:00	11/21/2011 15:31	JJY	EPA 8082A
4,4'-DDD	<0.30	ug/kg	0.30	1.2	2.4	1		11/17/2011 13:00	11/29/2011 17:34	JJY	EPA 8081B ^
4,4'-DDE	2.6	ug/kg	0.30	1.1	2.4	1	P	11/17/2011 13:00	11/29/2011 17:34	JJY	EPA 8081B ^
4,4'-DDT	1.8	ug/kg	0.51	1.5	2.4	1	J P	11/17/2011 13:00	11/29/2011 17:34	JJY	EPA 8081B ^
Aldrin	<0.51	ug/kg	0.51	1.7	2.4	1		11/17/2011 13:00	11/29/2011 17:34	JJY	EPA 8081B ^
alpha-BHC	<0.61	ug/kg	0.61	1.9	2.4	1		11/17/2011 13:00	11/29/2011 17:34	JJY	EPA 8081B ^
alpha-Chlordane	<0.30	ug/kg	0.30	1.1	2.4	1		11/17/2011 13:00	11/29/2011 17:34	JJY	EPA 8081B ^
beta-BHC	<0.61	ug/kg	0.61	2.0	2.4	1		11/17/2011 13:00	11/29/2011 17:34	JJY	EPA 8081B ^
Chlordane (Technical)	<4.1	ug/kg	4.1	30	61	1		11/17/2011 13:00	11/29/2011 17:34	JJY	EPA 8081B ^
delta-BHC	<0.30	ug/kg	0.30	1.1	2.4	1		11/17/2011 13:00	11/29/2011 17:34	JJY	EPA 8081B ^
Dieldrin	<0.30	ug/kg	0.30	1.2	2.4	1		11/17/2011 13:00	11/29/2011 17:34	JJY	EPA 8081B ^
Endosulfan I	<0.71	ug/kg	0.71	2.2	2.4	1		11/17/2011 13:00	11/29/2011 17:34	JJY	EPA 8081B ^
Endosulfan II	<0.30	ug/kg	0.30	1.2	2.4	1		11/17/2011 13:00	11/29/2011 17:34	JJY	EPA 8081B ^
Endosulfan sulfate	<0.91	ug/kg	0.91	3.1	4.1	1		11/17/2011 13:00	11/29/2011 17:34	JJY	EPA 8081B ^
Endrin	<0.41	ug/kg	0.41	1.4	2.4	1		11/17/2011 13:00	11/29/2011 17:34	JJY	EPA 8081B ^
Endrin aldehyde	1.6	ug/kg	1.1	3.6	4.1	1	J	11/17/2011 13:00	11/29/2011 17:34	JJY	EPA 8081B ^
Endrin ketone	<0.81	ug/kg	0.81	2.8	4.1	1		11/17/2011 13:00	11/29/2011 17:34	JJY	EPA 8081B ^
gamma-Chlordane	<0.30	ug/kg	0.30	1.1	2.4	1		11/17/2011 13:00	11/29/2011 17:34	JJY	EPA 8081B ^
Heptachlor	<0.41	ug/kg	0.41	1.2	2.4	1		11/17/2011 13:00	11/29/2011 17:34	JJY	EPA 8081B ^
Heptachlor epoxide	<0.51	ug/kg	0.51	1.7	2.4	1		11/17/2011 13:00	11/29/2011 17:34	JJY	EPA 8081B ^
Lindane	<0.51	ug/kg	0.51	1.6	2.4	1		11/17/2011 13:00	11/29/2011 17:34	JJY	EPA 8081B ^
Methoxychlor	<0.71	ug/kg	0.71	2.3	2.4	1		11/17/2011 13:00	11/29/2011 17:34	JJY	EPA 8081B ^
Toxaphene	<5.1	ug/kg	5.1	30	61	1		11/17/2011 13:00	11/29/2011 17:34	JJY	EPA 8081B ^
SURR:2,4,5,6-CL4-m-xylene	62	% Recovery	70	125	70-125	1	S	11/17/2011 13:00	11/29/2011 17:34	JJY	EPA 8081B
SURR:Decachlorobiphenyl	60	% Recovery	55	130	55-130	1		11/17/2011 13:00	11/29/2011 17:34	JJY	EPA 8081B

Solid sample results reported on a Dry Weight Basis

CT LAB#: 101863 Sample Description: C78SB-023M-0003-SO Sampled: 11/9/2011 1055

Analyte	Result	Units	LOD	LOQ	Reporting Limit	Dilution	Qualifier	Prep Date/Time	Analysis Date/Time	Analyst	Method
Nitroguanidine	<0.060	mg/kg	0.060	0.21	0.25	1		11/22/2011 09:45	11/23/2011 11:16	red	EPA 8330
1,2-Dinitrobenzene	89	% Recovery	50	150	50-150	1		11/22/2011 09:45	11/23/2011 11:16	red	EPA 8330
1,3,5-Trinitrobenzene	<0.13	mg/kg	0.13	0.43	0.50	1		11/17/2011 14:00	11/22/2011 15:58	red	EPA 8330B
1,3-Dinitrobenzene	<0.080	mg/kg	0.080	0.26	0.40	1		11/17/2011 14:00	11/22/2011 15:58	red	EPA 8330B
2,4,6-Trinitrotoluene	<0.090	mg/kg	0.090	0.31	0.40	1		11/17/2011 14:00	11/22/2011 15:58	red	EPA 8330B
2,4-Dinitrotoluene	<0.080	mg/kg	0.080	0.25	0.50	1		11/17/2011 14:00	11/22/2011 15:58	red	EPA 8330B
2,6-Dinitrotoluene	<0.070	mg/kg	0.070	0.24	0.50	1		11/17/2011 14:00	11/22/2011 15:58	red	EPA 8330B
2-Amino-4,6-dinitrotoluene	<0.090	mg/kg	0.090	0.29	0.40	1		11/17/2011 14:00	11/22/2011 15:58	red	EPA 8330B
2-Nitrotoluene	<0.090	mg/kg	0.090	0.28	0.50	1		11/17/2011 14:00	11/22/2011 15:58	red	EPA 8330B
3-Nitrotoluene	<0.11	mg/kg	0.11	0.36	0.40	1		11/17/2011 14:00	11/22/2011 15:58	red	EPA 8330B
4-Amino-2,6-dinitrotoluene	<0.080	mg/kg	0.080	0.25	0.40	1		11/17/2011 14:00	11/22/2011 15:58	red	EPA 8330B
4-Nitrotoluene	<0.10	mg/kg	0.10	0.34	0.40	1		11/17/2011 14:00	11/22/2011 15:58	red	EPA 8330B
HMX	<0.12	mg/kg	0.12	0.39	0.40	1		11/17/2011 14:00	11/22/2011 15:58	red	EPA 8330B
Nitrobenzene	<0.10	mg/kg	0.10	0.34	0.40	1		11/17/2011 14:00	11/22/2011 15:58	red	EPA 8330B
Nitroglycerin	<0.50	mg/kg	0.50	1.8	2.0	1		11/17/2011 14:00	11/22/2011 15:58	red	EPA 8330B
PETN	<0.60	mg/kg	0.60	1.9	2.0	1		11/17/2011 14:00	11/22/2011 15:58	red	EPA 8330B
RDX	<0.14	mg/kg	0.14	0.46	0.50	1		11/17/2011 14:00	11/22/2011 15:58	red	EPA 8330B
Tetryl	<0.090	mg/kg	0.090	0.30	0.40	1		11/17/2011 14:00	11/22/2011 15:58	red	EPA 8330B
1,2-Dinitrobenzene	95	% Recovery	74	128	74-128	1		11/17/2011 14:00	11/22/2011 15:58	red	EPA 8330B
1,2,4-Trichlorobenzene	<21	ug/kg	21	70	120	1		11/21/2011 13:30	11/28/2011 17:25	RPN	EPA 8270C ^
1,2-Dichlorobenzene	<24	ug/kg	24	80	120	1		11/21/2011 13:30	11/28/2011 17:25	RPN	EPA 8270C ^
1,3-Dichlorobenzene	<20	ug/kg	20	68	120	1		11/21/2011 13:30	11/28/2011 17:25	RPN	EPA 8270C ^
1,4-Dichlorobenzene	<19	ug/kg	19	64	120	1		11/21/2011 13:30	11/28/2011 17:25	RPN	EPA 8270C ^
2,4,5-Trichlorophenol	<130	ug/kg	130	440	600	1		11/21/2011 13:30	11/28/2011 17:25	RPN	EPA 8270C ^
2,4,6-Trichlorophenol	<130	ug/kg	130	440	600	1		11/21/2011 13:30	11/28/2011 17:25	RPN	EPA 8270C ^
2,4-Dichlorophenol	<120	ug/kg	120	410	600	1		11/21/2011 13:30	11/28/2011 17:25	RPN	EPA 8270C ^
2,4-Dimethylphenol	<100	ug/kg	100	330	600	1		11/21/2011 13:30	11/28/2011 17:25	RPN	EPA 8270C ^
2,4-Dinitrophenol	<270	ug/kg	270	910	2000	1		11/21/2011 13:30	11/28/2011 17:25	RPN	EPA 8270C ^

Solid sample results reported on a Dry Weight Basis

CT LAB#: 101863 Sample Description: C78SB-023M-0003-SO Sampled: 11/9/2011 1055

Analyte	Result	Units	LOD	LOQ	Reporting Limit	Dilution	Qualifier	Prep Date/Time	Analysis Date/Time	Analyst	Method
2,4-Dinitrotoluene	<24	ug/kg	24	80	120	1		11/21/2011 13:30	11/28/2011 17:25	RPN	EPA 8270C ^
2,6-Dinitrotoluene	<24	ug/kg	24	82	120	1		11/21/2011 13:30	11/28/2011 17:25	RPN	EPA 8270C ^
2-Chloronaphthalene	<23	ug/kg	23	77	120	1		11/21/2011 13:30	11/28/2011 17:25	RPN	EPA 8270C ^
2-Chlorophenol	<340	ug/kg	340	1100	2000	1		11/21/2011 13:30	11/28/2011 17:25	RPN	EPA 8270C ^
2-Methylnaphthalene	14	ug/kg	0.22	0.74	3.0	1		11/21/2011 13:30	11/28/2011 17:25	RPN	EPA 8270C ^
2-Methylphenol	<420	ug/kg	420	1400	2000	1		11/21/2011 13:30	11/28/2011 17:25	RPN	EPA 8270C ^
2-Nitroaniline	<23	ug/kg	23	79	120	1		11/21/2011 13:30	11/28/2011 17:25	RPN	EPA 8270C ^
2-Nitrophenol	<280	ug/kg	280	950	1000	1		11/21/2011 13:30	11/28/2011 17:25	RPN	EPA 8270C ^
3 & 4-Methylphenol	<660	ug/kg	660	2200	3600	1		11/21/2011 13:30	11/28/2011 17:25	RPN	EPA 8270C ^
3,3'-Dichlorobenzidine	<150	ug/kg	150	490	500	1		11/21/2011 13:30	11/28/2011 17:25	RPN	EPA 8270C ^
3-Nitroaniline	<22	ug/kg	22	73	120	1		11/21/2011 13:30	11/28/2011 17:25	RPN	EPA 8270C ^
4,6-Dinitro-2-methylphenol	<270	ug/kg	270	910	1000	1		11/21/2011 13:30	11/28/2011 17:25	RPN	EPA 8270C ^
4-Bromophenyl-phenyl ether	<25	ug/kg	25	84	120	1		11/21/2011 13:30	11/28/2011 17:25	RPN	EPA 8270C ^
4-Chloro-3-methylphenol	<380	ug/kg	380	1300	2000	1		11/21/2011 13:30	11/28/2011 17:25	RPN	EPA 8270C ^
4-Chloroaniline	<39	ug/kg	39	130	200	1		11/21/2011 13:30	11/28/2011 17:25	RPN	EPA 8270C ^
4-Chlorophenyl-phenyl ether	<26	ug/kg	26	88	200	1		11/21/2011 13:30	11/28/2011 17:25	RPN	EPA 8270C ^
4-Nitroaniline	<30	ug/kg	30	100	120	1		11/21/2011 13:30	11/28/2011 17:25	RPN	EPA 8270C ^
4-Nitrophenol	<400	ug/kg	400	1300	2000	1		11/21/2011 13:30	11/28/2011 17:25	RPN	EPA 8270C ^
Acenaphthene	1.6	ug/kg	0.33	1.1	3.0	1	J	11/21/2011 13:30	11/28/2011 17:25	RPN	EPA 8270C ^
Acenaphthylene	3.1	ug/kg	0.24	0.83	3.0	1		11/21/2011 13:30	11/28/2011 17:25	RPN	EPA 8270C ^
Anthracene	6.1	ug/kg	0.31	1.0	3.0	1		11/21/2011 13:30	11/28/2011 17:25	RPN	EPA 8270C ^
Benzo(a)anthracene	33	ug/kg	0.32	1.1	3.0	1		11/21/2011 13:30	11/28/2011 17:25	RPN	EPA 8270C ^
Benzo(a)pyrene	23	ug/kg	0.28	0.93	5.0	1		11/21/2011 13:30	11/28/2011 17:25	RPN	EPA 8270C ^
Benzo(b)fluoranthene	40	ug/kg	0.40	1.3	3.0	1		11/21/2011 13:30	11/28/2011 17:25	RPN	EPA 8270C ^
Benzo(g,h,i)perylene	13	ug/kg	0.39	1.3	3.0	1		11/21/2011 13:30	11/28/2011 17:25	RPN	EPA 8270C ^
Benzo(k)fluoranthene	14	ug/kg	0.37	1.2	3.0	1		11/21/2011 13:30	11/28/2011 17:25	RPN	EPA 8270C ^
Benzoic acid	<290	ug/kg	290	990	3000	1		11/21/2011 13:30	11/28/2011 17:25	RPN	EPA 8270C ^
Benzyl alcohol	<84	ug/kg	84	280	400	1		11/21/2011 13:30	11/28/2011 17:25	RPN	EPA 8270C ^
Bis(2-chloroethoxy)methane	<23	ug/kg	23	77	120	1		11/21/2011 13:30	11/28/2011 17:25	RPN	EPA 8270C ^

Solid sample results reported on a Dry Weight Basis

CT LAB#: 101863 Sample Description: C78SB-023M-0003-SO Sampled: 11/9/2011 1055

Analyte	Result	Units	LOD	LOQ	Reporting Limit	Dilution	Qualifier	Prep Date/Time	Analysis Date/Time	Analyst	Method
Bis(2-chloroethyl)ether	<25	ug/kg	25	85	120	1		11/21/2011 13:30	11/28/2011 17:25	RPN	EPA 8270C ^
Bis(2-chloroisopropyl)ether	<30	ug/kg	30	100	120	1		11/21/2011 13:30	11/28/2011 17:25	RPN	EPA 8270C ^
Butylbenzylphthalate	<74	ug/kg	74	240	400	1		11/21/2011 13:30	11/28/2011 17:25	RPN	EPA 8270C ^
Carbazole	<28	ug/kg	28	95	120	1		11/21/2011 13:30	11/28/2011 17:25	RPN	EPA 8270C ^
Chrysene	30	ug/kg	0.35	1.2	3.0	1		11/21/2011 13:30	11/28/2011 17:25	RPN	EPA 8270C ^
Di-n-butylphthalate	120	ug/kg	80	260	400	1	J	11/21/2011 13:30	11/28/2011 17:25	RPN	EPA 8270C ^
Di-n-octylphthalate	<59	ug/kg	59	200	200	1		11/21/2011 13:30	11/28/2011 17:25	RPN	EPA 8270C ^
Dibenzo(a,h)anthracene	4.2	ug/kg	0.35	1.2	3.0	1	B	11/21/2011 13:30	11/28/2011 17:25	RPN	EPA 8270C ^
Dibenzofuran	<24	ug/kg	24	82	120	1		11/21/2011 13:30	11/28/2011 17:25	RPN	EPA 8270C ^
Diethylphthalate	<65	ug/kg	65	220	400	1		11/21/2011 13:30	11/28/2011 17:25	RPN	EPA 8270C ^
Dimethylphthalate	<64	ug/kg	64	210	400	1		11/21/2011 13:30	11/28/2011 17:25	RPN	EPA 8270C ^
Fluoranthene	66	ug/kg	0.36	1.2	3.0	1		11/21/2011 13:30	11/28/2011 17:25	RPN	EPA 8270C ^
Fluorene	3.6	ug/kg	0.36	1.2	3.0	1		11/21/2011 13:30	11/28/2011 17:25	RPN	EPA 8270C ^
Hexachlorobenzene	<28	ug/kg	28	95	120	1		11/21/2011 13:30	11/28/2011 17:25	RPN	EPA 8270C ^
Hexachlorobutadiene	<63	ug/kg	63	210	400	1		11/21/2011 13:30	11/28/2011 17:25	RPN	EPA 8270C ^
Hexachlorocyclopentadiene	<52	ug/kg	52	170	200	1		11/21/2011 13:30	11/28/2011 17:25	RPN	EPA 8270C ^
Hexachloroethane	<33	ug/kg	33	110	120	1		11/21/2011 13:30	11/28/2011 17:25	RPN	EPA 8270C ^
Indeno(1,2,3-cd)pyrene	19	ug/kg	0.36	1.2	3.0	1		11/21/2011 13:30	11/28/2011 17:25	RPN	EPA 8270C ^
Isophorone	<50	ug/kg	50	170	200	1		11/21/2011 13:30	11/28/2011 17:25	RPN	EPA 8270C ^
N-Nitroso-di-n-propylamine	<71	ug/kg	71	230	400	1		11/21/2011 13:30	11/28/2011 17:25	RPN	EPA 8270C ^
N-Nitrosodiphenylamine & Diphn	<50	ug/kg	50	160	400	1		11/21/2011 13:30	11/28/2011 17:25	RPN	EPA 8270C ^
Naphthalene	11	ug/kg	0.27	0.90	3.0	1		11/21/2011 13:30	11/28/2011 17:25	RPN	EPA 8270C ^
Nitrobenzene	<59	ug/kg	59	200	200	1		11/21/2011 13:30	11/28/2011 17:25	RPN	EPA 8270C ^
Pentachlorophenol	<240	ug/kg	240	810	1000	1		11/21/2011 13:30	11/28/2011 17:25	RPN	EPA 8270C ^
Phenanthrene	43	ug/kg	0.45	1.5	3.0	1		11/21/2011 13:30	11/28/2011 17:25	RPN	EPA 8270C ^
Phenol	<160	ug/kg	160	530	600	1		11/21/2011 13:30	11/28/2011 17:25	RPN	EPA 8270C ^
Pyrene	51	ug/kg	0.41	1.4	1.5	1		11/21/2011 13:30	11/28/2011 17:25	RPN	EPA 8270C ^
Surr: 2,4,6-Tribromophenol	31	% Recovery	35	125	35-125	1	S	11/21/2011 13:30	11/28/2011 17:25	RPN	EPA 8270C
Surr: 2-Fluorobiphenyl	58	% Recovery	45	105	45-105	1		11/21/2011 13:30	11/28/2011 17:25	RPN	EPA 8270C

Solid sample results reported on a Dry Weight Basis

CT LAB#: 101863 Sample Description: C78SB-023M-0003-SO Sampled: 11/9/2011 1055

Analyte	Result	Units	LOD	LOQ	Reporting Limit	Dilution	Qualifier	Prep Date/Time	Analysis Date/Time	Analyst	Method
Surr: 2-Fluorophenol	35	% Recovery	35	105	35-105	1		11/21/2011 13:30	11/28/2011 17:25	RPN	EPA 8270C
Surr: Nitrobenzene-d5	64	% Recovery	35	100	35-100	1		11/21/2011 13:30	11/28/2011 17:25	RPN	EPA 8270C
Surr: o-terphenyl-d14	70	% Recovery	30	125	30-125	1		11/21/2011 13:30	11/28/2011 17:25	RPN	EPA 8270C
Surr: Phenol-d5	51	% Recovery	40	100	40-100	1		11/21/2011 13:30	11/28/2011 17:25	RPN	EPA 8270C
Surr: Terphenyl-d14	63	% Recovery	30	125	30-125	1		11/21/2011 13:30	11/28/2011 17:25	RPN	EPA 8270C
Sub Lab Results											
Asbestos	ATTACHED					1			12/01/2011 00:00	PML	

CT LAB#: 101864 Sample Description: C78SB-023V-0003-SO Sampled: 11/9/2011 1055

Analyte	Result	Units	LOD	LOQ	Reporting Limit	Dilution	Qualifier	Prep Date/Time	Analysis Date/Time	Analyst	Method
Inorganic Results											
Solids, Percent	86.8	%				1			11/17/2011 14:00	BMS	EPA 8000C
Organic Results											
1,1,1-Trichloroethane	<11	ug/kg	11	35	54	1		11/16/2011 12:30	11/17/2011 13:59	APG	EPA 8260B ^
1,1,2,2-Tetrachloroethane	<6.5	ug/kg	6.5	23	54	1		11/16/2011 12:30	11/17/2011 13:59	APG	EPA 8260B ^
1,1,2-Trichloroethane	<8.7	ug/kg	8.7	28	54	1		11/16/2011 12:30	11/17/2011 13:59	APG	EPA 8260B ^
1,1-Dichloroethane	<12	ug/kg	12	40	54	1		11/16/2011 12:30	11/17/2011 13:59	APG	EPA 8260B ^
1,1-Dichloroethene	<17	ug/kg	17	56	54	1		11/16/2011 12:30	11/17/2011 13:59	APG	EPA 8260B ^
1,2-Dibromoethane	<11	ug/kg	11	37	54	1		11/16/2011 12:30	11/17/2011 13:59	APG	EPA 8260B ^
1,2-Dichloroethane	<13	ug/kg	13	42	54	1		11/16/2011 12:30	11/17/2011 13:59	APG	EPA 8260B ^
1,2-Dichloropropane	<7.6	ug/kg	7.6	24	54	1		11/16/2011 12:30	11/17/2011 13:59	APG	EPA 8260B ^
2-Butanone	<110	ug/kg	110	370	540	1		11/16/2011 12:30	11/17/2011 13:59	APG	EPA 8260B ^
2-Hexanone	<74	ug/kg	74	250	540	1		11/16/2011 12:30	11/17/2011 13:59	APG	EPA 8260B ^
4-Methyl-2-pentanone	<89	ug/kg	89	290	540	1		11/16/2011 12:30	11/17/2011 13:59	APG	EPA 8260B ^
Acetone	160	ug/kg	68	230	540	1	J B	11/16/2011 12:30	11/17/2011 13:59	APG	EPA 8260B ^
Benzene	<5.4	ug/kg	5.4	20	54	1		11/16/2011 12:30	11/17/2011 13:59	APG	EPA 8260B ^

Solid sample results reported on a Dry Weight Basis

CT LAB#: 101864 Sample Description: C78SB-023V-0003-SO Sampled: 11/9/2011 1055

Analyte	Result	Units	LOD	LOQ	Reporting Limit	Dilution	Qualifier	Prep Date/Time	Analysis Date/Time	Analyst	Method
Bromochloromethane	<8.7	ug/kg	8.7	28	54	1		11/16/2011 12:30	11/17/2011 13:59	APG	EPA 8260B ^
Bromodichloromethane	<9.8	ug/kg	9.8	33	54	1		11/16/2011 12:30	11/17/2011 13:59	APG	EPA 8260B ^
Bromoform	<6.5	ug/kg	6.5	23	54	1		11/16/2011 12:30	11/17/2011 13:59	APG	EPA 8260B ^
Bromomethane	<33	ug/kg	33	110	110	1		11/16/2011 12:30	11/17/2011 13:59	APG	EPA 8260B ^
Carbon disulfide	<16	ug/kg	16	55	110	1		11/16/2011 12:30	11/17/2011 13:59	APG	EPA 8260B ^
Carbon tetrachloride	<12	ug/kg	12	40	54	1		11/16/2011 12:30	11/17/2011 13:59	APG	EPA 8260B ^
Chlorobenzene	<8.7	ug/kg	8.7	27	54	1		11/16/2011 12:30	11/17/2011 13:59	APG	EPA 8260B ^
Chloroethane	<21	ug/kg	21	70	110	1		11/16/2011 12:30	11/17/2011 13:59	APG	EPA 8260B ^
Chloroform	<9.8	ug/kg	9.8	35	54	1		11/16/2011 12:30	11/17/2011 13:59	APG	EPA 8260B ^
Chloromethane	<27	ug/kg	27	91	110	1		11/16/2011 12:30	11/17/2011 13:59	APG	EPA 8260B ^
cis-1,2-Dichloroethene	<11	ug/kg	11	37	54	1		11/16/2011 12:30	11/17/2011 13:59	APG	EPA 8260B ^
cis-1,3-Dichloropropene	<11	ug/kg	11	35	54	1		11/16/2011 12:30	11/17/2011 13:59	APG	EPA 8260B ^
Dibromochloromethane	<8.7	ug/kg	8.7	28	54	1		11/16/2011 12:30	11/17/2011 13:59	APG	EPA 8260B ^
Ethylbenzene	<8.7	ug/kg	8.7	27	54	1		11/16/2011 12:30	11/17/2011 13:59	APG	EPA 8260B ^
m & p-Xylene	<20	ug/kg	20	65	110	1		11/16/2011 12:30	11/17/2011 13:59	APG	EPA 8260B ^
Methylene chloride	<43	ug/kg	43	140	110	1		11/16/2011 12:30	11/17/2011 13:59	APG	EPA 8260B ^
o-Xylene	<8.7	ug/kg	8.7	27	54	1		11/16/2011 12:30	11/17/2011 13:59	APG	EPA 8260B ^
Styrene	<6.5	ug/kg	6.5	22	54	1		11/16/2011 12:30	11/17/2011 13:59	APG	EPA 8260B ^
Tetrachloroethene	<8.7	ug/kg	8.7	29	54	1		11/16/2011 12:30	11/17/2011 13:59	APG	EPA 8260B ^
Toluene	<7.6	ug/kg	7.6	27	54	1		11/16/2011 12:30	11/17/2011 13:59	APG	EPA 8260B ^
trans-1,2-Dichloroethene	<12	ug/kg	12	41	54	1		11/16/2011 12:30	11/17/2011 13:59	APG	EPA 8260B ^
trans-1,3-Dichloropropene	<7.6	ug/kg	7.6	25	54	1		11/16/2011 12:30	11/17/2011 13:59	APG	EPA 8260B ^
Trichloroethene	<11	ug/kg	11	35	54	1		11/16/2011 12:30	11/17/2011 13:59	APG	EPA 8260B ^
Trichlorofluoromethane	<14	ug/kg	14	46	54	1		11/16/2011 12:30	11/17/2011 13:59	APG	EPA 8260B ^
Vinyl chloride	<15	ug/kg	15	51	54	1		11/16/2011 12:30	11/17/2011 13:59	APG	EPA 8260B ^
1,2 Dichloroethane-d4	100	% Recovery	80	117	80-117	1		11/16/2011 12:30	11/17/2011 13:59	APG	EPA 8260B
Bromofluorobenzene	99	% Recovery	85	120	85-120	1		11/16/2011 12:30	11/17/2011 13:59	APG	EPA 8260B
d8-Toluene	99	% Recovery	85	115	85-115	1		11/16/2011 12:30	11/17/2011 13:59	APG	EPA 8260B
Dibromofluoromethane	99	% Recovery	82	118	82-118	1		11/16/2011 12:30	11/17/2011 13:59	APG	EPA 8260B

Solid sample results reported on a Dry Weight Basis

CT LAB#: 101865 Sample Description: C78SB-023M-0004-SO Sampled: 11/9/2011 1130

Analyte	Result	Units	LOD	LOQ	Reporting Limit	Dilution	Qualifier	Prep Date/Time	Analysis Date/Time	Analyst	Method
Inorganic Results											
Solids, Percent	99.4	%				1			11/17/2011 14:00	BMS	EPA 8000C
Nitrocellulose	<13	mg/kg	13	44	100	1		11/21/2011 08:00	11/29/2011 05:42	RLD	EPA 9056M
Metals Results											
Aluminum	9710	mg/kg	0.080	0.28	0.48	2		11/21/2011 08:00	11/22/2011 11:23	NAH	EPA 6010C ^
Antimony	0.65	mg/kg	0.13	0.43	0.80	1	J	11/21/2011 08:00	11/23/2011 10:59	NAH	EPA 6010C ^
Arsenic	9.0	mg/kg	0.26	0.91	1.6	2		11/21/2011 08:00	11/22/2011 11:23	NAH	EPA 6010C ^
Barium	82.5	mg/kg	0.018	0.056	0.10	2		11/21/2011 08:00	11/22/2011 11:23	NAH	EPA 6010C ^
Beryllium	0.51	mg/kg	0.0080	0.024	0.080	2		11/21/2011 08:00	11/22/2011 11:23	NAH	EPA 6010C ^
Cadmium	0.26	mg/kg	0.0060	0.021	0.040	1		11/21/2011 08:00	11/23/2011 10:59	NAH	EPA 6010C ^
Calcium	1730	mg/kg	0.48	1.6	2.8	2		11/21/2011 08:00	11/22/2011 11:23	NAH	EPA 6010C ^
Chromium	238	mg/kg	0.046	0.16	0.28	2		11/21/2011 08:00	11/22/2011 11:23	NAH	EPA 6010C ^
Cobalt	7.5	mg/kg	0.080	0.24	0.48	2		11/21/2011 08:00	11/22/2011 11:23	NAH	EPA 6010C ^
Copper	17.7	mg/kg	0.14	0.44	0.80	2		11/21/2011 08:00	11/22/2011 11:23	NAH	EPA 6010C ^
Iron	25900	mg/kg	0.60	2.0	3.6	2		11/21/2011 08:00	11/22/2011 11:23	NAH	EPA 6010C ^
Lead	19.6	mg/kg	0.080	0.28	0.50	2		11/21/2011 08:00	11/22/2011 11:23	NAH	EPA 6010C ^
Magnesium	1730	mg/kg	0.28	0.97	1.6	2		11/21/2011 08:00	11/22/2011 11:23	NAH	EPA 6010C ^
Manganese	450	mg/kg	0.050	0.17	0.30	2		11/21/2011 08:00	11/22/2011 11:23	NAH	EPA 6010C ^
Nickel	15.1	mg/kg	0.042	0.14	0.24	2		11/21/2011 08:00	11/22/2011 11:23	NAH	EPA 6010C ^
Selenium	0.26	mg/kg	0.060	0.21	0.40	1	J	11/21/2011 08:00	11/23/2011 10:59	NAH	EPA 6010C ^
Silver	<0.017	mg/kg	0.017	0.056	0.10	1		11/21/2011 08:00	11/23/2011 10:59	NAH	EPA 6010C ^
Thallium	0.41	mg/kg	0.080	0.26	0.48	1	J	11/21/2011 08:00	11/23/2011 10:59	NAH	EPA 6010C ^
Vanadium	16.8	mg/kg	0.024	0.078	0.16	2		11/21/2011 08:00	11/22/2011 11:23	NAH	EPA 6010C ^
Zinc	270	mg/kg	0.10	0.32	0.60	2		11/21/2011 08:00	11/22/2011 11:23	NAH	EPA 6010C ^
Potassium	1510	mg/kg	11	36	66	1		11/21/2011 08:00	11/22/2011 09:12	NAH	EPA 6010C ^
Sodium	<4.0	mg/kg	4.0	13	24	1		11/21/2011 08:00	11/22/2011 09:12	NAH	EPA 6010C ^
Mercury	0.014	mg/kg	0.0021	0.0070	0.0084	1		11/21/2011 12:00	11/22/2011 10:41	GCE	EPA 7471A ^

Solid sample results reported on a Dry Weight Basis

CT LAB#: 101865 Sample Description: C78SB-023M-0004-SO Sampled: 11/9/2011 1130

Analyte	Result	Units	LOD	LOQ	Reporting Limit	Dilution	Qualifier	Prep Date/Time	Analysis Date/Time	Analyst	Method
Organic Results											
Aroclor-1016	<10	ug/kg	10	35	100	1		11/17/2011 13:00	11/21/2011 15:49	JJY	EPA 8082A ^
Aroclor-1221	<20	ug/kg	20	67	100	1		11/17/2011 13:00	11/21/2011 15:49	JJY	EPA 8082A ^
Aroclor-1232	<27	ug/kg	27	91	100	1		11/17/2011 13:00	11/21/2011 15:49	JJY	EPA 8082A ^
Aroclor-1242	<29	ug/kg	29	97	100	1		11/17/2011 13:00	11/21/2011 15:49	JJY	EPA 8082A ^
Aroclor-1248	<29	ug/kg	29	98	100	1		11/17/2011 13:00	11/21/2011 15:49	JJY	EPA 8082A ^
Aroclor-1254	<23	ug/kg	23	77	100	1		11/17/2011 13:00	11/21/2011 15:49	JJY	EPA 8082A ^
Aroclor-1260	<12	ug/kg	12	38	100	1		11/17/2011 13:00	11/21/2011 15:49	JJY	EPA 8082A ^
Aroclor-1262	<21	ug/kg	21	72	100	1		11/17/2011 13:00	11/21/2011 15:49	JJY	EPA 8082A ^
Aroclor-1268	<28	ug/kg	28	93	100	1		11/17/2011 13:00	11/21/2011 15:49	JJY	EPA 8082A ^
Surr: DCBP	82	% Recovery	60	125	60-125	1		11/17/2011 13:00	11/21/2011 15:49	JJY	EPA 8082A
4,4'-DDD	2.5	ug/kg	0.30	1.2	2.4	1	P	11/17/2011 13:00	11/29/2011 15:39	JJY	EPA 8081B ^
4,4'-DDE	3.2	ug/kg	0.30	1.1	2.4	1	P	11/17/2011 13:00	11/29/2011 15:39	JJY	EPA 8081B ^
4,4'-DDT	2.8	ug/kg	0.50	1.5	2.4	1	P	11/17/2011 13:00	11/29/2011 15:39	JJY	EPA 8081B ^
Aldrin	<0.50	ug/kg	0.50	1.7	2.4	1		11/17/2011 13:00	11/29/2011 15:39	JJY	EPA 8081B ^
alpha-BHC	<0.61	ug/kg	0.61	1.9	2.4	1		11/17/2011 13:00	11/29/2011 15:39	JJY	EPA 8081B ^
alpha-Chlordane	<0.30	ug/kg	0.30	1.1	2.4	1		11/17/2011 13:00	11/29/2011 15:39	JJY	EPA 8081B ^
beta-BHC	<0.61	ug/kg	0.61	2.0	2.4	1		11/17/2011 13:00	11/29/2011 15:39	JJY	EPA 8081B ^
Chlordane (Technical)	<4.0	ug/kg	4.0	30	61	1		11/17/2011 13:00	11/29/2011 15:39	JJY	EPA 8081B ^
delta-BHC	<0.30	ug/kg	0.30	1.1	2.4	1		11/17/2011 13:00	11/29/2011 15:39	JJY	EPA 8081B ^
Dieldrin	<0.30	ug/kg	0.30	1.2	2.4	1		11/17/2011 13:00	11/29/2011 15:39	JJY	EPA 8081B ^
Endosulfan I	<0.71	ug/kg	0.71	2.2	2.4	1		11/17/2011 13:00	11/29/2011 15:39	JJY	EPA 8081B ^
Endosulfan II	<0.30	ug/kg	0.30	1.2	2.4	1		11/17/2011 13:00	11/29/2011 15:39	JJY	EPA 8081B ^
Endosulfan sulfate	<0.91	ug/kg	0.91	3.1	4.0	1		11/17/2011 13:00	11/29/2011 15:39	JJY	EPA 8081B ^
Endrin	0.71	ug/kg	0.40	1.4	2.4	1	J P	11/17/2011 13:00	11/29/2011 15:39	JJY	EPA 8081B ^
Endrin aldehyde	<1.1	ug/kg	1.1	3.6	4.0	1		11/17/2011 13:00	11/29/2011 15:39	JJY	EPA 8081B ^
Endrin ketone	<0.81	ug/kg	0.81	2.8	4.0	1		11/17/2011 13:00	11/29/2011 15:39	JJY	EPA 8081B ^
gamma-Chlordane	4.7	ug/kg	0.30	1.1	2.4	1	P	11/17/2011 13:00	11/29/2011 15:39	JJY	EPA 8081B ^

Solid sample results reported on a Dry Weight Basis

CT LAB#: 101865 Sample Description: C78SB-023M-0004-SO Sampled: 11/9/2011 1130

Analyte	Result	Units	LOD	LOQ	Reporting Limit	Dilution	Qualifier	Prep Date/Time	Analysis Date/Time	Analyst	Method
Heptachlor	<0.40	ug/kg	0.40	1.2	2.4	1		11/17/2011 13:00	11/29/2011 15:39	JJY	EPA 8081B ^
Heptachlor epoxide	<0.50	ug/kg	0.50	1.7	2.4	1		11/17/2011 13:00	11/29/2011 15:39	JJY	EPA 8081B ^
Lindane	<0.50	ug/kg	0.50	1.6	2.4	1		11/17/2011 13:00	11/29/2011 15:39	JJY	EPA 8081B ^
Methoxychlor	1.3	ug/kg	0.71	2.3	2.4	1	J P	11/17/2011 13:00	11/29/2011 15:39	JJY	EPA 8081B ^
Toxaphene	<5.0	ug/kg	5.0	30	61	1		11/17/2011 13:00	11/29/2011 15:39	JJY	EPA 8081B ^
SURR:2,4,5,6-CL4-m-xylene	82	% Recovery	70	125	70-125	1		11/17/2011 13:00	11/29/2011 15:39	JJY	EPA 8081B
SURR:Decachlorobiphenyl	84	% Recovery	55	130	55-130	1		11/17/2011 13:00	11/29/2011 15:39	JJY	EPA 8081B
Nitroguanidine	<0.060	mg/kg	0.060	0.21	0.25	1		11/22/2011 09:45	11/23/2011 11:23	red	EPA 8330
1,2-Dinitrobenzene	78	% Recovery	50	150	50-150	1		11/22/2011 09:45	11/23/2011 11:23	red	EPA 8330
1,3,5-Trinitrobenzene	<0.13	mg/kg	0.13	0.43	0.50	1		11/17/2011 14:00	11/22/2011 16:16	red	EPA 8330B
1,3-Dinitrobenzene	<0.079	mg/kg	0.079	0.26	0.40	1		11/17/2011 14:00	11/22/2011 16:16	red	EPA 8330B
2,4,6-Trinitrotoluene	<0.089	mg/kg	0.089	0.31	0.40	1		11/17/2011 14:00	11/22/2011 16:16	red	EPA 8330B
2,4-Dinitrotoluene	<0.079	mg/kg	0.079	0.25	0.50	1		11/17/2011 14:00	11/22/2011 16:16	red	EPA 8330B
2,6-Dinitrotoluene	<0.069	mg/kg	0.069	0.24	0.50	1		11/17/2011 14:00	11/22/2011 16:16	red	EPA 8330B
2-Amino-4,6-dinitrotoluene	<0.089	mg/kg	0.089	0.29	0.40	1		11/17/2011 14:00	11/22/2011 16:16	red	EPA 8330B
2-Nitrotoluene	<0.089	mg/kg	0.089	0.28	0.50	1		11/17/2011 14:00	11/22/2011 16:16	red	EPA 8330B
3-Nitrotoluene	<0.11	mg/kg	0.11	0.36	0.40	1		11/17/2011 14:00	11/22/2011 16:16	red	EPA 8330B
4-Amino-2,6-dinitrotoluene	<0.079	mg/kg	0.079	0.25	0.40	1		11/17/2011 14:00	11/22/2011 16:16	red	EPA 8330B
4-Nitrotoluene	<0.099	mg/kg	0.099	0.34	0.40	1		11/17/2011 14:00	11/22/2011 16:16	red	EPA 8330B
HMX	<0.12	mg/kg	0.12	0.39	0.40	1		11/17/2011 14:00	11/22/2011 16:16	red	EPA 8330B
Nitrobenzene	<0.099	mg/kg	0.099	0.34	0.40	1		11/17/2011 14:00	11/22/2011 16:16	red	EPA 8330B
Nitroglycerin	<0.50	mg/kg	0.50	1.8	2.0	1		11/17/2011 14:00	11/22/2011 16:16	red	EPA 8330B
PETN	<0.59	mg/kg	0.59	1.9	2.0	1		11/17/2011 14:00	11/22/2011 16:16	red	EPA 8330B
RDX	<0.14	mg/kg	0.14	0.46	0.50	1		11/17/2011 14:00	11/22/2011 16:16	red	EPA 8330B
Tetryl	<0.089	mg/kg	0.089	0.30	0.40	1		11/17/2011 14:00	11/22/2011 16:16	red	EPA 8330B
1,2-Dinitrobenzene	93	% Recovery	74	128	74-128	1		11/17/2011 14:00	11/22/2011 16:16	red	EPA 8330B
1,2,4-Trichlorobenzene	<21	ug/kg	21	69	120	1		11/21/2011 13:30	11/28/2011 17:47	RPN	EPA 8270C ^
1,2-Dichlorobenzene	<24	ug/kg	24	79	120	1		11/21/2011 13:30	11/28/2011 17:47	RPN	EPA 8270C ^

Solid sample results reported on a Dry Weight Basis

CT LAB#: 101865 Sample Description: C78SB-023M-0004-SO Sampled: 11/9/2011 1130

Analyte	Result	Units	LOD	LOQ	Reporting Limit	Dilution	Qualifier	Prep Date/Time	Analysis Date/Time	Analyst	Method
1,3-Dichlorobenzene	<20	ug/kg	20	67	120	1		11/21/2011 13:30	11/28/2011 17:47	RPN	EPA 8270C ^
1,4-Dichlorobenzene	<19	ug/kg	19	63	120	1		11/21/2011 13:30	11/28/2011 17:47	RPN	EPA 8270C ^
2,4,5-Trichlorophenol	<130	ug/kg	130	440	600	1		11/21/2011 13:30	11/28/2011 17:47	RPN	EPA 8270C ^
2,4,6-Trichlorophenol	<130	ug/kg	130	440	600	1		11/21/2011 13:30	11/28/2011 17:47	RPN	EPA 8270C ^
2,4-Dichlorophenol	<120	ug/kg	120	410	600	1		11/21/2011 13:30	11/28/2011 17:47	RPN	EPA 8270C ^
2,4-Dimethylphenol	<99	ug/kg	99	330	600	1		11/21/2011 13:30	11/28/2011 17:47	RPN	EPA 8270C ^
2,4-Dinitrophenol	<270	ug/kg	270	900	2000	1		11/21/2011 13:30	11/28/2011 17:47	RPN	EPA 8270C ^
2,4-Dinitrotoluene	<24	ug/kg	24	79	120	1		11/21/2011 13:30	11/28/2011 17:47	RPN	EPA 8270C ^
2,6-Dinitrotoluene	<24	ug/kg	24	81	120	1		11/21/2011 13:30	11/28/2011 17:47	RPN	EPA 8270C ^
2-Chloronaphthalene	<23	ug/kg	23	76	120	1		11/21/2011 13:30	11/28/2011 17:47	RPN	EPA 8270C ^
2-Chlorophenol	<340	ug/kg	340	1100	2000	1		11/21/2011 13:30	11/28/2011 17:47	RPN	EPA 8270C ^
2-Methylnaphthalene	10	ug/kg	0.22	0.73	3.0	1		11/21/2011 13:30	11/28/2011 17:47	RPN	EPA 8270C ^
2-Methylphenol	<420	ug/kg	420	1400	2000	1		11/21/2011 13:30	11/28/2011 17:47	RPN	EPA 8270C ^
2-Nitroaniline	<23	ug/kg	23	78	120	1		11/21/2011 13:30	11/28/2011 17:47	RPN	EPA 8270C ^
2-Nitrophenol	<280	ug/kg	280	940	1000	1		11/21/2011 13:30	11/28/2011 17:47	RPN	EPA 8270C ^
3 & 4-Methylphenol	<650	ug/kg	650	2200	3600	1		11/21/2011 13:30	11/28/2011 17:47	RPN	EPA 8270C ^
3,3'-Dichlorobenzidine	<150	ug/kg	150	490	500	1		11/21/2011 13:30	11/28/2011 17:47	RPN	EPA 8270C ^
3-Nitroaniline	<22	ug/kg	22	72	120	1		11/21/2011 13:30	11/28/2011 17:47	RPN	EPA 8270C ^
4,6-Dinitro-2-methylphenol	<270	ug/kg	270	900	1000	1		11/21/2011 13:30	11/28/2011 17:47	RPN	EPA 8270C ^
4-Bromophenyl-phenyl ether	<25	ug/kg	25	83	120	1		11/21/2011 13:30	11/28/2011 17:47	RPN	EPA 8270C ^
4-Chloro-3-methylphenol	<380	ug/kg	380	1300	2000	1		11/21/2011 13:30	11/28/2011 17:47	RPN	EPA 8270C ^
4-Chloroaniline	<39	ug/kg	39	130	200	1		11/21/2011 13:30	11/28/2011 17:47	RPN	EPA 8270C ^
4-Chlorophenyl-phenyl ether	<26	ug/kg	26	87	200	1		11/21/2011 13:30	11/28/2011 17:47	RPN	EPA 8270C ^
4-Nitroaniline	<30	ug/kg	30	100	120	1		11/21/2011 13:30	11/28/2011 17:47	RPN	EPA 8270C ^
4-Nitrophenol	<400	ug/kg	400	1300	2000	1		11/21/2011 13:30	11/28/2011 17:47	RPN	EPA 8270C ^
Acenaphthene	<0.33	ug/kg	0.33	1.1	3.0	1		11/21/2011 13:30	11/28/2011 17:47	RPN	EPA 8270C ^
Acenaphthylene	5.9	ug/kg	0.24	0.82	3.0	1		11/21/2011 13:30	11/28/2011 17:47	RPN	EPA 8270C ^
Anthracene	2.1	ug/kg	0.31	1.0	3.0	1	J	11/21/2011 13:30	11/28/2011 17:47	RPN	EPA 8270C ^
Benzo(a)anthracene	43	ug/kg	0.32	1.1	3.0	1		11/21/2011 13:30	11/28/2011 17:47	RPN	EPA 8270C ^

Solid sample results reported on a Dry Weight Basis

CT LAB#: 101865 Sample Description: C78SB-023M-0004-SO Sampled: 11/9/2011 1130

Analyte	Result	Units	LOD	LOQ	Reporting Limit	Dilution	Qualifier	Prep Date/Time	Analysis Date/Time	Analyst	Method
Benzo(a)pyrene	34	ug/kg	0.28	0.92	5.0	1		11/21/2011 13:30	11/28/2011 17:47	RPN	EPA 8270C ^
Benzo(b)fluoranthene	59	ug/kg	0.40	1.3	3.0	1		11/21/2011 13:30	11/28/2011 17:47	RPN	EPA 8270C ^
Benzo(g,h,i)perylene	24	ug/kg	0.39	1.3	3.0	1		11/21/2011 13:30	11/28/2011 17:47	RPN	EPA 8270C ^
Benzo(k)fluoranthene	18	ug/kg	0.37	1.2	3.0	1		11/21/2011 13:30	11/28/2011 17:47	RPN	EPA 8270C ^
Benzoic acid	<290	ug/kg	290	980	3000	1		11/21/2011 13:30	11/28/2011 17:47	RPN	EPA 8270C ^
Benzyl alcohol	<83	ug/kg	83	280	400	1		11/21/2011 13:30	11/28/2011 17:47	RPN	EPA 8270C ^
Bis(2-chloroethoxy)methane	<23	ug/kg	23	76	120	1		11/21/2011 13:30	11/28/2011 17:47	RPN	EPA 8270C ^
Bis(2-chloroethyl)ether	<25	ug/kg	25	84	120	1		11/21/2011 13:30	11/28/2011 17:47	RPN	EPA 8270C ^
Bis(2-chloroisopropyl)ether	<30	ug/kg	30	99	120	1		11/21/2011 13:30	11/28/2011 17:47	RPN	EPA 8270C ^
Butylbenzylphthalate	<73	ug/kg	73	240	400	1		11/21/2011 13:30	11/28/2011 17:47	RPN	EPA 8270C ^
Carbazole	<28	ug/kg	28	94	120	1		11/21/2011 13:30	11/28/2011 17:47	RPN	EPA 8270C ^
Chrysene	37	ug/kg	0.35	1.2	3.0	1		11/21/2011 13:30	11/28/2011 17:47	RPN	EPA 8270C ^
Di-n-butylphthalate	91	ug/kg	79	260	400	1	J	11/21/2011 13:30	11/28/2011 17:47	RPN	EPA 8270C ^
Di-n-octylphthalate	<59	ug/kg	59	200	200	1		11/21/2011 13:30	11/28/2011 17:47	RPN	EPA 8270C ^
Dibenzo(a,h)anthracene	6.3	ug/kg	0.35	1.2	3.0	1		11/21/2011 13:30	11/28/2011 17:47	RPN	EPA 8270C ^
Dibenzofuran	<24	ug/kg	24	81	120	1		11/21/2011 13:30	11/28/2011 17:47	RPN	EPA 8270C ^
Diethylphthalate	<64	ug/kg	64	220	400	1		11/21/2011 13:30	11/28/2011 17:47	RPN	EPA 8270C ^
Dimethylphthalate	<63	ug/kg	63	210	400	1		11/21/2011 13:30	11/28/2011 17:47	RPN	EPA 8270C ^
Fluoranthene	59	ug/kg	0.36	1.2	3.0	1		11/21/2011 13:30	11/28/2011 17:47	RPN	EPA 8270C ^
Fluorene	0.70	ug/kg	0.36	1.2	3.0	1	J	11/21/2011 13:30	11/28/2011 17:47	RPN	EPA 8270C ^
Hexachlorobenzene	<28	ug/kg	28	94	120	1		11/21/2011 13:30	11/28/2011 17:47	RPN	EPA 8270C ^
Hexachlorobutadiene	<62	ug/kg	62	210	400	1		11/21/2011 13:30	11/28/2011 17:47	RPN	EPA 8270C ^
Hexachlorocyclopentadiene	<52	ug/kg	52	170	200	1		11/21/2011 13:30	11/28/2011 17:47	RPN	EPA 8270C ^
Hexachloroethane	<33	ug/kg	33	110	120	1		11/21/2011 13:30	11/28/2011 17:47	RPN	EPA 8270C ^
Indeno(1,2,3-cd)pyrene	27	ug/kg	0.36	1.2	3.0	1		11/21/2011 13:30	11/28/2011 17:47	RPN	EPA 8270C ^
Isophorone	<50	ug/kg	50	170	200	1		11/21/2011 13:30	11/28/2011 17:47	RPN	EPA 8270C ^
N-Nitroso-di-n-propylamine	<70	ug/kg	70	230	400	1		11/21/2011 13:30	11/28/2011 17:47	RPN	EPA 8270C ^
N-Nitrosodiphenylamine & Diphn	<50	ug/kg	50	160	400	1		11/21/2011 13:30	11/28/2011 17:47	RPN	EPA 8270C ^
Naphthalene	11	ug/kg	0.27	0.89	3.0	1		11/21/2011 13:30	11/28/2011 17:47	RPN	EPA 8270C ^

Solid sample results reported on a Dry Weight Basis

CT LAB#: 101865 Sample Description: C78SB-023M-0004-SO Sampled: 11/9/2011 1130

Analyte	Result	Units	LOD	LOQ	Reporting Limit	Dilution	Qualifier	Prep Date/Time	Analysis Date/Time	Analyst	Method
Nitrobenzene	<59	ug/kg	59	200	200	1		11/21/2011 13:30	11/28/2011 17:47	RPN	EPA 8270C ^
Pentachlorophenol	<240	ug/kg	240	800	1000	1		11/21/2011 13:30	11/28/2011 17:47	RPN	EPA 8270C ^
Phenanthrene	21	ug/kg	0.45	1.5	3.0	1		11/21/2011 13:30	11/28/2011 17:47	RPN	EPA 8270C ^
Phenol	<160	ug/kg	160	530	600	1		11/21/2011 13:30	11/28/2011 17:47	RPN	EPA 8270C ^
Pyrene	47	ug/kg	0.41	1.4	1.5	1		11/21/2011 13:30	11/28/2011 17:47	RPN	EPA 8270C ^
Surr: 2,4,6-Tribromophenol	28	% Recovery	35	125	35-125	1	S	11/21/2011 13:30	11/28/2011 17:47	RPN	EPA 8270C
Surr: 2-Fluorobiphenyl	52	% Recovery	45	105	45-105	1		11/21/2011 13:30	11/28/2011 17:47	RPN	EPA 8270C
Surr: 2-Fluorophenol	34	% Recovery	35	105	35-105	1	S	11/21/2011 13:30	11/28/2011 17:47	RPN	EPA 8270C
Surr: Nitrobenzene-d5	58	% Recovery	35	100	35-100	1		11/21/2011 13:30	11/28/2011 17:47	RPN	EPA 8270C
Surr: o-terphenyl-d14	64	% Recovery	30	125	30-125	1		11/21/2011 13:30	11/28/2011 17:47	RPN	EPA 8270C
Surr: Phenol-d5	49	% Recovery	40	100	40-100	1		11/21/2011 13:30	11/28/2011 17:47	RPN	EPA 8270C
Surr: Terphenyl-d14	59	% Recovery	30	125	30-125	1		11/21/2011 13:30	11/28/2011 17:47	RPN	EPA 8270C
Sub Lab Results											
Asbestos	ATTACHED					1			12/01/2011 00:00	PML	

CT LAB#: 101866 Sample Description: C78SB-023V-0004-SO Sampled: 11/9/2011 1130

Analyte	Result	Units	LOD	LOQ	Reporting Limit	Dilution	Qualifier	Prep Date/Time	Analysis Date/Time	Analyst	Method
Inorganic Results											
Solids, Percent	86.2	%				1			11/17/2011 14:00	BMS	EPA 8000C
Organic Results											
1,1,1-Trichloroethane	<9.8	ug/kg	9.8	31	49	1		11/16/2011 12:30	11/17/2011 14:37	APG	EPA 8260B ^
1,1,2,2-Tetrachloroethane	<5.9	ug/kg	5.9	21	49	1		11/16/2011 12:30	11/17/2011 14:37	APG	EPA 8260B ^
1,1,2-Trichloroethane	<7.9	ug/kg	7.9	26	49	1		11/16/2011 12:30	11/17/2011 14:37	APG	EPA 8260B ^
1,1-Dichloroethane	<11	ug/kg	11	36	49	1		11/16/2011 12:30	11/17/2011 14:37	APG	EPA 8260B ^
1,1-Dichloroethene	<16	ug/kg	16	51	49	1		11/16/2011 12:30	11/17/2011 14:37	APG	EPA 8260B ^
1,2-Dibromoethane	<9.8	ug/kg	9.8	33	49	1		11/16/2011 12:30	11/17/2011 14:37	APG	EPA 8260B ^

Solid sample results reported on a Dry Weight Basis

CT LAB#: 101866 Sample Description: C78SB-023V-0004-SO Sampled: 11/9/2011 1130

Analyte	Result	Units	LOD	LOQ	Reporting Limit	Dilution	Qualifier	Prep Date/Time	Analysis Date/Time	Analyst	Method
1,2-Dichloroethane	<12	ug/kg	12	38	49	1		11/16/2011 12:30	11/17/2011 14:37	APG	EPA 8260B ^
1,2-Dichloropropane	<6.9	ug/kg	6.9	22	49	1		11/16/2011 12:30	11/17/2011 14:37	APG	EPA 8260B ^
2-Butanone	<98	ug/kg	98	330	490	1		11/16/2011 12:30	11/17/2011 14:37	APG	EPA 8260B ^
2-Hexanone	<67	ug/kg	67	230	490	1		11/16/2011 12:30	11/17/2011 14:37	APG	EPA 8260B ^
4-Methyl-2-pentanone	<81	ug/kg	81	270	490	1		11/16/2011 12:30	11/17/2011 14:37	APG	EPA 8260B ^
Acetone	100	ug/kg	62	210	490	1	J B	11/16/2011 12:30	11/17/2011 14:37	APG	EPA 8260B ^
Benzene	<4.9	ug/kg	4.9	18	49	1		11/16/2011 12:30	11/17/2011 14:37	APG	EPA 8260B ^
Bromochloromethane	<7.9	ug/kg	7.9	26	49	1		11/16/2011 12:30	11/17/2011 14:37	APG	EPA 8260B ^
Bromodichloromethane	<8.8	ug/kg	8.8	29	49	1		11/16/2011 12:30	11/17/2011 14:37	APG	EPA 8260B ^
Bromoform	<5.9	ug/kg	5.9	21	49	1		11/16/2011 12:30	11/17/2011 14:37	APG	EPA 8260B ^
Bromomethane	<29	ug/kg	29	98	98	1		11/16/2011 12:30	11/17/2011 14:37	APG	EPA 8260B ^
Carbon disulfide	<15	ug/kg	15	50	98	1		11/16/2011 12:30	11/17/2011 14:37	APG	EPA 8260B ^
Carbon tetrachloride	<11	ug/kg	11	36	49	1		11/16/2011 12:30	11/17/2011 14:37	APG	EPA 8260B ^
Chlorobenzene	<7.9	ug/kg	7.9	25	49	1		11/16/2011 12:30	11/17/2011 14:37	APG	EPA 8260B ^
Chloroethane	<19	ug/kg	19	64	98	1		11/16/2011 12:30	11/17/2011 14:37	APG	EPA 8260B ^
Chloroform	<8.8	ug/kg	8.8	31	49	1		11/16/2011 12:30	11/17/2011 14:37	APG	EPA 8260B ^
Chloromethane	<25	ug/kg	25	82	98	1		11/16/2011 12:30	11/17/2011 14:37	APG	EPA 8260B ^
cis-1,2-Dichloroethene	<9.8	ug/kg	9.8	33	49	1		11/16/2011 12:30	11/17/2011 14:37	APG	EPA 8260B ^
cis-1,3-Dichloropropene	<9.8	ug/kg	9.8	31	49	1		11/16/2011 12:30	11/17/2011 14:37	APG	EPA 8260B ^
Dibromochloromethane	<7.9	ug/kg	7.9	26	49	1		11/16/2011 12:30	11/17/2011 14:37	APG	EPA 8260B ^
Ethylbenzene	<7.9	ug/kg	7.9	25	49	1		11/16/2011 12:30	11/17/2011 14:37	APG	EPA 8260B ^
m & p-Xylene	<18	ug/kg	18	59	98	1		11/16/2011 12:30	11/17/2011 14:37	APG	EPA 8260B ^
Methylene chloride	<39	ug/kg	39	130	98	1		11/16/2011 12:30	11/17/2011 14:37	APG	EPA 8260B ^
o-Xylene	<7.9	ug/kg	7.9	25	49	1		11/16/2011 12:30	11/17/2011 14:37	APG	EPA 8260B ^
Styrene	<5.9	ug/kg	5.9	20	49	1		11/16/2011 12:30	11/17/2011 14:37	APG	EPA 8260B ^
Tetrachloroethene	<7.9	ug/kg	7.9	27	49	1		11/16/2011 12:30	11/17/2011 14:37	APG	EPA 8260B ^
Toluene	<6.9	ug/kg	6.9	25	49	1		11/16/2011 12:30	11/17/2011 14:37	APG	EPA 8260B ^
trans-1,2-Dichloroethene	<11	ug/kg	11	37	49	1		11/16/2011 12:30	11/17/2011 14:37	APG	EPA 8260B ^
trans-1,3-Dichloropropene	<6.9	ug/kg	6.9	23	49	1		11/16/2011 12:30	11/17/2011 14:37	APG	EPA 8260B ^

Solid sample results reported on a Dry Weight Basis

CT LAB#: 101866 Sample Description: C78SB-023V-0004-SO Sampled: 11/9/2011 1130

Analyte	Result	Units	LOD	LOQ	Reporting Limit	Dilution	Qualifier	Prep Date/Time	Analysis Date/Time	Analyst	Method
Trichloroethene	<9.8	ug/kg	9.8	31	49	1		11/16/2011 12:30	11/17/2011 14:37	APG	EPA 8260B ^
Trichlorofluoromethane	<13	ug/kg	13	41	49	1		11/16/2011 12:30	11/17/2011 14:37	APG	EPA 8260B ^
Vinyl chloride	<14	ug/kg	14	46	49	1		11/16/2011 12:30	11/17/2011 14:37	APG	EPA 8260B ^
1,2 Dichloroethane-d4	101	% Recovery	80	117	80-117	1		11/16/2011 12:30	11/17/2011 14:37	APG	EPA 8260B
Bromofluorobenzene	103	% Recovery	85	120	85-120	1		11/16/2011 12:30	11/17/2011 14:37	APG	EPA 8260B
d8-Toluene	99	% Recovery	85	115	85-115	1		11/16/2011 12:30	11/17/2011 14:37	APG	EPA 8260B
Dibromofluoromethane	97	% Recovery	82	118	82-118	1		11/16/2011 12:30	11/17/2011 14:37	APG	EPA 8260B

CT LAB#: 101867 Sample Description: C78SB-023M-0005-SO Sampled: 11/9/2011 1210

Analyte	Result	Units	LOD	LOQ	Reporting Limit	Dilution	Qualifier	Prep Date/Time	Analysis Date/Time	Analyst	Method
Inorganic Results											
Solids, Percent	99.7	%				1			11/17/2011 14:00	BMS	EPA 8000C
Nitrocellulose	<13	mg/kg	13	44	100	1		11/21/2011 08:00	11/29/2011 06:00	RLD	EPA 9056M
Metals Results											
Aluminum	6220	mg/kg	0.080	0.28	0.48	2		11/21/2011 08:00	11/22/2011 11:30	NAH	EPA 6010C ^
Antimony	0.55	mg/kg	0.13	0.43	0.80	1	J	11/21/2011 08:00	11/23/2011 11:06	NAH	EPA 6010C ^
Arsenic	5.6	mg/kg	0.26	0.90	1.6	2		11/21/2011 08:00	11/22/2011 11:30	NAH	EPA 6010C ^
Barium	49.0	mg/kg	0.018	0.056	0.10	2		11/21/2011 08:00	11/22/2011 11:30	NAH	EPA 6010C ^
Beryllium	0.38	mg/kg	0.0080	0.024	0.080	2		11/21/2011 08:00	11/22/2011 11:30	NAH	EPA 6010C ^
Cadmium	0.026	mg/kg	0.0060	0.021	0.040	1	J	11/21/2011 08:00	11/23/2011 11:06	NAH	EPA 6010C ^
Calcium	9780	mg/kg	0.48	1.6	2.8	2		11/21/2011 08:00	11/22/2011 11:30	NAH	EPA 6010C ^
Chromium	291	mg/kg	0.046	0.16	0.28	2		11/21/2011 08:00	11/22/2011 11:30	NAH	EPA 6010C ^
Cobalt	5.1	mg/kg	0.080	0.24	0.48	2		11/21/2011 08:00	11/22/2011 11:30	NAH	EPA 6010C ^
Copper	10.3	mg/kg	0.14	0.44	0.80	2		11/21/2011 08:00	11/22/2011 11:30	NAH	EPA 6010C ^
Iron	20200	mg/kg	0.60	2.0	3.6	2		11/21/2011 08:00	11/22/2011 11:30	NAH	EPA 6010C ^
Lead	12.5	mg/kg	0.080	0.28	0.50	2		11/21/2011 08:00	11/22/2011 11:30	NAH	EPA 6010C ^

Solid sample results reported on a Dry Weight Basis

CT LAB#: 101867 Sample Description: C78SB-023M-0005-SO Sampled: 11/9/2011 1210

Analyte	Result	Units	LOD	LOQ	Reporting Limit	Dilution	Qualifier	Prep Date/Time	Analysis Date/Time	Analyst	Method
Magnesium	1080	mg/kg	0.28	0.96	1.6	2		11/21/2011 08:00	11/22/2011 11:30	NAH	EPA 6010C ^
Manganese	361	mg/kg	0.050	0.17	0.30	2		11/21/2011 08:00	11/22/2011 11:30	NAH	EPA 6010C ^
Nickel	10.8	mg/kg	0.042	0.14	0.24	2		11/21/2011 08:00	11/22/2011 11:30	NAH	EPA 6010C ^
Selenium	0.34	mg/kg	0.060	0.21	0.40	1	J	11/21/2011 08:00	11/23/2011 11:06	NAH	EPA 6010C ^
Silver	<0.017	mg/kg	0.017	0.056	0.10	1		11/21/2011 08:00	11/23/2011 11:06	NAH	EPA 6010C ^
Thallium	0.29	mg/kg	0.080	0.26	0.48	1	J	11/21/2011 08:00	11/23/2011 11:06	NAH	EPA 6010C ^
Vanadium	11.2	mg/kg	0.024	0.078	0.16	2		11/21/2011 08:00	11/22/2011 11:30	NAH	EPA 6010C ^
Zinc	44.3	mg/kg	0.10	0.32	0.60	2		11/21/2011 08:00	11/22/2011 11:30	NAH	EPA 6010C ^
Potassium	1120	mg/kg	11	36	66	1		11/21/2011 08:00	11/22/2011 09:14	NAH	EPA 6010C ^
Sodium	<4.0	mg/kg	4.0	13	24	1		11/21/2011 08:00	11/22/2011 09:14	NAH	EPA 6010C ^
Mercury	0.0046	mg/kg	0.0021	0.0070	0.0083	1	J	11/21/2011 12:00	11/22/2011 10:43	GCE	EPA 7471A ^
Organic Results											
Aroclor-1016	<10	ug/kg	10	35	100	1		11/17/2011 13:00	11/21/2011 16:25	JJY	EPA 8082A ^
Aroclor-1221	<20	ug/kg	20	66	100	1		11/17/2011 13:00	11/21/2011 16:25	JJY	EPA 8082A ^
Aroclor-1232	<27	ug/kg	27	91	100	1		11/17/2011 13:00	11/21/2011 16:25	JJY	EPA 8082A ^
Aroclor-1242	<29	ug/kg	29	97	100	1		11/17/2011 13:00	11/21/2011 16:25	JJY	EPA 8082A ^
Aroclor-1248	<29	ug/kg	29	98	100	1		11/17/2011 13:00	11/21/2011 16:25	JJY	EPA 8082A ^
Aroclor-1254	<23	ug/kg	23	76	100	1		11/17/2011 13:00	11/21/2011 16:25	JJY	EPA 8082A ^
Aroclor-1260	<12	ug/kg	12	38	100	1		11/17/2011 13:00	11/21/2011 16:25	JJY	EPA 8082A ^
Aroclor-1262	<21	ug/kg	21	71	100	1		11/17/2011 13:00	11/21/2011 16:25	JJY	EPA 8082A ^
Aroclor-1268	<28	ug/kg	28	93	100	1		11/17/2011 13:00	11/21/2011 16:25	JJY	EPA 8082A ^
Surr: DCBP	73	% Recovery	60	125	60-125	1		11/17/2011 13:00	11/21/2011 16:25	JJY	EPA 8082A
4,4'-DDD	2.6	ug/kg	0.30	1.2	2.4	1	P	11/17/2011 13:00	11/30/2011 18:34	JJY	EPA 8081B ^
4,4'-DDE	0.91	ug/kg	0.30	1.1	2.4	1	J	11/17/2011 13:00	11/30/2011 18:34	JJY	EPA 8081B ^
4,4'-DDT	4.9	ug/kg	0.50	1.5	2.4	1		11/17/2011 13:00	11/30/2011 18:34	JJY	EPA 8081B ^
Aldrin	<0.50	ug/kg	0.50	1.7	2.4	1		11/17/2011 13:00	11/30/2011 18:34	JJY	EPA 8081B ^
alpha-BHC	<0.60	ug/kg	0.60	1.9	2.4	1		11/17/2011 13:00	11/30/2011 18:34	JJY	EPA 8081B ^
alpha-Chlordane	<0.30	ug/kg	0.30	1.1	2.4	1		11/17/2011 13:00	11/30/2011 18:34	JJY	EPA 8081B ^

Solid sample results reported on a Dry Weight Basis

CT LAB#: 101867 Sample Description: C78SB-023M-0005-SO Sampled: 11/9/2011 1210

Analyte	Result	Units	LOD	LOQ	Reporting Limit	Dilution	Qualifier	Prep Date/Time	Analysis Date/Time	Analyst	Method
beta-BHC	<0.60	ug/kg	0.60	2.0	2.4	1		11/17/2011 13:00	11/30/2011 18:34	JJY	EPA 8081B ^
Chlordane (Technical)	<4.0	ug/kg	4.0	30	60	1		11/17/2011 13:00	11/30/2011 18:34	JJY	EPA 8081B ^
delta-BHC	0.50	ug/kg	0.30	1.1	2.4	1	J P	11/17/2011 13:00	11/30/2011 18:34	JJY	EPA 8081B ^
Dieldrin	<0.30	ug/kg	0.30	1.2	2.4	1		11/17/2011 13:00	11/30/2011 18:34	JJY	EPA 8081B ^
Endosulfan I	<0.70	ug/kg	0.70	2.2	2.4	1		11/17/2011 13:00	11/30/2011 18:34	JJY	EPA 8081B ^
Endosulfan II	<0.30	ug/kg	0.30	1.2	2.4	1		11/17/2011 13:00	11/30/2011 18:34	JJY	EPA 8081B ^
Endosulfan sulfate	<0.91	ug/kg	0.91	3.1	4.0	1		11/17/2011 13:00	11/30/2011 18:34	JJY	EPA 8081B ^
Endrin	<0.40	ug/kg	0.40	1.4	2.4	1		11/17/2011 13:00	11/30/2011 18:34	JJY	EPA 8081B ^
Endrin aldehyde	<1.1	ug/kg	1.1	3.6	4.0	1		11/17/2011 13:00	11/30/2011 18:34	JJY	EPA 8081B ^
Endrin ketone	<0.80	ug/kg	0.80	2.8	4.0	1		11/17/2011 13:00	11/30/2011 18:34	JJY	EPA 8081B ^
gamma-Chlordane	<0.30	ug/kg	0.30	1.1	2.4	1		11/17/2011 13:00	11/30/2011 18:34	JJY	EPA 8081B ^
Heptachlor	<0.40	ug/kg	0.40	1.2	2.4	1		11/17/2011 13:00	11/30/2011 18:34	JJY	EPA 8081B ^
Heptachlor epoxide	<0.50	ug/kg	0.50	1.7	2.4	1		11/17/2011 13:00	11/30/2011 18:34	JJY	EPA 8081B ^
Lindane	<0.50	ug/kg	0.50	1.6	2.4	1		11/17/2011 13:00	11/30/2011 18:34	JJY	EPA 8081B ^
Methoxychlor	4.9	ug/kg	0.70	2.3	2.4	1	P	11/17/2011 13:00	11/30/2011 18:34	JJY	EPA 8081B ^
Toxaphene	<5.0	ug/kg	5.0	30	60	1		11/17/2011 13:00	11/30/2011 18:34	JJY	EPA 8081B ^
SURR:2,4,5,6-CL4-m-xylene	72	% Recovery	70	125	70-125	1		11/17/2011 13:00	11/30/2011 18:34	JJY	EPA 8081B
SURR:Decachlorobiphenyl	67	% Recovery	55	130	55-130	1		11/17/2011 13:00	11/30/2011 18:34	JJY	EPA 8081B
Nitroguanidine	<0.060	mg/kg	0.060	0.21	0.25	1		11/22/2011 09:45	11/23/2011 11:31	red	EPA 8330
1,2-Dinitrobenzene	81	% Recovery	50	150	50-150	1		11/22/2011 09:45	11/23/2011 11:31	red	EPA 8330
1,3,5-Trinitrobenzene	<0.13	mg/kg	0.13	0.43	0.50	1		11/17/2011 14:00	11/22/2011 16:34	red	EPA 8330B
1,3-Dinitrobenzene	<0.079	mg/kg	0.079	0.26	0.40	1		11/17/2011 14:00	11/22/2011 16:34	red	EPA 8330B
2,4,6-Trinitrotoluene	<0.089	mg/kg	0.089	0.31	0.40	1		11/17/2011 14:00	11/22/2011 16:34	red	EPA 8330B
2,4-Dinitrotoluene	<0.079	mg/kg	0.079	0.25	0.50	1		11/17/2011 14:00	11/22/2011 16:34	red	EPA 8330B
2,6-Dinitrotoluene	<0.069	mg/kg	0.069	0.24	0.50	1		11/17/2011 14:00	11/22/2011 16:34	red	EPA 8330B
2-Amino-4,6-dinitrotoluene	<0.089	mg/kg	0.089	0.29	0.40	1		11/17/2011 14:00	11/22/2011 16:34	red	EPA 8330B
2-Nitrotoluene	<0.089	mg/kg	0.089	0.28	0.50	1		11/17/2011 14:00	11/22/2011 16:34	red	EPA 8330B
3-Nitrotoluene	<0.11	mg/kg	0.11	0.36	0.40	1		11/17/2011 14:00	11/22/2011 16:34	red	EPA 8330B

Solid sample results reported on a Dry Weight Basis

CT LAB#: 101867 Sample Description: C78SB-023M-0005-SO Sampled: 11/9/2011 1210

Analyte	Result	Units	LOD	LOQ	Reporting Limit	Dilution	Qualifier	Prep Date/Time	Analysis Date/Time	Analyst	Method
4-Amino-2,6-dinitrotoluene	<0.079	mg/kg	0.079	0.25	0.40	1		11/17/2011 14:00	11/22/2011 16:34	red	EPA 8330B
4-Nitrotoluene	<0.099	mg/kg	0.099	0.34	0.40	1		11/17/2011 14:00	11/22/2011 16:34	red	EPA 8330B
HMX	<0.12	mg/kg	0.12	0.39	0.40	1		11/17/2011 14:00	11/22/2011 16:34	red	EPA 8330B
Nitrobenzene	<0.099	mg/kg	0.099	0.34	0.40	1		11/17/2011 14:00	11/22/2011 16:34	red	EPA 8330B
Nitroglycerin	<0.50	mg/kg	0.50	1.8	2.0	1		11/17/2011 14:00	11/22/2011 16:34	red	EPA 8330B
PETN	<0.59	mg/kg	0.59	1.9	2.0	1		11/17/2011 14:00	11/22/2011 16:34	red	EPA 8330B
RDX	<0.14	mg/kg	0.14	0.46	0.50	1		11/17/2011 14:00	11/22/2011 16:34	red	EPA 8330B
Tetryl	<0.089	mg/kg	0.089	0.30	0.40	1		11/17/2011 14:00	11/22/2011 16:34	red	EPA 8330B
1,2-Dinitrobenzene	96	% Recovery	74	128	74-128	1		11/17/2011 14:00	11/22/2011 16:34	red	EPA 8330B
1,2,4-Trichlorobenzene	<21	ug/kg	21	69	120	1		11/21/2011 13:30	11/28/2011 19:40	RPN	EPA 8270C ^
1,2-Dichlorobenzene	<24	ug/kg	24	79	120	1		11/21/2011 13:30	11/28/2011 19:40	RPN	EPA 8270C ^
1,3-Dichlorobenzene	<20	ug/kg	20	67	120	1		11/21/2011 13:30	11/28/2011 19:40	RPN	EPA 8270C ^
1,4-Dichlorobenzene	<19	ug/kg	19	63	120	1		11/21/2011 13:30	11/28/2011 19:40	RPN	EPA 8270C ^
2,4,5-Trichlorophenol	<130	ug/kg	130	440	600	1		11/21/2011 13:30	11/28/2011 19:40	RPN	EPA 8270C ^
2,4,6-Trichlorophenol	<130	ug/kg	130	440	600	1		11/21/2011 13:30	11/28/2011 19:40	RPN	EPA 8270C ^
2,4-Dichlorophenol	<120	ug/kg	120	410	600	1		11/21/2011 13:30	11/28/2011 19:40	RPN	EPA 8270C ^
2,4-Dimethylphenol	<99	ug/kg	99	330	600	1		11/21/2011 13:30	11/28/2011 19:40	RPN	EPA 8270C ^
2,4-Dinitrophenol	<270	ug/kg	270	900	2000	1		11/21/2011 13:30	11/28/2011 19:40	RPN	EPA 8270C ^
2,4-Dinitrotoluene	<24	ug/kg	24	79	120	1		11/21/2011 13:30	11/28/2011 19:40	RPN	EPA 8270C ^
2,6-Dinitrotoluene	<24	ug/kg	24	81	120	1		11/21/2011 13:30	11/28/2011 19:40	RPN	EPA 8270C ^
2-Chloronaphthalene	<23	ug/kg	23	76	120	1		11/21/2011 13:30	11/28/2011 19:40	RPN	EPA 8270C ^
2-Chlorophenol	<340	ug/kg	340	1100	2000	1		11/21/2011 13:30	11/28/2011 19:40	RPN	EPA 8270C ^
2-Methylnaphthalene	21	ug/kg	0.22	0.73	3.0	1		11/21/2011 13:30	11/28/2011 19:40	RPN	EPA 8270C ^
2-Methylphenol	<420	ug/kg	420	1400	2000	1		11/21/2011 13:30	11/28/2011 19:40	RPN	EPA 8270C ^
2-Nitroaniline	<23	ug/kg	23	78	120	1		11/21/2011 13:30	11/28/2011 19:40	RPN	EPA 8270C ^
2-Nitrophenol	<280	ug/kg	280	940	1000	1		11/21/2011 13:30	11/28/2011 19:40	RPN	EPA 8270C ^
3 & 4-Methylphenol	<650	ug/kg	650	2200	3600	1		11/21/2011 13:30	11/28/2011 19:40	RPN	EPA 8270C ^
3,3'-Dichlorobenzidine	<150	ug/kg	150	490	500	1		11/21/2011 13:30	11/28/2011 19:40	RPN	EPA 8270C ^
3-Nitroaniline	<22	ug/kg	22	72	120	1		11/21/2011 13:30	11/28/2011 19:40	RPN	EPA 8270C ^

Solid sample results reported on a Dry Weight Basis

CT LAB#: 101867 Sample Description: C78SB-023M-0005-SO Sampled: 11/9/2011 1210

Analyte	Result	Units	LOD	LOQ	Reporting Limit	Dilution	Qualifier	Prep Date/Time	Analysis Date/Time	Analyst	Method
4,6-Dinitro-2-methylphenol	<270	ug/kg	270	900	1000	1		11/21/2011 13:30	11/28/2011 19:40	RPN	EPA 8270C ^
4-Bromophenyl-phenyl ether	<25	ug/kg	25	83	120	1		11/21/2011 13:30	11/28/2011 19:40	RPN	EPA 8270C ^
4-Chloro-3-methylphenol	<380	ug/kg	380	1300	2000	1		11/21/2011 13:30	11/28/2011 19:40	RPN	EPA 8270C ^
4-Chloroaniline	<39	ug/kg	39	130	200	1		11/21/2011 13:30	11/28/2011 19:40	RPN	EPA 8270C ^
4-Chlorophenyl-phenyl ether	<26	ug/kg	26	87	200	1		11/21/2011 13:30	11/28/2011 19:40	RPN	EPA 8270C ^
4-Nitroaniline	<30	ug/kg	30	100	120	1		11/21/2011 13:30	11/28/2011 19:40	RPN	EPA 8270C ^
4-Nitrophenol	<400	ug/kg	400	1300	2000	1		11/21/2011 13:30	11/28/2011 19:40	RPN	EPA 8270C ^
Acenaphthene	51	ug/kg	0.33	1.1	3.0	1		11/21/2011 13:30	11/28/2011 19:40	RPN	EPA 8270C ^
Acenaphthylene	11	ug/kg	0.24	0.82	3.0	1		11/21/2011 13:30	11/28/2011 19:40	RPN	EPA 8270C ^
Anthracene	220	ug/kg	0.31	1.0	3.0	1		11/21/2011 13:30	11/28/2011 19:40	RPN	EPA 8270C ^
Benzo(a)anthracene	780	ug/kg	0.32	1.1	3.0	1		11/21/2011 13:30	11/28/2011 19:40	RPN	EPA 8270C ^
Benzo(a)pyrene	560	ug/kg	0.28	0.92	5.0	1		11/21/2011 13:30	11/28/2011 19:40	RPN	EPA 8270C ^
Benzo(b)fluoranthene	960	ug/kg	0.40	1.3	3.0	1		11/21/2011 13:30	11/28/2011 19:40	RPN	EPA 8270C ^
Benzo(g,h,i)perylene	240	ug/kg	0.39	1.3	3.0	1		11/21/2011 13:30	11/28/2011 19:40	RPN	EPA 8270C ^
Benzo(k)fluoranthene	310	ug/kg	0.37	1.2	3.0	1		11/21/2011 13:30	11/28/2011 19:40	RPN	EPA 8270C ^
Benzoic acid	<290	ug/kg	290	980	3000	1		11/21/2011 13:30	11/28/2011 19:40	RPN	EPA 8270C ^
Benzyl alcohol	<83	ug/kg	83	280	400	1		11/21/2011 13:30	11/28/2011 19:40	RPN	EPA 8270C ^
Bis(2-chloroethoxy)methane	<23	ug/kg	23	76	120	1		11/21/2011 13:30	11/28/2011 19:40	RPN	EPA 8270C ^
Bis(2-chloroethyl)ether	<25	ug/kg	25	84	120	1		11/21/2011 13:30	11/28/2011 19:40	RPN	EPA 8270C ^
Bis(2-chloroisopropyl)ether	<30	ug/kg	30	99	120	1		11/21/2011 13:30	11/28/2011 19:40	RPN	EPA 8270C ^
Butylbenzylphthalate	<73	ug/kg	73	240	400	1		11/21/2011 13:30	11/28/2011 19:40	RPN	EPA 8270C ^
Carbazole	220	ug/kg	28	94	120	1		11/21/2011 13:30	11/28/2011 19:40	RPN	EPA 8270C ^
Chrysene	740	ug/kg	0.35	1.2	3.0	1		11/21/2011 13:30	11/28/2011 19:40	RPN	EPA 8270C ^
Di-n-butylphthalate	<79	ug/kg	79	260	400	1		11/21/2011 13:30	11/28/2011 19:40	RPN	EPA 8270C ^
Di-n-octylphthalate	<59	ug/kg	59	200	200	1		11/21/2011 13:30	11/28/2011 19:40	RPN	EPA 8270C ^
Dibenzo(a,h)anthracene	89	ug/kg	0.35	1.2	3.0	1		11/21/2011 13:30	11/28/2011 19:40	RPN	EPA 8270C ^
Dibenzofuran	57	ug/kg	24	81	120	1	J	11/21/2011 13:30	11/28/2011 19:40	RPN	EPA 8270C ^
Diethylphthalate	<64	ug/kg	64	220	400	1		11/21/2011 13:30	11/28/2011 19:40	RPN	EPA 8270C ^
Dimethylphthalate	<63	ug/kg	63	210	400	1		11/21/2011 13:30	11/28/2011 19:40	RPN	EPA 8270C ^

Solid sample results reported on a Dry Weight Basis

CT LAB#: 101867 Sample Description: C78SB-023M-0005-SO Sampled: 11/9/2011 1210

Analyte	Result	Units	LOD	LOQ	Reporting Limit	Dilution	Qualifier	Prep Date/Time	Analysis Date/Time	Analyst	Method
Fluoranthene	1800	ug/kg	0.36	1.2	3.0	1		11/21/2011 13:30	11/28/2011 19:40	RPN	EPA 8270C ^
Fluorene	88	ug/kg	0.36	1.2	3.0	1		11/21/2011 13:30	11/28/2011 19:40	RPN	EPA 8270C ^
Hexachlorobenzene	<28	ug/kg	28	94	120	1		11/21/2011 13:30	11/28/2011 19:40	RPN	EPA 8270C ^
Hexachlorobutadiene	<62	ug/kg	62	210	400	1		11/21/2011 13:30	11/28/2011 19:40	RPN	EPA 8270C ^
Hexachlorocyclopentadiene	<52	ug/kg	52	170	200	1		11/21/2011 13:30	11/28/2011 19:40	RPN	EPA 8270C ^
Hexachloroethane	<33	ug/kg	33	110	120	1		11/21/2011 13:30	11/28/2011 19:40	RPN	EPA 8270C ^
Indeno(1,2,3-cd)pyrene	390	ug/kg	0.36	1.2	3.0	1		11/21/2011 13:30	11/28/2011 19:40	RPN	EPA 8270C ^
Isophorone	<50	ug/kg	50	170	200	1		11/21/2011 13:30	11/28/2011 19:40	RPN	EPA 8270C ^
N-Nitroso-di-n-propylamine	<70	ug/kg	70	230	400	1		11/21/2011 13:30	11/28/2011 19:40	RPN	EPA 8270C ^
N-Nitrosodiphenylamine & Diphn	<50	ug/kg	50	160	400	1		11/21/2011 13:30	11/28/2011 19:40	RPN	EPA 8270C ^
Naphthalene	22	ug/kg	0.27	0.89	3.0	1		11/21/2011 13:30	11/28/2011 19:40	RPN	EPA 8270C ^
Nitrobenzene	<59	ug/kg	59	200	200	1		11/21/2011 13:30	11/28/2011 19:40	RPN	EPA 8270C ^
Pentachlorophenol	<240	ug/kg	240	800	1000	1		11/21/2011 13:30	11/28/2011 19:40	RPN	EPA 8270C ^
Phenanthrene	1100	ug/kg	0.45	1.5	3.0	1		11/21/2011 13:30	11/28/2011 19:40	RPN	EPA 8270C ^
Phenol	<160	ug/kg	160	530	600	1		11/21/2011 13:30	11/28/2011 19:40	RPN	EPA 8270C ^
Pyrene	1300	ug/kg	0.41	1.4	1.5	1		11/21/2011 13:30	11/28/2011 19:40	RPN	EPA 8270C ^
Surr: 2,4,6-Tribromophenol	27	% Recovery	35	125	35-125	1	S	11/21/2011 13:30	11/28/2011 19:40	RPN	EPA 8270C
Surr: 2-Fluorobiphenyl	50	% Recovery	45	105	45-105	1		11/21/2011 13:30	11/28/2011 19:40	RPN	EPA 8270C
Surr: 2-Fluorophenol	32	% Recovery	35	105	35-105	1	S	11/21/2011 13:30	11/28/2011 19:40	RPN	EPA 8270C
Surr: Nitrobenzene-d5	55	% Recovery	35	100	35-100	1		11/21/2011 13:30	11/28/2011 19:40	RPN	EPA 8270C
Surr: o-terphenyl-d14	63	% Recovery	30	125	30-125	1		11/21/2011 13:30	11/28/2011 19:40	RPN	EPA 8270C
Surr: Phenol-d5	45	% Recovery	40	100	40-100	1		11/21/2011 13:30	11/28/2011 19:40	RPN	EPA 8270C
Surr: Terphenyl-d14	57	% Recovery	30	125	30-125	1		11/21/2011 13:30	11/28/2011 19:40	RPN	EPA 8270C

Sub Lab Results

Asbestos	ATTACHED					1			12/01/2011 00:00	PML	

Solid sample results reported on a Dry Weight Basis

CT LAB#: 101868 Sample Description: C78SB-023V-0005-SO Sampled: 11/9/2011 1210

Analyte	Result	Units	LOD	LOQ	Reporting Limit	Dilution	Qualifier	Prep Date/Time	Analysis Date/Time	Analyst	Method
Inorganic Results											
Solids, Percent	88.3	%				1			11/17/2011 14:00	BMS	EPA 8000C
Organic Results											
1,1,1-Trichloroethane	<11	ug/kg	11	36	57	1		11/16/2011 12:30	11/17/2011 15:15	APG	EPA 8260B ^
1,1,2,2-Tetrachloroethane	<6.8	ug/kg	6.8	24	57	1		11/16/2011 12:30	11/17/2011 15:15	APG	EPA 8260B ^
1,1,2-Trichloroethane	<9.1	ug/kg	9.1	30	57	1		11/16/2011 12:30	11/17/2011 15:15	APG	EPA 8260B ^
1,1-Dichloroethane	<13	ug/kg	13	42	57	1		11/16/2011 12:30	11/17/2011 15:15	APG	EPA 8260B ^
1,1-Dichloroethene	<18	ug/kg	18	59	57	1		11/16/2011 12:30	11/17/2011 15:15	APG	EPA 8260B ^
1,2-Dibromoethane	<11	ug/kg	11	39	57	1		11/16/2011 12:30	11/17/2011 15:15	APG	EPA 8260B ^
1,2-Dichloroethane	<14	ug/kg	14	44	57	1		11/16/2011 12:30	11/17/2011 15:15	APG	EPA 8260B ^
1,2-Dichloropropane	<8.0	ug/kg	8.0	25	57	1		11/16/2011 12:30	11/17/2011 15:15	APG	EPA 8260B ^
2-Butanone	<110	ug/kg	110	390	570	1		11/16/2011 12:30	11/17/2011 15:15	APG	EPA 8260B ^
2-Hexanone	<77	ug/kg	77	260	570	1		11/16/2011 12:30	11/17/2011 15:15	APG	EPA 8260B ^
4-Methyl-2-pentanone	<93	ug/kg	93	310	570	1		11/16/2011 12:30	11/17/2011 15:15	APG	EPA 8260B ^
Acetone	140	ug/kg	72	240	570	1	J B	11/16/2011 12:30	11/17/2011 15:15	APG	EPA 8260B ^
Benzene	<5.7	ug/kg	5.7	20	57	1		11/16/2011 12:30	11/17/2011 15:15	APG	EPA 8260B ^
Bromochloromethane	<9.1	ug/kg	9.1	30	57	1		11/16/2011 12:30	11/17/2011 15:15	APG	EPA 8260B ^
Bromodichloromethane	<10	ug/kg	10	34	57	1		11/16/2011 12:30	11/17/2011 15:15	APG	EPA 8260B ^
Bromoform	<6.8	ug/kg	6.8	24	57	1		11/16/2011 12:30	11/17/2011 15:15	APG	EPA 8260B ^
Bromomethane	<34	ug/kg	34	110	110	1		11/16/2011 12:30	11/17/2011 15:15	APG	EPA 8260B ^
Carbon disulfide	<17	ug/kg	17	58	110	1		11/16/2011 12:30	11/17/2011 15:15	APG	EPA 8260B ^
Carbon tetrachloride	<13	ug/kg	13	42	57	1		11/16/2011 12:30	11/17/2011 15:15	APG	EPA 8260B ^
Chlorobenzene	<9.1	ug/kg	9.1	28	57	1		11/16/2011 12:30	11/17/2011 15:15	APG	EPA 8260B ^
Chloroethane	<22	ug/kg	22	74	110	1		11/16/2011 12:30	11/17/2011 15:15	APG	EPA 8260B ^
Chloroform	<10	ug/kg	10	36	57	1		11/16/2011 12:30	11/17/2011 15:15	APG	EPA 8260B ^
Chloromethane	<28	ug/kg	28	96	110	1		11/16/2011 12:30	11/17/2011 15:15	APG	EPA 8260B ^
cis-1,2-Dichloroethene	<11	ug/kg	11	39	57	1		11/16/2011 12:30	11/17/2011 15:15	APG	EPA 8260B ^
cis-1,3-Dichloropropene	<11	ug/kg	11	36	57	1		11/16/2011 12:30	11/17/2011 15:15	APG	EPA 8260B ^

Solid sample results reported on a Dry Weight Basis

CT LAB#: 101868 Sample Description: C78SB-023V-0005-SO Sampled: 11/9/2011 1210

Analyte	Result	Units	LOD	LOQ	Reporting Limit	Dilution	Qualifier	Prep Date/Time	Analysis Date/Time	Analyst	Method
Dibromochloromethane	<9.1	ug/kg	9.1	30	57	1		11/16/2011 12:30	11/17/2011 15:15	APG	EPA 8260B ^
Ethylbenzene	<9.1	ug/kg	9.1	28	57	1		11/16/2011 12:30	11/17/2011 15:15	APG	EPA 8260B ^
m & p-Xylene	<20	ug/kg	20	68	110	1		11/16/2011 12:30	11/17/2011 15:15	APG	EPA 8260B ^
Methylene chloride	<46	ug/kg	46	150	110	1		11/16/2011 12:30	11/17/2011 15:15	APG	EPA 8260B ^
o-Xylene	<9.1	ug/kg	9.1	28	57	1		11/16/2011 12:30	11/17/2011 15:15	APG	EPA 8260B ^
Styrene	<6.8	ug/kg	6.8	23	57	1		11/16/2011 12:30	11/17/2011 15:15	APG	EPA 8260B ^
Tetrachloroethene	<9.1	ug/kg	9.1	31	57	1		11/16/2011 12:30	11/17/2011 15:15	APG	EPA 8260B ^
Toluene	<8.0	ug/kg	8.0	28	57	1		11/16/2011 12:30	11/17/2011 15:15	APG	EPA 8260B ^
trans-1,2-Dichloroethene	<13	ug/kg	13	43	57	1		11/16/2011 12:30	11/17/2011 15:15	APG	EPA 8260B ^
trans-1,3-Dichloropropene	<8.0	ug/kg	8.0	26	57	1		11/16/2011 12:30	11/17/2011 15:15	APG	EPA 8260B ^
Trichloroethene	<11	ug/kg	11	36	57	1		11/16/2011 12:30	11/17/2011 15:15	APG	EPA 8260B ^
Trichlorofluoromethane	<15	ug/kg	15	48	57	1		11/16/2011 12:30	11/17/2011 15:15	APG	EPA 8260B ^
Vinyl chloride	<16	ug/kg	16	53	57	1		11/16/2011 12:30	11/17/2011 15:15	APG	EPA 8260B ^
1,2 Dichloroethane-d4	101	% Recovery	80	117	80-117	1		11/16/2011 12:30	11/17/2011 15:15	APG	EPA 8260B
Bromofluorobenzene	101	% Recovery	85	120	85-120	1		11/16/2011 12:30	11/17/2011 15:15	APG	EPA 8260B
d8-Toluene	100	% Recovery	85	115	85-115	1		11/16/2011 12:30	11/17/2011 15:15	APG	EPA 8260B
Dibromofluoromethane	99	% Recovery	82	118	82-118	1		11/16/2011 12:30	11/17/2011 15:15	APG	EPA 8260B

CT LAB#: 101869 Sample Description: C78SB-023M-0006-SO Sampled: 11/9/2011 1235

Analyte	Result	Units	LOD	LOQ	Reporting Limit	Dilution	Qualifier	Prep Date/Time	Analysis Date/Time	Analyst	Method
Inorganic Results											
Solids, Percent	99.2	%				1			11/17/2011 14:00	BMS	EPA 8000C
Nitrocellulose	<13	mg/kg	13	44	100	1		11/21/2011 08:00	11/29/2011 06:18	RLD	EPA 9056M
Metals Results											
Aluminum	10700	mg/kg	0.081	0.28	0.48	2		11/21/2011 08:00	11/22/2011 11:37	NAH	EPA 6010C ^
Antimony	0.49	mg/kg	0.13	0.43	0.81	1	J	11/21/2011 08:00	11/23/2011 11:13	NAH	EPA 6010C ^

Solid sample results reported on a Dry Weight Basis

CT LAB#: 101869 Sample Description: C78SB-023M-0006-SO Sampled: 11/9/2011 1235

Analyte	Result	Units	LOD	LOQ	Reporting Limit	Dilution	Qualifier	Prep Date/Time	Analysis Date/Time	Analyst	Method
Arsenic	9.6	mg/kg	0.26	0.91	1.6	2		11/21/2011 08:00	11/22/2011 11:37	NAH	EPA 6010C ^
Barium	76.1	mg/kg	0.018	0.056	0.10	2		11/21/2011 08:00	11/22/2011 11:37	NAH	EPA 6010C ^
Beryllium	0.55	mg/kg	0.0081	0.024	0.081	2		11/21/2011 08:00	11/22/2011 11:37	NAH	EPA 6010C ^
Cadmium	0.16	mg/kg	0.0060	0.021	0.040	1		11/21/2011 08:00	11/23/2011 11:13	NAH	EPA 6010C ^
Calcium	10200	mg/kg	0.48	1.6	2.8	2		11/21/2011 08:00	11/22/2011 11:37	NAH	EPA 6010C ^
Chromium	165	mg/kg	0.046	0.16	0.28	2		11/21/2011 08:00	11/22/2011 11:37	NAH	EPA 6010C ^
Cobalt	8.0	mg/kg	0.081	0.24	0.48	2		11/21/2011 08:00	11/22/2011 11:37	NAH	EPA 6010C ^
Copper	14.5	mg/kg	0.14	0.44	0.81	2		11/21/2011 08:00	11/22/2011 11:37	NAH	EPA 6010C ^
Iron	24300	mg/kg	0.60	2.0	3.6	2		11/21/2011 08:00	11/22/2011 11:37	NAH	EPA 6010C ^
Lead	16.8	mg/kg	0.081	0.28	0.50	2		11/21/2011 08:00	11/22/2011 11:37	NAH	EPA 6010C ^
Magnesium	2990	mg/kg	0.28	0.97	1.6	2		11/21/2011 08:00	11/22/2011 11:37	NAH	EPA 6010C ^
Manganese	509	mg/kg	0.050	0.17	0.30	2		11/21/2011 08:00	11/22/2011 11:37	NAH	EPA 6010C ^
Nickel	16.1	mg/kg	0.042	0.14	0.24	2		11/21/2011 08:00	11/22/2011 11:37	NAH	EPA 6010C ^
Selenium	0.89	mg/kg	0.12	0.42	0.81	2		11/21/2011 08:00	11/22/2011 11:37	NAH	EPA 6010C ^
Silver	<0.017	mg/kg	0.017	0.056	0.10	1		11/21/2011 08:00	11/23/2011 11:13	NAH	EPA 6010C ^
Thallium	0.37	mg/kg	0.081	0.26	0.48	1	J	11/21/2011 08:00	11/23/2011 11:13	NAH	EPA 6010C ^
Vanadium	17.1	mg/kg	0.024	0.079	0.16	2		11/21/2011 08:00	11/22/2011 11:37	NAH	EPA 6010C ^
Zinc	73.1	mg/kg	0.10	0.32	0.60	2		11/21/2011 08:00	11/22/2011 11:37	NAH	EPA 6010C ^
Potassium	1780	mg/kg	11	36	67	1		11/21/2011 08:00	11/22/2011 09:17	NAH	EPA 6010C ^
Sodium	<4.0	mg/kg	4.0	13	24	1		11/21/2011 08:00	11/22/2011 09:17	NAH	EPA 6010C ^
Mercury	0.014	mg/kg	0.0021	0.0071	0.0084	1		11/21/2011 12:00	11/22/2011 10:45	GCE	EPA 7471A ^
Organic Results											
Aroclor-1016	<10	ug/kg	10	35	100	1		11/17/2011 13:00	11/21/2011 16:42	JJY	EPA 8082A ^
Aroclor-1221	<20	ug/kg	20	67	100	1		11/17/2011 13:00	11/21/2011 16:42	JJY	EPA 8082A ^
Aroclor-1232	<27	ug/kg	27	91	100	1		11/17/2011 13:00	11/21/2011 16:42	JJY	EPA 8082A ^
Aroclor-1242	<29	ug/kg	29	97	100	1		11/17/2011 13:00	11/21/2011 16:42	JJY	EPA 8082A ^
Aroclor-1248	<29	ug/kg	29	98	100	1		11/17/2011 13:00	11/21/2011 16:42	JJY	EPA 8082A ^
Aroclor-1254	<23	ug/kg	23	77	100	1		11/17/2011 13:00	11/21/2011 16:42	JJY	EPA 8082A ^

Solid sample results reported on a Dry Weight Basis

CT LAB#: 101869 Sample Description: C78SB-023M-0006-SO Sampled: 11/9/2011 1235

Analyte	Result	Units	LOD	LOQ	Reporting Limit	Dilution	Qualifier	Prep Date/Time	Analysis Date/Time	Analyst	Method
Aroclor-1260	<12	ug/kg	12	38	100	1		11/17/2011 13:00	11/21/2011 16:42	JJY	EPA 8082A ^
Aroclor-1262	<21	ug/kg	21	72	100	1		11/17/2011 13:00	11/21/2011 16:42	JJY	EPA 8082A ^
Aroclor-1268	<28	ug/kg	28	93	100	1		11/17/2011 13:00	11/21/2011 16:42	JJY	EPA 8082A ^
Surr: DCBP	74	% Recovery	60	125	60-125	1		11/17/2011 13:00	11/21/2011 16:42	JJY	EPA 8082A
4,4'-DDD	<0.30	ug/kg	0.30	1.2	2.4	1		11/17/2011 13:00	11/29/2011 17:48	JJY	EPA 8081B ^
4,4'-DDE	3.0	ug/kg	0.30	1.1	2.4	1	P	11/17/2011 13:00	11/29/2011 17:48	JJY	EPA 8081B ^
4,4'-DDT	4.2	ug/kg	0.50	1.5	2.4	1	P	11/17/2011 13:00	11/29/2011 17:48	JJY	EPA 8081B ^
Aldrin	<0.50	ug/kg	0.50	1.7	2.4	1		11/17/2011 13:00	11/29/2011 17:48	JJY	EPA 8081B ^
alpha-BHC	<0.61	ug/kg	0.61	1.9	2.4	1		11/17/2011 13:00	11/29/2011 17:48	JJY	EPA 8081B ^
alpha-Chlordane	<0.30	ug/kg	0.30	1.1	2.4	1		11/17/2011 13:00	11/29/2011 17:48	JJY	EPA 8081B ^
beta-BHC	<0.61	ug/kg	0.61	2.0	2.4	1		11/17/2011 13:00	11/29/2011 17:48	JJY	EPA 8081B ^
Chlordane (Technical)	<4.0	ug/kg	4.0	30	61	1		11/17/2011 13:00	11/29/2011 17:48	JJY	EPA 8081B ^
delta-BHC	<0.30	ug/kg	0.30	1.1	2.4	1		11/17/2011 13:00	11/29/2011 17:48	JJY	EPA 8081B ^
Dieldrin	<0.30	ug/kg	0.30	1.2	2.4	1		11/17/2011 13:00	11/29/2011 17:48	JJY	EPA 8081B ^
Endosulfan I	<0.71	ug/kg	0.71	2.2	2.4	1		11/17/2011 13:00	11/29/2011 17:48	JJY	EPA 8081B ^
Endosulfan II	<0.30	ug/kg	0.30	1.2	2.4	1		11/17/2011 13:00	11/29/2011 17:48	JJY	EPA 8081B ^
Endosulfan sulfate	<0.91	ug/kg	0.91	3.1	4.0	1		11/17/2011 13:00	11/29/2011 17:48	JJY	EPA 8081B ^
Endrin	1.3	ug/kg	0.40	1.4	2.4	1	J P	11/17/2011 13:00	11/29/2011 17:48	JJY	EPA 8081B ^
Endrin aldehyde	<1.1	ug/kg	1.1	3.6	4.0	1		11/17/2011 13:00	11/29/2011 17:48	JJY	EPA 8081B ^
Endrin ketone	<0.81	ug/kg	0.81	2.8	4.0	1		11/17/2011 13:00	11/29/2011 17:48	JJY	EPA 8081B ^
gamma-Chlordane	3.5	ug/kg	0.30	1.1	2.4	1	P	11/17/2011 13:00	11/29/2011 17:48	JJY	EPA 8081B ^
Heptachlor	<0.40	ug/kg	0.40	1.2	2.4	1		11/17/2011 13:00	11/29/2011 17:48	JJY	EPA 8081B ^
Heptachlor epoxide	<0.50	ug/kg	0.50	1.7	2.4	1		11/17/2011 13:00	11/29/2011 17:48	JJY	EPA 8081B ^
Lindane	<0.50	ug/kg	0.50	1.6	2.4	1		11/17/2011 13:00	11/29/2011 17:48	JJY	EPA 8081B ^
Methoxychlor	<0.71	ug/kg	0.71	2.3	2.4	1		11/17/2011 13:00	11/29/2011 17:48	JJY	EPA 8081B ^
Toxaphene	<5.0	ug/kg	5.0	30	61	1		11/17/2011 13:00	11/29/2011 17:48	JJY	EPA 8081B ^
SURR:2,4,5,6-CL4-m-xylene	76	% Recovery	70	125	70-125	1		11/17/2011 13:00	11/29/2011 17:48	JJY	EPA 8081B
SURR:Decachlorobiphenyl	79	% Recovery	55	130	55-130	1		11/17/2011 13:00	11/29/2011 17:48	JJY	EPA 8081B

Solid sample results reported on a Dry Weight Basis

CT LAB#: 101869 Sample Description: C78SB-023M-0006-SO Sampled: 11/9/2011 1235

Analyte	Result	Units	LOD	LOQ	Reporting Limit	Dilution	Qualifier	Prep Date/Time	Analysis Date/Time	Analyst	Method
Nitroguanidine	<0.061	mg/kg	0.061	0.21	0.25	1		11/22/2011 09:45	11/23/2011 11:39	red	EPA 8330
1,2-Dinitrobenzene	73	% Recovery	50	150	50-150	1		11/22/2011 09:45	11/23/2011 11:39	red	EPA 8330
1,3,5-Trinitrobenzene	<0.13	mg/kg	0.13	0.43	0.50	1		11/17/2011 14:00	11/22/2011 16:53	red	EPA 8330B
1,3-Dinitrobenzene	<0.079	mg/kg	0.079	0.26	0.40	1		11/17/2011 14:00	11/22/2011 16:53	red	EPA 8330B
2,4,6-Trinitrotoluene	<0.089	mg/kg	0.089	0.31	0.40	1		11/17/2011 14:00	11/22/2011 16:53	red	EPA 8330B
2,4-Dinitrotoluene	<0.079	mg/kg	0.079	0.25	0.50	1		11/17/2011 14:00	11/22/2011 16:53	red	EPA 8330B
2,6-Dinitrotoluene	<0.069	mg/kg	0.069	0.24	0.50	1		11/17/2011 14:00	11/22/2011 16:53	red	EPA 8330B
2-Amino-4,6-dinitrotoluene	<0.089	mg/kg	0.089	0.29	0.40	1		11/17/2011 14:00	11/22/2011 16:53	red	EPA 8330B
2-Nitrotoluene	<0.089	mg/kg	0.089	0.28	0.50	1		11/17/2011 14:00	11/22/2011 16:53	red	EPA 8330B
3-Nitrotoluene	<0.11	mg/kg	0.11	0.36	0.40	1		11/17/2011 14:00	11/22/2011 16:53	red	EPA 8330B
4-Amino-2,6-dinitrotoluene	<0.079	mg/kg	0.079	0.25	0.40	1		11/17/2011 14:00	11/22/2011 16:53	red	EPA 8330B
4-Nitrotoluene	<0.099	mg/kg	0.099	0.34	0.40	1		11/17/2011 14:00	11/22/2011 16:53	red	EPA 8330B
HMX	<0.12	mg/kg	0.12	0.39	0.40	1		11/17/2011 14:00	11/22/2011 16:53	red	EPA 8330B
Nitrobenzene	<0.099	mg/kg	0.099	0.34	0.40	1		11/17/2011 14:00	11/22/2011 16:53	red	EPA 8330B
Nitroglycerin	<0.50	mg/kg	0.50	1.8	2.0	1		11/17/2011 14:00	11/22/2011 16:53	red	EPA 8330B
PETN	<0.60	mg/kg	0.60	1.9	2.0	1		11/17/2011 14:00	11/22/2011 16:53	red	EPA 8330B
RDX	<0.14	mg/kg	0.14	0.46	0.50	1		11/17/2011 14:00	11/22/2011 16:53	red	EPA 8330B
Tetryl	<0.089	mg/kg	0.089	0.30	0.40	1		11/17/2011 14:00	11/22/2011 16:53	red	EPA 8330B
1,2-Dinitrobenzene	93	% Recovery	74	128	74-128	1		11/17/2011 14:00	11/22/2011 16:53	red	EPA 8330B
1,2,4-Trichlorobenzene	<21	ug/kg	21	69	120	1		11/21/2011 13:30	11/28/2011 18:10	RPN	EPA 8270C ^
1,2-Dichlorobenzene	<24	ug/kg	24	79	120	1		11/21/2011 13:30	11/28/2011 18:10	RPN	EPA 8270C ^
1,3-Dichlorobenzene	<20	ug/kg	20	67	120	1		11/21/2011 13:30	11/28/2011 18:10	RPN	EPA 8270C ^
1,4-Dichlorobenzene	<19	ug/kg	19	63	120	1		11/21/2011 13:30	11/28/2011 18:10	RPN	EPA 8270C ^
2,4,5-Trichlorophenol	<130	ug/kg	130	440	600	1		11/21/2011 13:30	11/28/2011 18:10	RPN	EPA 8270C ^
2,4,6-Trichlorophenol	<130	ug/kg	130	440	600	1		11/21/2011 13:30	11/28/2011 18:10	RPN	EPA 8270C ^
2,4-Dichlorophenol	<120	ug/kg	120	410	600	1		11/21/2011 13:30	11/28/2011 18:10	RPN	EPA 8270C ^
2,4-Dimethylphenol	<99	ug/kg	99	330	600	1		11/21/2011 13:30	11/28/2011 18:10	RPN	EPA 8270C ^
2,4-Dinitrophenol	<270	ug/kg	270	900	2000	1		11/21/2011 13:30	11/28/2011 18:10	RPN	EPA 8270C ^

Solid sample results reported on a Dry Weight Basis

CT LAB#: 101869 Sample Description: C78SB-023M-0006-SO Sampled: 11/9/2011 1235

Analyte	Result	Units	LOD	LOQ	Reporting Limit	Dilution	Qualifier	Prep Date/Time	Analysis Date/Time	Analyst	Method
2,4-Dinitrotoluene	<24	ug/kg	24	79	120	1		11/21/2011 13:30	11/28/2011 18:10	RPN	EPA 8270C ^
2,6-Dinitrotoluene	<24	ug/kg	24	81	120	1		11/21/2011 13:30	11/28/2011 18:10	RPN	EPA 8270C ^
2-Chloronaphthalene	<23	ug/kg	23	76	120	1		11/21/2011 13:30	11/28/2011 18:10	RPN	EPA 8270C ^
2-Chlorophenol	<340	ug/kg	340	1100	2000	1		11/21/2011 13:30	11/28/2011 18:10	RPN	EPA 8270C ^
2-Methylnaphthalene	81	ug/kg	0.22	0.73	3.0	1		11/21/2011 13:30	11/28/2011 18:10	RPN	EPA 8270C ^
2-Methylphenol	<420	ug/kg	420	1400	2000	1		11/21/2011 13:30	11/28/2011 18:10	RPN	EPA 8270C ^
2-Nitroaniline	<23	ug/kg	23	78	120	1		11/21/2011 13:30	11/28/2011 18:10	RPN	EPA 8270C ^
2-Nitrophenol	<280	ug/kg	280	940	1000	1		11/21/2011 13:30	11/28/2011 18:10	RPN	EPA 8270C ^
3 & 4-Methylphenol	<650	ug/kg	650	2200	3600	1		11/21/2011 13:30	11/28/2011 18:10	RPN	EPA 8270C ^
3,3'-Dichlorobenzidine	<150	ug/kg	150	490	500	1		11/21/2011 13:30	11/28/2011 18:10	RPN	EPA 8270C ^
3-Nitroaniline	<22	ug/kg	22	72	120	1		11/21/2011 13:30	11/28/2011 18:10	RPN	EPA 8270C ^
4,6-Dinitro-2-methylphenol	<270	ug/kg	270	900	1000	1		11/21/2011 13:30	11/28/2011 18:10	RPN	EPA 8270C ^
4-Bromophenyl-phenyl ether	<25	ug/kg	25	83	120	1		11/21/2011 13:30	11/28/2011 18:10	RPN	EPA 8270C ^
4-Chloro-3-methylphenol	<380	ug/kg	380	1300	2000	1		11/21/2011 13:30	11/28/2011 18:10	RPN	EPA 8270C ^
4-Chloroaniline	<39	ug/kg	39	130	200	1		11/21/2011 13:30	11/28/2011 18:10	RPN	EPA 8270C ^
4-Chlorophenyl-phenyl ether	<26	ug/kg	26	87	200	1		11/21/2011 13:30	11/28/2011 18:10	RPN	EPA 8270C ^
4-Nitroaniline	<30	ug/kg	30	100	120	1		11/21/2011 13:30	11/28/2011 18:10	RPN	EPA 8270C ^
4-Nitrophenol	<400	ug/kg	400	1300	2000	1		11/21/2011 13:30	11/28/2011 18:10	RPN	EPA 8270C ^
Acenaphthene	7.1	ug/kg	0.33	1.1	3.0	1		11/21/2011 13:30	11/28/2011 18:10	RPN	EPA 8270C ^
Acenaphthylene	24	ug/kg	0.24	0.82	3.0	1		11/21/2011 13:30	11/28/2011 18:10	RPN	EPA 8270C ^
Anthracene	16	ug/kg	0.31	1.0	3.0	1		11/21/2011 13:30	11/28/2011 18:10	RPN	EPA 8270C ^
Benzo(a)anthracene	110	ug/kg	0.32	1.1	3.0	1		11/21/2011 13:30	11/28/2011 18:10	RPN	EPA 8270C ^
Benzo(a)pyrene	80	ug/kg	0.28	0.92	5.0	1		11/21/2011 13:30	11/28/2011 18:10	RPN	EPA 8270C ^
Benzo(b)fluoranthene	150	ug/kg	0.40	1.3	3.0	1		11/21/2011 13:30	11/28/2011 18:10	RPN	EPA 8270C ^
Benzo(g,h,i)perylene	44	ug/kg	0.39	1.3	3.0	1		11/21/2011 13:30	11/28/2011 18:10	RPN	EPA 8270C ^
Benzo(k)fluoranthene	46	ug/kg	0.37	1.2	3.0	1		11/21/2011 13:30	11/28/2011 18:10	RPN	EPA 8270C ^
Benzoic acid	<290	ug/kg	290	980	3000	1		11/21/2011 13:30	11/28/2011 18:10	RPN	EPA 8270C ^
Benzyl alcohol	<83	ug/kg	83	280	400	1		11/21/2011 13:30	11/28/2011 18:10	RPN	EPA 8270C ^
Bis(2-chloroethoxy)methane	<23	ug/kg	23	76	120	1		11/21/2011 13:30	11/28/2011 18:10	RPN	EPA 8270C ^

Solid sample results reported on a Dry Weight Basis

CT LAB#: 101869 Sample Description: C78SB-023M-0006-SO Sampled: 11/9/2011 1235

Analyte	Result	Units	LOD	LOQ	Reporting Limit	Dilution	Qualifier	Prep Date/Time	Analysis Date/Time	Analyst	Method
Bis(2-chloroethyl)ether	<25	ug/kg	25	84	120	1		11/21/2011 13:30	11/28/2011 18:10	RPN	EPA 8270C ^
Bis(2-chloroisopropyl)ether	<30	ug/kg	30	99	120	1		11/21/2011 13:30	11/28/2011 18:10	RPN	EPA 8270C ^
Butylbenzylphthalate	<73	ug/kg	73	240	400	1		11/21/2011 13:30	11/28/2011 18:10	RPN	EPA 8270C ^
Carbazole	<28	ug/kg	28	94	120	1		11/21/2011 13:30	11/28/2011 18:10	RPN	EPA 8270C ^
Chrysene	100	ug/kg	0.35	1.2	3.0	1		11/21/2011 13:30	11/28/2011 18:10	RPN	EPA 8270C ^
Di-n-butylphthalate	<79	ug/kg	79	260	400	1		11/21/2011 13:30	11/28/2011 18:10	RPN	EPA 8270C ^
Di-n-octylphthalate	<59	ug/kg	59	200	200	1		11/21/2011 13:30	11/28/2011 18:10	RPN	EPA 8270C ^
Dibenzo(a,h)anthracene	13	ug/kg	0.35	1.2	3.0	1		11/21/2011 13:30	11/28/2011 18:10	RPN	EPA 8270C ^
Dibenzofuran	26	ug/kg	24	81	120	1	J	11/21/2011 13:30	11/28/2011 18:10	RPN	EPA 8270C ^
Diethylphthalate	<64	ug/kg	64	220	400	1		11/21/2011 13:30	11/28/2011 18:10	RPN	EPA 8270C ^
Dimethylphthalate	<63	ug/kg	63	210	400	1		11/21/2011 13:30	11/28/2011 18:10	RPN	EPA 8270C ^
Fluoranthene	180	ug/kg	0.36	1.2	3.0	1		11/21/2011 13:30	11/28/2011 18:10	RPN	EPA 8270C ^
Fluorene	7.1	ug/kg	0.36	1.2	3.0	1		11/21/2011 13:30	11/28/2011 18:10	RPN	EPA 8270C ^
Hexachlorobenzene	<28	ug/kg	28	94	120	1		11/21/2011 13:30	11/28/2011 18:10	RPN	EPA 8270C ^
Hexachlorobutadiene	<62	ug/kg	62	210	400	1		11/21/2011 13:30	11/28/2011 18:10	RPN	EPA 8270C ^
Hexachlorocyclopentadiene	<52	ug/kg	52	170	200	1		11/21/2011 13:30	11/28/2011 18:10	RPN	EPA 8270C ^
Hexachloroethane	<33	ug/kg	33	110	120	1		11/21/2011 13:30	11/28/2011 18:10	RPN	EPA 8270C ^
Indeno(1,2,3-cd)pyrene	56	ug/kg	0.36	1.2	3.0	1		11/21/2011 13:30	11/28/2011 18:10	RPN	EPA 8270C ^
Isophorone	<50	ug/kg	50	170	200	1		11/21/2011 13:30	11/28/2011 18:10	RPN	EPA 8270C ^
N-Nitroso-di-n-propylamine	<70	ug/kg	70	230	400	1		11/21/2011 13:30	11/28/2011 18:10	RPN	EPA 8270C ^
N-Nitrosodiphenylamine & Diphn	<50	ug/kg	50	160	400	1		11/21/2011 13:30	11/28/2011 18:10	RPN	EPA 8270C ^
Naphthalene	55	ug/kg	0.27	0.89	3.0	1		11/21/2011 13:30	11/28/2011 18:10	RPN	EPA 8270C ^
Nitrobenzene	<59	ug/kg	59	200	200	1		11/21/2011 13:30	11/28/2011 18:10	RPN	EPA 8270C ^
Pentachlorophenol	<240	ug/kg	240	800	1000	1		11/21/2011 13:30	11/28/2011 18:10	RPN	EPA 8270C ^
Phenanthrene	110	ug/kg	0.45	1.5	3.0	1		11/21/2011 13:30	11/28/2011 18:10	RPN	EPA 8270C ^
Phenol	<160	ug/kg	160	530	600	1		11/21/2011 13:30	11/28/2011 18:10	RPN	EPA 8270C ^
Pyrene	150	ug/kg	0.41	1.4	1.5	1		11/21/2011 13:30	11/28/2011 18:10	RPN	EPA 8270C ^
Surr: 2,4,6-Tribromophenol	24	% Recovery	35	125	35-125	1	S	11/21/2011 13:30	11/28/2011 18:10	RPN	EPA 8270C
Surr: 2-Fluorobiphenyl	54	% Recovery	45	105	45-105	1		11/21/2011 13:30	11/28/2011 18:10	RPN	EPA 8270C

Solid sample results reported on a Dry Weight Basis

CT LAB#: 101869 Sample Description: C78SB-023M-0006-SO Sampled: 11/9/2011 1235

Analyte	Result	Units	LOD	LOQ	Reporting Limit	Dilution	Qualifier	Prep Date/Time	Analysis Date/Time	Analyst	Method
Surr: 2-Fluorophenol	32	% Recovery	35	105	35-105	1	S	11/21/2011 13:30	11/28/2011 18:10	RPN	EPA 8270C
Surr: Nitrobenzene-d5	58	% Recovery	35	100	35-100	1		11/21/2011 13:30	11/28/2011 18:10	RPN	EPA 8270C
Surr: o-terphenyl-d14	65	% Recovery	30	125	30-125	1		11/21/2011 13:30	11/28/2011 18:10	RPN	EPA 8270C
Surr: Phenol-d5	49	% Recovery	40	100	40-100	1		11/21/2011 13:30	11/28/2011 18:10	RPN	EPA 8270C
Surr: Terphenyl-d14	56	% Recovery	30	125	30-125	1		11/21/2011 13:30	11/28/2011 18:10	RPN	EPA 8270C
Sub Lab Results											
Asbestos	ATTACHED					1			12/01/2011 00:00	PML	

CT LAB#: 101870 Sample Description: C78SB-023V-0006-SO Sampled: 11/9/2011 1235

Analyte	Result	Units	LOD	LOQ	Reporting Limit	Dilution	Qualifier	Prep Date/Time	Analysis Date/Time	Analyst	Method
Inorganic Results											
Solids, Percent	89.2	%				1			11/17/2011 14:00	BMS	EPA 8000C
Organic Results											
1,1,1-Trichloroethane	<11	ug/kg	11	36	57	1		11/16/2011 12:30	11/17/2011 15:54	APG	EPA 8260B ^
1,1,2,2-Tetrachloroethane	<6.8	ug/kg	6.8	24	57	1		11/16/2011 12:30	11/17/2011 15:54	APG	EPA 8260B ^
1,1,2-Trichloroethane	<9.0	ug/kg	9.0	29	57	1		11/16/2011 12:30	11/17/2011 15:54	APG	EPA 8260B ^
1,1-Dichloroethane	<12	ug/kg	12	42	57	1		11/16/2011 12:30	11/17/2011 15:54	APG	EPA 8260B ^
1,1-Dichloroethene	<18	ug/kg	18	59	57	1		11/16/2011 12:30	11/17/2011 15:54	APG	EPA 8260B ^
1,2-Dibromoethane	<11	ug/kg	11	38	57	1		11/16/2011 12:30	11/17/2011 15:54	APG	EPA 8260B ^
1,2-Dichloroethane	<14	ug/kg	14	44	57	1		11/16/2011 12:30	11/17/2011 15:54	APG	EPA 8260B ^
1,2-Dichloropropane	<7.9	ug/kg	7.9	25	57	1		11/16/2011 12:30	11/17/2011 15:54	APG	EPA 8260B ^
2-Butanone	<110	ug/kg	110	380	570	1		11/16/2011 12:30	11/17/2011 15:54	APG	EPA 8260B ^
2-Hexanone	<77	ug/kg	77	260	570	1		11/16/2011 12:30	11/17/2011 15:54	APG	EPA 8260B ^
4-Methyl-2-pentanone	<93	ug/kg	93	310	570	1		11/16/2011 12:30	11/17/2011 15:54	APG	EPA 8260B ^
Acetone	160	ug/kg	71	240	570	1	J B	11/16/2011 12:30	11/17/2011 15:54	APG	EPA 8260B ^
Benzene	<5.7	ug/kg	5.7	20	57	1		11/16/2011 12:30	11/17/2011 15:54	APG	EPA 8260B ^

Solid sample results reported on a Dry Weight Basis

CT LAB#: 101870 Sample Description: C78SB-023V-0006-SO Sampled: 11/9/2011 1235

Analyte	Result	Units	LOD	LOQ	Reporting Limit	Dilution	Qualifier	Prep Date/Time	Analysis Date/Time	Analyst	Method
Bromochloromethane	<9.0	ug/kg	9.0	29	57	1		11/16/2011 12:30	11/17/2011 15:54	APG	EPA 8260B ^
Bromodichloromethane	<10	ug/kg	10	34	57	1		11/16/2011 12:30	11/17/2011 15:54	APG	EPA 8260B ^
Bromoform	<6.8	ug/kg	6.8	24	57	1		11/16/2011 12:30	11/17/2011 15:54	APG	EPA 8260B ^
Bromomethane	<34	ug/kg	34	110	110	1		11/16/2011 12:30	11/17/2011 15:54	APG	EPA 8260B ^
Carbon disulfide	<17	ug/kg	17	58	110	1		11/16/2011 12:30	11/17/2011 15:54	APG	EPA 8260B ^
Carbon tetrachloride	<12	ug/kg	12	42	57	1		11/16/2011 12:30	11/17/2011 15:54	APG	EPA 8260B ^
Chlorobenzene	<9.0	ug/kg	9.0	28	57	1		11/16/2011 12:30	11/17/2011 15:54	APG	EPA 8260B ^
Chloroethane	<21	ug/kg	21	74	110	1		11/16/2011 12:30	11/17/2011 15:54	APG	EPA 8260B ^
Chloroform	<10	ug/kg	10	36	57	1		11/16/2011 12:30	11/17/2011 15:54	APG	EPA 8260B ^
Chloromethane	<28	ug/kg	28	95	110	1		11/16/2011 12:30	11/17/2011 15:54	APG	EPA 8260B ^
cis-1,2-Dichloroethene	<11	ug/kg	11	38	57	1		11/16/2011 12:30	11/17/2011 15:54	APG	EPA 8260B ^
cis-1,3-Dichloropropene	<11	ug/kg	11	36	57	1		11/16/2011 12:30	11/17/2011 15:54	APG	EPA 8260B ^
Dibromochloromethane	<9.0	ug/kg	9.0	29	57	1		11/16/2011 12:30	11/17/2011 15:54	APG	EPA 8260B ^
Ethylbenzene	<9.0	ug/kg	9.0	28	57	1		11/16/2011 12:30	11/17/2011 15:54	APG	EPA 8260B ^
m & p-Xylene	<20	ug/kg	20	68	110	1		11/16/2011 12:30	11/17/2011 15:54	APG	EPA 8260B ^
Methylene chloride	<45	ug/kg	45	150	110	1		11/16/2011 12:30	11/17/2011 15:54	APG	EPA 8260B ^
o-Xylene	<9.0	ug/kg	9.0	28	57	1		11/16/2011 12:30	11/17/2011 15:54	APG	EPA 8260B ^
Styrene	<6.8	ug/kg	6.8	23	57	1		11/16/2011 12:30	11/17/2011 15:54	APG	EPA 8260B ^
Tetrachloroethene	<9.0	ug/kg	9.0	31	57	1		11/16/2011 12:30	11/17/2011 15:54	APG	EPA 8260B ^
Toluene	<7.9	ug/kg	7.9	28	57	1		11/16/2011 12:30	11/17/2011 15:54	APG	EPA 8260B ^
trans-1,2-Dichloroethene	<12	ug/kg	12	43	57	1		11/16/2011 12:30	11/17/2011 15:54	APG	EPA 8260B ^
trans-1,3-Dichloropropene	<7.9	ug/kg	7.9	26	57	1		11/16/2011 12:30	11/17/2011 15:54	APG	EPA 8260B ^
Trichloroethene	<11	ug/kg	11	36	57	1		11/16/2011 12:30	11/17/2011 15:54	APG	EPA 8260B ^
Trichlorofluoromethane	<15	ug/kg	15	48	57	1		11/16/2011 12:30	11/17/2011 15:54	APG	EPA 8260B ^
Vinyl chloride	<16	ug/kg	16	53	57	1		11/16/2011 12:30	11/17/2011 15:54	APG	EPA 8260B ^
1,2 Dichloroethane-d4	98	% Recovery	80	117	80-117	1		11/16/2011 12:30	11/17/2011 15:54	APG	EPA 8260B
Bromofluorobenzene	104	% Recovery	85	120	85-120	1		11/16/2011 12:30	11/17/2011 15:54	APG	EPA 8260B
d8-Toluene	97	% Recovery	85	115	85-115	1		11/16/2011 12:30	11/17/2011 15:54	APG	EPA 8260B
Dibromofluoromethane	95	% Recovery	82	118	82-118	1		11/16/2011 12:30	11/17/2011 15:54	APG	EPA 8260B

Solid sample results reported on a Dry Weight Basis

CT LAB#: 101871 Sample Description: C78SS-0005-0001-SO Sampled: 11/10/2011 1010

Analyte	Result	Units	LOD	LOQ	Reporting Limit	Dilution	Qualifier	Prep Date/Time	Analysis Date/Time	Analyst	Method
Inorganic Results											
Solids, Percent	95.2	%				1			11/17/2011 14:00	BMS	EPA 8000C
Nitrocellulose	<13	mg/kg	13	44	100	1		11/21/2011 08:00	11/29/2011 07:12	RLD	EPA 9056M
Metals Results											
Aluminum	5830	mg/kg	0.084	0.29	0.50	2		11/21/2011 08:00	11/22/2011 12:10	NAH	EPA 6010C ^
Antimony	2.4	mg/kg	0.27	0.90	1.7	2		11/21/2011 08:00	11/22/2011 12:10	NAH	EPA 6010C ^
Arsenic	7.6	mg/kg	0.27	0.95	1.7	2		11/21/2011 08:00	11/22/2011 12:10	NAH	EPA 6010C ^
Barium	73.0	mg/kg	0.019	0.059	0.11	2		11/21/2011 08:00	11/22/2011 12:10	NAH	EPA 6010C ^
Beryllium	0.59	mg/kg	0.0084	0.025	0.084	2		11/21/2011 08:00	11/22/2011 12:10	NAH	EPA 6010C ^
Cadmium	0.52	mg/kg	0.013	0.044	0.084	2		11/21/2011 08:00	11/22/2011 12:10	NAH	EPA 6010C ^
Calcium	3030	mg/kg	0.50	1.7	2.9	2		11/21/2011 08:00	11/22/2011 12:10	NAH	EPA 6010C ^
Chromium	70.9	mg/kg	0.048	0.16	0.29	2	M	11/21/2011 08:00	11/22/2011 12:10	NAH	EPA 6010C ^
Cobalt	7.0	mg/kg	0.084	0.25	0.50	2		11/21/2011 08:00	11/22/2011 12:10	NAH	EPA 6010C ^
Copper	37.2	mg/kg	0.15	0.46	0.84	2		11/21/2011 08:00	11/22/2011 12:10	NAH	EPA 6010C ^
Iron	31400	mg/kg	0.63	2.1	3.8	2	M	11/21/2011 08:00	11/22/2011 12:10	NAH	EPA 6010C ^
Lead	145	mg/kg	0.084	0.29	0.53	2	M	11/21/2011 08:00	11/22/2011 12:10	NAH	EPA 6010C ^
Magnesium	1600	mg/kg	0.29	1.0	1.7	2		11/21/2011 08:00	11/22/2011 12:10	NAH	EPA 6010C ^
Manganese	604	mg/kg	0.053	0.17	0.32	2	M	11/21/2011 08:00	11/22/2011 12:10	NAH	EPA 6010C ^
Nickel	17.7	mg/kg	0.044	0.15	0.25	2		11/21/2011 08:00	11/22/2011 12:10	NAH	EPA 6010C ^
Selenium	0.44	mg/kg	0.063	0.22	0.42	1		11/21/2011 08:00	11/23/2011 11:21	NAH	EPA 6010C ^
Silver	0.085	mg/kg	0.018	0.059	0.11	1	J	11/21/2011 08:00	11/23/2011 11:21	NAH	EPA 6010C ^
Thallium	0.50	mg/kg	0.084	0.27	0.50	1		11/21/2011 08:00	11/23/2011 11:21	NAH	EPA 6010C ^
Vanadium	12.9	mg/kg	0.025	0.082	0.17	2		11/21/2011 08:00	11/22/2011 12:10	NAH	EPA 6010C ^
Zinc	131	mg/kg	0.11	0.34	0.63	2	M	11/21/2011 08:00	11/22/2011 12:10	NAH	EPA 6010C ^
Potassium	733	mg/kg	12	38	69	1		11/21/2011 08:00	11/22/2011 09:24	NAH	EPA 6010C ^
Sodium	<4.2	mg/kg	4.2	14	25	1		11/21/2011 08:00	11/22/2011 09:24	NAH	EPA 6010C ^
Mercury	0.043	mg/kg	0.0022	0.0074	0.0087	1	M	11/21/2011 12:00	11/22/2011 10:51	GCE	EPA 7471A ^

Solid sample results reported on a Dry Weight Basis

CT LAB#: 101871 Sample Description: C78SS-0005-0001-SO Sampled: 11/10/2011 1010

Analyte	Result	Units	LOD	LOQ	Reporting Limit	Dilution	Qualifier	Prep Date/Time	Analysis Date/Time	Analyst	Method
Organic Results											
Aroclor-1016	<11	ug/kg	11	37	110	1		11/17/2011 13:00	11/21/2011 17:00	JJY	EPA 8082A ^
Aroclor-1221	<21	ug/kg	21	70	110	1		11/17/2011 13:00	11/21/2011 17:00	JJY	EPA 8082A ^
Aroclor-1232	<29	ug/kg	29	95	110	1		11/17/2011 13:00	11/21/2011 17:00	JJY	EPA 8082A ^
Aroclor-1242	<31	ug/kg	31	100	110	1		11/17/2011 13:00	11/21/2011 17:00	JJY	EPA 8082A ^
Aroclor-1248	<31	ug/kg	31	100	110	1		11/17/2011 13:00	11/21/2011 17:00	JJY	EPA 8082A ^
Aroclor-1254	1100	ug/kg	49	160	210	2		11/17/2011 13:00	11/21/2011 20:54	JJY	EPA 8082A ^
Aroclor-1260	<13	ug/kg	13	40	110	1		11/17/2011 13:00	11/21/2011 17:00	JJY	EPA 8082A ^
Aroclor-1262	<22	ug/kg	22	75	110	1		11/17/2011 13:00	11/21/2011 17:00	JJY	EPA 8082A ^
Aroclor-1268	<30	ug/kg	30	97	110	1		11/17/2011 13:00	11/21/2011 17:00	JJY	EPA 8082A ^
Surr: DCBP	62	% Recovery	60	125	60-125	1		11/17/2011 13:00	11/21/2011 17:00	JJY	EPA 8082A
4,4'-DDD	<1.6	ug/kg	1.6	6.3	13	5		11/17/2011 13:00	11/30/2011 20:29	JJY	EPA 8081B ^
4,4'-DDE	<1.6	ug/kg	1.6	5.8	13	5	M	11/17/2011 13:00	11/30/2011 20:29	JJY	EPA 8081B ^
4,4'-DDT	29	ug/kg	2.6	7.9	13	5	P	11/17/2011 13:00	11/30/2011 20:29	JJY	EPA 8081B ^
Aldrin	<2.6	ug/kg	2.6	9.0	13	5		11/17/2011 13:00	11/30/2011 20:29	JJY	EPA 8081B ^
alpha-BHC	<3.2	ug/kg	3.2	10	13	5		11/17/2011 13:00	11/30/2011 20:29	JJY	EPA 8081B ^
alpha-Chlordane	<1.6	ug/kg	1.6	5.8	13	5		11/17/2011 13:00	11/30/2011 20:29	JJY	EPA 8081B ^
beta-BHC	<3.2	ug/kg	3.2	11	13	5		11/17/2011 13:00	11/30/2011 20:29	JJY	EPA 8081B ^
Chlordane (Technical)	<21	ug/kg	21	160	320	5		11/17/2011 13:00	11/30/2011 20:29	JJY	EPA 8081B ^
delta-BHC	1.6	ug/kg	1.6	5.8	13	5	J P	11/17/2011 13:00	11/30/2011 20:29	JJY	EPA 8081B ^
Dieldrin	29	ug/kg	1.6	6.3	13	5	P	11/17/2011 13:00	11/30/2011 20:29	JJY	EPA 8081B ^
Endosulfan I	170	ug/kg	3.7	12	13	5	P	11/17/2011 13:00	11/30/2011 20:29	JJY	EPA 8081B ^
Endosulfan II	2.6	ug/kg	1.6	6.3	13	5	J P	11/17/2011 13:00	11/30/2011 20:29	JJY	EPA 8081B ^
Endosulfan sulfate	<4.8	ug/kg	4.8	16	21	5		11/17/2011 13:00	11/30/2011 20:29	JJY	EPA 8081B ^
Endrin	7.9	ug/kg	2.1	7.4	13	5	J P	11/17/2011 13:00	11/30/2011 20:29	JJY	EPA 8081B ^
Endrin aldehyde	<5.8	ug/kg	5.8	19	21	5	M	11/17/2011 13:00	11/30/2011 20:29	JJY	EPA 8081B ^
Endrin ketone	<4.2	ug/kg	4.2	15	21	5		11/17/2011 13:00	11/30/2011 20:29	JJY	EPA 8081B ^
gamma-Chlordane	<1.6	ug/kg	1.6	5.8	13	5	M	11/17/2011 13:00	11/30/2011 20:29	JJY	EPA 8081B ^

Solid sample results reported on a Dry Weight Basis

CT LAB#: 101871 Sample Description: C78SS-0005-0001-SO Sampled: 11/10/2011 1010

Analyte	Result	Units	LOD	LOQ	Reporting Limit	Dilution	Qualifier	Prep Date/Time	Analysis Date/Time	Analyst	Method
Heptachlor	<21	ug/kg	21	63	130	50	P	11/17/2011 13:00	11/30/2011 18:47	JJY	EPA 8081B ^
Heptachlor epoxide	<2.6	ug/kg	2.6	9.0	13	5		11/17/2011 13:00	11/30/2011 20:29	JJY	EPA 8081B ^
Lindane	<2.6	ug/kg	2.6	8.4	13	5		11/17/2011 13:00	11/30/2011 20:29	JJY	EPA 8081B ^
Methoxychlor	50	ug/kg	3.7	12	13	5	P	11/17/2011 13:00	11/30/2011 20:29	JJY	EPA 8081B ^
Toxaphene	<26	ug/kg	26	160	320	5		11/17/2011 13:00	11/30/2011 20:29	JJY	EPA 8081B ^
SURR:2,4,5,6-CL4-m-xylene	85	% Recovery	70	125	70-125	5		11/17/2011 13:00	11/30/2011 20:29	JJY	EPA 8081B
SURR:Decachlorobiphenyl	86	% Recovery	55	130	55-130	5		11/17/2011 13:00	11/30/2011 20:29	JJY	EPA 8081B
Nitroguanidine	0.12	mg/kg	0.060	0.21	0.25	1	J	11/22/2011 09:45	11/23/2011 11:55	red	EPA 8330
1,2-Dinitrobenzene	74	% Recovery	50	150	50-150	1		11/22/2011 09:45	11/23/2011 11:55	red	EPA 8330
1,3,5-Trinitrobenzene	<0.13	mg/kg	0.13	0.43	0.50	1		11/17/2011 14:00	11/22/2011 17:29	red	EPA 8330B
1,3-Dinitrobenzene	<0.080	mg/kg	0.080	0.26	0.40	1		11/17/2011 14:00	11/22/2011 17:29	red	EPA 8330B
2,4,6-Trinitrotoluene	4.5	mg/kg	0.090	0.31	0.40	1		11/17/2011 14:00	11/22/2011 17:29	red	EPA 8330B
2,4-Dinitrotoluene	<0.080	mg/kg	0.080	0.25	0.50	1		11/17/2011 14:00	11/22/2011 17:29	red	EPA 8330B
2,6-Dinitrotoluene	<0.070	mg/kg	0.070	0.24	0.50	1		11/17/2011 14:00	11/22/2011 17:29	red	EPA 8330B
2-Amino-4,6-dinitrotoluene	0.44	mg/kg	0.090	0.29	0.40	1		11/17/2011 14:00	11/22/2011 17:29	red	EPA 8330B
2-Nitrotoluene	<0.090	mg/kg	0.090	0.28	0.50	1		11/17/2011 14:00	11/22/2011 17:29	red	EPA 8330B
3-Nitrotoluene	<0.11	mg/kg	0.11	0.36	0.40	1		11/17/2011 14:00	11/22/2011 17:29	red	EPA 8330B
4-Amino-2,6-dinitrotoluene	0.74	mg/kg	0.080	0.25	0.40	1		11/17/2011 14:00	11/22/2011 17:29	red	EPA 8330B
4-Nitrotoluene	<0.10	mg/kg	0.10	0.34	0.40	1		11/17/2011 14:00	11/22/2011 17:29	red	EPA 8330B
HMX	<0.12	mg/kg	0.12	0.39	0.40	1		11/17/2011 14:00	11/22/2011 17:29	red	EPA 8330B
Nitrobenzene	<0.10	mg/kg	0.10	0.34	0.40	1		11/17/2011 14:00	11/22/2011 17:29	red	EPA 8330B
Nitroglycerin	<0.50	mg/kg	0.50	1.8	2.0	1		11/17/2011 14:00	11/22/2011 17:29	red	EPA 8330B
PETN	<0.60	mg/kg	0.60	1.9	2.0	1		11/17/2011 14:00	11/22/2011 17:29	red	EPA 8330B
RDX	<0.14	mg/kg	0.14	0.46	0.50	1		11/17/2011 14:00	11/22/2011 17:29	red	EPA 8330B
Tetryl	<0.090	mg/kg	0.090	0.30	0.40	1		11/17/2011 14:00	11/22/2011 17:29	red	EPA 8330B
1,2-Dinitrobenzene	75	% Recovery	74	128	74-128	1		11/17/2011 14:00	11/22/2011 17:29	red	EPA 8330B
1,2,4-Trichlorobenzene	<22	ug/kg	22	72	130	1		11/21/2011 13:30	11/28/2011 20:02	RPN	EPA 8270C ^
1,2-Dichlorobenzene	<25	ug/kg	25	82	130	1		11/21/2011 13:30	11/28/2011 20:02	RPN	EPA 8270C ^

Solid sample results reported on a Dry Weight Basis

CT LAB#: 101871 Sample Description: C78SS-0005-0001-SO Sampled: 11/10/2011 1010

Analyte	Result	Units	LOD	LOQ	Reporting Limit	Dilution	Qualifier	Prep Date/Time	Analysis Date/Time	Analyst	Method
1,3-Dichlorobenzene	<21	ug/kg	21	70	130	1		11/21/2011 13:30	11/28/2011 20:02	RPN	EPA 8270C ^
1,4-Dichlorobenzene	<20	ug/kg	20	66	130	1		11/21/2011 13:30	11/28/2011 20:02	RPN	EPA 8270C ^
2,4,5-Trichlorophenol	<140	ug/kg	140	460	630	1		11/21/2011 13:30	11/28/2011 20:02	RPN	EPA 8270C ^
2,4,6-Trichlorophenol	<140	ug/kg	140	460	630	1		11/21/2011 13:30	11/28/2011 20:02	RPN	EPA 8270C ^
2,4-Dichlorophenol	<130	ug/kg	130	430	630	1		11/21/2011 13:30	11/28/2011 20:02	RPN	EPA 8270C ^
2,4-Dimethylphenol	<100	ug/kg	100	340	630	1		11/21/2011 13:30	11/28/2011 20:02	RPN	EPA 8270C ^
2,4-Dinitrophenol	<280	ug/kg	280	940	2100	1		11/21/2011 13:30	11/28/2011 20:02	RPN	EPA 8270C ^
2,4-Dinitrotoluene	<25	ug/kg	25	82	130	1		11/21/2011 13:30	11/28/2011 20:02	RPN	EPA 8270C ^
2,6-Dinitrotoluene	<25	ug/kg	25	84	130	1		11/21/2011 13:30	11/28/2011 20:02	RPN	EPA 8270C ^
2-Chloronaphthalene	<24	ug/kg	24	79	130	1		11/21/2011 13:30	11/28/2011 20:02	RPN	EPA 8270C ^
2-Chlorophenol	<350	ug/kg	350	1100	2100	1		11/21/2011 13:30	11/28/2011 20:02	RPN	EPA 8270C ^
2-Methylnaphthalene	38	ug/kg	0.23	0.76	3.1	1		11/21/2011 13:30	11/28/2011 20:02	RPN	EPA 8270C ^
2-Methylphenol	<440	ug/kg	440	1500	2100	1		11/21/2011 13:30	11/28/2011 20:02	RPN	EPA 8270C ^
2-Nitroaniline	<24	ug/kg	24	81	130	1		11/21/2011 13:30	11/28/2011 20:02	RPN	EPA 8270C ^
2-Nitrophenol	<290	ug/kg	290	980	1000	1		11/21/2011 13:30	11/28/2011 20:02	RPN	EPA 8270C ^
3 & 4-Methylphenol	<680	ug/kg	680	2300	3800	1		11/21/2011 13:30	11/28/2011 20:02	RPN	EPA 8270C ^
3,3'-Dichlorobenzidine	<160	ug/kg	160	510	520	1	M	11/21/2011 13:30	11/28/2011 20:02	RPN	EPA 8270C ^
3-Nitroaniline	<23	ug/kg	23	75	130	1	M	11/21/2011 13:30	11/28/2011 20:02	RPN	EPA 8270C ^
4,6-Dinitro-2-methylphenol	<280	ug/kg	280	940	1000	1		11/21/2011 13:30	11/28/2011 20:02	RPN	EPA 8270C ^
4-Bromophenyl-phenyl ether	<26	ug/kg	26	86	130	1		11/21/2011 13:30	11/28/2011 20:02	RPN	EPA 8270C ^
4-Chloro-3-methylphenol	<400	ug/kg	400	1400	2100	1		11/21/2011 13:30	11/28/2011 20:02	RPN	EPA 8270C ^
4-Chloroaniline	<41	ug/kg	41	140	210	1	M,Y	11/21/2011 13:30	11/28/2011 20:02	RPN	EPA 8270C ^
4-Chlorophenyl-phenyl ether	<27	ug/kg	27	91	210	1		11/21/2011 13:30	11/28/2011 20:02	RPN	EPA 8270C ^
4-Nitroaniline	<31	ug/kg	31	100	130	1		11/21/2011 13:30	11/28/2011 20:02	RPN	EPA 8270C ^
4-Nitrophenol	<420	ug/kg	420	1400	2100	1		11/21/2011 13:30	11/28/2011 20:02	RPN	EPA 8270C ^
Acenaphthene	53	ug/kg	0.34	1.1	3.1	1		11/21/2011 13:30	11/28/2011 20:02	RPN	EPA 8270C ^
Acenaphthylene	10	ug/kg	0.25	0.85	3.1	1		11/21/2011 13:30	11/28/2011 20:02	RPN	EPA 8270C ^
Anthracene	120	ug/kg	0.32	1.0	3.1	1		11/21/2011 13:30	11/28/2011 20:02	RPN	EPA 8270C ^
Benzo(a)anthracene	280	ug/kg	0.33	1.1	3.1	1		11/21/2011 13:30	11/28/2011 20:02	RPN	EPA 8270C ^

Solid sample results reported on a Dry Weight Basis

CT LAB#: 101871 Sample Description: C78SS-0005-0001-SO Sampled: 11/10/2011 1010

Analyte	Result	Units	LOD	LOQ	Reporting Limit	Dilution	Qualifier	Prep Date/Time	Analysis Date/Time	Analyst	Method
Benzo(a)pyrene	240	ug/kg	0.29	0.96	5.2	1		11/21/2011 13:30	11/28/2011 20:02	RPN	EPA 8270C ^
Benzo(b)fluoranthene	410	ug/kg	0.42	1.4	3.1	1		11/21/2011 13:30	11/28/2011 20:02	RPN	EPA 8270C ^
Benzo(g,h,i)perylene	80	ug/kg	0.41	1.4	3.1	1	M	11/21/2011 13:30	11/28/2011 20:02	RPN	EPA 8270C ^
Benzo(k)fluoranthene	130	ug/kg	0.39	1.3	3.1	1		11/21/2011 13:30	11/28/2011 20:02	RPN	EPA 8270C ^
Benzoic acid	850	ug/kg	300	1000	3100	1	J	11/21/2011 13:30	11/28/2011 20:02	RPN	EPA 8270C ^
Benzyl alcohol	<86	ug/kg	86	290	420	1		11/21/2011 13:30	11/28/2011 20:02	RPN	EPA 8270C ^
Bis(2-chloroethoxy)methane	<24	ug/kg	24	79	130	1		11/21/2011 13:30	11/28/2011 20:02	RPN	EPA 8270C ^
Bis(2-chloroethyl)ether	<26	ug/kg	26	88	130	1		11/21/2011 13:30	11/28/2011 20:02	RPN	EPA 8270C ^
Bis(2-chloroisopropyl)ether	<31	ug/kg	31	100	130	1		11/21/2011 13:30	11/28/2011 20:02	RPN	EPA 8270C ^
Butylbenzylphthalate	<76	ug/kg	76	250	420	1		11/21/2011 13:30	11/28/2011 20:02	RPN	EPA 8270C ^
Carbazole	70	ug/kg	29	98	130	1	J	11/21/2011 13:30	11/28/2011 20:02	RPN	EPA 8270C ^
Chrysene	310	ug/kg	0.36	1.3	3.1	1		11/21/2011 13:30	11/28/2011 20:02	RPN	EPA 8270C ^
Di-n-butylphthalate	<82	ug/kg	82	270	420	1		11/21/2011 13:30	11/28/2011 20:02	RPN	EPA 8270C ^
Di-n-octylphthalate	<61	ug/kg	61	210	210	1		11/21/2011 13:30	11/28/2011 20:02	RPN	EPA 8270C ^
Dibenzo(a,h)anthracene	27	ug/kg	0.36	1.3	3.1	1	M	11/21/2011 13:30	11/28/2011 20:02	RPN	EPA 8270C ^
Dibenzofuran	34	ug/kg	25	84	130	1	J	11/21/2011 13:30	11/28/2011 20:02	RPN	EPA 8270C ^
Diethylphthalate	<67	ug/kg	67	230	420	1		11/21/2011 13:30	11/28/2011 20:02	RPN	EPA 8270C ^
Dimethylphthalate	<66	ug/kg	66	220	420	1		11/21/2011 13:30	11/28/2011 20:02	RPN	EPA 8270C ^
Fluoranthene	720	ug/kg	0.38	1.3	3.1	1		11/21/2011 13:30	11/28/2011 20:02	RPN	EPA 8270C ^
Fluorene	62	ug/kg	0.38	1.3	3.1	1		11/21/2011 13:30	11/28/2011 20:02	RPN	EPA 8270C ^
Hexachlorobenzene	<29	ug/kg	29	98	130	1		11/21/2011 13:30	11/28/2011 20:02	RPN	EPA 8270C ^
Hexachlorobutadiene	<65	ug/kg	65	220	420	1		11/21/2011 13:30	11/28/2011 20:02	RPN	EPA 8270C ^
Hexachlorocyclopentadiene	<54	ug/kg	54	180	210	1	M	11/21/2011 13:30	11/28/2011 20:02	RPN	EPA 8270C ^
Hexachloroethane	<34	ug/kg	34	110	130	1		11/21/2011 13:30	11/28/2011 20:02	RPN	EPA 8270C ^
Indeno(1,2,3-cd)pyrene	120	ug/kg	0.38	1.3	3.1	1	M	11/21/2011 13:30	11/28/2011 20:02	RPN	EPA 8270C ^
Isophorone	<52	ug/kg	52	180	210	1		11/21/2011 13:30	11/28/2011 20:02	RPN	EPA 8270C ^
N-Nitroso-di-n-propylamine	<73	ug/kg	73	240	420	1		11/21/2011 13:30	11/28/2011 20:02	RPN	EPA 8270C ^
N-Nitrosodiphenylamine & Diphn	<52	ug/kg	52	170	420	1		11/21/2011 13:30	11/28/2011 20:02	RPN	EPA 8270C ^
Naphthalene	41	ug/kg	0.28	0.93	3.1	1		11/21/2011 13:30	11/28/2011 20:02	RPN	EPA 8270C ^

Solid sample results reported on a Dry Weight Basis

CT LAB#: 101871 Sample Description: C78SS-0005-0001-SO Sampled: 11/10/2011 1010

Analyte	Result	Units	LOD	LOQ	Reporting Limit	Dilution	Qualifier	Prep Date/Time	Analysis Date/Time	Analyst	Method
Nitrobenzene	<61	ug/kg	61	210	210	1		11/21/2011 13:30	11/28/2011 20:02	RPN	EPA 8270C ^
Pentachlorophenol	<250	ug/kg	250	830	1000	1		11/21/2011 13:30	11/28/2011 20:02	RPN	EPA 8270C ^
Phenanthrene	500	ug/kg	0.47	1.6	3.1	1		11/21/2011 13:30	11/28/2011 20:02	RPN	EPA 8270C ^
Phenol	<170	ug/kg	170	550	630	1		11/21/2011 13:30	11/28/2011 20:02	RPN	EPA 8270C ^
Pyrene	540	ug/kg	0.43	1.5	1.6	1		11/21/2011 13:30	11/28/2011 20:02	RPN	EPA 8270C ^
Surr: 2,4,6-Tribromophenol	57	% Recovery	35	125	35-125	1		11/21/2011 13:30	11/28/2011 20:02	RPN	EPA 8270C
Surr: 2-Fluorobiphenyl	55	% Recovery	45	105	45-105	1		11/21/2011 13:30	11/28/2011 20:02	RPN	EPA 8270C
Surr: 2-Fluorophenol	40	% Recovery	35	105	35-105	1		11/21/2011 13:30	11/28/2011 20:02	RPN	EPA 8270C
Surr: Nitrobenzene-d5	57	% Recovery	35	100	35-100	1		11/21/2011 13:30	11/28/2011 20:02	RPN	EPA 8270C
Surr: o-terphenyl-d14	62	% Recovery	30	125	30-125	1		11/21/2011 13:30	11/28/2011 20:02	RPN	EPA 8270C
Surr: Phenol-d5	45	% Recovery	40	100	40-100	1		11/21/2011 13:30	11/28/2011 20:02	RPN	EPA 8270C
Surr: Terphenyl-d14	61	% Recovery	30	125	30-125	1		11/21/2011 13:30	11/28/2011 20:02	RPN	EPA 8270C
Sub Lab Results											
Asbestos	ATTACHED					1			12/01/2011 00:00	PML	

CT LAB#: 101872 Sample Description: C78SS-0006-0001-SO Sampled: 11/10/2011 0930

Analyte	Result	Units	LOD	LOQ	Reporting Limit	Dilution	Qualifier	Prep Date/Time	Analysis Date/Time	Analyst	Method
Inorganic Results											
Solids, Percent	82.0	%				1			11/17/2011 14:00	BMS	EPA 8000C
Organic Results											
1,1,1-Trichloroethane	<11	ug/kg	11	34	53	1		11/16/2011 12:30	11/17/2011 16:32	APG	EPA 8260B ^
1,1,2,2-Tetrachloroethane	<6.4	ug/kg	6.4	22	53	1		11/16/2011 12:30	11/17/2011 16:32	APG	EPA 8260B ^
1,1,2-Trichloroethane	<8.5	ug/kg	8.5	28	53	1		11/16/2011 12:30	11/17/2011 16:32	APG	EPA 8260B ^
1,1-Dichloroethane	<12	ug/kg	12	40	53	1		11/16/2011 12:30	11/17/2011 16:32	APG	EPA 8260B ^
1,1-Dichloroethene	<17	ug/kg	17	56	53	1		11/16/2011 12:30	11/17/2011 16:32	APG	EPA 8260B ^
1,2-Dibromoethane	<11	ug/kg	11	36	53	1		11/16/2011 12:30	11/17/2011 16:32	APG	EPA 8260B ^

Solid sample results reported on a Dry Weight Basis

CT LAB#: 101872 Sample Description: C78SS-0006-0001-SO Sampled: 11/10/2011 0930

Analyte	Result	Units	LOD	LOQ	Reporting Limit	Dilution	Qualifier	Prep Date/Time	Analysis Date/Time	Analyst	Method
1,2-Dichloroethane	<13	ug/kg	13	42	53	1		11/16/2011 12:30	11/17/2011 16:32	APG	EPA 8260B ^
1,2-Dichloropropane	<7.5	ug/kg	7.5	23	53	1		11/16/2011 12:30	11/17/2011 16:32	APG	EPA 8260B ^
2-Butanone	<110	ug/kg	110	360	530	1		11/16/2011 12:30	11/17/2011 16:32	APG	EPA 8260B ^
2-Hexanone	<73	ug/kg	73	250	530	1		11/16/2011 12:30	11/17/2011 16:32	APG	EPA 8260B ^
4-Methyl-2-pentanone	<88	ug/kg	88	290	530	1		11/16/2011 12:30	11/17/2011 16:32	APG	EPA 8260B ^
Acetone	84	ug/kg	67	220	530	1	J B	11/16/2011 12:30	11/17/2011 16:32	APG	EPA 8260B ^
Benzene	<5.3	ug/kg	5.3	19	53	1		11/16/2011 12:30	11/17/2011 16:32	APG	EPA 8260B ^
Bromochloromethane	<8.5	ug/kg	8.5	28	53	1		11/16/2011 12:30	11/17/2011 16:32	APG	EPA 8260B ^
Bromodichloromethane	<9.6	ug/kg	9.6	32	53	1		11/16/2011 12:30	11/17/2011 16:32	APG	EPA 8260B ^
Bromoform	<6.4	ug/kg	6.4	22	53	1		11/16/2011 12:30	11/17/2011 16:32	APG	EPA 8260B ^
Bromomethane	<32	ug/kg	32	110	110	1		11/16/2011 12:30	11/17/2011 16:32	APG	EPA 8260B ^
Carbon disulfide	<16	ug/kg	16	54	110	1		11/16/2011 12:30	11/17/2011 16:32	APG	EPA 8260B ^
Carbon tetrachloride	<12	ug/kg	12	40	53	1		11/16/2011 12:30	11/17/2011 16:32	APG	EPA 8260B ^
Chlorobenzene	<8.5	ug/kg	8.5	27	53	1		11/16/2011 12:30	11/17/2011 16:32	APG	EPA 8260B ^
Chloroethane	<20	ug/kg	20	69	110	1		11/16/2011 12:30	11/17/2011 16:32	APG	EPA 8260B ^
Chloroform	<9.6	ug/kg	9.6	34	53	1		11/16/2011 12:30	11/17/2011 16:32	APG	EPA 8260B ^
Chloromethane	<27	ug/kg	27	90	110	1		11/16/2011 12:30	11/17/2011 16:32	APG	EPA 8260B ^
cis-1,2-Dichloroethene	<11	ug/kg	11	36	53	1		11/16/2011 12:30	11/17/2011 16:32	APG	EPA 8260B ^
cis-1,3-Dichloropropene	<11	ug/kg	11	34	53	1		11/16/2011 12:30	11/17/2011 16:32	APG	EPA 8260B ^
Dibromochloromethane	<8.5	ug/kg	8.5	28	53	1		11/16/2011 12:30	11/17/2011 16:32	APG	EPA 8260B ^
Ethylbenzene	<8.5	ug/kg	8.5	27	53	1		11/16/2011 12:30	11/17/2011 16:32	APG	EPA 8260B ^
m & p-Xylene	<19	ug/kg	19	64	110	1		11/16/2011 12:30	11/17/2011 16:32	APG	EPA 8260B ^
Methylene chloride	<43	ug/kg	43	140	110	1		11/16/2011 12:30	11/17/2011 16:32	APG	EPA 8260B ^
o-Xylene	<8.5	ug/kg	8.5	27	53	1		11/16/2011 12:30	11/17/2011 16:32	APG	EPA 8260B ^
Styrene	<6.4	ug/kg	6.4	21	53	1		11/16/2011 12:30	11/17/2011 16:32	APG	EPA 8260B ^
Tetrachloroethene	<8.5	ug/kg	8.5	29	53	1		11/16/2011 12:30	11/17/2011 16:32	APG	EPA 8260B ^
Toluene	<7.5	ug/kg	7.5	27	53	1		11/16/2011 12:30	11/17/2011 16:32	APG	EPA 8260B ^
trans-1,2-Dichloroethene	<12	ug/kg	12	41	53	1		11/16/2011 12:30	11/17/2011 16:32	APG	EPA 8260B ^
trans-1,3-Dichloropropene	<7.5	ug/kg	7.5	25	53	1		11/16/2011 12:30	11/17/2011 16:32	APG	EPA 8260B ^

Solid sample results reported on a Dry Weight Basis

CT LAB#: 101872 Sample Description: C78SS-0006-0001-SO Sampled: 11/10/2011 0930

Analyte	Result	Units	LOD	LOQ	Reporting Limit	Dilution	Qualifier	Prep Date/Time	Analysis Date/Time	Analyst	Method
Trichloroethene	<11	ug/kg	11	34	53	1		11/16/2011 12:30	11/17/2011 16:32	APG	EPA 8260B ^
Trichlorofluoromethane	<14	ug/kg	14	45	53	1		11/16/2011 12:30	11/17/2011 16:32	APG	EPA 8260B ^
Vinyl chloride	<15	ug/kg	15	50	53	1		11/16/2011 12:30	11/17/2011 16:32	APG	EPA 8260B ^
1,2 Dichloroethane-d4	99	% Recovery	80	117	80-117	1		11/16/2011 12:30	11/17/2011 16:32	APG	EPA 8260B
Bromofluorobenzene	103	% Recovery	85	120	85-120	1		11/16/2011 12:30	11/17/2011 16:32	APG	EPA 8260B
d8-Toluene	99	% Recovery	85	115	85-115	1		11/16/2011 12:30	11/17/2011 16:32	APG	EPA 8260B
Dibromofluoromethane	99	% Recovery	82	118	82-118	1		11/16/2011 12:30	11/17/2011 16:32	APG	EPA 8260B

CT LAB#: 101875 Sample Description: C78SS-0009-0002-BD Sampled: 11/10/2011 0930

Analyte	Result	Units	LOD	LOQ	Reporting Limit	Dilution	Qualifier	Prep Date/Time	Analysis Date/Time	Analyst	Method

Sub Lab Results

Asbestos	ATTACHED					1			12/01/2011 00:00	PML	

Solid sample results reported on a Dry Weight Basis

Notes: ^ Indicates the laboratory is NELAP accredited for this analyte by the indicated matrix and method.

All samples were received intact and properly preserved unless otherwise noted. The results reported relate only to the samples tested. This report shall not be reproduced, except in full, without written approval of this laboratory. The Chain of Custody is attached.

This report has been specifically prepared to satisfy project or program requirements. The test results in this report meet NELAP requirements for parameters for which accreditation is required or available. Any exceptions to NELAP requirements are noted in this report. Level of uncertainty measurements only provided upon pre-approved request.

Submitted by: PML

Project Manager
608-356-2760

QC Qualifiers

Code	Description
B	Analyte detected in the associated Method Blank.
C	Toxicity present in BOD sample.
D	Diluted Out.
E	Safe, No Total Coliform detected.
F	Unsafe, Total Coliform detected, no E. Coli detected.
G	Unsafe, Total Coliform detected and E. Coli detected.
H	Holding time exceeded.
J	Estimated value.
L	Significant peaks were detected outside the chromatographic window.
M	Matrix spike and/or Matrix Spike Duplicate recovery outside acceptance limits.
N	Insufficient BOD oxygen depletion.
O	Complete BOD oxygen depletion.
P	Concentration of analyte differs more than 40% between primary and confirmation analysis.
Q	Laboratory Control Sample outside acceptance limits.
R	See Narrative at end of report.
S	Surrogate standard recovery outside acceptance limits due to apparent matrix effects.
T	Sample received with improper preservation or temperature.
U	Analyte concentration was below detection limit.
V	Raised Quantitation or Reporting Limit due to limited sample amount or dilution for matrix background interference.
W	Sample amount received was below program minimum.
X	Analyte exceeded calibration range.
Y	Replicate/Duplicate precision outside acceptance limits.
Z	Specified calibration criteria was not met.

Current CT Laboratories Certifications

Illinois NELAP ID# 200046

Kansas NELAP ID# E-10368

Kentucky ID# 0023

Pennsylvania NELAP ID# 68-04201

New Jersey NELAP ID# WI001

North Carolina ID# 674

Wisconsin (WDNR) Chemistry ID# 157066030

Wisconsin (DATCP) Bacteriology ID# 105-289

DoD-ELAP Accreditation Cert # ADE-1453

Alaska ID # UST-099

Louisiana ID # 115843

GA EPD Stipulation ID 115843, Exp 6-30-12

GA EPD Stipulation

Accreditor: LA NELAP
Scope: Hazardous/Solid Waste
Non-potable water
Effective: 07/012011

Rev. 3/2006

Chain of Custody

Company: PRUDENT
Project Contact: JOHN JENT
Telephone: 502 439-8005
Project Name: PH I RI CC-78
Project Number: W912QR10-P-0052
Project Location:
Sampled By: JENT, MILLER, HERNANDEZ

Regulatory Program:
UST RCRA SDWA NPDES
Solid Waste Other RYAP

CT LABORATORIES
delivering more than data from your environmental analyses

1230 Lange Court, Baraboo, WI 53913
608-356-2760 Fax 608-356-2766
www.ctlaboratories.com

Turnaround Time
~~Normal~~ RUSH*
Date Needed _____

*Notify Lab prior to sending in RUSH samples. Surcharges:
24 hr 200% 2-3 days 100% 4-9 days 50%, subject to change without notice.

Folder #: 88174
Company: USACE - LOUISVILLE
Project: CC-78
Logged By: PML PM: PM

Mail Report To: TOM CHANDA / DEREK KINDER
Company: USACE
Address: 600 MARTIN LUTHER KING PL
City/State/Zip: LOUISVILLE, KY 40202

Invoice To:
Company: SAME
Address:
City/State/Zip:

PO No.

Client Special Instructions:

Landfill License Number:

Filt? Y/N

Collection Date	Collection Time	Grab/ Comp	Sample ID Description	WDNR Well ID #	**Matrix:	TAL METALS 6010B	HG 7471B	SVOCs LOW-LEVEL 8270C	EXPLOSIVES 8330B	PROPELLANTS 8330M/353.2	PESTICIDES 8081A	PCBs 8082	VOCs 8260B	ACM EPA 600/R-93/116	Total # of Containers	Preservation* MeOH	Lab ID #
11-9-2011	0830-1230	C	C785B-023M-0101-50		S	✓	✓	✓	✓	✓	✓	✓		✓			101855
	0830-1230		C785B-023V-0101-50		MS								✓			✓	101856
	0830-1230		C785B-023M-0102-50		S	✓	✓	✓	✓	✓	✓	✓		✓			101857
	0830-1230		C785B-023V-0102-50		MS								✓			✓	101858
	0925		C785B-023M-0001-50		S	✓	✓	✓	✓	✓	✓	✓		✓			101859
	0925		C785B-023V-0001-50		MS								✓			✓	101860
	1000		C785B-023M-0002-50		S	✓	✓	✓	✓	✓	✓	✓		✓			101861
	1000		C785B-023V-0002-50		MS								✓			✓	101862
	1055		C785B-023M-0003-50		S	✓	✓	✓	✓	✓	✓	✓		✓			101863
	1055		C785B-023V-0003-50		MS								✓			✓	101864
	1130		C785B-023M-0004-50		S	✓	✓	✓	✓	✓	✓	✓		✓			101865
	1130		C785B-023V-0004-50		MS								✓			✓	101866
11-9-2011	1210	C	C785B-023M-0005-50		S	✓	✓	✓	✓	✓	✓	✓		✓			101867

Fill in Spaces with Bottles per Test

*** Preservation Code**
A=None B=HCL
C=H2SO4 D=HNO3
E=Encore F=Methanol
G=NaOH
O=Other MeOH

Relinquished By:	Date/Time	Relinquished By:	Date/Time
[signature]	11-10-2011		
Received by:	**Date/Time**	**Received for Laboratory by:**	**Date/Time**
		[signature]	11/11/11 1400

Ice Present Yes No
Temperature 2.1, 1.7
Cooler # 2 COOLERS 5129, 5083
11/11/11 1130 [signature]

****Matrix**
S-Soil A-Air Sl-Sludge M-Misc Waste
GW-Groundwater SW-Surface Water
WW-Wastewater DW-Drinking Water
MS- SOIL IN METHANOL

Rev. 3/2006

Chain of Custody

Page 2 of ____

Company: PRUDENT
Project Contact: JOHN JENT
Telephone: 502 439-8005
Project Name: PHIRI CC-78
Project Number: W912QR-10-P-0052
Project Location: RVAAP
Sampled By: JENT-MILLER-HERNANDEZ

Regulatory Program:
UST RCRA SDWA NPDES
Solid Waste Other RVAAP

CT LABORATORIES
delivering more than data from your environmental analyses

1230 Lange Court, Baraboo, WI 53913
608-356-2760 Fax 608-356-2766
www.ctlaboratories.com

Turnaround Time
Normal RUSH*
Date Needed _____

*Notify Lab prior to sending in RUSH samples. Surcharges: 24 hr 200% 2-3 days 100% 4-9 days 50%, subject to change without notice.

Lab Use Only
Place Header Sticker Here:
88174

Mail Report To: TOM CHANDA
Company: USACE (DEREK KINDER)
Address: 600 MARTIN LUTHER KING PL
City/State/Zip: LOUISVILLE, KY 40202

Invoice To:
Company: SAMF
Address:
City/State/Zip:

PO No.

Client Special Instructions:
CT- PAT LETTERER

Landfill License Number:

Filt? Y/N

Collection Date	Collection Time	Grab/ Comp	Sample ID Description	WDNR Well ID #	**Matrix:	TAL METALS 6010B	HG 7471B	SVOCs LOW LEVEL 8270C	EXPLOSIVES 8330B	PROPELLANTS 8330M/353.2	PESTICIDES 8081A	PCBS 8082	VOCs 8260B	ACM EPA 600/R-93/116	Total # of Containers	Preservation* MeOH	Lab ID #
11-9-2011	1210		C78SB-023V-0005-SO		MS								✓			✓	101868
11-9-2011	1235		C78SB-023M-0006-SO		S	✓	✓	✓	✓	✓	✓	✓		✓			101869
11-9-2011	1235		C78SB-023V-0006-SO		MS								✓			✓	101870
11-10-2011	1010		C78SS-0005-0001-SO		S	✓	✓	✓	✓	✓	✓	✓		✓			101871
11-10-2011	0930		C78SS-0006-0001-SO		MS								✓			✓	101872
11-10-2011	1010		C78SS-0008-0001-SO		S	✗	✗	✓	✓	✓	✓	✓					MS/MSD 101873 PML
11-10-2011	0930		C78SS-0008-0002-SO		M								✓			✓	MS/MSD 101874 PML
11-10-2011	0930		C78SS-0009-0002-BD		S											✓	TRANSITE 101875
			LAST ITEM														

Fill in Spaces with Bottles per Test

*** Preservation Code**
A=None B=HCL
C=H2SO4 D=HNO3
E=Encore F=Methanol
G=NaOH
O=Other _____

Relinquished By:	Date/Time	Relinquished By:	Date/Time
[signature]	11-10-2011		
Received by:	**Date/Time**	**Received for Laboratory by:**	**Date/Time**
		[signature]	11/11/11 1400

Ice Present Yes No
Temperature 2.1, 1.7
Cooler # 5129, 5083
11/11/11 1130 [signature]

****Matrix**
S-Soil A-Air SI-Sludge M-Misc Waste
GW-Groundwater SW-Surface Water
WW-Wastewater DW-Drinking Water
MS- SOIL IN METHANOL

88174 - Page 2 of 53

EMSL Analytical, Inc.
2001 East 52nd St., Indianapolis, IN 46205
Phone: (317) 803-2997 Fax: (317) 803-3047 Email: indianapolislab@emsl.com

Attn: **Pat Letterer**
CT Laboratories
1230 Lange Court
Baraboo, WI 53913-3109

Fax: (608) 356-2766 Phone: (608) 356-2760
Project: **CC-78**

Customer ID: CTLA62
Customer PO: 88174EMSLIN
Received: 11/16/11 10:15 AM
EMSL Order: 161121005

EMSL Proj:
Analysis Date: 11/30/2011

Test Report: PLM Analysis of Bulk Samples for Asbestos via EPA 600/R-93/116 Method with CARB 435 Prep (Milling) Level A for 0.25% Target Analytical Sensitivity

			Non-Asbestos		Asbestos
Sample	**Description**	**Appearance**	**% Fibrous**	**% Non-Fibrous**	**% Type**
101855 *161121005-0001*		Tan Non-Fibrous Homogeneous		100.00% Non-fibrous (other)	**None Detected**
101857 *161121005-0002*		Tan Non-Fibrous Homogeneous		100.00% Non-fibrous (other)	**None Detected**
101859 *161121005-0003*		Tan Non-Fibrous Homogeneous		100.00% Non-fibrous (other)	**None Detected**
101861 *161121005-0004*		Tan Non-Fibrous Homogeneous		100.00% Non-fibrous (other)	**None Detected**
101863 *161121005-0005*		Tan Non-Fibrous Homogeneous		100.00% Non-fibrous (other)	**None Detected**
101865 *161121005-0006*		Tan Non-Fibrous Homogeneous		100.00% Non-fibrous (other)	**None Detected**
101867 *161121005-0007*		Tan Non-Fibrous Homogeneous		100.00% Non-fibrous (other)	**None Detected**
101869 *161121005-0008*		Tan Non-Fibrous Homogeneous		100.00% Non-fibrous (other)	**None Detected**
101871 *161121005-0009*		Brown Non-Fibrous Homogeneous		100.00% Non-fibrous (other)	**None Detected**

Initial report from 11/30/2011 14:14:24

Analyst(s)
Craig Nixon (3)
Nathan Husted (6)

Richard Harding, Laboratory Manager
or other approved signatory

This report relates only to the samples listed above and may not be reproduced except in full, without EMSL's written approval. This report must not be used by the client to claim product certification, approval, or endorsement by NVLAP, NIST, or any agency of the federal government. EMSL is not responsible for sample collection activities or method limitations. Some samples may contain asbestos fibers below the resolution limit of PLM. EMSL recommends that samples reported as none detected or less than the limit of detection undergo additional analysis via TEM. Samples received in good condition unless otherwise noted.
Samples analyzed by EMSL Analytical, Inc. Indianapolis, IN

THIS IS THE LAST PAGE OF THE REPORT.

EMSL Analytical, Inc.
2001 East 52nd St., Indianapolis, IN 46205
Phone: (317) 803-2997 Fax: (317) 803-3047 Email: indianapolislab@emsl.com

Attn: **Pat Letterer**
CT Laboratories
1230 Lange Court
Baraboo, WI 53913-3109

Fax: (608) 356-2766 Phone: (608) 356-2760
Project: **CC-78**

Customer ID: CTLA62
Customer PO: 88174EMSLIN
Received: 11/16/11 10:15 AM
EMSL Order: 161121005

EMSL Proj:
Analysis Date: 11/30/2011

Test Report: Asbestos Analysis of Bulk Materials via EPA 600/R-93/116 and/or EPA 600/M4-82-020 Method(s) using Polarized Light Microscopy

			Non-Asbestos		Asbestos
Sample	**Description**	**Appearance**	**% Fibrous**	**% Non-Fibrous**	**% Type**
101875 *161121005-0010*		Gray Fibrous Homogeneous		85% Non-fibrous (other)	**15% Chrysotile**

Initial report from 11/30/2011 14:14:24

Analyst(s)

Craig Nixon (1)

Richard Harding, Laboratory Manager
or other approved signatory

Due to magnification limitations inherent in PLM, asbestos fibers in dimensions below the resolution capability of PLM may not be detected. Samples reported as <1% or none detected may require additional testing by TEM to confirm asbestos quantities. The limit of detection as stated in the method is 1%. The above test report relates only to the items tested and may not be reproduced in any form without the express written approval of EMSL Analytical, Inc. EMSL's liability is limited to the cost of analysis. EMSL bears no responsibility for sample collection activities or analytical method limitations. Interpretation and use of test results are the responsibility of the client. The test results contained within this report meet the requirements of NELAC unless otherwise noted. Samples received in good condition unless otherwise noted.

Samples analyzed by EMSL Analytical, Inc. Indianapolis, IN

161121005

CT LABORATORIES

delivering more than data from your environmental analyses

1230 Lange Court • Baraboo, WI 53913 • 608-356-2760
www.ctlaboratories.com

Sub-Contract Laboratory Chain-of-Custody and Purchase Order

PURCHASE ORDER # 88174 EMSLIN

The PO# must appear on all invoice and reports!

Upon Receipt of Samples, please verify that samples were received in acceptable condition then sign this form and fax to (608)356-2766 or email to the project manager. Sample temperature, upon receipt, must be recorded on this document unless thermal preservation is not a method requirement.

Ship to: **EMSL Analytical Inc. - IN**
2001 East 52nd Street
Indianapolis, IN 46205

Return Invoice and Results to: **pletterer@ctlaboratories.com**

CTLaboratories
Pat Letterer
1230 Lange Court
Baraboo WI 53913

Date Due: 11-30-11 2wk. ***RUSH TURNAROUND NEEDED? Y or N (Circle One)***

Project Name: CC-78 **Project State:** OH

Analytical/QC Criteria: NONE INDICATED STATE DOD QSM NELAP (Circle one) OTHER

Report results as EDD? N Y (Circle one and indicate type:) Data Deliverable Package LEVEL: IV

CTLabs ID#	Sample Date/Time	Matrix	Sample Description	Analyses / Method	Cost
101855	11/9/2011 1230	SOIL	C78SB-023M-0101-SO	PLM CARB 435 Level A	$52.50
101857	11/9/2011 1230	SOIL	C78SB-023M-0102-SO		
101859	11/9/2011 0925	SOIL	C78SB-023M-0001-SO		
101861	11/9/2011 1000	SOIL	C78SB-023M-0002-SO		
101863	11/9/2011 1055	SOIL	C78SB-023M-0003-SO		
101865	11/9/2011 1130	SOIL	C78SB-023M-0004-SO		
101867	11/9/2011 1210	SOIL	C78SB-023M-0005-SO		
101869	11/9/2011 1235	SOIL	C78SB-023M-0006-SO		
101871	11/10/2011 1010	SOIL	C78SS-0005-0001-SO		
101875	11/10/2011 0930	SOIL	C78SS-0009-0002-BD		

Relinquished by: Date/Time:

Received by: Date/Time: 11-16-11 1015 Receipt Temperature (C)

COMMENTS:

88174 - Page 74 of 153

161121005

CT LABORATORIES
delivering more than data from your environmental analyses

1230 Lange Court • Baraboo, WI 53913 • 608-356-2760
www.ctlaboratories.com

QC SUMMARY REPORT

USACE - LOUISVILLE **Project Name: CC-78**

SDG #: 0 **Folder #: 88174** **Project Number: W912QR-10-D-0024**

Duplicate

Analytical Run #:	80822	Analysis Date:	11/17/2011	Prep Batch #:		Matrix:	SOIL
CTLab #:	103886	Analysis Time:	14:00	Prep Date/Time:		Method:	SW8000C
Parent Sample #:	101871	Analyst:	BMS	Prep Analyst:			

Analyte	QC sample result	Units	Parent sample result	Qualifier(s)	Spike Amount Added	% Recovery	Control Limits	RPD	RPD Limit
Solids, Percent	95.3	%	95.2					0	8

Lab Control Spike Soil

Analytical Run #:	80918	Analysis Date:	11/29/2011	Prep Batch #:	39458	Matrix:	SOLID
CTLab #:	104626	Analysis Time:	03:36	Prep Date/Time:	11/21/2011 08:00	Method:	SW9056M
Parent Sample #:		Analyst:	RLD	Prep Analyst:	BMS		

Analyte	QC sample result	Units	Parent sample result	Qualifier(s)	Spike Amount Added	% Recovery	Control Limits	RPD	RPD Limit
Nitrocellulose	393	mg/kg			500	79	63 --- 130		

Method Blank Soil

Analytical Run #:	80918	Analysis Date:	11/29/2011	Prep Batch #:	39458	Matrix:	SOLID
CTLab #:	104625	Analysis Time:	03:54	Prep Date/Time:	11/21/2011 08:00	Method:	SW9056M
Parent Sample #:		Analyst:	RLD	Prep Analyst:	BMS		

Analyte	QC sample result	Units	Parent sample result	Qualifier(s)	Spike Amount Added	% Recovery	Control Limits	RPD	RPD Limit
Nitrocellulose	50	mg/kg		U	0		50		

Matrix Spike Duplicate Soil

Analytical Run #:	80918	Analysis Date:	11/29/2011	Prep Batch #:	39458	Matrix:	SOIL
CTLab #:	104628	Analysis Time:	07:48	Prep Date/Time:	11/21/2011 08:00	Method:	SW9056M
Parent Sample #:	104627	Analyst:	RLD	Prep Analyst:	BMS		

Analyte	QC sample result	Units	Parent sample result	Qualifier(s)	Spike Amount Added	% Recovery	Control Limits	RPD	RPD Limit
Nitrocellulose	318	mg/kg	BDL		500	64	63 --- 130	1	20

Matrix Spike Soil

Analytical Run #:	80918	Analysis Date:	11/29/2011	Prep Batch #:	39458	Matrix:	SOIL
CTLab #:	104627	Analysis Time:	07:30	Prep Date/Time:	11/21/2011 08:00	Method:	SW9056M
Parent Sample #:	101871	Analyst:	RLD	Prep Analyst:	BMS		

Analyte	QC sample result	Units	Parent sample result	Qualifier(s)	Spike Amount Added	% Recovery	Control Limits	RPD	RPD Limit
Nitrocellulose	316	mg/kg	BDL		500	63	63 --- 130		

Duplicate

Analytical Run #:	80892	Analysis Date:	11/22/2011	Prep Batch #:	39442	Matrix:	SOIL
CTLab #:	104126	Analysis Time:	12:24	Prep Date/Time:	11/21/2011 08:00	Method:	SW6010
Parent Sample #:	101871	Analyst:	NAH	Prep Analyst:	NAH		

Analyte	QC sample result	Units	Parent sample result	Qualifier(s)	Spike Amount Added	% Recovery	Control Limits	RPD	RPD Limit
Aluminum	6360	mg/kg	111000.				9.6	9	20
Antimony	2.6	mg/kg	46.6				32	6	20
Arsenic	7.8	mg/kg	144.				32	3	20
Barium	79.3	mg/kg	1390.				2.0	8	20
Beryllium	0.64	mg/kg	11.3				1.60	7	20
Cadmium	0.31	mg/kg	9.99				1.60	52	20
Calcium	3270	mg/kg	57600.				56	8	20
Chromium	74.1	mg/kg	1350.				5.6	4	20
Cobalt	7.1	mg/kg	133.				9.6	1	20
Copper	39.9	mg/kg	708.				16.0	7	20
Iron	33700	mg/kg	598000.				72	7	20
Lead	147	mg/kg	2770.				10.0	1	20
Magnesium	1660	mg/kg	30400.				32	4	20
Manganese	651	mg/kg	11500.				6.0	8	20
Nickel	21.6	mg/kg	337.				4.8	20	20
Selenium	0.83	mg/kg	16.9				16.0	61	20
Silver	0.069	mg/kg	3.22				4.0	20	20
Thallium	0.53	mg/kg	19.0				19	7	20
Vanadium	13.5	mg/kg	245.				3.2	5	20
Zinc	132	mg/kg	2490.				12.0	1	20

Lab Control Spike Soil

Analytical Run #:	80892	Analysis Date:	11/22/2011	Prep Batch #:	39442	Matrix:	SOLID
CTLab #:	104130	Analysis Time:	10:34	Prep Date/Time:	11/21/2011 08:00	Method:	SW6010
Parent Sample #:		Analyst:	NAH	Prep Analyst:	NAH		

Analyte	QC sample result	Units	Parent sample result	Qualifier(s)	Spike Amount Added	% Recovery	Control Limits	RPD	RPD Limit
Aluminum	108	mg/kg			100	108	80 --- 120		
Antimony	23.3	mg/kg			25.0	93	80 --- 120		
Arsenic	104	mg/kg			100	104	80 --- 120		
Barium	105	mg/kg			100	105	80 --- 120		
Beryllium	2.5	mg/kg			2.5	100	80 --- 120		
Cadmium	2.4	mg/kg			2.5	96	80 --- 120		
Calcium	5250	mg/kg			5000	105	80 --- 120		
Chromium	9.8	mg/kg			10.0	98	80 --- 120		
Cobalt	24.3	mg/kg			25.0	97	80 --- 120		
Copper	13.1	mg/kg			12.5	105	80 --- 120		
Iron	52.5	mg/kg			50.0	105	80 --- 120		
Lead	22.4	mg/kg			25.0	90	80 --- 120		
Magnesium	2530	mg/kg			2500	101	80 --- 120		
Manganese	24.7	mg/kg			25.0	99	80 --- 120		
Nickel	22.7	mg/kg			25.0	91	80 --- 120		
Selenium	98.5	mg/kg			100	98	80 --- 120		
Silver	2.3	mg/kg			2.5	92	75 --- 120		
Thallium	108	mg/kg			100	108	80 --- 120		
Vanadium	26.0	mg/kg			25.0	104	80 --- 120		
Zinc	23.8	mg/kg			25.0	95	80 --- 120		

Method Blank Soil

Analytical Run #:	80892	Analysis Date:	11/22/2011	Prep Batch #:	39442	Matrix:	SOLID
CTLab #:	104129	Analysis Time:	10:41	Prep Date/Time:	11/21/2011 08:00	Method:	SW6010
Parent Sample #:		Analyst:	NAH	Prep Analyst:	NAH		

Analyte	QC sample result	Units	Parent sample result	Qualifier(s)	Spike Amount Added	% Recovery	Control Limits	RPD	RPD Limit
Aluminum	0.12	mg/kg		U	0		0.12		
Antimony	0.40	mg/kg		U	0		0.40		
Arsenic	0.40	mg/kg		U	0		0.40		
Barium	0.025	mg/kg		U	0		0.025		
Beryllium	0.020	mg/kg		U	0		0.020		
Cadmium	0.020	mg/kg		U	0		0.020		
Calcium	0.70	mg/kg		U	0		0.70		
Chromium	0.125	mg/kg		U	0		0.125		
Cobalt	0.12	mg/kg		U	0		0.12		
Copper	0.20	mg/kg		U	0		0.20		
Iron	0.9	mg/kg		U	0		0.9		
Lead	0.125	mg/kg		U	0		0.125		
Magnesium	0.40	mg/kg		U	0		0.40		
Manganese	0.075	mg/kg		U	0		0.075		
Nickel	0.060	mg/kg		U	0		0.060		
Selenium	0.20	mg/kg		U	0		0.20		
Silver	0.050	mg/kg		U	0		0.050		
Thallium	0.24	mg/kg		U	0		0.24		
Vanadium	0.040	mg/kg		U	0		0.040		
Zinc	0.15	mg/kg		U	0		0.15		

Matrix Spike Duplicate Soil

Analytical Run #:	80892	Analysis Date:	11/22/2011	Prep Batch #:	39442	Matrix:	SOIL
CTLab #:	104128	Analysis Time:	12:38	Prep Date/Time:	11/21/2011 08:00	Method:	SW6010
Parent Sample #:	104127	Analyst:	NAH	Prep Analyst:	NAH		

Analyte	QC sample result	Units	Parent sample result	Qualifier(s)	Spike Amount Added	% Recovery	Control Limits			RPD	RPD Limit
Aluminum	6090	mg/kg	5830		105	248	80	---	120	22	20
Antimony	12.5	mg/kg	2.4		26.3	38	80	---	120	5	20
Arsenic	113	mg/kg	7.6		105	100	80	---	120	3	20
Barium	179	mg/kg	73.0		105	101	80	---	120	12	20
Beryllium	3.1	mg/kg	0.59		2.6	97	80	---	120	8	20
Cadmium	2.9	mg/kg	0.52		2.6	92	80	---	120	9	20
Calcium	8140	mg/kg	3030		5250	97	80	---	120	13	20
Chromium	99.8	mg/kg	70.9		10.5	275	80	---	120	8	20
Cobalt	29.6	mg/kg	7.0		26.3	86	80	---	120	19	20
Copper	47.3	mg/kg	37.2		13.1	77	80	---	120	17	20
Iron	29100	mg/kg	31400		52.5	0	80	---	120	24	20
Lead	164	mg/kg	145		26.3	72	80	---	120	22	20
Magnesium	4000	mg/kg	1600		2630	91	80	---	120	13	20
Manganese	604	mg/kg	604		26.3	0	80	---	120	21	20
Nickel	44.1	mg/kg	17.7		26.3	100	80	---	120	13	20
Selenium	104	mg/kg	0.44		105	99	80	---	120	1	20
Silver	2.4	mg/kg	0.085		2.6	89	80	---	120	6	20
Thallium	106	mg/kg	0.50		105	100	80	---	120	0	20
Vanadium	33.9	mg/kg	12.9		26.3	80	80	---	120	11	20
Zinc	146	mg/kg	131		26.3	57	80	---	120	21	20

Matrix Spike Soil

Analytical Run #:	80892	Analysis Date:	11/22/2011	Prep Batch #:	39442	Matrix:	SOIL
CTLab #:	104127	Analysis Time:	12:31	Prep Date/Time:	11/21/2011 08:00	Method:	SW6010
Parent Sample #:	101871	Analyst:	NAH	Prep Analyst:	NAH		

Analyte	QC sample result	Units	Parent sample result	Qualifier(s)	Spike Amount Added	% Recovery	Control Limits	RPD	RPD Limit
Aluminum	7560	mg/kg	5830		105	1648	80 --- 120		
Antimony	11.9	mg/kg	2.4		26.3	36	80 --- 120		
Arsenic	117	mg/kg	7.6		105	104	80 --- 120		
Barium	202	mg/kg	73.0		105	123	80 --- 120		
Beryllium	3.4	mg/kg	0.59		2.6	108	80 --- 120		
Cadmium	3.1	mg/kg	0.52		2.6	99	80 --- 120		
Calcium	9240	mg/kg	3030		5250	118	80 --- 120		
Chromium	92.4	mg/kg	70.9		10.5	205	80 --- 120		
Cobalt	35.9	mg/kg	7.0		26.3	110	80 --- 120		
Copper	56.2	mg/kg	37.2		13.1	145	80 --- 120		
Iron	36900	mg/kg	31400		52.5	10476	80 --- 120		
Lead	205	mg/kg	145		26.3	228	80 --- 120		
Magnesium	4580	mg/kg	1600		2630	113	80 --- 120		
Manganese	746	mg/kg	604		26.3	540	80 --- 120		
Nickel	50.1	mg/kg	17.7		26.3	123	80 --- 120		
Selenium	103	mg/kg	0.44		105	98	80 --- 120		
Silver	2.5	mg/kg	0.085		2.6	93	80 --- 120		
Thallium	106	mg/kg	0.50		105	100	80 --- 120		
Vanadium	37.7	mg/kg	12.9		26.3	94	80 --- 120		
Zinc	181	mg/kg	131		26.3	190	80 --- 120		

Duplicate

Analytical Run #:	80893	Analysis Date:	11/22/2011	Prep Batch #:	39442	Matrix:	SOIL
CTLab #:	104126	Analysis Time:	09:29	Prep Date/Time:	11/21/2011 08:00	Method:	SW6010
Parent Sample #:	101871	Analyst:	NAH	Prep Analyst:	NAH		

Analyte	QC sample result	Units	Parent sample result	Qualifier(s)	Spike Amount Added	% Recovery	Control Limits	RPD	RPD Limit
Potassium	735	mg/kg	27.9				2640	0	20

Duplicate

Analytical Run #:	80893	Analysis Date:	11/22/2011	Prep Batch #:	39442	Matrix:	SOIL
CTLab #:	104126	Analysis Time:	09:29	Prep Date/Time:	11/21/2011 08:00	Method:	SW6010
Parent Sample #:	101871	Analyst:	NAH	Prep Analyst:	NAH		

Analyte	QC sample result	Units	Parent sample result	Qualifier(s)	Spike Amount Added	% Recovery	Control Limits	RPD	RPD Limit
Sodium	4.20	mg/kg	BDL	U			960	0	20

Lab Control Spike Soil

Analytical Run #:	80893	Analysis Date:	11/22/2011	Prep Batch #:	39442	Matrix:	SOLID
CTLab #:	104130	Analysis Time:	08:55	Prep Date/Time:	11/21/2011 08:00	Method:	SW6010
Parent Sample #:		Analyst:	NAH	Prep Analyst:	NAH		

Analyte	QC sample result	Units	Parent sample result	Qualifier(s)	Spike Amount Added	% Recovery	Control Limits	RPD	RPD Limit
Potassium	2230	mg/kg			2500	89	80 --- 120		

Lab Control Spike Soil

Analytical Run #:	80893	Analysis Date:	11/22/2011	Prep Batch #:	39442	Matrix:	SOLID
CTLab #:	104130	Analysis Time:	08:55	Prep Date/Time:	11/21/2011 08:00	Method:	SW6010
Parent Sample #:		Analyst:	NAH	Prep Analyst:	NAH		

Analyte	QC sample result	Units	Parent sample result	Qualifier(s)	Spike Amount Added	% Recovery	Control Limits	RPD	RPD Limit
Sodium	2270	mg/kg			2500	91	80 --- 120		

Method Blank Soil

Analytical Run #:	80893	Analysis Date:	11/22/2011	Prep Batch #:	39442	Matrix:	SOLID
CTLab #:	104129	Analysis Time:	08:57	Prep Date/Time:	11/21/2011 08:00	Method:	SW6010
Parent Sample #:		Analyst:	NAH	Prep Analyst:	NAH		

Analyte	QC sample result	Units	Parent sample result	Qualifier(s)	Spike Amount Added	% Recovery	Control Limits	RPD	RPD Limit
Potassium	33	mg/kg		U	0		33		

Method Blank Soil

Analytical Run #:	80893	Analysis Date:	11/22/2011	Prep Batch #:	39442	Matrix:	SOLID
CTLab #:	104129	Analysis Time:	08:57	Prep Date/Time:	11/21/2011 08:00	Method:	SW6010
Parent Sample #:		Analyst:	NAH	Prep Analyst:	NAH		

Analyte	QC sample result	Units	Parent sample result	Qualifier(s)	Spike Amount Added	% Recovery	Control Limits	RPD	RPD Limit
Sodium	12	mg/kg		U	0		12		

Matrix Spike Duplicate Soil

Analytical Run #:	80893	Analysis Date:	11/22/2011	Prep Batch #:	39442	Matrix:	SOIL
CTLab #:	104128	Analysis Time:	09:34	Prep Date/Time:	11/21/2011 08:00	Method:	SW6010
Parent Sample #:	104127	Analyst:	NAH	Prep Analyst:	NAH		

Analyte	QC sample result	Units	Parent sample result	Qualifier(s)	Spike Amount Added	% Recovery	Control Limits	RPD	RPD Limit
Potassium	3150	mg/kg	733		2630	92	80 --- 120	2	20

Matrix Spike Duplicate Soil

Analytical Run #:	80893	Analysis Date:	11/22/2011	Prep Batch #:	39442	Matrix:	SOIL
CTLab #:	104128	Analysis Time:	09:34	Prep Date/Time:	11/21/2011 08:00	Method:	SW6010
Parent Sample #:	104127	Analyst:	NAH	Prep Analyst:	NAH		

Analyte	QC sample result	Units	Parent sample result	Qualifier(s)	Spike Amount Added	% Recovery	Control Limits	RPD	RPD Limit
Sodium	2370	mg/kg	BDL		2630	90	80 --- 120	1	20

Matrix Spike Soil

Analytical Run #:	80893	Analysis Date:	11/22/2011	Prep Batch #:	39442	Matrix:	SOIL
CTLab #:	104127	Analysis Time:	09:32	Prep Date/Time:	11/21/2011 08:00	Method:	SW6010
Parent Sample #:	101871	Analyst:	NAH	Prep Analyst:	NAH		

Analyte	QC sample result	Units	Parent sample result	Qualifier(s)	Spike Amount Added	% Recovery	Control Limits	RPD	RPD Limit
Potassium	3200	mg/kg	733		2630	94	80 --- 120		

Matrix Spike Soil

Analytical Run #:	80893	Analysis Date:	11/22/2011	Prep Batch #:	39442	Matrix:	SOIL
CTLab #:	104127	Analysis Time:	09:32	Prep Date/Time:	11/21/2011 08:00	Method:	SW6010
Parent Sample #:	101871	Analyst:	NAH	Prep Analyst:	NAH		

Analyte	QC sample result	Units	Parent sample result	Qualifier(s)	Spike Amount Added	% Recovery	Control Limits	RPD	RPD Limit
Sodium	2400	mg/kg	BDL		2630	91	80 --- 120		

Duplicate

Analytical Run #:	80903	Analysis Date:	11/22/2011	Prep Batch #:	39448	Matrix:	SOIL
CTLab #:	104235	Analysis Time:	10:55	Prep Date/Time:	11/21/2011 12:00	Method:	SW7471
Parent Sample #:	101871	Analyst:	GCE	Prep Analyst:	GCE		

Analyte	QC sample result	Units	Parent sample result	Qualifier(s)	Spike Amount Added	% Recovery	Control Limits	RPD	RPD Limit
Mercury	0.039	mg/kg	0.91				0.20	12	20

Lab Control Spike Soil

Analytical Run #:	80903	Analysis Date:	11/22/2011	Prep Batch #:	39448	Matrix:	SOLID
CTLab #:	104239	Analysis Time:	10:29	Prep Date/Time:	11/21/2011 12:00	Method:	SW7471
Parent Sample #:		Analyst:	GCE	Prep Analyst:	GCE		

Analyte	QC sample result	Units	Parent sample result	Qualifier(s)	Spike Amount Added	% Recovery	Control Limits	RPD	RPD Limit
Mercury	0.078	mg/kg			0.083	94	80 --- 120		

Method Blank Soil

Analytical Run #:	80903	Analysis Date:	11/22/2011	Prep Batch #:	39448	Matrix:	SOLID
CTLab #:	104238	Analysis Time:	10:30	Prep Date/Time:	11/21/2011 12:00	Method:	SW7471
Parent Sample #:		Analyst:	GCE	Prep Analyst:	GCE		

Analyte	QC sample result	Units	Parent sample result	Qualifier(s)	Spike Amount Added	% Recovery	Control Limits	RPD	RPD Limit
Mercury	0.00415	mg/kg		U	0		00415		

Matrix Spike Duplicate Soil

Analytical Run #:	80903	Analysis Date:	11/22/2011	Prep Batch #:	39448	Matrix:	SOIL
CTLab #:	104237	Analysis Time:	10:58	Prep Date/Time:	11/21/2011 12:00	Method:	SW7471
Parent Sample #:	104236	Analyst:	GCE	Prep Analyst:	GCE		

Analyte	QC sample result	Units	Parent sample result	Qualifier(s)	Spike Amount Added	% Recovery	Control Limits	RPD	RPD Limit
Mercury	0.12	mg/kg	0.043		0.094	82	80 --- 120	1	20

Matrix Spike Soil

Analytical Run #:	80903	Analysis Date:	11/22/2011	Prep Batch #:	39448	Matrix:	SOIL
CTLab #:	104236	Analysis Time:	10:56	Prep Date/Time:	11/21/2011 12:00	Method:	SW7471
Parent Sample #:	101871	Analyst:	GCE	Prep Analyst:	GCE		

Analyte	QC sample result	Units	Parent sample result	Qualifier(s)	Spike Amount Added	% Recovery	Control Limits	RPD	RPD Limit
Mercury	0.12	mg/kg	0.043		0.095	81	80 --- 120		

Lab Control Spike Soil

Analytical Run #:	80782	Analysis Date:	11/17/2011	Prep Batch #:	39380	Matrix:	SOLID
CTLab #:	102995	Analysis Time:	10:04	Prep Date/Time:	11/16/2011 12:30	Method:	SW8260B
Parent Sample #:		Analyst:	APG	Prep Analyst:	APG		

Analyte	QC sample result	Units	Parent sample result	Qualifier(s)	Spike Amount Added	% Recovery	Control Limits			RPD	RPD Limit
1,1,1-Trichloroethane	452	ug/kg			500	90	70	---	135		
1,1,2,2-Tetrachloroethane	464	ug/kg			500	93	55	---	130		
1,1,2-Trichloroethane	453	ug/kg			500	91	60	---	125		
1,1-Dichloroethane	449	ug/kg			500	90	75	---	125		
1,1-Dichloroethene	445	ug/kg			500	89	65	---	135		
1,2 Dichloroethane-d4	99.0	% Recovery			100	99.0	78	---	118		
1,2-Dibromoethane	467	ug/kg			500	93	70	---	125		
1,2-Dichloroethane	464	ug/kg			500	93	70	---	135		
1,2-Dichloropropane	448	ug/kg			500	90	70	---	120		
2-Butanone	4620	ug/kg			5000	92	30	---	160		
2-Hexanone	4840	ug/kg			5000	97	45	---	145		
4-Methyl-2-pentanone	4700	ug/kg			5000	94	45	---	145		
Acetone	4680	ug/kg			5000	94	20	---	160		
Benzene	449	ug/kg			500	90	75	---	125		
Bromochloromethane	458	ug/kg			500	92	70	---	125		
Bromodichloromethane	452	ug/kg			500	90	70	---	130		
Bromofluorobenzene	100	% Recovery			100	100	85	---	120		
Bromoform	458	ug/kg			500	92	55	---	135		
Bromomethane	482	ug/kg			500	96	30	---	160		
Carbon disulfide	881	ug/kg			1000	88	45	---	160		
Carbon tetrachloride	449	ug/kg			500	90	65	---	135		
Chlorobenzene	452	ug/kg			500	90	75	---	125		
Chloroethane	392	ug/kg			500	78	40	---	155		
Chloroform	443	ug/kg			500	89	70	---	125		
Chloromethane	431	ug/kg			500	86	50	---	130		
cis-1,2-Dichloroethene	433	ug/kg			500	87	65	---	125		
cis-1,3-Dichloropropene	456	ug/kg			500	91	70	---	125		
d8-Toluene	100	% Recovery			100	100	85	---	115		
Dibromochloromethane	463	ug/kg			500	93	65	---	130		
Dibromofluoromethane	99.0	% Recovery			100	99.0	79	---	119		
Ethylbenzene	456	ug/kg			500	91	75	---	125		
m & p-Xylene	934	ug/kg			1000	93	80	---	125		
Methylene chloride	448	ug/kg			500	90	55	---	140		
Naphthalene	458	ug/kg			500	92	40	---	125		
o-Xylene	468	ug/kg			500	94	75	---	125		
Styrene	463	ug/kg			500	93	75	---	125		
Tetrachloroethene	442	ug/kg			500	88	65	---	140		
Toluene	461	ug/kg			500	92	70	---	125		
trans-1,2-Dichloroethene	452	ug/kg			500	90	65	---	135		
trans-1,3-Dichloropropene	447	ug/kg			500	89	65	---	125		
Trichloroethene	435	ug/kg			500	87	75	---	125		
Trichlorofluoromethane	421	ug/kg			500	84	25	---	185		

Lab Control Spike Soil

Analytical Run #:	80782	Analysis Date:	11/17/2011	Prep Batch #:	39380	Matrix:	SOLID
CTLab #:	102995	Analysis Time:	10:04	Prep Date/Time:	11/16/2011 12:30	Method:	SW8260B
Parent Sample #:		Analyst:	APG	Prep Analyst:	APG		

Analyte	QC sample result	Units	Parent sample result	Qualifier(s)	Spike Amount Added	% Recovery	Control Limits	RPD	RPD Limit
Vinyl chloride	446	ug/kg			500	89	60 --- 125		

Method Blank Soil

Analytical Run #:	80782	Analysis Date:	11/17/2011	Prep Batch #:	39380	Matrix:	SOLID
CTLab #:	102994	Analysis Time:	10:43	Prep Date/Time:	11/16/2011 12:30	Method:	SW8260B
Parent Sample #:		Analyst:	APG	Prep Analyst:	APG		

Analyte	QC sample result	Units	Parent sample result	Qualifier(s)	Spike Amount Added	% Recovery	Control Limits	RPD	RPD Limit
1,1,1-Trichloroethane	25	ug/kg		U	0		25		
1,1,2,2-Tetrachloroethane	25	ug/kg		U	0		25		
1,1,2-Trichloroethane	25	ug/kg		U	0		25		
1,1-Dichloroethane	25	ug/kg		U	0		25		
1,1-Dichloroethene	25	ug/kg		U	0		25		
1,2 Dichloroethane-d4	101	% Recovery			100	101	78 --- 118		
1,2-Dibromoethane	25	ug/kg		U	0		25		
1,2-Dichloroethane	25	ug/kg		U	0		25		
1,2-Dichloropropane	25	ug/kg		U	0		25		
2-Butanone	250	ug/kg		U	0		250		
2-Hexanone	250	ug/kg		U	0		250		
4-Methyl-2-pentanone	250	ug/kg		U	0		250		
Acetone	250	ug/kg		U	0		250		
Benzene	25	ug/kg		U	0		25		
Bromochloromethane	25	ug/kg		U	0		25		
Bromodichloromethane	25	ug/kg		U	0		25		
Bromofluorobenzene	101	% Recovery			100	101	85 --- 120		
Bromoform	25	ug/kg		U	0		25		
Bromomethane	50	ug/kg		U	0		50		
Carbon disulfide	50	ug/kg		U	0		50		
Carbon tetrachloride	25	ug/kg		U	0		25		
Chlorobenzene	25	ug/kg		U	0		25		
Chloroethane	50	ug/kg		U	0		50		
Chloroform	25	ug/kg		U	0		25		
Chloromethane	50	ug/kg		U	0		50		
cis-1,2-Dichloroethene	25	ug/kg		U	0		25		
cis-1,3-Dichloropropene	25	ug/kg		U	0		25		
d8-Toluene	100	% Recovery			100	100	85 --- 115		
Dibromochloromethane	25	ug/kg		U	0		25		
Dibromofluoromethane	98.0	% Recovery			100	98.0	79 --- 119		
Ethylbenzene	25	ug/kg		U	0		25		
m & p-Xylene	50	ug/kg		U	0		50		
Methylene chloride	50	ug/kg		U	0		50		
Naphthalene	25	ug/kg		U	0		25		
o-Xylene	25	ug/kg		U	0		25		
Styrene	25	ug/kg		U	0		25		
Tetrachloroethene	25	ug/kg		U	0		25		
Toluene	25	ug/kg		U	0		25		
trans-1,2-Dichloroethene	25	ug/kg		U	0		25		
trans-1,3-Dichloropropene	25	ug/kg		U	0		25		
Trichloroethene	25	ug/kg		U	0		25		
Trichlorofluoromethane	25	ug/kg		U	0		25		

Method Blank Soil

Analytical Run #:	80782	Analysis Date:	11/17/2011	Prep Batch #:	39380	Matrix:	SOLID
CTLab #:	102994	Analysis Time:	10:43	Prep Date/Time:	11/16/2011 12:30	Method:	SW8260B
Parent Sample #:		Analyst:	APG	Prep Analyst:	APG		

Analyte	QC sample result	Units	Parent sample result	Qualifier(s)	Spike Amount Added	% Recovery	Control Limits	RPD	RPD Limit
Vinyl chloride	25	ug/kg		U	0		25		

Matrix Spike Duplicate Soil

Analytical Run #:	80782	Analysis Date:	11/17/2011	Prep Batch #:	39380	Matrix:	SOIL
CTLab #:	102993	Analysis Time:	18:28	Prep Date/Time:	11/16/2011 12:30	Method:	SW8260B
Parent Sample #:	102992	Analyst:	APG	Prep Analyst:	APG		

Analyte	QC sample result	Units	Parent sample result	Qualifier(s)	Spike Amount Added	% Recovery	Control Limits			RPD	RPD Limit
1,1,1-Trichloroethane	332	ug/kg	BDL		348	95	70	---	135	1	30
1,1,2,2-Tetrachloroethane	337	ug/kg	BDL		348	97	55	---	130	0	30
1,1,2-Trichloroethane	328	ug/kg	BDL		348	94	60	---	125	2	30
1,1-Dichloroethane	332	ug/kg	BDL		348	95	75	---	125	1	30
1,1-Dichloroethene	316	ug/kg	BDL		348	91	65	---	135	3	30
1,2 Dichloroethane-d4	102	% Recovery			100	102	78	---	118		30
1,2-Dibromoethane	327	ug/kg	BDL		348	94	70	---	125	0	30
1,2-Dichloroethane	328	ug/kg	BDL		348	94	70	---	135	1	30
1,2-Dichloropropane	324	ug/kg	BDL		348	93	70	---	120	0	30
2-Butanone	3160	ug/kg	BDL		3480	91	30	---	160	0	30
2-Hexanone	3400	ug/kg	BDL		3480	98	45	---	145	1	30
4-Methyl-2-pentanone	3420	ug/kg	BDL		3480	98	20	---	145	2	30
Acetone	3040	ug/kg	69		3480	85	20	---	160	4	30
Benzene	335	ug/kg	BDL		348	96	75	---	125	0	30
Bromochloromethane	334	ug/kg	BDL		348	96	70	---	125	3	30
Bromodichloromethane	336	ug/kg	BDL		348	97	70	---	130	1	30
Bromofluorobenzene	101	% Recovery			100	101	85	---	120		30
Bromoform	314	ug/kg	BDL		348	90	55	---	135	0	30
Bromomethane	376	ug/kg	BDL		348	108	30	---	160	25	30
Carbon disulfide	674	ug/kg	BDL		695	97	45	---	160	3	30
Carbon tetrachloride	332	ug/kg	BDL		348	95	65	---	135	3	30
Chlorobenzene	332	ug/kg	BDL		348	95	75	---	125	1	30
Chloroethane	330	ug/kg	BDL		348	95	40	---	155	3	30
Chloroform	330	ug/kg	BDL		348	95	70	---	125	2	30
Chloromethane	299	ug/kg	BDL		348	86	50	---	130	4	30
cis-1,2-Dichloroethene	336	ug/kg	BDL		348	97	65	---	125	2	30
cis-1,3-Dichloropropene	321	ug/kg	BDL		348	92	70	---	125	2	30
d8-Toluene	101	% Recovery			100	101	85	---	115		30
Dibromochloromethane	333	ug/kg	BDL		348	96	65	---	130	2	30
Dibromofluoromethane	98.0	% Recovery			100	98.0	79	---	119		30
Ethylbenzene	331	ug/kg	BDL		348	95	75	---	125	1	30
m & p-Xylene	679	ug/kg	BDL		695	98	80	---	125	1	30
Methylene chloride	360	ug/kg	BDL		348	103	55	---	140	2	30
Naphthalene	342	ug/kg	BDL		348	98	40	---	125	4	30
o-Xylene	331	ug/kg	BDL		348	95	75	---	125	0	30
Styrene	341	ug/kg	BDL		348	98	75	---	125	0	30
Tetrachloroethene	322	ug/kg	BDL		348	93	65	---	140	1	30
Toluene	342	ug/kg	BDL		348	98	70	---	125	3	30
trans-1,2-Dichloroethene	321	ug/kg	BDL		348	92	65	---	135	0	30
trans-1,3-Dichloropropene	295	ug/kg	BDL		348	85	65	---	125	0	30
Trichloroethene	333	ug/kg	BDL		348	96	75	---	125	0	30
Trichlorofluoromethane	338	ug/kg	BDL		348	97	25	---	185	1	30

Matrix Spike Duplicate Soil

Analytical Run #:	80782	Analysis Date:	11/17/2011	Prep Batch #:	39380	Matrix:	SOIL
CTLab #:	102993	Analysis Time:	18:28	Prep Date/Time:	11/16/2011 12:30	Method:	SW8260B
Parent Sample #:	102992	Analyst:	APG	Prep Analyst:	APG		

Analyte	QC sample result	Units	Parent sample result	Qualifier(s)	Spike Amount Added	% Recovery	Control Limits	RPD	RPD Limit
Vinyl chloride	305	ug/kg	BDL		348	88	60 --- 125	3	30

Matrix Spike Soil

Analytical Run #:	80782	Analysis Date:	11/17/2011	Prep Batch #:	39380	Matrix:	SOIL
CTLab #:	102992	Analysis Time:	17:49	Prep Date/Time:	11/16/2011 12:30	Method:	SW8260B
Parent Sample #:	101872	Analyst:	APG	Prep Analyst:	APG		

Analyte	QC sample result	Units	Parent sample result	Qualifier(s)	Spike Amount Added	% Recovery	Control Limits			RPD	RPD Limit
1,1,1-Trichloroethane	336	ug/kg	BDL		348	97	70	---	135		
1,1,2,2-Tetrachloroethane	337	ug/kg	BDL		348	97	55	---	130		
1,1,2-Trichloroethane	321	ug/kg	BDL		348	92	60	---	125		
1,1-Dichloroethane	335	ug/kg	BDL		348	96	75	---	125		
1,1-Dichloroethene	326	ug/kg	BDL		348	94	65	---	135		
1,2 Dichloroethane-d4	100	% Recovery			100	100	78	---	118		
1,2-Dibromoethane	328	ug/kg	BDL		348	94	70	---	125		
1,2-Dichloroethane	332	ug/kg	BDL		348	95	70	---	135		
1,2-Dichloropropane	323	ug/kg	BDL		348	93	70	---	120		
2-Butanone	3160	ug/kg	BDL		3480	91	30	---	160		
2-Hexanone	3370	ug/kg	BDL		3480	97	45	---	145		
4-Methyl-2-pentanone	3360	ug/kg	BDL		3480	97	20	---	145		
Acetone	3150	ug/kg	69		3480	89	20	---	160		
Benzene	334	ug/kg	BDL		348	96	75	---	125		
Bromochloromethane	323	ug/kg	BDL		348	93	70	---	125		
Bromodichloromethane	332	ug/kg	BDL		348	95	70	---	130		
Bromofluorobenzene	101	% Recovery			100	101	85	---	120		
Bromoform	315	ug/kg	BDL		348	91	55	---	135		
Bromomethane	291	ug/kg	BDL		348	84	30	---	160		
Carbon disulfide	656	ug/kg	BDL		695	94	45	---	160		
Carbon tetrachloride	322	ug/kg	BDL		348	93	65	---	135		
Chlorobenzene	329	ug/kg	BDL		348	95	75	---	125		
Chloroethane	341	ug/kg	BDL		348	98	40	---	155		
Chloroform	323	ug/kg	BDL		348	93	70	---	125		
Chloromethane	286	ug/kg	BDL		348	82	50	---	130		
cis-1,2-Dichloroethene	328	ug/kg	BDL		348	94	65	---	125		
cis-1,3-Dichloropropene	328	ug/kg	BDL		348	94	70	---	125		
d8-Toluene	99.0	% Recovery			100	99.0	85	---	115		
Dibromochloromethane	328	ug/kg	BDL		348	94	65	---	130		
Dibromofluoromethane	99.0	% Recovery			100	99.0	79	---	119		
Ethylbenzene	335	ug/kg	BDL		348	96	75	---	125		
m & p-Xylene	685	ug/kg	BDL		695	99	80	---	125		
Methylene chloride	365	ug/kg	BDL		348	105	55	---	140		
Naphthalene	356	ug/kg	BDL		348	102	40	---	125		
o-Xylene	331	ug/kg	BDL		348	95	75	---	125		
Styrene	342	ug/kg	BDL		348	98	75	---	125		
Tetrachloroethene	324	ug/kg	BDL		348	93	65	---	140		
Toluene	332	ug/kg	BDL		348	95	70	---	125		
trans-1,2-Dichloroethene	321	ug/kg	BDL		348	92	65	---	135		
trans-1,3-Dichloropropene	295	ug/kg	BDL		348	85	65	---	125		
Trichloroethene	333	ug/kg	BDL		348	96	75	---	125		
Trichlorofluoromethane	341	ug/kg	BDL		348	98	25	---	185		

Matrix Spike Soil

Analytical Run #:	80782	Analysis Date:	11/17/2011	Prep Batch #:	39380	Matrix:	SOIL
CTLab #:	102992	Analysis Time:	17:49	Prep Date/Time:	11/16/2011 12:30	Method:	SW8260B
Parent Sample #:	101872	Analyst:	APG	Prep Analyst:	APG		

Analyte	QC sample result	Units	Parent sample result	Qualifier(s)	Spike Amount Added	% Recovery	Control Limits	RPD	RPD Limit
Vinyl chloride	296	ug/kg	BDL		348	85	60 --- 125		

Lab Control Spike Soil

Analytical Run #:	80887	Analysis Date:	11/21/2011	Prep Batch #:	39400	Matrix:	SOLID
CTLab #:	103253	Analysis Time:	13:43	Prep Date/Time:	11/17/2011 13:00	Method:	SW8082
Parent Sample #:		Analyst:	JJY	Prep Analyst:	SRT		

Analyte	QC sample result	Units	Parent sample result	Qualifier(s)	Spike Amount Added	% Recovery	Control Limits	RPD	RPD Limit
Aroclor-1016	400	ug/kg			500	80	40 --- 140		30
Aroclor-1260	426	ug/kg			500	85	60 --- 130		30
Surr: DCBP	94.4	% Recovery			100	94.4	60 --- 125		30

Method Blank Soil

Analytical Run #:	80887	Analysis Date:	11/21/2011	Prep Batch #:	39400	Matrix:	SOLID
CTLab #:	103252	Analysis Time:	13:25	Prep Date/Time:	11/17/2011 13:00	Method:	SW8082
Parent Sample #:		Analyst:	JJY	Prep Analyst:	SRT		

Analyte	QC sample result	Units	Parent sample result	Qualifier(s)	Spike Amount Added	% Recovery	Control Limits	RPD	RPD Limit
Aroclor-1016	50	ug/kg		U	0		50		
Aroclor-1221	50	ug/kg		U	0		50		
Aroclor-1232	50	ug/kg		U	0		50		
Aroclor-1242	50	ug/kg		U	0		50		
Aroclor-1248	50	ug/kg		U	0		50		
Aroclor-1254	50	ug/kg		U	0		50		
Aroclor-1260	50	ug/kg		U	0		50		
Aroclor-1262	50	ug/kg		U	0		50		
Aroclor-1268	50	ug/kg		U	0		50		
Surr: DCBP	89.7	% Recovery			100	89.7	60 --- 125		

Matrix Spike Duplicate Soil

Analytical Run #:	80887	Analysis Date:	11/21/2011	Prep Batch #:	39400	Matrix:	SOIL
CTLab #:	103251	Analysis Time:	17:36	Prep Date/Time:	11/17/2011 13:00	Method:	SW8082
Parent Sample #:	103250	Analyst:	JJY	Prep Analyst:	SRT		

Analyte	QC sample result	Units	Parent sample result	Qualifier(s)	Spike Amount Added	% Recovery	Control Limits			RPD	RPD Limit
Aroclor-1016	500	ug/kg	BDL		525	95	40	---	140	7	30
Aroclor-1260	964	ug/kg	BDL		525	184	60	---	130	4	30
Surr: DCBP	63.7	% Recovery			100	63.7	60	---	125		

Matrix Spike Soil

Analytical Run #:	80887	Analysis Date:	11/21/2011	Prep Batch #:	39400	Matrix:	SOIL
CTLab #:	103250	Analysis Time:	17:18	Prep Date/Time:	11/17/2011 13:00	Method:	SW8082
Parent Sample #:	101871	Analyst:	JJY	Prep Analyst:	SRT		

Analyte	QC sample result	Units	Parent sample result	Qualifier(s)	Spike Amount Added	% Recovery	Control Limits	RPD	RPD Limit
Aroclor-1016	462	ug/kg	BDL		521	89	40 --- 140		
Aroclor-1260	917	ug/kg	BDL		521	176	60 --- 130		
Surr: DCBP	70.4	% Recovery			100	70.4	60 --- 125		

Lab Control Spike Soil

Analytical Run #:	80888	Analysis Date:	11/29/2011	Prep Batch #:	39401	Matrix:	SOLID
CTLab #:	103263	Analysis Time:	14:49	Prep Date/Time:	11/17/2011 13:00	Method:	SW8081
Parent Sample #:		Analyst:	JJY	Prep Analyst:	SRT		

Analyte	QC sample result	Units	Parent sample result	Qualifier(s)	Spike Amount Added	% Recovery	Control Limits	RPD	RPD Limit
4,4'-DDD	39.4	ug/kg			40.0	98	30 --- 135		
4,4'-DDE	40.4	ug/kg			40.0	101	70 --- 125		
4,4'-DDT	41.2	ug/kg			40.0	103	45 --- 140		
Aldrin	41.4	ug/kg			40.0	104	45 --- 140		
alpha-BHC	42.1	ug/kg			40.0	105	60 --- 125		
alpha-Chlordane	39.9	ug/kg			40.0	100	65 --- 120		
beta-BHC	39.6	ug/kg			40.0	99	60 --- 125		
Chlordane (Technical)	209	ug/kg			250	84	50 --- 150		
delta-BHC	41.1	ug/kg			40.0	103	55 --- 130		
Dieldrin	40.3	ug/kg			40.0	101	65 --- 125		
Endosulfan I	38.2	ug/kg			40.0	96	15 --- 135		
Endosulfan II	38.9	ug/kg			40.0	97	35 --- 140		
Endosulfan sulfate	38.4	ug/kg			40.0	96	60 --- 135		
Endrin	41.9	ug/kg			40.0	105	60 --- 135		
Endrin aldehyde	27.4	ug/kg			40.0	68	35 --- 145		
Endrin ketone	37.7	ug/kg			40.0	94	65 --- 135		
gamma-Chlordane	38.9	ug/kg			40.0	97	65 --- 125		
Heptachlor	36.9	ug/kg			40.0	92	50 --- 140		
Heptachlor epoxide	40.5	ug/kg			40.0	101	65 --- 130		
Lindane	37.2	ug/kg			40.0	93	60 --- 125		
Methoxychlor	45.1	ug/kg			40.0	113	55 --- 145		
SURR:2,4,5,6-CL4-m-xylene	90.1	% Recovery			100	90.1	70 --- 125		
SURR:Decachlorobiphenyl	95.3	% Recovery			100	95.3	55 --- 130		
Toxaphene	239	ug/kg			250	96	50 --- 150		

Method Blank Soil

Analytical Run #:	80888	Analysis Date:	11/29/2011	Prep Batch #:	39401	Matrix:	SOLID
CTLab #:	103262	Analysis Time:	14:36	Prep Date/Time:	11/17/2011 13:00	Method:	SW8081
Parent Sample #:		Analyst:	JJY	Prep Analyst:	SRT		

Analyte	QC sample result	Units	Parent sample result	Qualifier(s)	Spike Amount Added	% Recovery	Control Limits	RPD	RPD Limit
4,4'-DDD	1.2	ug/kg		U	0		1.2		
4,4'-DDE	1.2	ug/kg		U	0		1.2		
4,4'-DDT	1.2	ug/kg		U	0		1.2		
Aldrin	1.2	ug/kg		U	0		1.2		
alpha-BHC	1.2	ug/kg		U	0		1.2		
alpha-Chlordane	1.2	ug/kg		U	0		1.2		
beta-BHC	1.2	ug/kg		U	0		1.2		
Chlordane (Technical)	30	ug/kg		U	0		30		
delta-BHC	1.2	ug/kg		U	0		1.2		
Dieldrin	1.2	ug/kg		U	0		1.2		
Endosulfan I	1.2	ug/kg		U	0		1.2		
Endosulfan II	1.2	ug/kg		U	0		1.2		
Endosulfan sulfate	2.0	ug/kg		U	0		2.0		
Endrin	1.2	ug/kg		U	0		1.2		
Endrin aldehyde	2.0	ug/kg		U	0		2.0		
Endrin ketone	2.0	ug/kg		U	0		2.0		
gamma-Chlordane	1.2	ug/kg		U	0		1.2		
Heptachlor	1.2	ug/kg		U	0		1.2		
Heptachlor epoxide	1.2	ug/kg		U	0		1.2		
Lindane	1.2	ug/kg		U	0		1.2		
Methoxychlor	1.2	ug/kg		U	0		1.2		
SURR:2,4,5,6-CL4-m-xylene	88.8	ug/kg			100	88.8	70 --- 125		
SURR:Decachlorobiphenyl	88.8	% Recovery			100	88.8	55 --- 130		
Toxaphene	30	ug/kg		U	0		30		

Matrix Spike Duplicate Soil

Analytical Run #:	80888	Analysis Date:	11/30/2011	Prep Batch #:	39401	Matrix:	SOIL
CTLab #:	103261	Analysis Time:	20:54	Prep Date/Time:	11/17/2011 13:00	Method:	SW8081
Parent Sample #:	103260	Analyst:	JJY	Prep Analyst:	SRT		

Analyte	QC sample result	Units	Parent sample result	Qualifier(s)	Spike Amount Added	% Recovery	Control Limits			RPD	RPD Limit
4,4'-DDD	39.9	ug/kg	BDL		42.0	95	30	---	135	10	30
4,4'-DDE	79.3	ug/kg	BDL		42.0	189	70	---	125	21	30
4,4'-DDT	75.6	ug/kg	29		42.0	111	45	---	140	10	30
Aldrin	34.7	ug/kg	BDL		42.0	83	45	---	140	4	30
alpha-BHC	38.3	ug/kg	BDL		42.0	91	60	---	125	4	30
alpha-Chlordane	38.9	ug/kg	BDL		42.0	93	65	---	120	0	30
beta-BHC	42.5	ug/kg	BDL		42.0	101	60	---	125	8	30
delta-BHC	38.3	ug/kg	1.6		42.0	87	55	---	130	3	30
Dieldrin	70.4	ug/kg	29		42.0	99	65	---	125	8	30
Endosulfan I	179	ug/kg	170		42.0	21	15	---	135	16	30
Endosulfan II	41.0	ug/kg	2.6		42.0	91	35	---	140	7	30
Endosulfan sulfate	32.0	ug/kg	BDL		42.0	76	60	---	135	11	30
Endrin	49.4	ug/kg	7.9		42.0	99	60	---	135	3	30
Endrin aldehyde	74.6	ug/kg	BDL		42.0	178	35	---	145	24	30
Endrin ketone	39.4	ug/kg	BDL		42.0	94	65	---	135	5	30
gamma-Chlordane	68.8	ug/kg	BDL		42.0	164	65	---	125	6	30
Heptachlor	68.3	ug/kg	BDL		42.0	163	50	---	140	0	30
Heptachlor epoxide	47.8	ug/kg	BDL		42.0	114	65	---	130	3	30
Lindane	37.3	ug/kg	BDL		42.0	89	65	---	125	0	30
Methoxychlor	103	ug/kg	50		42.0	126	55	---	145	22	30
SURR:2,4,5,6-CL4-m-xylene	77.7	% Recovery			100	77.7	70	---	125		
SURR:Decachlorobiphenyl	87.8	% Recovery			100	87.8	55	---	130		

Matrix Spike Soil

Analytical Run #:	80888	Analysis Date:	11/30/2011	Prep Batch #:	39401	Matrix:	SOIL
CTLab #:	103260	Analysis Time:	20:41	Prep Date/Time:	11/17/2011 13:00	Method:	SW8081
Parent Sample #:	101871	Analyst:	JJY	Prep Analyst:	SRT		

Analyte	QC sample result	Units	Parent sample result	Qualifier(s)	Spike Amount Added	% Recovery	Control Limits	RPD	RPD Limit
4,4'-DDD	43.8	ug/kg	BDL		41.7	105	30 --- 135		
4,4'-DDE	63.6	ug/kg	BDL		41.7	153	70 --- 125		
4,4'-DDT	67.7	ug/kg	29		41.7	93	45 --- 140		
Aldrin	36.0	ug/kg	BDL		41.7	86	45 --- 140		
alpha-BHC	39.6	ug/kg	BDL		41.7	95	60 --- 125		
alpha-Chlordane	38.6	ug/kg	BDL		41.7	93	65 --- 120		
beta-BHC	45.9	ug/kg	BDL		41.7	110	60 --- 125		
delta-BHC	39.1	ug/kg	1.6		41.7	90	55 --- 130		
Dieldrin	64.6	ug/kg	29		41.7	85	65 --- 125		
Endosulfan I	209	ug/kg	170		41.7	94	15 --- 135		
Endosulfan II	38.0	ug/kg	2.6		41.7	85	35 --- 140		
Endosulfan sulfate	35.4	ug/kg	BDL		41.7	85	60 --- 135		
Endrin	47.4	ug/kg	7.9		41.7	95	60 --- 135		
Endrin aldehyde	58.4	ug/kg	BDL		41.7	140	35 --- 145		
Endrin ketone	41.2	ug/kg	BDL		41.7	99	65 --- 135		
gamma-Chlordane	64.1	ug/kg	BDL		41.7	154	65 --- 125		
Heptachlor	67.7	ug/kg	BDL		41.7	162	50 --- 140		
Heptachlor epoxide	45.9	ug/kg	BDL		41.7	110	65 --- 130		
Lindane	37.0	ug/kg	BDL		41.7	89	65 --- 125		
Methoxychlor	82.3	ug/kg	50		41.7	77	55 --- 145		
SURR:2,4,5,6-CL4-m-xylene	82.5	% Recovery			100	82.5	70 --- 125		
SURR:Decachlorobiphenyl	79.4	% Recovery			100	79.4	55 --- 130		

Lab Control Spike Soil

Analytical Run #:	80912	Analysis Date:	11/22/2011	Prep Batch #:	39404	Matrix:	SOLID
CTLab #:	103276	Analysis Time:	14:26	Prep Date/Time:	11/17/2011 14:00	Method:	SW8330B
Parent Sample #:		Analyst:	red	Prep Analyst:	RED		

Analyte	QC sample result	Units	Parent sample result	Qualifier(s)	Spike Amount Added	% Recovery	Control Limits			RPD	RPD Limit
1,2-Dinitrobenzene	118	% Recovery			100	118	74	---	128		
1,3,5-Trinitrobenzene	1.77	mg/kg			2.00	88	75	---	122		
1,3-Dinitrobenzene	1.93	mg/kg			2.00	96	78	---	116		
2,4,6-Trinitrotoluene	1.44	mg/kg			2.00	72	68	---	126		
2,4-Dinitrotoluene	1.96	mg/kg			2.00	98	74	---	124		
2,6-Dinitrotoluene	1.87	mg/kg			2.00	94	71	---	122		
2-Amino-4,6-dinitrotoluene	1.91	mg/kg			2.00	96	74	---	118		
2-Nitrotoluene	1.85	mg/kg			2.00	92	76	---	117		
3-Nitrotoluene	1.87	mg/kg			2.00	94	76	---	119		
4-Amino-2,6-dinitrotoluene	1.41	mg/kg			2.00	70	69	---	125		
4-Nitrotoluene	1.83	mg/kg			2.00	92	75	---	120		
HMX	1.91	mg/kg			2.00	96	69	---	120		
Nitrobenzene	1.90	mg/kg			2.00	95	80	---	120		
Nitroglycerin	3.30	mg/kg			4.00	82	66	---	128		
PETN	3.36	mg/kg			4.00	84	68	---	128		
RDX	1.81	mg/kg			2.00	90	69	---	123		
Tetryl	1.04	mg/kg			2.00	52	1	---	157		

Method Blank Soil

Analytical Run #:	80912	Analysis Date:	11/22/2011	Prep Batch #:	39404	Matrix:	SOLID
CTLab #:	103275	Analysis Time:	14:08	Prep Date/Time:	11/17/2011 14:00	Method:	SW8330B
Parent Sample #:		Analyst:	red	Prep Analyst:	RED		

Analyte	QC sample result	Units	Parent sample result	Qualifier(s)	Spike Amount Added	% Recovery	Control Limits	RPD	RPD Limit
1,2-Dinitrobenzene	95.9	% Recovery			100	95.9	74 --- 128		
1,3,5-Trinitrobenzene	0.25	mg/kg		U	0		0.25		
1,3-Dinitrobenzene	0.20	mg/kg		U	0		0.20		
2,4,6-Trinitrotoluene	0.20	mg/kg		U	0		0.20		
2,4-Dinitrotoluene	0.25	mg/kg		U	0		0.25		
2,6-Dinitrotoluene	0.25	mg/kg		U	0		0.25		
2-Amino-4,6-dinitrotoluene	0.20	mg/kg		U	0		0.20		
2-Nitrotoluene	0.25	mg/kg		U	0		0.25		
3-Nitrotoluene	0.20	mg/kg		U	0		0.20		
4-Amino-2,6-dinitrotoluene	0.20	mg/kg		U	0		0.20		
4-Nitrotoluene	0.20	mg/kg		U	0		0.20		
HMX	0.20	mg/kg		U	0		0.20		
Nitrobenzene	0.20	mg/kg		U	0		0.20		
Nitroglycerin	1.0	mg/kg		U	0		1.0		
PETN	1.0	mg/kg		U	0		1.0		
RDX	0.25	mg/kg		U	0		0.25		
Tetryl	0.20	mg/kg		U	0		0.20		

Matrix Spike Duplicate Soil

Analytical Run #:	80912	Analysis Date:	11/22/2011	Prep Batch #:	39404	Matrix:	SOIL
CTLab #:	103273	Analysis Time:	18:42	Prep Date/Time:	11/17/2011 14:00	Method:	SW8330B
Parent Sample #:	103272	Analyst:	red	Prep Analyst:	RED		

Analyte	QC sample result	Units	Parent sample result	Qualifier(s)	Spike Amount Added	% Recovery	Control Limits			RPD	RPD Limit
1,2-Dinitrobenzene	76.1	% Recovery			100	76.1	74	---	128		
1,3,5-Trinitrobenzene	1.83	mg/kg	BDL		2.01	91	75	---	122	3	18
1,3-Dinitrobenzene	1.90	mg/kg	BDL		2.01	95	78	---	116	3	21
2,4,6-Trinitrotoluene	6.76	mg/kg	4.5		2.01	112	68	---	126	1	26
2,4-Dinitrotoluene	1.96	mg/kg	BDL		2.01	98	74	---	124	5	34
2,6-Dinitrotoluene	1.57	mg/kg	BDL		2.01	78	71	---	122	4	28
2-Amino-4,6-dinitrotoluene	2.35	mg/kg	0.44		2.01	95	74	---	118	6	19
2-Nitrotoluene	1.88	mg/kg	BDL		2.01	94	76	---	117	6	17
3-Nitrotoluene	1.97	mg/kg	BDL		2.01	98	76	---	119	6	20
4-Amino-2,6-dinitrotoluene	2.16	mg/kg	0.74		2.01	71	69	---	125	3	25
4-Nitrotoluene	1.91	mg/kg	BDL		2.01	95	75	---	120	9	22
HMX	1.71	mg/kg	BDL		2.01	85	69	---	120	2	24
Nitrobenzene	1.91	mg/kg	BDL		2.01	95	80	---	120	1	21
Nitroglycerin	7.28	mg/kg	BDL		8.04	91	66	---	128	13	24
PETN	7.06	mg/kg	BDL		8.04	88	68	---	128	3	22
RDX	1.74	mg/kg	BDL		2.01	87	69	---	123	4	32
Tetryl	1.37	mg/kg	BDL		2.01	68	1	---	157	2	27

Matrix Spike Soil

Analytical Run #:	80912	Analysis Date:	11/22/2011	Prep Batch #:	39404	Matrix:	SOIL
CTLab #:	103272	Analysis Time:	18:24	Prep Date/Time:	11/17/2011 14:00	Method:	SW8330B
Parent Sample #:	101871	Analyst:	red	Prep Analyst:	RED		

Analyte	QC sample result	Units	Parent sample result	Qualifier(s)	Spike Amount Added	% Recovery	Control Limits	RPD	RPD Limit
1,2-Dinitrobenzene	73.8	% Recovery			100	73.8	74 --- 128		
1,3,5-Trinitrobenzene	1.76	mg/kg	BDL		1.99	88	75 --- 122		
1,3-Dinitrobenzene	1.83	mg/kg	BDL		1.99	92	78 --- 116		
2,4,6-Trinitrotoluene	6.49	mg/kg	4.5		1.99	100	68 --- 126		
2,4-Dinitrotoluene	1.85	mg/kg	BDL		1.99	93	74 --- 124		
2,6-Dinitrotoluene	1.50	mg/kg	BDL		1.99	75	71 --- 122		
2-Amino-4,6-dinitrotoluene	2.19	mg/kg	0.44		1.99	88	74 --- 118		
2-Nitrotoluene	1.75	mg/kg	BDL		1.99	88	76 --- 117		
3-Nitrotoluene	1.83	mg/kg	BDL		1.99	92	76 --- 119		
4-Amino-2,6-dinitrotoluene	2.20	mg/kg	0.74		1.99	73	69 --- 125		
4-Nitrotoluene	1.73	mg/kg	BDL		1.99	87	75 --- 120		
HMX	1.66	mg/kg	BDL		1.99	83	69 --- 120		
Nitrobenzene	1.88	mg/kg	BDL		1.99	94	80 --- 120		
Nitroglycerin	6.33	mg/kg	BDL		7.98	79	66 --- 128		
PETN	6.78	mg/kg	BDL		7.98	85	68 --- 128		
RDX	1.66	mg/kg	BDL		1.99	83	69 --- 123		
Tetryl	1.38	mg/kg	BDL		1.99	69	1 --- 157		

Lab Control Spike Soil

Analytical Run #:	80932	Analysis Date:	11/23/2011	Prep Batch #:	39405	Matrix:	SOLID
CTLab #:	103287	Analysis Time:	10:37	Prep Date/Time:	11/22/2011 09:45	Method:	SW8330B
Parent Sample #:		Analyst:	red	Prep Analyst:	RED		

Analyte	QC sample result	Units	Parent sample result	Qualifier(s)	Spike Amount Added	% Recovery	Control Limits	RPD	RPD Limit
1,2-Dinitrobenzene	69.3	% Recovery			100	69.3	50 --- 150		
Nitroguanidine	1.65	mg/kg			1.96	84	50 --- 150		30

Method Blank Soil

Analytical Run #:	80932	Analysis Date:	11/23/2011	Prep Batch #:	39405	Matrix:	SOLID
CTLab #:	103286	Analysis Time:	10:29	Prep Date/Time:	11/22/2011 09:45	Method:	SW8330B
Parent Sample #:		Analyst:	red	Prep Analyst:	RED		

Analyte	QC sample result	Units	Parent sample result	Qualifier(s)	Spike Amount Added	% Recovery	Control Limits	RPD	RPD Limit
1,2-Dinitrobenzene	85.7	% Recovery			100	85.7	50 --- 150		
Nitroguanidine	0.125	mg/kg		U	0		0.125		

Matrix Spike Duplicate Soil

Analytical Run #:	80932	Analysis Date:	11/23/2011	Prep Batch #:	39405	Matrix:	SOIL
CTLab #:	103284	Analysis Time:	12:26	Prep Date/Time:	11/22/2011 09:45	Method:	SW8330B
Parent Sample #:	103283	Analyst:	red	Prep Analyst:	RED		

Analyte	QC sample result	Units	Parent sample result	Qualifier(s)	Spike Amount Added	% Recovery	Control Limits	RPD	RPD Limit
1,2-Dinitrobenzene	78.1	% Recovery			100	78.1	50 --- 150		
Nitroguanidine	2.19	mg/kg	0.12		2.02	102	50 --- 150	1	30

Matrix Spike Soil

Analytical Run #:	80932	Analysis Date:	11/23/2011	Prep Batch #:	39405	Matrix:	SOIL
CTLab #:	103283	Analysis Time:	12:18	Prep Date/Time:	11/22/2011 09:45	Method:	SW8330B
Parent Sample #:	101871	Analyst:	red	Prep Analyst:	RED		

Analyte	QC sample result	Units	Parent sample result	Qualifier(s)	Spike Amount Added	% Recovery	Control Limits	RPD	RPD Limit
1,2-Dinitrobenzene	78.0	% Recovery			100	78.0	50 --- 150		
Nitroguanidine	2.15	mg/kg	0.12		2.00	102	50 --- 150		

Lab Control Spike Soil

Analytical Run #:	80956	Analysis Date:	11/28/2011	Prep Batch #:	39403	Matrix:	SOLID
CTLab #:	103270	Analysis Time:	14:47	Prep Date/Time:	11/21/2011 13:30	Method:	SW8270
Parent Sample #:		Analyst:	RPN	Prep Analyst:	SRT		

Analyte	QC sample result	Units	Parent sample result	Qualifier(s)	Spike Amount Added	% Recovery	Control Limits	RPD	RPD Limit
1,2,4-Trichlorobenzene	1450	ug/kg			2000	72	45 --- 110		30
1,2-Dichlorobenzene	1410	ug/kg			2000	70	45 --- 95		30
1,3-Dichlorobenzene	1360	ug/kg			2000	68	40 --- 100		30
1,4-Dichlorobenzene	1400	ug/kg			2000	70	35 --- 105		30
2,4,5-Trichlorophenol	1440	ug/kg			2000	72	50 --- 110		30
2,4,6-Trichlorophenol	1530	ug/kg			2000	76	45 --- 110		30
2,4-Dichlorophenol	1500	ug/kg			2000	75	45 --- 110		30
2,4-Dimethylphenol	1340	ug/kg			2000	67	30 --- 105		30
2,4-Dinitrophenol	873	ug/kg			2000	44	15 --- 130		30
2,4-Dinitrotoluene	1490	ug/kg			2000	74	50 --- 115		30
2,6-Dinitrotoluene	1480	ug/kg			2000	74	50 --- 110		30
2-Chloronaphthalene	1450	ug/kg			2000	72	45 --- 105		30
2-Chlorophenol	1470	ug/kg			2000	74	45 --- 105		30
2-Methylnaphthalene	1450	ug/kg			2000	72	45 --- 105		30
2-Methylphenol	1400	ug/kg			2000	70	40 --- 105		30
2-Nitroaniline	1560	ug/kg			2000	78	45 --- 120		30
2-Nitrophenol	1510	ug/kg			2000	76	40 --- 110		30
3 & 4-Methylphenol	1510	ug/kg			2000	76	40 --- 105		30
3,3'-Dichlorobenzidine	1880	ug/kg			2000	94	10 --- 130		30
3-Nitroaniline	1220	ug/kg			2000	61	25 --- 110		30
4,6-Dinitro-2-methylphenol	1250	ug/kg			2000	62	30 --- 135		30
4-Bromophenyl-phenyl ether	1490	ug/kg			2000	74	45 --- 115		30
4-Chloro-3-methylphenol	1530	ug/kg			2000	76	45 --- 115		30
4-Chloroaniline	1050	ug/kg			2000	52	10 --- 95		30
4-Chlorophenyl-phenyl ether	1420	ug/kg			2000	71	45 --- 110		30
4-Nitroaniline	1780	ug/kg			2000	89	35 --- 115		30
4-Nitrophenol	1530	ug/kg			2000	76	15 --- 140		30
Acenaphthene	1490	ug/kg			2000	74	45 --- 110		30
Acenaphthylene	1480	ug/kg			2000	74	45 --- 105		30
Anthracene	1550	ug/kg			2000	78	55 --- 105		30
Benzo(a)anthracene	1510	ug/kg			2000	76	50 --- 110		30
Benzo(a)pyrene	1500	ug/kg			2000	75	50 --- 110		30
Benzo(b)fluoranthene	1500	ug/kg			2000	75	45 --- 115		30
Benzo(g,h,i)perylene	1460	ug/kg			2000	73	40 --- 125		30
Benzo(k)fluoranthene	1470	ug/kg			2000	74	45 --- 125		30
Benzoic acid	409	ug/kg			2000	20	0 --- 110		30
Benzyl alcohol	1390	ug/kg			2000	70	20 --- 125		30
Bis(2-chloroethoxy)methane	1490	ug/kg			2000	74	45 --- 110		30
Bis(2-chloroethyl)ether	1360	ug/kg			2000	68	40 --- 105		30
Bis(2-chloroisopropyl)ether	1530	ug/kg			2000	76	20 --- 115		30
Butylbenzylphthalate	1620	ug/kg			2000	81	50 --- 125		30
Carbazole	1730	ug/kg			2000	86	45 --- 115		30

Lab Control Spike Soil

Analytical Run #:	80956	Analysis Date:	11/28/2011	Prep Batch #:	39403	Matrix:	SOLID
CTLab #:	103270	Analysis Time:	14:47	Prep Date/Time:	11/21/2011 13:30	Method:	SW8270
Parent Sample #:		Analyst:	RPN	Prep Analyst:	SRT		

Analyte	QC sample result	Units	Parent sample result	Qualifier(s)	Spike Amount Added	% Recovery	Control Limits	RPD	RPD Limit
Chrysene	1540	ug/kg			2000	77	55 --- 110		30
Di-n-butylphthalate	1650	ug/kg			2000	82	55 --- 110		30
Di-n-octylphthalate	1650	ug/kg			2000	82	40 --- 130		30
Dibenzo(a,h)anthracene	1470	ug/kg			2000	74	40 --- 125		30
Dibenzofuran	1390	ug/kg			2000	70	50 --- 105		30
Diethylphthalate	1490	ug/kg			2000	74	50 --- 115		30
Dimethylphthalate	1450	ug/kg			2000	72	50 --- 110		30
Fluoranthene	1550	ug/kg			2000	78	55 --- 115		30
Fluorene	1490	ug/kg			2000	74	50 --- 110		30
Hexachlorobenzene	1530	ug/kg			2000	76	45 --- 120		30
Hexachlorobutadiene	1530	ug/kg			2000	76	40 --- 115		30
Hexachlorocyclopentadiene	1600	ug/kg			2000	80	30 --- 137		30
Hexachloroethane	1420	ug/kg			2000	71	35 --- 110		30
Indeno(1,2,3-cd)pyrene	1490	ug/kg			2000	74	40 --- 120		30
Isophorone	1470	ug/kg			2000	74	45 --- 110		30
N-Nitroso-di-n-propylamine	1470	ug/kg			2000	74	40 --- 115		30
N-Nitrosodiphenylamine & Diphn	3140	ug/kg			4000	78	50 --- 115		30
Naphthalene	1460	ug/kg			2000	73	40 --- 105		30
Nitrobenzene	1490	ug/kg			2000	74	40 --- 115		30
Pentachlorophenol	1440	ug/kg			2000	72	25 --- 120		30
Phenanthrene	1560	ug/kg			2000	78	50 --- 110		30
Phenol	1570	ug/kg			2000	78	40 --- 100		30
Pyrene	1530	ug/kg			2000	76	45 --- 125		30
Surr: 2,4,6-Tribromophenol	77.8	% Recovery			100	77.8	35 --- 125		
Surr: 2-Fluorobiphenyl	71.5	% Recovery			100	71.5	45 --- 105		
Surr: 2-Fluorophenol	62.9	% Recovery			100	62.9	35 --- 105		
Surr: Nitrobenzene-d5	75.9	% Recovery			100	75.9	35 --- 100		
Surr: o-terphenyl-d14	82.9	% Recovery			100	82.9	30 --- 125		
Surr: Phenol-d5	72.3	% Recovery			100	72.3	40 --- 100		
Surr: Terphenyl-d14	79.2	% Recovery			100	79.2	30 --- 125		

Method Blank Soil

Analytical Run #:	80956	Analysis Date:	11/28/2011	Prep Batch #:	39403	Matrix:	SOLID
CTLab #:	103269	Analysis Time:	15:55	Prep Date/Time:	11/21/2011 13:30	Method:	SW8270
Parent Sample #:		Analyst:	RPN	Prep Analyst:	SRT		

Analyte	QC sample result	Units	Parent sample result	Qualifier(s)	Spike Amount Added	% Recovery	Control Limits	RPD	RPD Limit
1,2,4-Trichlorobenzene	60	ug/kg		U	0		60		
1,2-Dichlorobenzene	60	ug/kg		U	0		60		
1,3-Dichlorobenzene	60	ug/kg		U	0		60		
1,4-Dichlorobenzene	60	ug/kg		U	0		60		
2,4,5-Trichlorophenol	300	ug/kg		U	0		300		
2,4,6-Trichlorophenol	300	ug/kg		U	0		300		
2,4-Dichlorophenol	300	ug/kg		U	0		300		
2,4-Dimethylphenol	300	ug/kg		U	0		300		
2,4-Dinitrophenol	1000	ug/kg		U	0		1000		
2,4-Dinitrotoluene	60	ug/kg		U	0		60		
2,6-Dinitrotoluene	60	ug/kg		U	0		60		
2-Chloronaphthalene	60	ug/kg		U	0		60		
2-Chlorophenol	1000	ug/kg		U	0		1000		
2-Methylnaphthalene	1.5	ug/kg		U	0		1.5		
2-Methylphenol	1000	ug/kg		U	0		1000		
2-Nitroaniline	60	ug/kg		U	0		60		
2-Nitrophenol	500	ug/kg		U	0		500		
3 & 4-Methylphenol	1800	ug/kg		U	0		1800		
3,3'-Dichlorobenzidine	250	ug/kg		U	0		250		
3-Nitroaniline	60	ug/kg		U	0		60		
4,6-Dinitro-2-methylphenol	500	ug/kg		U	0		500		
4-Bromophenyl-phenyl ether	60	ug/kg		U	0		60		
4-Chloro-3-methylphenol	1000	ug/kg		U	0		1000		
4-Chloroaniline	100	ug/kg		U	0		100		
4-Chlorophenyl-phenyl ether	100	ug/kg		U	0		100		
4-Nitroaniline	60	ug/kg		U	0		60		
4-Nitrophenol	1000	ug/kg		U	0		1000		
Acenaphthene	1.5	ug/kg		U	0		1.5		
Acenaphthylene	1.5	ug/kg		U	0		1.5		
Anthracene	0.75	ug/kg		U	0		0.75		
Benzo(a)anthracene	1.5	ug/kg		U	0		1.5		
Benzo(a)pyrene	1.10	ug/kg			0		0.75		
Benzo(b)fluoranthene	0.900	ug/kg			0		0.75		
Benzo(g,h,i)perylene	1.5	ug/kg		U	0		1.5		
Benzo(k)fluoranthene	0.900	ug/kg			0		0.75		
Benzoic acid	1500	ug/kg		U	0		1500		
Benzyl alcohol	200	ug/kg		U	0		200		
Bis(2-chloroethoxy)methane	60	ug/kg		U	0		60		
Bis(2-chloroethyl)ether	60	ug/kg		U	0		60		
Bis(2-chloroisopropyl)ether	60	ug/kg		U	0		60		
Butylbenzylphthalate	200	ug/kg		U	0		200		
Carbazole	60	ug/kg		U	0		60		

Method Blank Soil

Analytical Run #:	80956	Analysis Date:	11/28/2011	Prep Batch #:	39403	Matrix:	SOLID
CTLab #:	103269	Analysis Time:	15:55	Prep Date/Time:	11/21/2011 13:30	Method:	SW8270
Parent Sample #:		Analyst:	RPN	Prep Analyst:	SRT		

Analyte	QC sample result	Units	Parent sample result	Qualifier(s)	Spike Amount Added	% Recovery	Control Limits	RPD	RPD Limit
Chrysene	0.75	ug/kg		U	0		0.75		
Di-n-butylphthalate	200	ug/kg		U	0		200		
Di-n-octylphthalate	100	ug/kg		U	0		100		
Dibenzo(a,h)anthracene	1.5	ug/kg		U	0		1.5		
Dibenzofuran	60	ug/kg		U	0		60		
Diethylphthalate	200	ug/kg		U	0		200		
Dimethylphthalate	200	ug/kg		U	0		200		
Fluoranthene	0.75	ug/kg		U	0		0.75		
Fluorene	0.75	ug/kg		U	0		0.75		
Hexachlorobenzene	60	ug/kg		U	0		60		
Hexachlorobutadiene	200	ug/kg		U	0		200		
Hexachlorocyclopentadiene	100	ug/kg		U	0		100		
Hexachloroethane	60	ug/kg		U	0		60		
Indeno(1,2,3-cd)pyrene	1.5	ug/kg		U	0		1.5		
Isophorone	100	ug/kg		U	0		100		
N-Nitroso-di-n-propylamine	200	ug/kg		U	0		200		
N-Nitrosodiphenylamine & Diphn	200	ug/kg		U	0		200		
Naphthalene	1.5	ug/kg		U	0		1.5		
Nitrobenzene	100	ug/kg		U	0		100		
Pentachlorophenol	500	ug/kg		U	0		500		
Phenanthrene	1.5	ug/kg		U	0		1.5		
Phenol	300	ug/kg		U	0		300		
Pyrene	0.75	ug/kg		U	0		0.75		
Surr: 2,4,6-Tribromophenol	75.0	% Recovery			100	75.0	35 --- 125		
Surr: 2-Fluorobiphenyl	73.8	% Recovery			100	73.8	45 --- 105		
Surr: 2-Fluorophenol	62.7	% Recovery			100	62.7	35 --- 105		
Surr: Nitrobenzene-d5	77.2	% Recovery			100	77.2	35 --- 100		
Surr: o-terphenyl-d14	82.9	% Recovery			100	82.9	30 --- 125		
Surr: Phenol-d5	69.5	% Recovery			100	69.5	40 --- 100		
Surr: Terphenyl-d14	79.2	% Recovery			100	79.2	30 --- 125		

Matrix Spike Duplicate Soil

Analytical Run #:	80956	Analysis Date:	11/28/2011	Prep Batch #:	39403	Matrix:	SOIL
CTLab #:	103268	Analysis Time:	21:33	Prep Date/Time:	11/21/2011 13:30	Method:	SW8270
Parent Sample #:	103266	Analyst:	RPN	Prep Analyst:	SRT		

Analyte	QC sample result	Units	Parent sample result	Qualifier(s)	Spike Amount Added	% Recovery	Control Limits			RPD	RPD Limit
1,2,4-Trichlorobenzene	1160	ug/kg	BDL		2090	56	45	---	110	5	30
1,2-Dichlorobenzene	1210	ug/kg	BDL		2090	58	45	---	95	4	30
1,3-Dichlorobenzene	1160	ug/kg	BDL		2090	56	40	---	100	3	30
1,4-Dichlorobenzene	1160	ug/kg	BDL		2090	56	35	---	105	2	30
2,4,5-Trichlorophenol	1350	ug/kg	BDL		2090	65	50	---	110	0	30
2,4,6-Trichlorophenol	1320	ug/kg	BDL		2090	63	45	---	110	1	30
2,4-Dichlorophenol	1330	ug/kg	BDL		2090	64	45	---	110	3	30
2,4-Dimethylphenol	1350	ug/kg	BDL		2090	65	30	---	105	7	30
2,4-Dinitrophenol	727	ug/kg	BDL		2090	35	15	---	130	8	30
2,4-Dinitrotoluene	1340	ug/kg	BDL		2090	64	50	---	115	2	30
2,6-Dinitrotoluene	1330	ug/kg	BDL		2090	64	50	---	110	0	30
2-Chloronaphthalene	1300	ug/kg	BDL		2090	62	45	---	105	2	30
2-Chlorophenol	1240	ug/kg	BDL		2090	59	45	---	105	2	30
2-Methylnaphthalene	1440	ug/kg	38		2090	67	45	---	105	4	30
2-Methylphenol	1410	ug/kg	BDL		2090	67	40	---	105	4	30
2-Nitroaniline	1330	ug/kg	BDL		2090	64	45	---	120	0	30
2-Nitrophenol	1320	ug/kg	BDL		2090	63	40	---	110	2	30
3 & 4-Methylphenol	1390	ug/kg	BDL		2090	67	40	---	105	3	30
3,3'-Dichlorobenzidine	0	ug/kg	BDL		2090	0	10	---	130	0	30
3-Nitroaniline	508	ug/kg	BDL		2090	24	25	---	110	15	30
4,6-Dinitro-2-methylphenol	943	ug/kg	BDL		2090	45	30	---	135	6	30
4-Bromophenyl-phenyl ether	1330	ug/kg	BDL		2090	64	45	---	115	1	30
4-Chloro-3-methylphenol	1410	ug/kg	BDL		2090	67	45	---	115	7	30
4-Chloroaniline	172	ug/kg	BDL		2090	8	10	---	95	33	30
4-Chlorophenyl-phenyl ether	1290	ug/kg	BDL		2090	62	45	---	110	0	30
4-Nitroaniline	1050	ug/kg	BDL		2090	50	35	---	115	1	30
4-Nitrophenol	1380	ug/kg	BDL		2090	66	15	---	140	1	30
Acenaphthene	1560	ug/kg	53		2090	72	45	---	110	2	30
Acenaphthylene	1440	ug/kg	10		2090	68	45	---	105	3	30
Anthracene	1600	ug/kg	120		2090	71	55	---	105	3	30
Benzo(a)anthracene	1710	ug/kg	280		2090	68	50	---	110	4	30
Benzo(a)pyrene	1520	ug/kg	240		2090	61	50	---	110	8	30
Benzo(b)fluoranthene	2020	ug/kg	410		2090	77	45	---	115	10	30
Benzo(g,h,i)perylene	502	ug/kg	80		2090	20	40	---	125	7	30
Benzo(k)fluoranthene	1470	ug/kg	130		2090	64	45	---	125	6	30
Benzoic acid	1270	ug/kg	850		2090	20	0	---	110	1	30
Benzyl alcohol	1630	ug/kg	BDL		2090	78	20	---	125	5	30
Bis(2-chloroethoxy)methane	1310	ug/kg	BDL		2090	63	45	---	110	0	30
Bis(2-chloroethyl)ether	1200	ug/kg	BDL		2090	57	40	---	105	3	30
Bis(2-chloroisopropyl)ether	1330	ug/kg	BDL		2090	64	20	---	115	0	30
Butylbenzylphthalate	1250	ug/kg	BDL		2090	60	50	---	125	5	30
Carbazole	1600	ug/kg	70		2090	73	45	---	115	1	30

Matrix Spike Duplicate Soil

Analytical Run #:	80956	Analysis Date:	11/28/2011	Prep Batch #:	39403	Matrix:	SOIL
CTLab #:	103268	Analysis Time:	21:33	Prep Date/Time:	11/21/2011 13:30	Method:	SW8270
Parent Sample #:	103266	Analyst:	RPN	Prep Analyst:	SRT		

Analyte	QC sample result	Units	Parent sample result	Qualifier(s)	Spike Amount Added	% Recovery	Control Limits	RPD	RPD Limit
Chrysene	1710	ug/kg	310		2090	67	55 --- 110	3	30
Di-n-butylphthalate	1330	ug/kg	BDL		2090	64	55 --- 110	3	30
Di-n-octylphthalate	1230	ug/kg	BDL		2090	59	40 --- 130	3	30
Dibenzo(a,h)anthracene	664	ug/kg	27		2090	30	40 --- 125	6	30
Dibenzofuran	1320	ug/kg	34		2090	62	50 --- 105	1	30
Diethylphthalate	1300	ug/kg	BDL		2090	62	50 --- 115	2	30
Dimethylphthalate	1240	ug/kg	BDL		2090	59	50 --- 110	4	30
Fluoranthene	2740	ug/kg	720		2090	97	55 --- 115	12	30
Fluorene	1560	ug/kg	62		2090	72	50 --- 110	2	30
Hexachlorobenzene	1320	ug/kg	BDL		2090	63	45 --- 120	1	30
Hexachlorobutadiene	1340	ug/kg	BDL		2090	64	40 --- 115	4	30
Hexachlorocyclopentadiene	293	ug/kg	BDL		2090	14	30 --- 137	9	30
Hexachloroethane	1140	ug/kg	BDL		2090	55	35 --- 110	1	30
Indeno(1,2,3-cd)pyrene	704	ug/kg	120		2090	28	40 --- 120	2	30
Isophorone	1330	ug/kg	BDL		2090	64	45 --- 110	2	30
N-Nitroso-di-n-propylamine	1360	ug/kg	BDL		2090	65	40 --- 115	3	30
N-Nitrosodiphenylamine & Diphn	2920	ug/kg	BDL		4190	70	50 --- 115	0	30
Naphthalene	1430	ug/kg	41		2090	66	40 --- 105	9	30
Nitrobenzene	1330	ug/kg	BDL		2090	64	40 --- 115	2	30
Pentachlorophenol	811	ug/kg	BDL		2090	39	25 --- 120	23	30
Phenanthrene	2410	ug/kg	500		2090	91	50 --- 110	12	30
Phenol	1280	ug/kg	BDL		2090	61	40 --- 100	1	30
Pyrene	2350	ug/kg	540		2090	87	45 --- 125	10	30
Surr: 2,4,6-Tribromophenol	62.7	% Recovery			100	62.7	35 --- 125		
Surr: 2-Fluorobiphenyl	59.6	% Recovery			100	59.6	45 --- 105		
Surr: 2-Fluorophenol	48.0	% Recovery			100	48.0	35 --- 105		
Surr: Nitrobenzene-d5	62.4	% Recovery			100	62.4	35 --- 100		
Surr: o-terphenyl-d14	66.0	% Recovery			100	66.0	30 --- 125		
Surr: Phenol-d5	58.0	% Recovery			100	58.0	40 --- 100		
Surr: Terphenyl-d14	59.5	% Recovery			100	59.5	30 --- 125		

Matrix Spike Soil

Analytical Run #:	80956	Analysis Date:	11/28/2011	Prep Batch #:	39403	Matrix:	SOIL
CTLab #:	103266	Analysis Time:	21:10	Prep Date/Time:	11/21/2011 13:30	Method:	SW8270
Parent Sample #:	101871	Analyst:	RPN	Prep Analyst:	SRT		

Analyte	QC sample result	Units	Parent sample result	Qualifier(s)	Spike Amount Added	% Recovery	Control Limits			RPD	RPD Limit
1,2,4-Trichlorobenzene	1220	ug/kg	BDL		2100	58	45	---	110		
1,2-Dichlorobenzene	1170	ug/kg	BDL		2100	56	45	---	95		
1,3-Dichlorobenzene	1140	ug/kg	BDL		2100	54	40	---	100		
1,4-Dichlorobenzene	1150	ug/kg	BDL		2100	55	35	---	105		
2,4,5-Trichlorophenol	1350	ug/kg	BDL		2100	64	50	---	110		
2,4,6-Trichlorophenol	1330	ug/kg	BDL		2100	63	45	---	110		
2,4-Dichlorophenol	1370	ug/kg	BDL		2100	65	45	---	110		
2,4-Dimethylphenol	1450	ug/kg	BDL		2100	69	30	---	105		
2,4-Dinitrophenol	677	ug/kg	BDL		2100	32	15	---	130		
2,4-Dinitrotoluene	1370	ug/kg	BDL		2100	65	50	---	115		
2,6-Dinitrotoluene	1340	ug/kg	BDL		2100	64	50	---	110		
2-Chloronaphthalene	1330	ug/kg	BDL		2100	63	45	---	105		
2-Chlorophenol	1230	ug/kg	BDL		2100	59	45	---	105		
2-Methylnaphthalene	1390	ug/kg	38		2100	64	45	---	105		
2-Methylphenol	1360	ug/kg	BDL		2100	65	40	---	105		
2-Nitroaniline	1340	ug/kg	BDL		2100	64	45	---	120		
2-Nitrophenol	1360	ug/kg	BDL		2100	65	40	---	110		
3 & 4-Methylphenol	1430	ug/kg	BDL		2100	68	40	---	105		
3,3'-Dichlorobenzidine	0	ug/kg	BDL		2100	0	10	---	130		
3-Nitroaniline	592	ug/kg	BDL		2100	28	25	---	110		
4,6-Dinitro-2-methylphenol	888	ug/kg	BDL		2100	42	30	---	135		
4-Bromophenyl-phenyl ether	1320	ug/kg	BDL		2100	63	45	---	115		
4-Chloro-3-methylphenol	1310	ug/kg	BDL		2100	62	45	---	115		
4-Chloroaniline	240	ug/kg	BDL		2100	11	10	---	95		
4-Chlorophenyl-phenyl ether	1300	ug/kg	BDL		2100	62	45	---	110		
4-Nitroaniline	1060	ug/kg	BDL		2100	50	35	---	115		
4-Nitrophenol	1370	ug/kg	BDL		2100	65	15	---	140		
Acenaphthene	1530	ug/kg	53		2100	70	45	---	110		
Acenaphthylene	1400	ug/kg	10		2100	66	45	---	105		
Anthracene	1570	ug/kg	120		2100	69	55	---	105		
Benzo(a)anthracene	1650	ug/kg	280		2100	65	50	---	110		
Benzo(a)pyrene	1420	ug/kg	240		2100	56	50	---	110		
Benzo(b)fluoranthene	1830	ug/kg	410		2100	68	45	---	115		
Benzo(g,h,i)perylene	538	ug/kg	80		2100	22	40	---	125		
Benzo(k)fluoranthene	1400	ug/kg	130		2100	60	45	---	125		
Benzoic acid	1290	ug/kg	850		2100	21	0	---	110		
Benzyl alcohol	1720	ug/kg	BDL		2100	82	20	---	125		
Bis(2-chloroethoxy)methane	1320	ug/kg	BDL		2100	63	45	---	110		
Bis(2-chloroethyl)ether	1160	ug/kg	BDL		2100	55	40	---	105		
Bis(2-chloroisopropyl)ether	1340	ug/kg	BDL		2100	64	20	---	115		
Butylbenzylphthalate	1310	ug/kg	BDL		2100	62	50	---	125		
Carbazole	1590	ug/kg	70		2100	72	45	---	115		

Matrix Spike Soil

Analytical Run #:	80956	Analysis Date:	11/28/2011	Prep Batch #:	39403	Matrix:	SOIL
CTLab #:	103266	Analysis Time:	21:10	Prep Date/Time:	11/21/2011 13:30	Method:	SW8270
Parent Sample #:	101871	Analyst:	RPN	Prep Analyst:	SRT		

Analyte	QC sample result	Units	Parent sample result	Qualifier(s)	Spike Amount Added	% Recovery	Control Limits			RPD	RPD Limit
Chrysene	1670	ug/kg	310		2100	65	55	---	110		
Di-n-butylphthalate	1370	ug/kg	BDL		2100	65	55	---	110		
Di-n-octylphthalate	1270	ug/kg	BDL		2100	60	40	---	130		
Dibenzo(a,h)anthracene	707	ug/kg	27		2100	32	40	---	125		
Dibenzofuran	1340	ug/kg	34		2100	62	50	---	105		
Diethylphthalate	1320	ug/kg	BDL		2100	63	50	---	115		
Dimethylphthalate	1290	ug/kg	BDL		2100	61	50	---	110		
Fluoranthene	2440	ug/kg	720		2100	82	55	---	115		
Fluorene	1530	ug/kg	62		2100	70	50	---	110		
Hexachlorobenzene	1340	ug/kg	BDL		2100	64	45	---	120		
Hexachlorobutadiene	1300	ug/kg	BDL		2100	62	40	---	115		
Hexachlorocyclopentadiene	321	ug/kg	BDL		2100	15	30	---	137		
Hexachloroethane	1130	ug/kg	BDL		2100	54	35	---	110		
Indeno(1,2,3-cd)pyrene	718	ug/kg	120		2100	28	40	---	120		
Isophorone	1360	ug/kg	BDL		2100	65	45	---	110		
N-Nitroso-di-n-propylamine	1330	ug/kg	BDL		2100	63	40	---	115		
N-Nitrosodiphenylamine & Diphn	2930	ug/kg	BDL		4210	70	50	---	115		
Naphthalene	1310	ug/kg	41		2100	60	40	---	105		
Nitrobenzene	1310	ug/kg	BDL		2100	62	40	---	115		
Pentachlorophenol	1030	ug/kg	BDL		2100	49	25	---	120		
Phenanthrene	2130	ug/kg	500		2100	78	50	---	110		
Phenol	1280	ug/kg	BDL		2100	61	40	---	100		
Pyrene	2130	ug/kg	540		2100	76	45	---	125		
Surr: 2,4,6-Tribromophenol	65.2	% Recovery			100	65.2	35	---	125		
Surr: 2-Fluorobiphenyl	61.2	% Recovery			100	61.2	45	---	105		
Surr: 2-Fluorophenol	48.9	% Recovery			100	48.9	35	---	105		
Surr: Nitrobenzene-d5	62.9	% Recovery			100	62.9	35	---	100		
Surr: o-terphenyl-d14	69.0	% Recovery			100	69.0	30	---	125		
Surr: Phenol-d5	57.7	% Recovery			100	57.7	40	---	100		
Surr: Terphenyl-d14	68.1	% Recovery			100	68.1	30	---	125		

CT LABORATORIES
delivering more than data from your environmental analyses

Sample Condition Report

Folder #: 88174
Client: USACE - LOUISVILLE

Print Date / Time: 11/11/2011 02:41
Received Date / Time / By: 11/11/2011 1130 JLS

Project Name: CC-78
Project #: W912QR-10-D-0024

Log-In Date / Time / By: 11/11/2011 1400 JLS
PM: PML

Coolers: 5129,5083
Custody Seals Present : **N**

Temperature: 2.1,1.7 C On Ice: **Y**
COC Present:? **Y** Complete? **Y**

Seal Intact? **N**
Ship Method: FEDEX EXPRESS
Adequate Packaging: **Y**

Numbers: NONE
Tracking Number: 875022446626
Temp Blank Enclosed? **Y**

Notes: SAMPLES REC'D IN GOOD CONDITION ON ICE
NO CUSTODY SEALS PRESENT. DUCT TAPE WAS INTACT.

LIMITED SAMPLE VOLUME FOR SUBSURFACE MI SAMPLES. CLIENT NOTIFIED OF POSSIBILITY THAT WE WILL NOT BE ABLE TO PERFORM ALL REQUESTED ANALYSES DUE TO LOW VOLUME.

SAMPLES C78SS-0008-0001-SO AND C78SS-0008-0002-SO WERE MARKED FOR MS/MSD ANALYSIS AS INDICATED ON THE COC. BECAUSE THE REQUESTED ANALYSIS FOR THE MI SAMPLE WAS SHORTER THAN THE REST OF THE MI SAMPLES AND THERE WAS ONLY ONE VIAL FOR THE VOC DISCRETE SAMPLE THE CLIENT WAS CONTACTED TO VERIFY THE REQUESTED ANALYSES. THROUGH SEVERAL E-MAILS AND PHONE CALL IT WAS DETERMINED THAT THE "0008" SAMPLES WERE EXTRA SAMPLE TO PERFORM A MS/MSD. SAMPLE "0008-0001" IS EXTRA SAMPLE FOR "0005-0001" AND "0008-0002" S EXTRA SAMPLE FOR "0006-0001".

SAMPLE C78SS-0009-0002-BD WAS NOT MARKED FOR ANALYSIS. DUE TO THE SAMPLE MATRIX IT IS ASSUMED IT IS AN ASBESTOS SAMPLE. CLIENT CONFIRMED THIS.

Sample ID /	Description	Container Type	Cond. Code	pH OK?	Tests	Filtered?
101855	C78SB-023M-0101-SO					
		SOLIDS	1		%SOL,HG,ICP,K,NA	
		Total # of Containers of Type	(***SOLIDS***) = **1**			
101855	C78SB-023M-0101-SO					
		UNPRES GL	1		8270,EXPL,NC,PCB,PEST	
		Total # of Containers of Type	(***UNPRES GL***) = **1**			
101855	C78SB-023M-0101-SO					
		FOR LABEL ONLY	1		SOIL PREP/MIX	
		FOR LABEL ONLY	1		SOIL PREP/MIX	
		Total # of Containers of Type	(***FOR LABEL ONLY***) = **2**			
101855	C78SB-023M-0101-SO					
		MISC	1		SUB ASBESTOS	
		Total # of Containers of Type	(***MISC***) = **1**			

Sample ID /	Description	Container Type	Cond. Code	pH OK?	Tests	Filtered?
101856	C78SB-023V-0101-SO					
		SOLIDS	1		%SOL	
		Total # of Containers of Type	(***SOLIDS***) = **1**			
101856	C78SB-023V-0101-SO					
		MEOH TARED	1		VOC	

Total # of Containers of Type (*MEOH TARED*) = 1

Sample ID / Description	Container Type	Cond. Code	pH OK?	Tests	Filtered?
101857 C78SB-023M-0102-SO					
	SOLIDS	1		%SOL,HG,ICP,K,NA	
	Total # of Containers of Type (*SOLIDS*) = 1				
101857 C78SB-023M-0102-SO					
	UNPRES GL	1		8270,EXPL,NC,PCB,PEST	
	Total # of Containers of Type (*UNPRES GL*) = 1				
101857 C78SB-023M-0102-SO					
	FOR LABEL ONLY	1		SOIL PREP/MIX	
	FOR LABEL ONLY	1		SOIL PREP/MIX	
	Total # of Containers of Type (*FOR LABEL ONLY*) = 2				
101857 C78SB-023M-0102-SO					
	MISC	1		SUB ASBESTOS	
	Total # of Containers of Type (*MISC*) = 1				

Sample ID / Description	Container Type	Cond. Code	pH OK?	Tests	Filtered?
101858 C78SB-023V-0102-SO					
	SOLIDS	1		%SOL	
	Total # of Containers of Type (*SOLIDS*) = 1				
101858 C78SB-023V-0102-SO					
	MEOH TARED	1		VOC	
	Total # of Containers of Type (*MEOH TARED*) = 1				

Sample ID / Description	Container Type	Cond. Code	pH OK?	Tests	Filtered?
101859 C78SB-023M-0001-SO					
	SOLIDS	1		%SOL,HG,ICP,K,NA	
	Total # of Containers of Type (*SOLIDS*) = 1				
101859 C78SB-023M-0001-SO					
	UNPRES GL	1		8270,EXPL,NC,PCB,PEST	
	Total # of Containers of Type (*UNPRES GL*) = 1				
101859 C78SB-023M-0001-SO					
	FOR LABEL ONLY	1		SOIL PREP/MIX	
	FOR LABEL ONLY	1		SOIL PREP/MIX	
	Total # of Containers of Type (*FOR LABEL ONLY*) = 2				
101859 C78SB-023M-0001-SO					
	MISC	1		SUB ASBESTOS	
	Total # of Containers of Type (*MISC*) = 1				

Sample ID / Description	Container Type	Cond. Code	pH OK?	Tests	Filtered?
101860 C78SB-023V-0001-SO					
	SOLIDS	1		%SOL	
	Total # of Containers of Type (*SOLIDS*) = 1				
101860 C78SB-023V-0001-SO					
	MEOH TARED	1		VOC	
	Total # of Containers of Type (*MEOH TARED*) = 1				

Sample ID / Description	Container Type	Cond. Code	pH OK?	Tests	Filtered?

101861 C78SB-023M-0002-SO

SOLIDS	1		%SOL,HG,ICP,K,NA

Total # of Containers of Type (*SOLIDS*) = 1

101861 C78SB-023M-0002-SO

UNPRES GL	1		8270,EXPL,NC,PCB,PEST

Total # of Containers of Type (*UNPRES GL*) = 1

101861 C78SB-023M-0002-SO

FOR LABEL ONLY	1		SOIL PREP/MIX
FOR LABEL ONLY	1		SOIL PREP/MIX

Total # of Containers of Type (*FOR LABEL ONLY*) = 2

101861 C78SB-023M-0002-SO

MISC	1		SUB ASBESTOS

Total # of Containers of Type (*MISC*) = 1

Sample ID / Description	Container Type	Cond. Code	pH OK?	Tests	Filtered?

101862 C78SB-023V-0002-SO

SOLIDS	1		%SOL

Total # of Containers of Type (*SOLIDS*) = 1

101862 C78SB-023V-0002-SO

MEOH TARED	1		VOC

Total # of Containers of Type (*MEOH TARED*) = 1

Sample ID / Description	Container Type	Cond. Code	pH OK?	Tests	Filtered?

101863 C78SB-023M-0003-SO

SOLIDS	1		%SOL,HG,ICP,K,NA

Total # of Containers of Type (*SOLIDS*) = 1

101863 C78SB-023M-0003-SO

UNPRES GL	1		8270,EXPL,NC,PCB,PEST

Total # of Containers of Type (*UNPRES GL*) = 1

101863 C78SB-023M-0003-SO

FOR LABEL ONLY	1		SOIL PREP/MIX
FOR LABEL ONLY	1		SOIL PREP/MIX

Total # of Containers of Type (*FOR LABEL ONLY*) = 2

101863 C78SB-023M-0003-SO

MISC	1		SUBASBESTOS

Total # of Containers of Type (*MISC*) = 1

Sample ID / Description	Container Type	Cond. Code	pH OK?	Tests	Filtered?

101864 C78SB-023V-0003-SO

SOLIDS	1		%SOL

Total # of Containers of Type (*SOLIDS*) = 1

101864 C78SB-023V-0003-SO

MEOH TARED	1		VOC

Total # of Containers of Type (*MEOH TARED*) = 1

Sample ID / Description	Container Type	Cond. Code	pH OK?	Tests	Filtered?

101865 C78SB-023M-0004-SO

SOLIDS	1		%SOL,HG,ICP,K,NA

Total # of Containers of Type (*SOLIDS*) = 1

101865 C78SB-023M-0004-SO

UNPRES GL	1	8270,EXPL,NC,PCB,PEST

Total # of Containers of Type (*UNPRES GL*) = 1

101865 C78SB-023M-0004-SO

FOR LABEL ONLY	1	SOIL PREP/MIX
FOR LABEL ONLY	1	SOIL PREP/MIX

Total # of Containers of Type (*FOR LABEL ONLY*) = 2

101865 C78SB-023M-0004-SO

MISC	1	SUB ASBESTOS

Total # of Containers of Type (*MISC*) = 1

Sample ID / Description	Container Type	Cond. Code	pH OK?	Tests	Filtered?

101866 C78SB-023V-0004-SO

SOLIDS	1	%SOL

Total # of Containers of Type (*SOLIDS*) = 1

101866 C78SB-023V-0004-SO

MEOH TARED	1	VOC

Total # of Containers of Type (*MEOH TARED*) = 1

Sample ID / Description	Container Type	Cond. Code	pH OK?	Tests	Filtered?

101867 C78SB-023M-0005-SO

SOLIDS	1	%SOL,HG,ICP,K,NA

Total # of Containers of Type (*SOLIDS*) = 1

101867 C78SB-023M-0005-SO

UNPRES GL	1	8270,EXPL,NC,PCB,PEST

Total # of Containers of Type (*UNPRES GL*) = 1

101867 C78SB-023M-0005-SO

FOR LABEL ONLY	1	SOIL PREP/MIX
FOR LABEL ONLY	1	SOIL PREP/MIX

Total # of Containers of Type (*FOR LABEL ONLY*) = 2

101867 C78SB-023M-0005-SO

MISC	1	SUB ASBESTOS

Total # of Containers of Type (*MISC*) = 1

Sample ID / Description	Container Type	Cond. Code	pH OK?	Tests	Filtered?

101868 C78SB-023V-0005-SO

SOLIDS	1	%SOL

Total # of Containers of Type (*SOLIDS*) = 1

101868 C78SB-023V-0005-SO

MEOH TARED	1	VOC

Total # of Containers of Type (*MEOH TARED*) = 1

Sample ID / Description	Container Type	Cond. Code	pH OK?	Tests	Filtered?

101869 C78SB-023M-0006-SO

SOLIDS	1	%SOL,HG,ICP,K,NA

Total # of Containers of Type (*SOLIDS*) = 1

101869 C78SB-023M-0006-SO

UNPRES GL	1	8270,EXPL,NC,PCB,PEST

Total # of Containers of Type (*UNPRES GL*) = 1

101869	C78SB-023M-0006-SO					
		FOR LABEL ONLY	1		SOIL PREP/MIX	
		FOR LABEL ONLY	1		SOIL PREP/MIX	
		Total # of Containers of Type	**(*FOR LABEL ONLY*) = 2**			
101869	C78SB-023M-0006-SO					
		MISC	1		SUB ASBESTOS	
		Total # of Containers of Type	**(*MISC*) = 1**			

Sample ID / Description	Container Type	Cond. Code	pH OK?	Tests	Filtered?
101870 C78SB-023V-0006-SO					
	SOLIDS	1		%SOL	
	Total # of Containers of Type	**(*SOLIDS*) = 1**			
101870 C78SB-023V-0006-SO					
	MEOH TARED	1		VOC	
	Total # of Containers of Type	**(*MEOH TARED*) = 1**			

Sample ID / Description	Container Type	Cond. Code	pH OK?	Tests	Filtered?
101871 C78SS-0005-0001-SO					
	SOLIDS	1		%SOL,HG,ICP,K,NA	
	Total # of Containers of Type	**(*SOLIDS*) = 1**			
101871 C78SS-0005-0001-SO					
	UNPRES GL	1		8270,EXPL,NC,PCB,PEST	
	Total # of Containers of Type	**(*UNPRES GL*) = 1**			
101871 C78SS-0005-0001-SO					
	FOR LABEL ONLY	1		SOIL PREP/MIX	
	FOR LABEL ONLY	1		SOIL PREP/MIX	
	Total # of Containers of Type	**(*FOR LABEL ONLY*) = 2**			
101871 C78SS-0005-0001-SO					
	MISC	1		SUB ASBESTOS	N
	Total # of Containers of Type	**(*MISC*) = 1**			

Sample ID / Description	Container Type	Cond. Code	pH OK?	Tests	Filtered?
101872 C78SS-0006-0001-SO					
	SOLIDS	1		%SOL	
	Total # of Containers of Type	**(*SOLIDS*) = 1**			
101872 C78SS-0006-0001-SO					
	MEOH TARED	1		VOC	
	Total # of Containers of Type	**(*MEOH TARED*) = 1**			

Sample ID / Description	Container Type	Cond. Code	pH OK?	Tests	Filtered?
101875 C78SS-0009-0002-BD					
	SOLIDS	1		SUB ASBESTOS	
	Total # of Containers of Type	**(*SOLIDS*) = 1**			

Condition Code	*Condition Description*
1	Sample Received OK

Letterer, Pat

From: John Jent [jpjent@prudentweb.com]
Sent: Sunday, November 13, 2011 8:40 PM
To: mark com; Letterer, Pat
Cc: smansy@prudentweb com; jpjent@prudentweb com
Subject: Ravenna MS-MSD Analyzes

Mark and Pat,

As per Dr. Mansy, please do not conduct TAL metals or mercury analyses for on the MS/MSD samples.

It was my mistake on the chain-of custodies.

Thanks,

John P. Jent, MS, PE
Senior Project Manager

Prudent Technologies, Inc.
3303 Trinity Road / Louisville, KY 40206
Cell: 502-439-8005 / e-mail: jpjent@PrudentWeb.com
Please visit us at: http://www.PrudentWeb.com

Environmental Consulting / Due Diligence / Remediation / Program Management / Construction Management

Please note that the information and attachments in this email are intended for the exclusive use of the addressee and may contain confidential or privileged information. If you are not the intended recipient, please do not forward, copy, or print the message or its attachments. Notify me at the above address, and delete this message and any attachments.

Letterer, Pat

From: John Jent [jpjent@prudentweb.com]
Sent: Sunday, November 13, 2011 9:12 PM
To: Letterer, Pat
Cc: smansy@prudentweb com; jpjent@prudentweb com
Subject: Re: RVAAP Samples

Pat,

Below are answers to your questions.

1 C78SS-0009-0002-BD
Yes it should be tested for asbestos only

2 Please make the best of the situation. If any samples do not have sufficient sample volume for all the analyses, please delete the ACM testing first.

3 Please follow the bag label. The correct sample ID is C78SS-005M-0001-SO.

4 If there is insufficient sample for the VOC MS/MSD so be it. We did provide just one vial for the MS/MSD sampling we did at Ravenna this past July, however. In this round, we provided two plugs for the water content. I don't know if these materials can somehow be used for the MS/MSD procedure.

Finally, I inadvertently forgot to remove our copy of the Chain-of Custodies. Would you please pdf them and send them to me.

If you have any more questions, please call or email me.

Thanks,

John P. Jent, MS, PE
Senior Project Manager

Prudent Technologies, Inc.
3303 Trinity Road / Louisville, KY 40206
Cell: 502-439-8005 / e-mail: jpjent@PrudentWeb.com
Please visit us at: http://www.PrudentWeb.com

Environmental Consulting / Due Diligence / Remediation / Program Management / Construction Management

Please note that the information and attachments in this email are intended for the exclusive use of the addressee and may contain confidential or privileged information. If you are not the intended recipient, please do not forward, copy, or print the message or its attachments. Notify me at the above address, and delete this message and any attachments.

From: "Letterer, Pat" <pletterer@ctlaboratories.com>
To: John Jent <jpjent@prudentweb.com>
Sent: Friday, November 11, 2011 2:16 PM
Subject: RVAAP Samples

Hi John

I do have a few questions.

First, sample C78SS-0009-0002-BD was not marked for analysis. I assume it is for asbestos?

Second, all of the samples with low sample volume may not have enough sample to do all of the requested analyses. I will have to weigh them out but I still need to subsample for the asbestos and then proceed with the sieving and drying for the MI prep. I will know better after I subsample for the asbestos and then weigh the bags. Of course we will still have to sieve which will remove any rocks and other debris which will affect the total sample weight.

Third, for C78SS-0005-0001-SO the bag label has C78SS-005**M**-0001-SO. Do I follow the COC in this case or the bag label??

Fourth, for the discrete VOC samples only one methanol terra core vial was used for each sample. I doubt we will have enough sample to do a MS/MSD on sample C78SS-0008-0002-SO.

Patrick Letterer
Project Manager
CTLaboratories
1230 Lange Court
Baraboo , WI 53913
Phone: 800-228-3012
Fax: 608-356-2766
e-mail: pletterer@ctlaboratories.com
<<http://www.ctlaboratories.com/>>
Confidentiality: The information contained within this e-mail is considered proprietary for the exclusive reading and use of the individual(s) named in the header information. If this transmission has been received in error, please inform CT Laboratories of the error and destroy the attached document. CT Laboratories assumes no liability for any document or attachment once the transmission has been completed from our facility.

Letterer, Pat

From: John Jent [jpjent@prudentweb.com]
Sent: Sunday, November 13, 2011 9:15 PM
To: Letterer, Pat
Cc: smansy@prudentweb com; jpjent@prudentweb com
Subject: Re: RVAAP Question

Pat,

Since this sample is for MS/MSD purposes, TAL metals, mercury, and ACM are not to be run.

John P. Jent, MS, PE
Senior Project Manager

Prudent Technologies, Inc.
3303 Trinity Road / Louisville, KY 40206
Cell: 502-439-8005 / e-mail: jpjent@PrudentWeb.com
Please visit us at: http://www.PrudentWeb.com

Environmental Consulting / Due Diligence / Remediation / Program Management / Construction Management

Please note that the information and attachments in this email are intended for the exclusive use of the addressee and may contain confidential or privileged information. If you are not the intended recipient, please do not forward, copy, or print the message or its attachments. Notify me at the above address, and delete this message and any attachments.

From: "Letterer, Pat" <pletterer@ctlaboratories.com>
To: John Jent <jpjent@prudentweb.com>
Sent: Friday, November 11, 2011 2:38 PM
Subject: RVAAP Question

Hello

I have another question regarding the RVAAP samples. Sample C78SS-0008-0001-SO appears to have the TAL Metals crossed out and the “ACM” was not checked??? Does this sample need Metals and ACM?

Patrick Letterer
Project Manager
CTLaboratories
1230 Lange Court
Baraboo , WI 53913
Phone: 800-228-3012
Fax: 608-356-2766
e-mail: pletterer@ctlaboratories.com
<<http://www.ctlaboratories.com/>>
Confidentiality: The information contained within this e-mail is considered proprietary for the exclusive reading and use of the individual (s) named in the header information. If this transmission has been received in error, please inform CT Laboratories of the error and destroy the attached document. CT Laboratories assumes no liability for any document or attachment once the transmission has been completed from our facility.

Letterer, Pat

From: John Jent [jpjent@prudentweb.com]
Sent: Monday, November 14, 2011 10:48 AM
To: Letterer, Pat
Cc: smansy@prudentweb com; jpjent@prudentweb com
Subject: Re: Ravenna MS-MSD Analyzes

Pat,

Thanks for checking.

Please analyze for TAL metals and Hg on the QC sample, C78SS-005M-0001-SO, but not on the MS/MSD sample C78SS-008M-0001-SO.

Thanks,

John P. Jent, MS, PE
Senior Project Manager

Prudent Technologies, Inc.
3303 Trinity Road / Louisville, KY 40206
Cell: 502-439-8005 / e-mail: jpjent@PrudentWeb.com
Please visit us at: http://www.PrudentWeb.com

Environmental Consulting / Due Diligence / Remediation / Program Management / Construction Management

Please note that the information and attachments in this email are intended for the exclusive use of the addressee and may contain confidential or privileged information. If you are not the intended recipient, please do not forward, copy, or print the message or its attachments. Notify me at the above address, and delete this message and any attachments.

From: "Letterer, Pat" <pletterer@ctlaboratories.com>
To: John Jent <jpjent@prudentweb.com>
Sent: Monday, November 14, 2011 11:35 AM
Subject: RE: Ravenna MS-MSD Analyzes

No QC on the specified samples for metals?

Patrick Letterer
Project Manager
CTLaboratories
1230 Lange Court
Baraboo, WI 53913
Phone: 800-228-3012
Fax: 608-356-2766
e-mail: pletterer@ctlaboratories.com
<<http://www.ctlaboratories.com/>>
Confidentiality: The information contained within this e-mail is considered proprietary for the exclusive reading and use of the individual (s) named in the header information. If this transmission has been received in error, please inform CT Laboratories of the error and destroy the attached document. CT Laboratories assumes no liability for any document or attachment once the transmission has been completed from our facility.

From: John Jent [mailto:jpjent@prudentweb.com]
Sent: Sunday, November 13, 2011 8:40 PM
To: mark com; Letterer, Pat

Cc: smansy@prudentweb com; jpjent@prudentweb com
Subject: Ravenna MS-MSD Analyzes

Mark and Pat,

As per Dr. Mansy, please do not conduct TAL metals or mercury analyses for on the MS/MSD samples.

It was my mistake on the chain-of custodies.

Thanks,

John P. Jent, MS, PE
Senior Project Manager

Prudent Technologies, Inc.
3303 Trinity Road / Louisville, KY 40206
Cell: 502-439-8005 / e-mail: jpjent@PrudentWeb.com
Please visit us at: http://www.PrudentWeb.com

Environmental Consulting / Due Diligence / Remediation / Program Management / Construction Management

Please note that the information and attachments in this email are intended for the exclusive use of the addressee and may contain confidential or privileged information. If you are not the intended recipient, please do not forward, copy, or print the message or its attachments. Notify me at the above address, and delete this message and any attachments.

Letterer, Pat

From: John Jent [jpjent@prudentweb.com]
Sent: Monday, November 14, 2011 10:53 AM
To: Letterer, Pat
Cc: smansy@prudentweb com; jpjent@prudentweb com
Subject: Re: RVAAP Question

Pat,

It makes things difficult when we can't share the grand picture with you.

C78SS-005M-0001-SO and C78SS-006-0001-SO are one set of triplicate ISM surface soil samples for QA purposes. Another set was sent to the primary lab as the primary samples and the QC samples.

C78SS-008-0001-SO and C78SS-008-0002-SO are samples provided for MS/MSD purposes.

John P. Jent, MS, PE
Senior Project Manager

Prudent Technologies, Inc.
3303 Trinity Road / Louisville, KY 40206
Cell: 502-439-8005 / e-mail: jpjent@PrudentWeb.com
Please visit us at: http://www.PrudentWeb.com

Environmental Consulting / Due Diligence / Remediation / Program Management / Construction Management

Please note that the information and attachments in this email are intended for the exclusive use of the addressee and may contain confidential or privileged information. If you are not the intended recipient, please do not forward, copy, or print the message or its attachments. Notify me at the above address, and delete this message and any attachments.

From: "Letterer, Pat" <pletterer@ctlaboratories.com>
To: John Jent <jpjent@prudentweb.com>
Cc: "smansy@prudentweb com" <smansy@prudentweb.com>
Sent: Monday, November 14, 2011 11:40 AM
Subject: RE: RVAAP Question

Hello

OK, now I am confused. I “assume” that samples C78SS-0008-0001-SO and C78SS-0008-0002-SO are individual samples that also need an MS/MSD analyzed on them.???? In reading your e-mail below it almost sounds like those two samples are “extra” sample that are for QC???? Please verify.

Patrick Letterer
Project Manager
CTLaboratories
1230 Lange Court
Baraboo, WI 53913
Phone: 800-228-3012
Fax: 608-356-2766
e-mail: pletterer@ctlaboratories.com
<<http://www.ctlaboratories.com/>>
Confidentiality: The information contained within this e-mail is considered proprietary for the exclusive reading and use of the individual

(s) named in the header information. If this transmission has been received in error, please inform CT Laboratories of the error and destroy the attached document. CT Laboratories assumes no liability for any document or attachment once the transmission has been completed from our facility.

From: John Jent [mailto:jpjent@prudentweb.com]
Sent: Sunday, November 13, 2011 9:15 PM
To: Letterer, Pat
Cc: smansy@prudentweb com; jpjent@prudentweb com
Subject: Re: RVAAP Question

Pat,

Since this sample is for MS/MSD purposes, TAL metals, mercury, and ACM are not to be run.

John P. Jent, MS, PE
Senior Project Manager

Prudent Technologies, Inc.
3303 Trinity Road / Louisville, KY 40206
Cell: 502-439-8005 / e-mail: jpjent@PrudentWeb.com
Please visit us at: http://www.PrudentWeb.com

Environmental Consulting / Due Diligence / Remediation / Program Management / Construction Management

Please note that the information and attachments in this email are intended for the exclusive use of the addressee and may contain confidential or privileged information. If you are not the intended recipient, please do not forward, copy, or print the message or its attachments. Notify me at the above address, and delete this message and any attachments.

From: "Letterer, Pat" <pletterer@ctlaboratories.com>
To: John Jent <jpjent@prudentweb.com>
Sent: Friday, November 11, 2011 2:38 PM
Subject: RVAAP Question

Hello

I have another question regarding the RVAAP samples. Sample C78SS-0008-0001-SO appears to have the TAL Metals crossed out and the “ACM” was not checked??? Does this sample need Metals and ACM?

Patrick Letterer
Project Manager
CTLaboratories
1230 Lange Court
Baraboo , WI 53913
Phone: 800-228-3012
Fax: 608-356-2766
e-mail: pletterer@ctlaboratories.com
<<http://www.ctlaboratories.com/>>
Confidentiality: The information contained within this e-mail is considered proprietary for the exclusive reading and use of the individual(s) named in the header information. If this transmission has been received in error, please inform CT Laboratories of the error and destroy the attached document. CT Laboratories assumes no liability for any document or attachment once the transmission has been completed from our facility.

Letterer, Pat

From: John Jent [jpjent@prudentweb.com]
Sent: Sunday, November 13, 2011 8:40 PM
To: mark com; Letterer, Pat
Cc: smansy@prudentweb com; jpjent@prudentweb com
Subject: Ravenna MS-MSD Analyzes

Mark and Pat,

As per Dr. Mansy, please do not conduct TAL metals or mercury analyses for on the MS/MSD samples.

It was my mistake on the chain-of custodies.

Thanks,

John P. Jent, MS, PE
Senior Project Manager

Prudent Technologies, Inc.
3303 Trinity Road / Louisville, KY 40206
Cell: 502-439-8005 / e-mail: jpjent@PrudentWeb.com
Please visit us at: http://www.PrudentWeb.com

Environmental Consulting / Due Diligence / Remediation / Program Management / Construction Management

Please note that the information and attachments in this email are intended for the exclusive use of the addressee and may contain confidential or privileged information. If you are not the intended recipient, please do not forward, copy, or print the message or its attachments. Notify me at the above address, and delete this message and any attachments.

Letterer, Pat

From: John Jent [jpjent@prudentweb.com]
Sent: Sunday, November 13, 2011 9:12 PM
To: Letterer, Pat
Cc: smansy@prudentweb com; jpjent@prudentweb com
Subject: Re: RVAAP Samples

Pat,

Below are answers to your questions.

1 C78SS-0009-0002-BD
Yes it should be tested for asbestos only

2 Please make the best of the situation. If any samples do not have sufficient sample volume for all the analyses, please delete the ACM testing first.

3 Please follow the bag label. The correct sample ID is C78SS-005M-0001-SO.

4 If there is insufficient sample for the VOC MS/MSD so be it. We did provide just one vial for the MS/MSD sampling we did at Ravenna this past July, however. In this round, we provided two plugs for the water content. I don't know if these materials can somehow be used for the MS/MSD procedure.

Finally, I inadvertently forgot to remove our copy of the Chain-of Custodies. Would you please pdf them and send them to me.

If you have any more questions, please call or email me.

Thanks,

John P. Jent, MS, PE
Senior Project Manager

Prudent Technologies, Inc.
3303 Trinity Road / Louisville, KY 40206
Cell: 502-439-8005 / e-mail: jpjent@PrudentWeb.com
Please visit us at: http://www.PrudentWeb.com

Environmental Consulting / Due Diligence / Remediation / Program Management / Construction Management

Please note that the information and attachments in this email are intended for the exclusive use of the addressee and may contain confidential or privileged information. If you are not the intended recipient, please do not forward, copy, or print the message or its attachments. Notify me at the above address, and delete this message and any attachments.

From: "Letterer, Pat" <pletterer@ctlaboratories.com>
To: John Jent <jpjent@prudentweb.com>
Sent: Friday, November 11, 2011 2:16 PM
Subject: RVAAP Samples

Hi John

I do have a few questions.

First, sample C78SS-0009-0002-BD was not marked for analysis. I assume it is for asbestos?

Second, all of the samples with low sample volume may not have enough sample to do all of the requested analyses. I will have to weigh them out but I still need to subsample for the asbestos and then proceed with the sieving and drying for the MI prep. I will know better after I subsample for the asbestos and then weigh the bags. Of course we will still have to sieve which will remove any rocks and other debris which will affect the total sample weight.

Third, for C78SS-0005-0001-SO the bag label has C78SS-005**M**-0001-SO. Do I follow the COC in this case or the bag label??

Fourth, for the discrete VOC samples only one methanol terra core vial was used for each sample. I doubt we will have enough sample to do a MS/MSD on sample C78SS-0008-0002-SO.

Patrick Letterer
Project Manager
CTLaboratories
1230 Lange Court
Baraboo , WI 53913
Phone: 800-228-3012
Fax: 608-356-2766
e-mail: pletterer@ctlaboratories.com
<<http://www.ctlaboratories.com/>>
Confidentiality: The information contained within this e-mail is considered proprietary for the exclusive reading and use of the individual(s) named in the header information. If this transmission has been received in error, please inform CT Laboratories of the error and destroy the attached document. CT Laboratories assumes no liability for any document or attachment once the transmission has been completed from our facility.

Letterer, Pat

From: John Jent [jpjent@prudentweb.com]
Sent: Sunday, November 13, 2011 9:15 PM
To: Letterer, Pat
Cc: smansy@prudentweb com; jpjent@prudentweb com
Subject: Re: RVAAP Question

Pat,

Since this sample is for MS/MSD purposes, TAL metals, mercury, and ACM are not to be run.

John P. Jent, MS, PE
Senior Project Manager

Prudent Technologies, Inc.
3303 Trinity Road / Louisville, KY 40206
Cell: 502-439-8005 / e-mail: jpjent@PrudentWeb.com
Please visit us at: http://www.PrudentWeb.com

Environmental Consulting / Due Diligence / Remediation / Program Management / Construction Management

Please note that the information and attachments in this email are intended for the exclusive use of the addressee and may contain confidential or privileged information. If you are not the intended recipient, please do not forward, copy, or print the message or its attachments. Notify me at the above address, and delete this message and any attachments.

From: "Letterer, Pat" <pletterer@ctlaboratories.com>
To: John Jent <jpjent@prudentweb.com>
Sent: Friday, November 11, 2011 2:38 PM
Subject: RVAAP Question

Hello

I have another question regarding the RVAAP samples. Sample C78SS-0008-0001-SO appears to have the TAL Metals crossed out and the “ACM” was not checked??? Does this sample need Metals and ACM?

Patrick Letterer
Project Manager
CTLaboratories
1230 Lange Court
Baraboo , WI 53913
Phone: 800-228-3012
Fax: 608-356-2766
e-mail: pletterer@ctlaboratories.com
<<http://www.ctlaboratories.com/>>
Confidentiality: The information contained within this e-mail is considered proprietary for the exclusive reading and use of the individual (s) named in the header information. If this transmission has been received in error, please inform CT Laboratories of the error and destroy the attached document. CT Laboratories assumes no liability for any document or attachment once the transmission has been completed from our facility.

Letterer, Pat

From: John Jent [jpjent@prudentweb.com]
Sent: Monday, November 14, 2011 10:48 AM
To: Letterer, Pat
Cc: smansy@prudentweb com; jpjent@prudentweb com
Subject: Re: Ravenna MS-MSD Analyzes

Pat,

Thanks for checking.

Please analyze for TAL metals and Hg on the QC sample, C78SS-005M-0001-SO, but not on the MS/MSD sample C78SS-008M-0001-SO.

Thanks,

John P. Jent, MS, PE
Senior Project Manager

Prudent Technologies, Inc.
3303 Trinity Road / Louisville, KY 40206
Cell: 502-439-8005 / e-mail: jpjent@PrudentWeb.com
Please visit us at: http://www.PrudentWeb.com

Environmental Consulting / Due Diligence / Remediation / Program Management / Construction Management

Please note that the information and attachments in this email are intended for the exclusive use of the addressee and may contain confidential or privileged information. If you are not the intended recipient, please do not forward, copy, or print the message or its attachments. Notify me at the above address, and delete this message and any attachments.

From: "Letterer, Pat" <pletterer@ctlaboratories.com>
To: John Jent <jpjent@prudentweb.com>
Sent: Monday, November 14, 2011 11:35 AM
Subject: RE: Ravenna MS-MSD Analyzes

No QC on the specified samples for metals?

Patrick Letterer
Project Manager
CTLaboratories
1230 Lange Court
Baraboo, WI 53913
Phone: 800-228-3012
Fax: 608-356-2766
e-mail: pletterer@ctlaboratories.com
<<http://www.ctlaboratories.com/>>
Confidentiality: The information contained within this e-mail is considered proprietary for the exclusive reading and use of the individual (s) named in the header information. If this transmission has been received in error, please inform CT Laboratories of the error and destroy the attached document. CT Laboratories assumes no liability for any document or attachment once the transmission has been completed from our facility.

From: John Jent [mailto:jpjent@prudentweb.com]
Sent: Sunday, November 13, 2011 8:40 PM
To: mark com; Letterer, Pat

Cc: smansy@prudentweb com; jpjent@prudentweb com
Subject: Ravenna MS-MSD Analyzes

Mark and Pat,

As per Dr. Mansy, please do not conduct TAL metals or mercury analyses for on the MS/MSD samples.

It was my mistake on the chain-of custodies.

Thanks,

John P. Jent, MS, PE
Senior Project Manager

Prudent Technologies, Inc.
3303 Trinity Road / Louisville, KY 40206
Cell: 502-439-8005 / e-mail: jpjent@PrudentWeb.com
Please visit us at: http://www.PrudentWeb.com

Environmental Consulting / Due Diligence / Remediation / Program Management / Construction Management

Please note that the information and attachments in this email are intended for the exclusive use of the addressee and may contain confidential or privileged information. If you are not the intended recipient, please do not forward, copy, or print the message or its attachments. Notify me at the above address, and delete this message and any attachments.

Letterer, Pat

From: John Jent [jpjent@prudentweb.com]
Sent: Monday, November 14, 2011 10:53 AM
To: Letterer, Pat
Cc: smansy@prudentweb com; jpjent@prudentweb com
Subject: Re: RVAAP Question

Pat,

It makes things difficult when we can't share the grand picture with you.

C78SS-005M-0001-SO and C78SS-006-0001-SO are one set of triplicate ISM surface soil samples for QA purposes. Another set was sent to the primary lab as the primary samples and the QC samples.

C78SS-008-0001-SO and C78SS-008-0002-SO are samples provided for MS/MSD purposes.

John P. Jent, MS, PE
Senior Project Manager

Prudent Technologies, Inc.
3303 Trinity Road / Louisville, KY 40206
Cell: 502-439-8005 / e-mail: jpjent@PrudentWeb.com
Please visit us at: http://www.PrudentWeb.com

Environmental Consulting / Due Diligence / Remediation / Program Management / Construction Management

Please note that the information and attachments in this email are intended for the exclusive use of the addressee and may contain confidential or privileged information. If you are not the intended recipient, please do not forward, copy, or print the message or its attachments. Notify me at the above address, and delete this message and any attachments.

From: "Letterer, Pat" <pletterer@ctlaboratories.com>
To: John Jent <jpjent@prudentweb.com>
Cc: "smansy@prudentweb com" <smansy@prudentweb.com>
Sent: Monday, November 14, 2011 11:40 AM
Subject: RE: RVAAP Question

Hello

OK, now I am confused. I “assume” that samples C78SS-0008-0001-SO and C78SS-0008-0002-SO are individual samples that also need an MS/MSD analyzed on them.???? In reading your e-mail below it almost sounds like those two samples are “extra” sample that are for QC???? Please verify.

Patrick Letterer
Project Manager
CTLaboratories
1230 Lange Court
Baraboo, WI 53913
Phone: 800-228-3012
Fax: 608-356-2766
e-mail: pletterer@ctlaboratories.com
<<http://www.ctlaboratories.com/>>
Confidentiality: The information contained within this e-mail is considered proprietary for the exclusive reading and use of the individual

(s) named in the header information. If this transmission has been received in error, please inform CT Laboratories of the error and destroy the attached document. CT Laboratories assumes no liability for any document or attachment once the transmission has been completed from our facility.

From: John Jent [mailto:jpjent@prudentweb.com]
Sent: Sunday, November 13, 2011 9:15 PM
To: Letterer, Pat
Cc: smansy@prudentweb com; jpjent@prudentweb com
Subject: Re: RVAAP Question

Pat,

Since this sample is for MS/MSD purposes, TAL metals, mercury, and ACM are not to be run.

John P. Jent, MS, PE
Senior Project Manager

Prudent Technologies, Inc.
3303 Trinity Road / Louisville, KY 40206
Cell: 502-439-8005 / e-mail: jpjent@PrudentWeb.com
Please visit us at: http://www.PrudentWeb.com

Environmental Consulting / Due Diligence / Remediation / Program Management / Construction Management

Please note that the information and attachments in this email are intended for the exclusive use of the addressee and may contain confidential or privileged information. If you are not the intended recipient, please do not forward, copy, or print the message or its attachments. Notify me at the above address, and delete this message and any attachments.

From: "Letterer, Pat" <pletterer@ctlaboratories.com>
To: John Jent <jpjent@prudentweb.com>
Sent: Friday, November 11, 2011 2:38 PM
Subject: RVAAP Question

Hello

I have another question regarding the RVAAP samples. Sample C78SS-0008-0001-SO appears to have the TAL Metals crossed out and the “ACM” was not checked??? Does this sample need Metals and ACM?

Patrick Letterer
Project Manager
CTLaboratories
1230 Lange Court
Baraboo , WI 53913
Phone: 800-228-3012
Fax: 608-356-2766
e-mail: pletterer@ctlaboratories.com
<<http://www.ctlaboratories.com/>>
Confidentiality: The information contained within this e-mail is considered proprietary for the exclusive reading and use of the individual(s) named in the header information. If this transmission has been received in error, please inform CT Laboratories of the error and destroy the attached document. CT Laboratories assumes no liability for any document or attachment once the transmission has been completed from our facility.

Letterer, Pat

From: John Jent [jpjent@prudentweb.com]
Sent: Monday, November 14, 2011 9:49 PM
To: mark com; Letterer, Pat
Cc: smansy@prudentweb com; jpjent@prudentweb com
Subject: Fw: Metal Analysis Protocol

Mark and Pat,

Please adhere to Sam's requirements.

If you have any questions, please call or email Sam and copy furnish me.

Thanks,

John P. Jent, MS, PE
Senior Project Manager

Prudent Technologies, Inc.
3303 Trinity Road / Louisville, KY 40206
Cell: 502-439-8005 / e-mail: jpjent@PrudentWeb.com
Please visit us at: http://www.PrudentWeb.com

Environmental Consulting / Due Diligence / Remediation / Program Management / Construction Management

Please note that the information and attachments in this email are intended for the exclusive use of the addressee and may contain confidential or privileged information. If you are not the intended recipient, please do not forward, copy, or print the message or its attachments. Notify me at the above address, and delete this message and any attachments.

----- Forwarded Message -----
From: Samir Mansy <smansy@prudentweb.com>
To: John Jent <jpjent@prudentweb.com>
Sent: Monday, November 14, 2011 1:29 PM
Subject: Metal Analysis Protocol

JJ: In order to meet the reporing requirements for Metal Analyis, the following must be conducted:

1. Duplicate Analysis
2. Pre-digested Spike Sample Analysis
3. In case of spike recovery be out of the QC Limits, Post Digestion spike must be conducted
4. Absolutely no MS/MSD on samples for Metal Anlaysis

Than You,

SAm

DVRR10092011

Table 19

ORGANOCHLORINE PESTICIDES ANALYSIS

QA/QC COMPARISON TABLE

Customer Sample ID

Project: Ravenna — L12-

Date Sampled: 7/3/2011 — Method No: EPA 8081

QC-SAMPLE NO: L12SS-301M-0001-SO — QA-SAMPLE NO.: L12SS-302M-0001-SO

Date Analyzed: 12/08/2011 Repeat Analysis — Date Analyzed: 07/21/11

Lab Name: TestAmerica-N. Canton — Lab Name: CT Laboratories

QC DF =5.0 — QA DF=2

Matrix: soil — Concentration: ug/kg

CAS NO	COMPOUND	QC Sample	QA Sample	RPD	Q
309-00-2	Aldrin	<6.8	<1.0		
319-84-6	α-BHC	<6.8	<1.2		
319-85-7	β-BHC	<6.8	<1.2		
58-89-9	γ-BHC (Lindane)	<6.8	<0.1		
319-86-8	δ-BHC	<6.8	<0.61		
5103-71-9	α-Chlordane				
5103-74-2	γ-Chlordane	<3.4			
57-74-9	Chlordane		<8.2		
510-15-6	Chlorobenzilate				
96-12-8	1,2-Dibromo-3-chloropropane (DBC)				
72-54-8	4,4'-DDD	<3.4	<0.62		
72-55-9	4,4'-DDE	**10**	**31**	**102.44**	
50-29-3	4,4'-DDT	<3.4	<1.0		
2303-16-4	Dialliate				
60-57-1	Dieldrin	<3.4	<0.62		
959-98-8	Endosulfan I	<3.4	**14**		
33213-65-9	Endosulfane II	<6.8	<0.61		
1031-07-8	Endosulfane-sulfate	<6.8	<1.8		
72-20-8	Endrin	<3.4	**30**		
7421-93-4	Endrin aldehyde	**24**	**29**	**18.868**	
53494-70-5	Endrin ketone	<3.4	<1.6		
76-44-8	Heptachlor	<6.8	**71**		
1024-57-3	Heptachlor epoxide	<6.8	**8.2**		
465-73-6	Isodrin				
72-43-5	Methoxychlor	**280**	<1.4		
8001-35-2	Toxaphene	<100	<10		

S. Mansy 10/6/2011

DVRR10092011

Table 20

ORGANOCHLORINE PESTICIDES ANALYSIS

QA/QC COMPARISON TABLE

Customer Sample ID: LL3-

Project: Ravenna

Date Sampled: 7/3/2011

Method No: EPA 8081

QC-SAMPLE NO: LL2SS-517M-0001-SO

QA-SAMPLE NO.: LL2SS-518M-0001-SO

Date Analyzed: 12/8/2011 Repeat Analysis

Date Analyzed: 07/21/11

Lab Name: TestAmerica-N. Canton

Lab Name: CT Laboratories

QC DF =5.0

QA DF=2

Matrix: soil

Concentration: ug/kg

CAS NO	COMPOUND	QC Sample	QA Sample	RPD	Q
309-00-2	Aldrin	<6.8	<1.0		
319-84-6	α-BHC	<6.8	<1.2		
319-85-7	β-BHC	<6.8	<1.2		
58-89-9	γ-BHC (Lindane)	<6.8	<0.1		
319-86-8	δ-BHC	<6.8	<0.61		
5103-71-9	α-Chlordane	<6.8	<0.61		
5103-74-2	γ-Chlordane	<3.4	<0.61		
57-74-9	Chlordane		<8.1		
510-15-6	Chlorobenzilate				
96-12-8	1,2-Dibromo-3-chloropropane (DBC)				
72-54-8	4,4'-DDD	<3.4	<0.61		
72-55-9	4,4'-DDE	**3.3**	**16**	**131.61**	
50-29-3	4,4'-DDT	<3.4	<1.0		
2303-16-4	Dialliate				
60-57-1	Dieldrin	<3.4	**8.8**		
959-98-8	Endosulfan I	<3.4	<1.4		
33213-65-9	Endosulfane II	<6.8	<0.61		
1031-07-8	Endosulfane-sulfate	<6.8	<1.8		
72-20-8	Endrin	<3.4	<0.81		
7421-93-4	Endrin aldehyde	<6.8	**13**		
53494-70-5	Endrin ketone	**25**	<1.6		
76-44-8	Heptachlor	<6.8	<0.81		
1024-57-3	Heptachlor epoxide	<6.8	**2.6**		
465-73-6	Isodrin				
72-43-5	Methoxychlor	**66**	<1.4		
8001-35-2	Toxaphene	<100	<10		

S. Mansy 10/6/2011

DVRR10092011

Table 21

ORGANOCHLORINE PESTICIDES ANALYSIS

QA/QC COMPARISON TABLE

Customer Sample ID: LL1-

Project: Ravenna

Date Sampled: 7/5/2011 Method No: EPA 8081

QC-SAMPLE NO: LL1SB-645M-0101-SO QA-SAMPLE NO.: LL1SB-646M-0101-SO

Date Analyzed: 12/8/2011 Repeated Ananysis Date Analyzed: 07/21/11

Lab Name: TestAmerica-N. Canton Lab Name: CT Laboratories

QC DF= 1.0 QA DF=20

Matrix: soil Concentration: ug/kg

CAS NO	COMPOUND	QC Sample	QA Sample	RPD	Q
309-00-2	Aldrin	<0.68	<10		
319-84-6	α-BHC	<1.3	<12		
319-85-7	β-BHC	<1.3	<12		
58-89-9	γ-BHC (Lindane)	<1.3	<1.0		
319-86-8	δ-BHC	<1.3	<6.0		
5103-71-9	α-Chlordane	<1.3	<6.0		
5103-74-2	γ-Chlordane	<0.68	**16**		
57-74-9	Chlordane		<80		
510-15-6	Chlorobenzilate				
96-12-8	1,2-Dibromo-3-chloropropane (DBC)				
72-54-8	4,4'-DDD	<0.68	<6.0		
72-55-9	4,4'-DDE	**25**	**190**	**153.49**	
50-29-3	4,4'-DDT	<0.68	<10		
2303-16-4	Dialliate				
60-57-1	Dieldrin	<0.68	**22**		
959-98-8	Endosulfan I	<0.68	<14		
33213-65-9	Endosulfane II	<1.3	<6.0		
1031-07-8	Endosulfane-sulfate	<1.3	<1.8		
72-20-8	Endrin	<0.68	<8.0		
7421-93-4	Endrin aldehyde	**24**	<22		
53494-70-5	Endrin ketone	<0.68	<16		
76-44-8	Heptachlor	**8.4**	<8.0		
1024-57-3	Heptachlor epoxide	<1.3	**12**		
465-73-6	Isodrin				
72-43-5	Methoxychlor	<3.3	<14		
8001-35-2	Toxaphene	<20	<100		

S. Mansy 10/6/2011

DVRR10092011

Table 22

ORGANOCHLORINE PESTICIDES ANALYSIS

QA/QC COMPARISON TABLE

Customer Sample ID: LL1-

Project: Ravenna

Date Sampled: 7/5/2011 Method No: EPA 8081

QC-SAMPLE NO: LL1SB-645M-0102-SO QA-SAMPLE NO.: LL1SB-646M-0102-SO

Date Analyzed: 12/8/2011 Repeated Analysis Date Analyzed: 07/21/11

Lab Name: TestAmerica-N. Canton Lab Name: CT Laboratories

QC DF = 10 QA DF=20

Matrix: soil Concentration: ug/kg

CAS NO	COMPOUND	QC Sample	QA Sample	RPD	Q
309-00-2	Aldrin	<13	<10		
319-84-6	α-BHC	<13	<12		
319-85-7	β-BHC	<13	<12		
58-89-9	γ-BHC (Lindane)	<13	<1.0		
319-86-8	δ-BHC	<13	<6.0		
5103-71-9	α-Chlordane	<13	<6.1		
5103-74-2	γ-Chlordane	<6.8	<6.1		
57-74-9	Chlordane		<81		
510-15-6	Chlorobenzilate				
96-12-8	1,2-Dibromo-3-chloropropane (DBC)				
72-54-8	4,4'-DDD	<6.8	<6.0		
72-55-9	4,4'-DDE	**180**	**490**	92.537	
50-29-3	4,4'-DDT	<6.8	<10		
2303-16-4	Dialliate				
60-57-1	Dieldrin	**21**	**250**	169	
959-98-8	Endosulfan I	<6.8	<14		
33213-65-9	Endosulfane II	<13	<6.0		
1031-07-8	Endosulfane-sulfate	<13	<18		
72-20-8	Endrin	<6.8	<8.0		
7421-93-4	Endrin aldehyde	**370**	**270**	31.3	
53494-70-5	Endrin ketone	<6.8	<16		
76-44-8	Heptachlor	<13	<8.0		
1024-57-3	Heptachlor epoxide	<13	**59**		
465-73-6	Isodrin				
72-43-5	Methoxychlor	<33	**420**		
8001-35-2	Toxaphene	**2600**	<100		

S. Mansy 10/6/2011

DVRR10092011

Table 23

ORGANOCHLORINE PESTICIDES ANALYSIS

QA/QC COMPARISON TABLE

Customer Sample ID: LL1-

Project: Ravenna

Date Sampled: 7/5/2011 Method No: EPA 8081

QC-SAMPLE NO: LL1SB-645M-0103-SO QA-SAMPLE NO.: LL1SB-646M-0103-SO

Date Analyzed: 12/8/2011 Repeated Analysis Date Analyzed: 07/21/11

Lab Name: TestAmerica-N. Canton Lab Name: CT Laboratories

QC DF = 1.0 QA DF=10

Matrix: soil Concentration: ug/kg

CAS NO	COMPOUND	QC Sample	QA Sample	RPD	Q
309-00-2	Aldrin	<1.3	**6**		
319-84-6	α-BHC	<1.3	<6.0		
319-85-7	β-BHC	<1.3	<6.0		
58-89-9	γ-BHC (Lindane)	<1.3	<5.0		
319-86-8	δ-BHC	<1.3	<3.0		
5103-71-9	α-Chlordane	<1.3	<3.0		
5103-74-2	γ-Chlordane	<0.67	**12**		
57-74-9	Chlordane		<40		
510-15-6	Chlorobenzilate				
96-12-8	1,2-Dibromo-3-chloropropane (DBC)				
72-54-8	4,4'-DDD	<0.67	<6.0		
72-55-9	4,4'-DDE	<0.67	**490**		
50-29-3	4,4'-DDT	<0.67	<10		
2303-16-4	Dialliate				
60-57-1	Dieldrin	<0.67	**8.9**		
959-98-8	Endosulfan I	<1.3	<7.0		
33213-65-9	Endosulfane II	<1.3	<3.0		
1031-07-8	Endosulfane-sulfate	<1.3	<8.9		
72-20-8	Endrin	<0.67	<4.0		
7421-93-4	Endrin aldehyde	<1.3	<11		
53494-70-5	Endrin ketone	<0.67	<7.9		
76-44-8	Heptachlor	<1.3	<8.0		
1024-57-3	Heptachlor epoxide	<1.3	<5.0		
465-73-6	Isodrin				
72-43-5	Methoxychlor	<3.3	<7.0		
8001-35-2	Toxaphene	<20	<50		

S. Mansy 10/6/2011

DVRR10092011

Table 24

ORGANOCHLORINE PESTICIDES ANALYSIS

QA/QC COMPARISON TABLE

Customer Sample ID: LL4-

Project: Ravenna

Date Sampled: 6/26/2011

Method No: EPA 8081

QC-SAMPLE NO: LL4SS-417M-0001-SO

QA-SAMPLE NO.: LL4SS-418M-0001-SO

Date Analyzed: 12/8/2011/ Repeat Analysis

Date Analyzed: 07/21/11

Lab Name: TestAmerica-N. Canton

Lab Name: CT Laboratories

QC DF = 1.0

QA DF = 1

Matrix: soil

Concentration: ug/kg

CAS NO	COMPOUND	QC Sample	QA Sample	RPD	Q
309-00-2	Aldrin	<1.4	<0.51		
319-84-6	α-BHC	<1.4	<0.61		
319-85-7	β-BHC	**4.6**	<0.61		
58-89-9	γ-BHC (Lindane)	<1.4	<0.51		
319-86-8	δ-BHC	<1.4	**1.9**		
5103-71-9	α-Chlordane	<1.4			
5103-74-2	γ-Chlordane	<0.69	<0.3		
57-74-9	Chlordane		<4.1		
510-15-6	Chlorobenzilate				
96-12-8	1,2-Dibromo-3-chloropropane (DBC)				
72-54-8	4,4'-DDD	<0.69	<0.3		
72-55-9	4,4'-DDE	**1.6**	**2.5**	43.902	
50-29-3	4,4'-DDT	**0.74**	**7.2**	162.72	
2303-16-4	Dialliate				
60-57-1	Dieldrin	<0.69	<0.30		
959-98-8	Endosulfan I	<0.69	**2.9**		
33213-65-9	Endosulfane II	<1.4	**0.61**		
1031-07-8	Endosulfane-sulfate	<1.4	<0.91		
72-20-8	Endrin	<0.69	**4.6**		
7421-93-4	Endrin aldehyde	**3.1**	<1.1		
53494-70-5	Endrin ketone	<0.69	<0.81		
76-44-8	Heptachlor	<1.4	**8.7**		
1024-57-3	Heptachlor epoxide	<1.4	<0.51		
465-73-6	Isodrin				
72-43-5	Methoxychlor	**6.3**	**5.6**		
8001-35-2	Toxaphene	<20	<5.1		

S. Mansy 10/6/2011

DVRR10092011

Table 25

ORGANOCHLORINE PESTICIDES ANALYSIS

QA/QC COMPARISON TABLE

Customer Sample ID: LL3-

Project: Ravenna

Date Sampled: 7/2/2011

Method No: EPA 8081

QC-SAMPLE NO: LL3SD-417M-0001-SD

QA-SAMPLE NO.: LL3SD-418M-0001-SD

Date Analyzed: 12/8/2011 Repeat Analysis

Date Analyzed: 07/21/11

Lab Name: TestAmerica-N. Canton

Lab Name: CT Laboratories

QC DF =5.0

QA DF = 2

Matrix: soil

Concentration: ug/kg

CAS NO	COMPOUND	QC Sample	QA Sample	RPD	Q
309-00-2	Aldrin	<6.8	<0.1		
319-84-6	α-BHC	<6.8	<1.2		
319-85-7	β-BHC	<6.8	<1.2		
58-89-9	γ-BHC (Lindane)	<6.8	<0.1		
319-86-8	δ-BHC	<6.8	<0.61		
5103-71-9	α-Chlordane	<6.8	<0.61		
5103-74-2	γ-Chlordane	<3.4	<0.61		
57-74-9	Chlordane		<8.2		
510-15-6	Chlorobenzilate				
96-12-8	1,2-Dibromo-3-chloropropane (DBC)				
72-54-8	4,4'-DDD	<3.4	<0.61		
72-55-9	4,4'-DDE	**10**	**36**	**113.04**	
50-29-3	4,4'-DDT	<3.4	<0.1		
2303-16-4	Dialliate				
60-57-1	Dieldrin	<3.4	<0.61		
959-98-8	Endosulfan I	<3.4	<1.4		
33213-65-9	Endosulfane II	<6.8	**1.6**		
1031-07-8	Endosulfane-sulfate	<6.8	<1.8		
72-20-8	Endrin	<3.4	**20**		
7421-93-4	Endrin aldehyde	**5.2**	<2.2		
53494-70-5	Endrin ketone	**25**			
76-44-8	Heptachlor	<6.8	**110**		
1024-57-3	Heptachlor epoxide	<6.8	**3.1**		
465-73-6	Isodrin				
72-43-5	Methoxychlor	**210**	<1.4		
8001-35-2	Toxaphene	<100	<10		

S. Mansy 10/6/2011

Appendix G – Data Verification Report

Prudent Technologies, Inc.

Data Verification Report
(DVRR)

Project Name: Ravenna Ammunition Plant

Location: Ravenna, Ohio

Reviewer: Samir A. Mansy

Title: Senior Chemist

Laboratory Name: TestAmerica – North Canton

Project No: RVAAP-240-1585-1,-1599- 1, 1619-1, 1620-1, 1650-1, 1653-1, 1728-1.

Review Date: 10/10/2011

Report Date (s):

Methodology: SW846

Review: Manual, 100%

QC Elements			Compliance	
			N	Y
Laboratory Status	Validated			x
1. Cooler's Receipt Form (s):		Comments		
Chain of Custody (CC)	Chain Kept			X
Cooler's Temperature	2 - 4 Celsius			X
Sample Labeling	Accepted			X
Sample Containers	Acceptable			X
Headspace VOC	None			
Preservative	Yes			x

2. Holding Time:					Compliance	
Methods		Out	In	Comments	N	Y
Volatile Organics Choose an item.	14 Days	Y				X
Semi-Volatile Org Choose an item.	Extraction: 28 days	Y				X
Semi-Volatile Org Choose an item.	Analysis: 40 days	Y				X
PCB/Pesticides Choose an item.	Extraction: 14 days	Y				X
PCB/Pesticides Choose an item.	Analysis: 40 days	Y				X
Herbicides Choose an item.	Extraction: Choose an item.	Not Applicable				
Herbicides Choose an item.	Analysis Choose an item.	**Not Applicable**				
Explosive: Choose an item.	Extraction: 14 days	Y				X
Explosive: Choose an item.	Analysis: 40 days	Y				X
Nitro-cellulose	14 days	Y				X
Metals/ICP Choose an item.	6 Months	Y				X
Metals/Graphite Choose an item.	6 Months	Not Applicable				
Hexavalent chromium, EPA 7196	24 Hours	Y				X
Mercury, Choose an item.	28 days	Y				X

3. Analysis:			Compliance	
3.1 Volatile Organic Analysis			N	Y
Method Number: **EPA 8260B**	Correct Analysis: Y			X
Reported MDL	Y			X
RL/MRL	Acceptable			X
VOC Trip Blank	Absent			
Method Blank (MB)	Present			X
Rinsates Blank	Not Applicable			
Spikes Recovery: LCSs	Acceptable			X
RPD LCS/LCSD	Not Applicable			X
Surrogates:				
MB	Acceptable	The mean surrogate recoveries were outside the QC Limits of 85-115%, the recoveries ranged from 71-84.5% See Figures 1-4.		X
LCS	Acceptable			X
LCSD	Not Required			
Samples	Acceptable			
MS	Acceptable			X
MSD	Not Performed			X
Spikes Recovery:				
MS	Acceptable			X
MSD	Not Performed			
RPD MS/MSD	Not Applicable			
VOA Completeness	**Fill in number of samples analyzed & Total number of requested analyses from Chain of Custody (s)**			X

Number Samples Analyzed	Total Number Analyses	Results
75	75	**100%**

3. Analysis Continued:			Compliance	
3.2 Semivolatile Organic Analysis			N	Y
Method Number: **EPA 8270C**	Correct Analysis: Y	Indicate only wrong method(s) used:		X
Reported MDL	Y			X
RL/MRL	Acceptable			x
VOC Trip Blank	Not Applicable			
Method Blank (MB)	Present			X
Rinsates Blank	Present			X
Spikes Recovery: LCSs	Acceptable			X
RPD LCS/LCSD	Not Required			
Surrogates:		**All Surrogate Recoveries were within their QC limits except for two samples, LL4SB-407M-0103-SO, LL4SB=415M-0103-SO.**		X
MB	**Acceptable**			X
LCS	Acceptable			X
LCSD	Not Required			X
		See Figures: 5-11		X
Samples	Acceptable	**Surrogates: Phenol-d_5, 2,4,6-Tribromophenol, Nitrobenzene-d_5. 2-Fluorobiphenyl and 2-Fluorophenol were out of control limits.**	X	
MS	Acceptable		X	
MSD	Acceptable			
	< QC Limits			
	Acceptable	**Surrogate 2,4,6-Tribromophenol was recovered at 27% from sample LL4SB-410M-0101-SO**	X	
		and at 32% from sample LL4SB-411M-0101-SO at levels below the QC limits, 35-125%	X	
		All six surrogates were not detected for sample #LL3SB-414M-0102-SO due to a dilution of its sample extract, Dilution Factor (DF) of 200; and for samples: L12SS-304M-0001/0002-SO, -MS, and –MSD, DF = 50.		X X X X
3. Analysis Continued:			Compliance	

3.2 Semivolatile Organic Analysis (Continued)			N	Y
Spikes Recovery:				
MS	Acceptable			X
MSD	Acceptable			X
RPD	Acceptable	All RPDs were below the Upper Limit of RPD Criteria of 30		X
MS/MSD				X
SVA Completeness	**Fill in number of samples analyzed & Total number of requested analyses from Chain of Custody (s)**			X

Number Samples Analyzed	Total Number Analyses	Results
56	56	**100%**

3. Analysis Continued:	Compliance

3.3 Polychlorinated Biphenyls (PCB)			N	Y
Method Number: **EPA 8082A**	Correct Analysis: Y	Indicate only wrong method(s) used:		
Reported MDL	Y			
RL/MRL	Acceptable			
VOC Trip Blank	Not Applicable			
Method Blank (MB)	Present			
Rinsates Blank	Present			
Spikes Recovery: LCSs	Acceptable			
Surrogates:		TCX Surrogate:		
MB	Acceptable	All Recoveries of surrogate		
LCS	Acceptable	Tetrachloro-m-xylene compound (TCX)		X
LCSD	Not Required	was within the QC Limits of 40-140%.		
Samples	Acceptable	The surrogate Recoveries had a mean of		
MS	Acceptable	82.9%. See Figure 12.		
MSD	Acceptable			
		TCX recoveries were not detected for		X
		samples:		
		LL1SB-644M-0102-SO,		
		LL1SB-644M-0103-SO,		
		LL1SB-645M-0102-SO,		
		LL1SB-645M-0102-SO-MS,		
		LLS1B-645M-0102-SO-MSD,		
		Due to dilutions, DF=50, 10, 100, 100,		
		100 respectively. Analytical data are		
		acceptable.		
		DCB Surrogate:		
		Recoveries of surrogates		
		Decachlorobiphenyl (DCB) compound		
		ware within QC limits except for the		X
		following samples:		
		LL3SD-416M-0001M-SD		
3. Analysis Continued:			Compliance	

3.4 Polychlorinated Biphenyls (PCB)/Continued			N	Y
Surrogates		LL3SD-417M-0001-SD LL2SS-519M-0001-SO LL2SS-516M-0001-SO LL2SS-516M-0001-SO MS LL2SS-516M-0001-SO MSD L12SS-300M-0001-SO L12SS-301M-0001-SO LL2SB-515M-0102-SO	x x x x x X X X	
		Recoveries were above the upper limit of the QC criteria (60-125). See Figure: 13.		X
		DCB Surrogate was not detected for sample, LL3SB-413M-0101-SO, due to a dilution of extracts, DF = 200.		
		The mean of the DCB recoveries was 109.3% within QC Limits. See Figure 13.		X
Spikes Recovery:				
MS	Acceptable	4 MS/MSD analyses were conducted; results of 3 of them were acceptable. Spike Recoveries were not detected for samples #LL1SB-645M-0102- MS & MSD due to low spike concentrations, below reporting limits		X
MSD	Acceptable			x
RPD	Acceptable			
MS/MSD			X	
PCB Completeness	Fill in number of samples analyzed & Total number of requested analyses from Chain of Custody (s) 99 / 99 / 100%			X

3. Analysis Continued:			Compliance	
3.4 Organochlorine Pesticides			N	Y
Method Number: **EPA 8081B**	Correct Analysis: Y	Indicate only wrong method(s) used:		
Reported MDL	Y			
RL/MRL	High due to Dilution			
VOC Trip Blank	NA			
Method Blank (MB)	Present			
Rinsates Blank	Present			
Spikes Recovery: LCSs	Acceptable			
LCSD	Not Required			
Surrogates:				
MB	Acceptable	Unacceptable Surrogate recoveries, recoveries exceeded the upper limits for samples, -MS and –MSD. An Example, sample LL4SS416M0001/0002-SO was diluted, DF=20 and showed no pesticides detected; the TCX surrogate was recovered at 1220% out of the QC limits (70-125). There is a technical problem.		X
LCS	Acceptable			X
LCSD	Not Required			
Samples	> QC limits		X	
MS	> QC Limits			
MSD	> QC Limits			
	> QC Limits			
Spikes Recovery:				
MS	>QC Limits	Several spike recoveries were out of the QC limits.	X	
MSD	> QC Limits		X	
RPD	Acceptable			X
MS/MSD	Not Acceptable		X	

3. Analysis Continued:	Compliance

3.4 Organochlorine Pesticides (Continued)			N	Y
Spikes Recovery:				
MS	> QC Limits	Continued.		
MSD	> QC Limits			
RPD	Acceptable	Two RPDs were reported incorrectly for sample LL4SS416M0001/0002 -Ms/M SD; RPD = 200 for alpha-BHC & Endrin ketone. Recalculating RPD gave results of 34 and 0.9 respectively.	X	X
MS/MSD		Also two RPDs for sample #LL1SB-645M-0103-SO was reported incorrectly equal to 200 each, recalculation of the RPDs showed results 2.6 for Endosulfane I and 45.3 for Endrin.	X	X
Pesticides Completeness	**Fill in number of samples analyzed & Total number of requested analyses from Chain of Custody (s)**			

Number Samples Analyzed	Total Number Analyses	Results
17	17	**100%**

3. Analysis Continued:			Compliance	
3.5 Nitroaromatics, Nitramines, Nitrate Esters Analysis			N	Y
Method Number: EPA 8330B	Correct Analysis: Y	Indicate only wrong method(s) used:		X
Reported MDL	Y			X
RL/MRL	Acceptable			X
Method Blank (MB)	Present			X
Rinsates Blank	Present			X
Spikes Recovery: LCSs	Acceptable			X
RPD LCS/LCSD	Not Required			X
Surrogates:				
MB	Acceptable	The mean surrogate 3,4-dinitrotoluene recovery was 91.5%, within QC limits. See Figure 14.		X
LCS	Acceptable			X
LCSD	Not Required			
Samples	Acceptable			X
MS	Acceptable			X
MSD	Acceptable			X
Spikes Recovery:				
MS	Acceptable			X
MSD	Acceptable			X
RPD MS/MSD	Acceptable			X
Explosive Completeness	Fill in number of samples analyzed & Total number of requested analyses from Chain of Custody (s)			X

Number Samples Analyzed	Total Number Analyses	Results
27	27	100%

3. Analysis Continued			Compliance	
3.6 Metal Analytes			N	Y
Method Number: EPA 6020	Correct Analysis: No	Indicate only different method(s) used: EPA 6020 was used in place of requested EPA 6010B on C.O.C.		X
Reported MDL	Y			X
RL/MRL	Acceptable			x
Method Blank (MB)	Present			X
Rinsates Blank	Present			X
Analyte Spikes Recovery: LCSs	Acceptable			X
Analyte Spikes Recovery: Samples Pr-Digested Spike	Choose an item.	Laboratory performed MS/MSD experiments that do not provide any technical information in Metal Analysis. Duplicate analysis should have been performed instead.	X	
	> QC Limits			
Post-Digested Spike	Not Performed			
Analyte Recovery: Sample Duplicate	Acceptable	Not Performed	X	
	Required			
RPD	Not Applicable	Duplicate Analysis should have been performed.		
Metal Completeness	**Fill in number of samples analyzed & Total number of requested analyses from Chain of Custody (s)**			X

Number Samples Analyzed	Total Number Analyses	Results
20	20	**100%**

4. Comparability:			Compliance	
			N	Y
	Agreement Between QC & QA Sample Results	Remarks. Noticeable Agreements between QA and QC results at RPD <12; Maximum Allowable RPD ≤50.		
	No* Yes			
Volatile Organics EPA 8260B	Choose an item.	Toluene was detected at low levels in some samples. See Tables 1-4.	X	
Semi-Volatile Org EPA 8270C Samples: L12SS-301M-0001-SO L12SS-301M-0001-SO LL4SS-417M-0001-SO LL3SD-417M-0001-SD LL2SS-517M-0001-SO LL2SS-517M-0001-SO LL2SS-517M-0001-SO LL2SS-517M-0001-SO LL2SS-517M-0001-SO LL2SS-517M-0001-SO LL2SS-517M-0001-SO LL2SS-517M-0001-SO LL1SB-645M-0101-SO LL1SB-645M-0101-SO	Yes	See Tables 5-10, RPD Naphthalene 10.5 Benzo(b)fluoranthene 9.8 Naphthalene 11.3 Acenaphthene 0.0 Naphthalene 7.4 Fluoranthene 2.8 Pyrene 3.6 Benzo(a)anthracene 6.1 Chrysene 6.4 Benzo(k)fluoranthene 2.1 Benzo(a)pyrene 5.7 Indeno(1,2,3-cd)pyrene 9.5 Fluoranthene 6.6 Pyrene 5.5		X
PCB/EPA 8082B LL1SB-645M-0102-SO LL1SB-645M-0103-SO LL3SD-417M-0001-SD	**YES**	See Tables 11-16. Aroclor 1254 0.0 Aroclor 1254 4.2 Aroclor 1254 1.2		X
Pesticides: EPA 8081B	NO	See Tables 17-23. See Item #5 for details.	X	
Explosive Residues: EPA 8330B/MOD	Yes	Most of the results were either non-detect or below the RL. See Tables 24-28.		X
Nitro-cellulose	Yes			
Metals, EPA 6020 Samples: LL3SD-417M-0001-SD LL3SD-417M-0001-SD LL3SD-417M-0001-SD LL3SD-417M-0001-SD	Yes	See Tables 29-36. Aluminum 12.0 Arsenic 0.8 Beryllium 0.0 Calcium 8.8		X

4 Comparability (Continued):				Compliance	
				N	Y
Evaluations	Agreement Between QC & QA Sample Results		Remarks. Noticeable Agreements between QA and QC results at RPD <12; Maximum Allowable RPD ≤50.		
	No*	Yes			
Metals, Continued:		Yes			X
EPA 6020			See Tables 29-36.		
Samples:			RPD		
LL1SB-645M-0102-SO			Barium 8.4		
LL1SB-645M-0102-SO			Iron 0.8		
LL1SB-645M-0102-SO			Magnesium 2.1		
LL4SS-417M-0001-SO			Aluminum 8.6		
LL4SS-417M-0001-SO			Arsenic 7.0		
LL4SS-417M-0001-SO			Beryllium 0.0		
LL4SS-417M-0001-SO			Calcium 2.1		
LL4SS-417M-0001-SO			Cobalt 3.1		
LL4SS-417M-0001-SO			Iron 9.5		
LL4SS-417M-0001-SO			Magnesium 0.0		
LL4SS-417M-0001-SO			Manganese 3.1		
LL4SS-417M-0001-SO			Potassium 2.4		
LL4SS-417M-0001-SO			Selenium 3.6		
LL4SS-417M-0001-SO			Vanadium 7.8		
LL2SS-517M-0001-SO			Aluminum 11.8		
LL2SS-517M-0001-SO			Arsenic 7.3		
LL2SS-517M-0001-SO			Iron 7.7		
LL2SS-517M-0001-SO			Magnesium 5.5		
L12SS-301M-0001-SO			Barium 10.8		
L12SS-301M-0001-SO			Copper 2.3		
L12SS-301M-0001-SO			Iron 11.9		
LL1SB-645M-0101-SO			Manganese 8.1		

5. Summary of Non-conformances:	
Organochlorine Pesticide Analysis/EPA8081B	
Sample Numbers:	Remarks
LL4SS-417M-0001-SO	Major discrepancies/No Agreements between QC & QA results. <u>False Negative Results</u>: δ-BHC 4,4'-DDE 4,4'-DDT Endosulfane I Endosulfane II Endrin Heptachlor Methoxychlor
LL3SD-417M-0001-SD	Major discrepancies/ No Agreements between QC & QA results. <u>False Negative Results</u>: 4,4'-DDE Endosulfane II Heptachlor Heptachlor epoxide <u>False Positive Results</u>: β-BHC at 130 µg/kg
L12SS-301M-0001-SO	Major discrepancies/ No Agreements between QC & QA results. <u>False Negative Results</u>: 4,4'-DDE Endosulfane I Endrin Endrin aldehyde Heptachlor Heptachlor epoxide

5 - Summary of Non-conformances Continued:	
Organochlorine Pesticide Analysis/EPA8081B (Continued)	
QC-Sample Numbers	Remarks
LL2SS-517M-0001-SO	Major discrepancies/ No Agreements between QC & QA results. <u>False Negative Results</u>: 4,4'-DDE Dieldrin Endrin aldehyde Heptachlor epoxide
LL1SB-645M-0101-SO	Only one analyte (4,4'-DDE) was in minor disagreement with its counterpart in the QA sample results, RPD = 53.3, out of the QC limits of 50. All remaining analytes had major discrepancies with their counterparts in the QA-sample. <u>False Negative Results</u>: γ-Chlordane Dieldrin Heptachlor epoxide
LL1SB-645M-0102-SO	4,4'-DDE analyte was in minor disagreement with its counterpart in the QA sample results, RPD = 80, out of the QC limits of maximum allowable 50. Endrin aldehyde was in agreement with its QA result, RPD = 43.5. All remaining analytes had major discrepancies with their counterparts in the QA-sample, no agreements. <u>False Negative Results</u>: Dieldrin Heptachlor epoxide Methoxychlor <u>False Positive Results</u>: α-Chlordane at 650 µg/kg Endosulfane I at 13 µg/kg Endrin at 16 µg/kg

5 - Summary of Non-conformances Continued:	
Organochlorine Pesticide Analysis/EPA8081B (Continued)	
QC-Sample Numbers	Remarks
LL1SB-645M-0103-SO	Only 4,4'-DDE analyte was in agreement with its QA result, RPD = 31.0. False Negative Results: Aldrin γ-Chlordane Dieldrin False Positive Results: β-BHC at 28 µg/L 4,4'-DDT at 20 µg/L Endosulfane I at 13 µg/L Endrin at 36 µg/L

Pesticide Analysis:
One of the major discrepancies between QC and QA sample was negative results in QC results due to dilution of sample extracts in the primary laboratory, TestAmerica laboratories. High dilution raised reporting limits above levels of contaminants; some levels of analytes became non-detectable at these levels. TestAmerica did not perform any cleanup steps before analysis of sample extracts. Recommend using either GPC Method EPA3640 or SGC Method EPA 3630 before analysis. TestAmerica reported results off primary columns, and not confirmation columns results. There were discrepancies between results of both columns indicating instrumental problems in addition to inadequate sample preparations.

Conclusion:
Results of Organochlorine Pesticide analyses are unacceptable, and recommend rejecting these results produced by TestAmerica Laboratories, North Canton, Ohio

Acknowledgment:
I certify this review package is in compliance with the terms and conditions of the contract, both technically and for completeness other than was/were outlined in the tables above. Release of the hardcopy review data package and/or in the computer ADR/EDMS on CD has been authorized by Prudent Reviewer, as verified by the following signature.

Date: 10/10/2011

Signature: Samir Mansy

Title: Senior Chemist

Name: Samir A. Mansy, PhD

SECTION I

Surrogate Recovery Graphs

Volatile Organic Analysis:

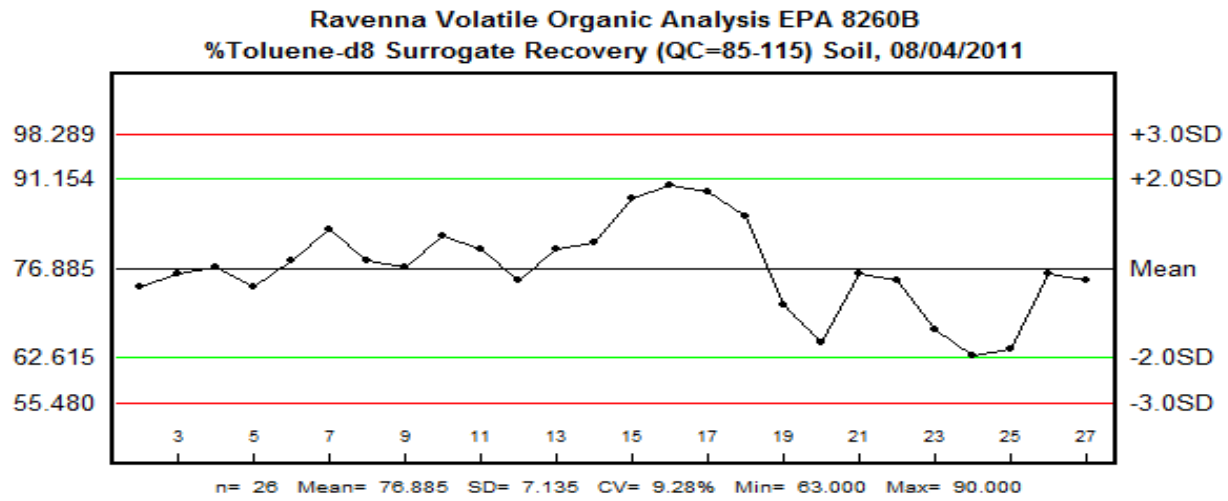

Figure 1

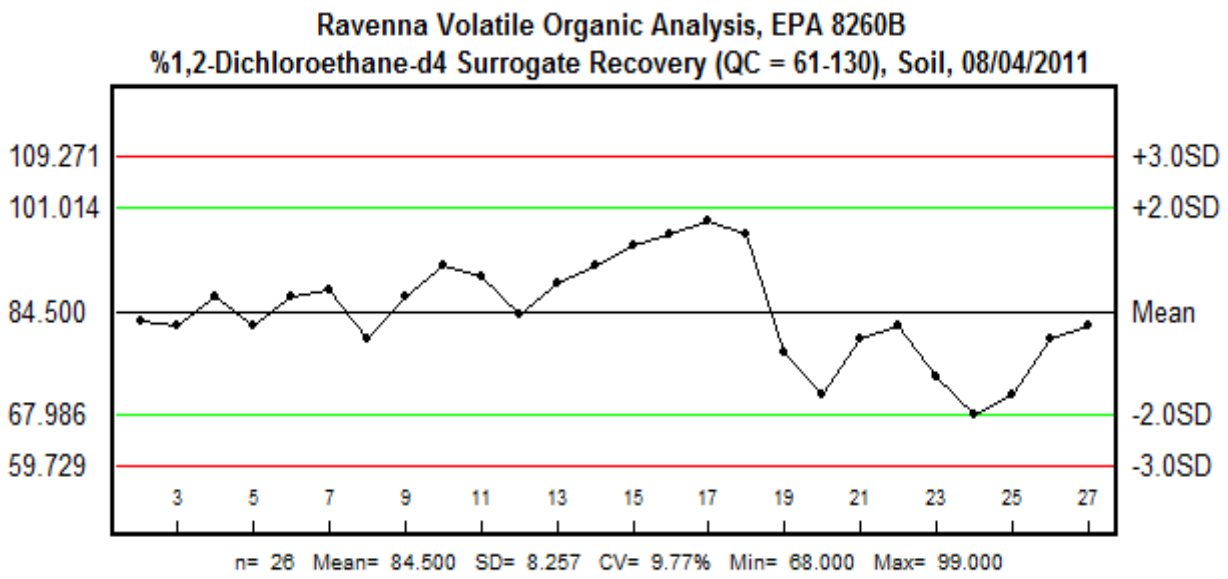

Figure 2

Volatile Organic Analysis:

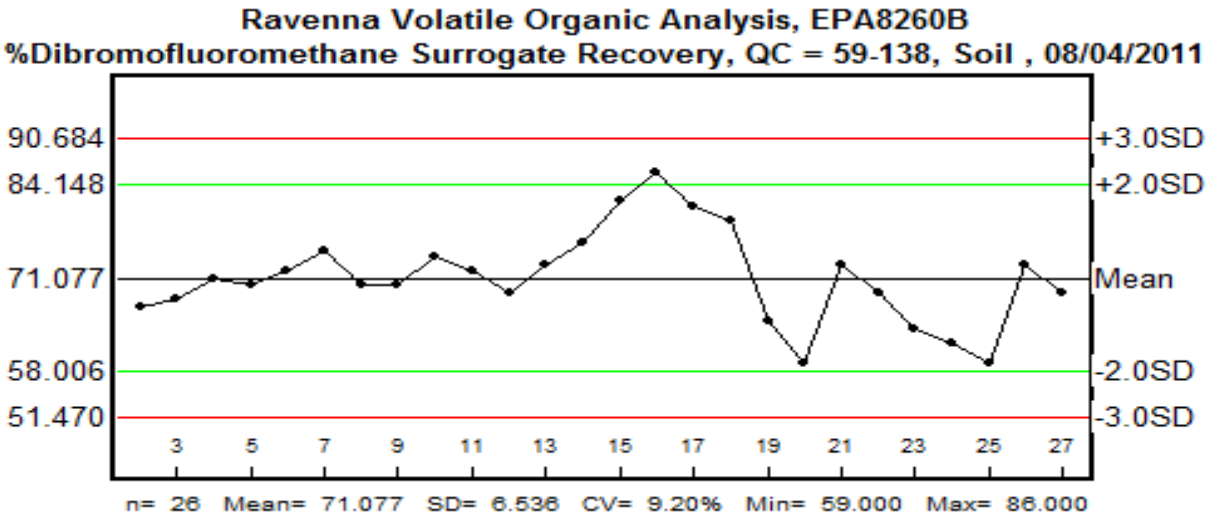

Figure 3

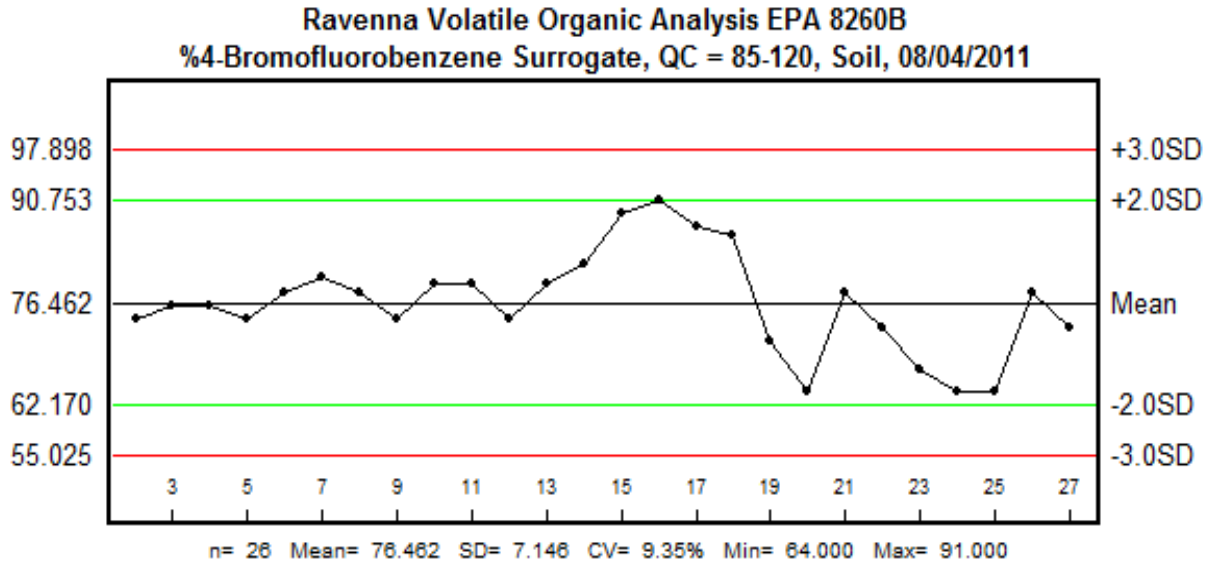

Figure 4

Semivolatile Organic Analysis

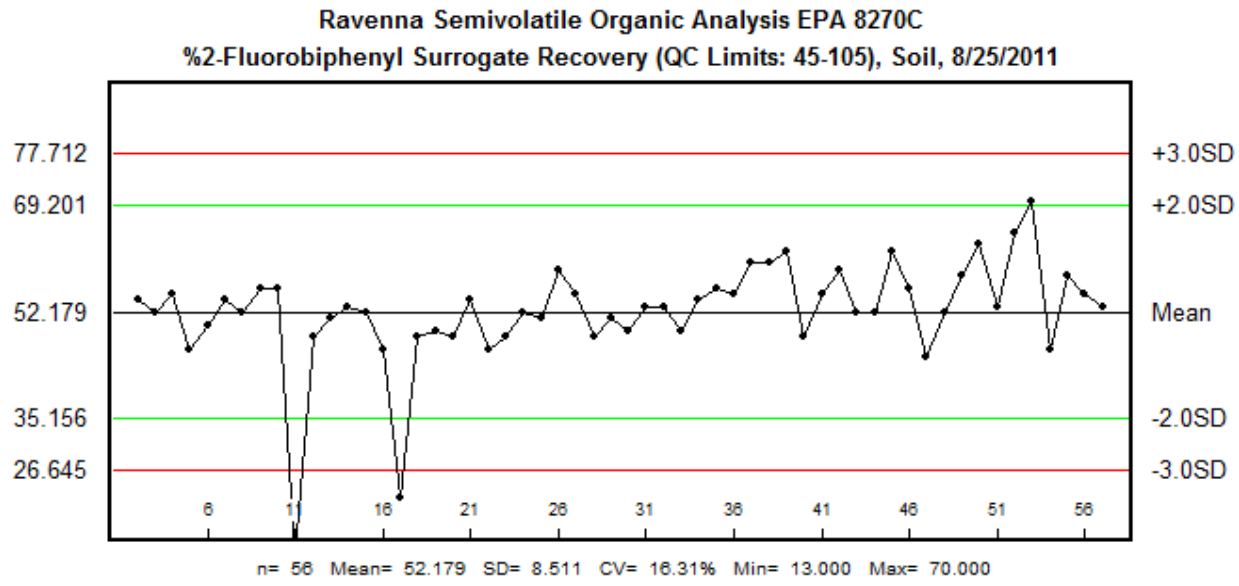

Figure 5

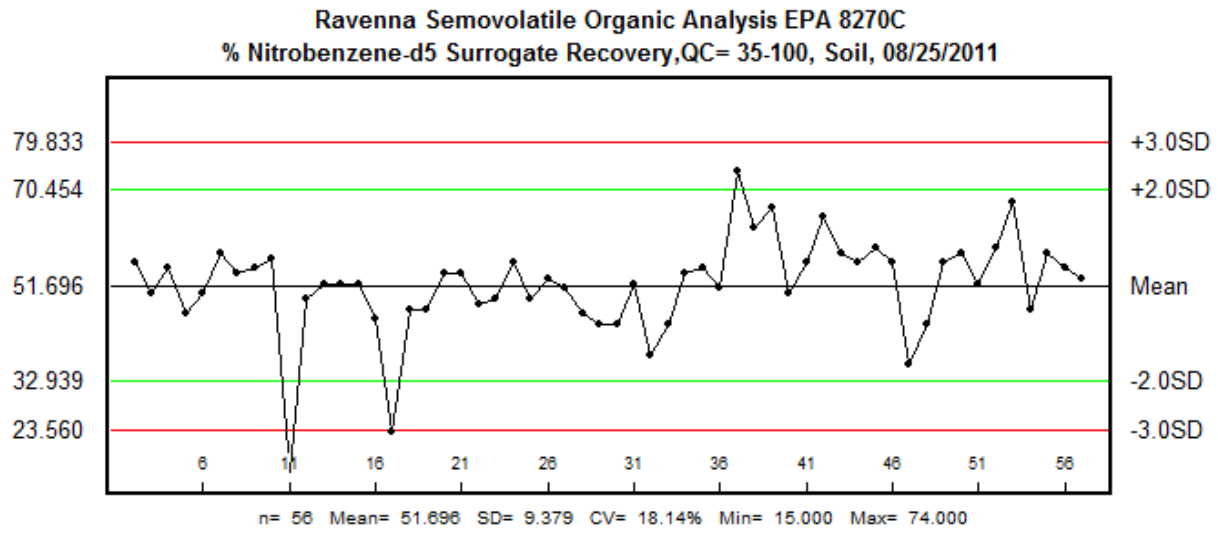

Figure 6

Semivolatile Organic Analysis:

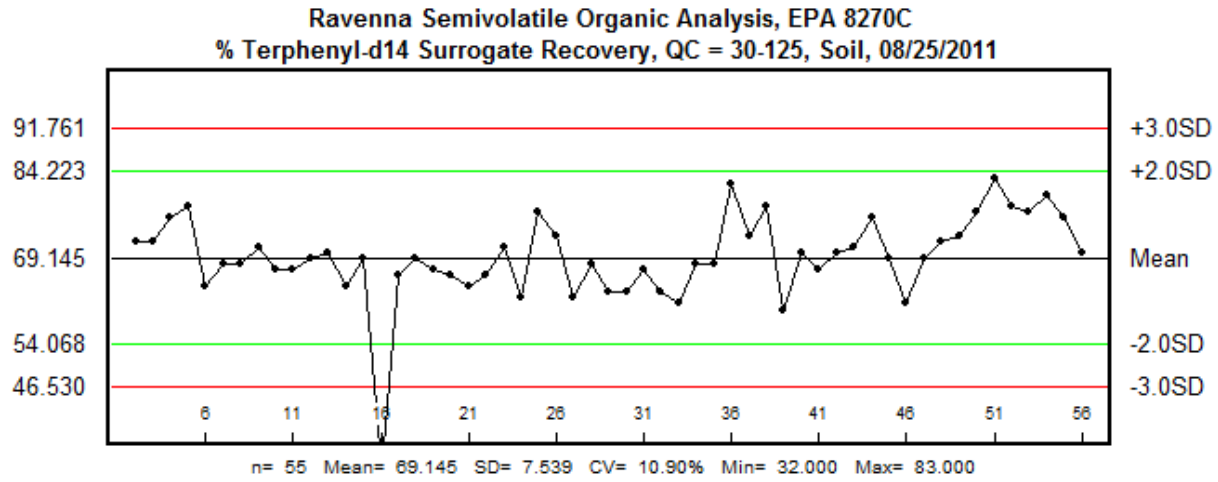

Figure 7

Semivolatile Organic Analysis:

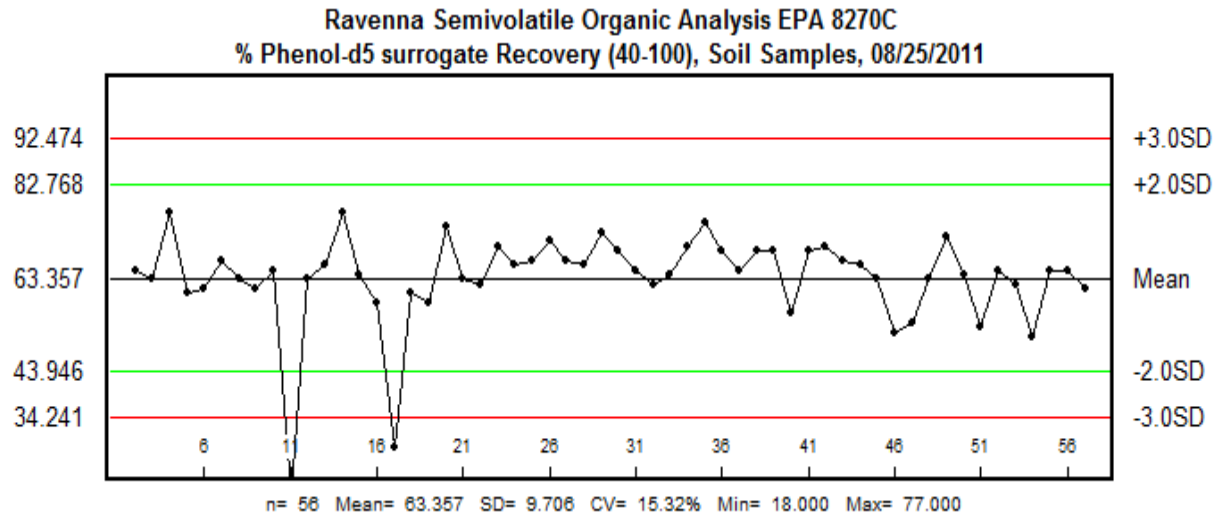

Figure 8

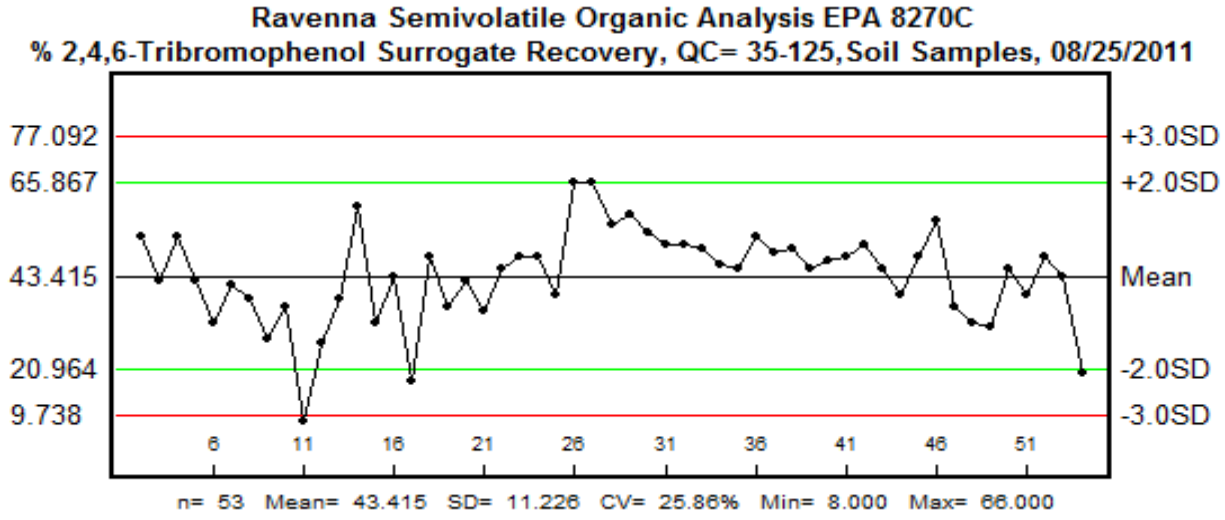

Figure 9

Semivolatile Organic Analysis:

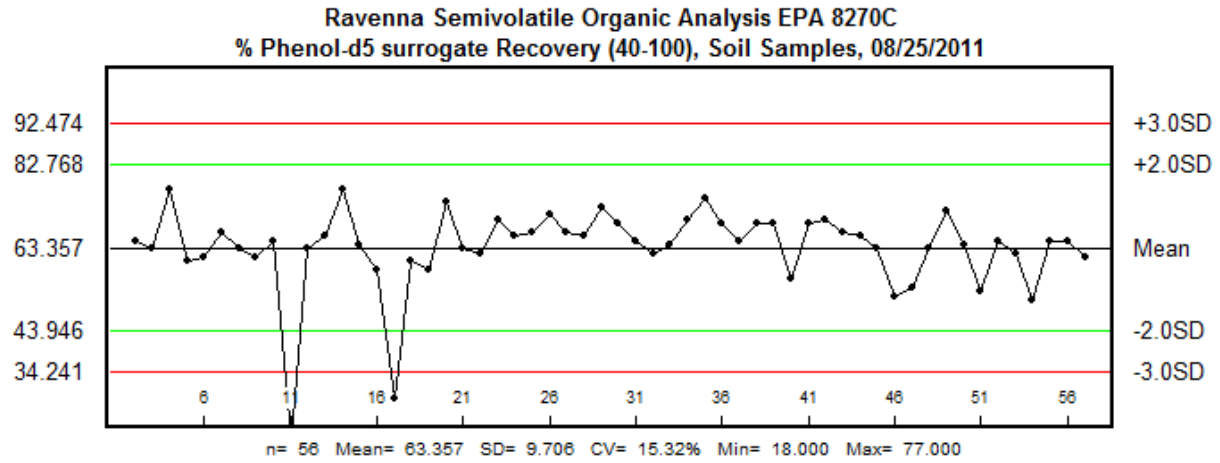

Figure 10

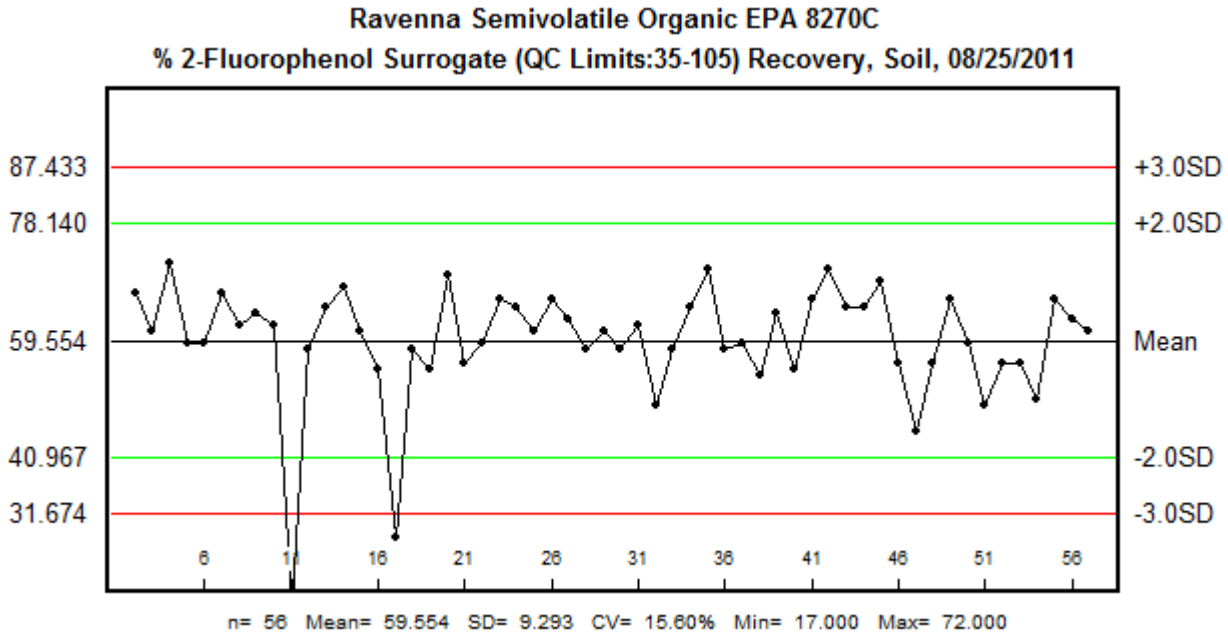

Figure 11

Polychlorinated Biphenyl (PCB) Analysis:

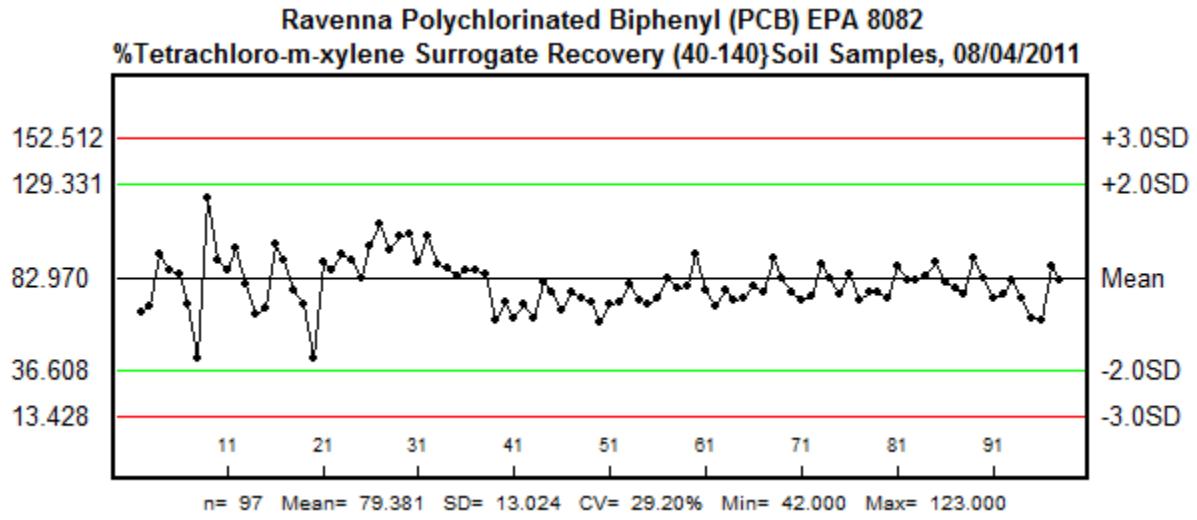

Figure 12

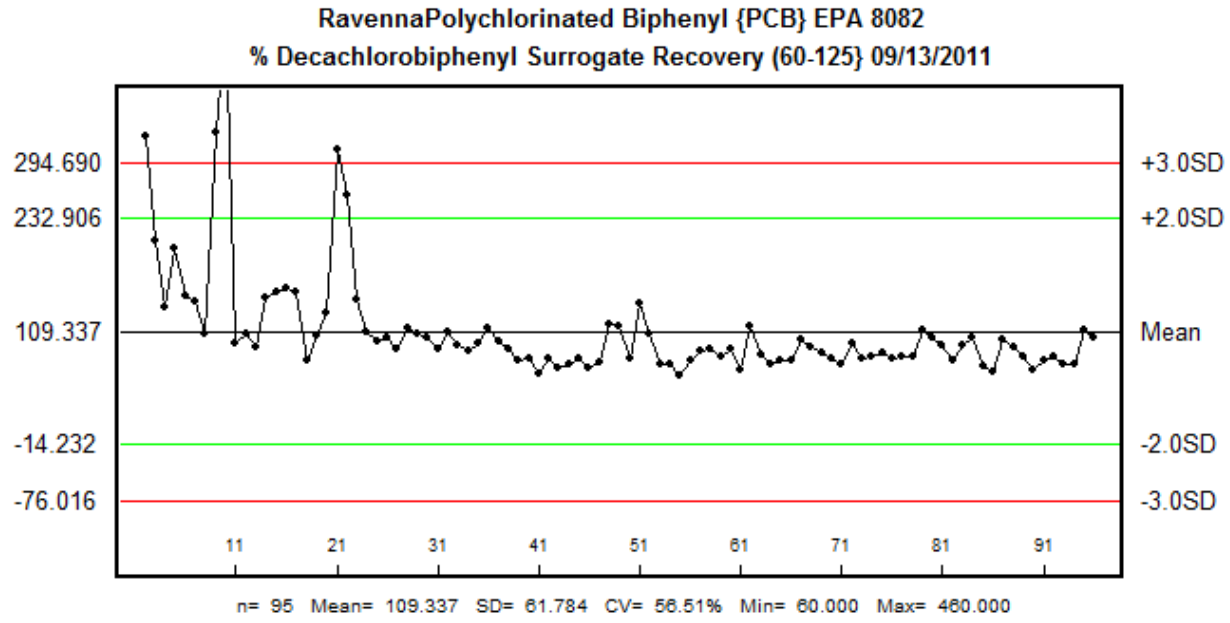

Figure 13

Nitroaromatics & Nitroamines Explosive Analysis:

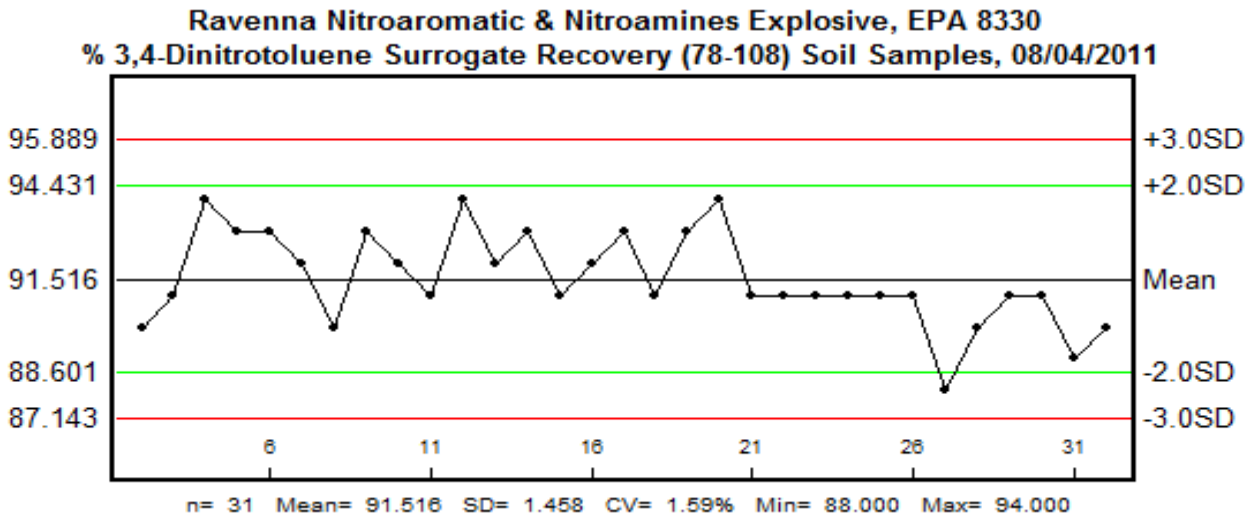

Figure 14

SECTION II

Surrogate Recovery Data

Nitroaromatic & Nitroamines Analysis
Ravenna Surrogate Recoveries 2011

TestAmerica Laboratory

Ravenna	%DNT SURROGATE	Explosive Residues Analysis
LL3SD-416M-0001-SD	90	
LL3SD-417M-0001-SD	91	
LL2SS-516M-0001-SO	94	
LL2SS-516M-0001-SO	93	MS
LL2SS-516M-0001-SO	93	MSD
LL2SS-517-M-0001-SO	92	
LL2SS-301M-0001-SO	90	
LL1SB-644M-0101-SO	93	
LL1SB-644M-0102-SO	92	
LL1SB-644M-0103-SO	91	
LL1SB-645M-0101-SO	94	
LL1SB-645M-0102-SO	92	
LL1SB-645M-0103-SO	93	
LL1SB-640M-0101-SO	91	
LL1SB-640M-0102-SO	92	
LL1SB-640M-0103-SO	93	
LL2SS-300M-0001-SO	91	
METHOD BLANK	93	
LCS	94	
CHASS-0001M-0001-SO	91	
CHASS-0001M-0001-SO	91	Duplicate
CHASS-0001M-0001-SO	91	Spike
CHASS-0002M-0001-SO	91	
Method Blank	91	
LCS	91	
LL4SS-416M-0001/0002-SO	88	
LL4SS-416M-0001/0002-SO MS	90	Spike
LL4SS-416M-0001/0002-SO MSD	91	Spike Duplicate
LL4SS=417M-0001-SO	91	
Method Blank	89	
LCS	90	

Polychlorinated Biphenyl Analysis

PCB	% DCB Recov Decachlorobipheny Surrogate Recovery
LL3SD-416M-0001-SD	322
LL3SD-417M-0001-SD	208
LL2SS-519M-0001-SO	135
LL2SS-516M-0001-SO	200
LL2SS-516M-0001-SO	147
LL2SS-516M-0001-SO	142
LL2SS-517M-0001-SO	106
L12SS-300M-0001-SO	327
L12SS-301M-0001-SO	460
LL1SB-644M-0101-SO	95
LL1SB-645-0101-SO	107
LL1SB-645M-0103-SO	91
LL3SD-416M-0001-SD	146
LL3SD-417M-0001-SD	152
LL2SS-519M-0001-SO	156
LL2SS-516M-0001-SO	152
LL2SS-516M-0001-SO	78
LL2SS-516M-0001-SO	104
LL2SS-517M-0001-SO	129
L12SS-300M-0001-SO	307
L12SS-301M-0001-SO	257
LL1SB-644M-0101-SO	144
LL1SB-645-0101-SO	108
LL1SB-645M-0103-SO	97
LCS	102
LCS	90
LCS	112
LCS	107
Method Blank	102
Method Blank	90
Method Blank	109
Method Blank	94
CHASS-0001M-0001-SO	88
CHASS-0001M-0001-SO	95
CHASS-0001M-0001-SO	113
CHASS-0001M-0001-SO	98
LCS	90
LL4SS-416M-0001/0002-SO	78
LL4SS-416M-0001/0002-SO	80

LL4SS-416M-0001/0002-SO MS	62
LL4SS-416M-0001/0002-SO MSI	79
LL4SS=417M-0001-SO	68
LCS	72
LCS	79
Method Blank	69
Method Blank	75
LL4SS-416M-0001/0002-SO	117
LL4SS-416M-0001/0002-SO	115
LL4SS-416M-0001/0002-SO MS	80
LL4SS-416M-0001/0002-SO MSI	140
LL4SS=417M-0001-SO	106
LCS	73
LCS	73
Method Blank	60
Method Blank	77
LL2SB-514M-0101-SO	87
LL2SB-514M-0102-SO	89
LL2SB-514M-0103-SO	82
LL2SB-515M-0101-SO	90
LL2SB-515M-0103-SO	67
LL2SB-513M-0101-SO	114
LL2SB-513M-0102-SO	84
LL2SB-513M-0103-SO	74
LL2SB-513M-0103-SO MS	77
LL2SB-513M-0103-SO MSD	77
LCS	101
Method Blank	91
LL2SB-514M-0101-SO	85
LL2SB-514M-0102-SO	79
LL2SB-514M-0103-SO	72
LL2SB-515M-0101-SO	95
LL2SB-515M-0103-SO	79
LL2SB-513M-0101-SO	82
LL2SB-513M-0102-SO	85
LL2SB-513M-0103-SO	80
LL2SB-513M-0103-SO MS	81
LL2SB-513M-0103-SO MSD	81
LCS	110
Method Blank	102
LL3SB-412M-0101-SO	94
LL3SB-412M-0102-SO	78
LL3SB-424M-0001-SO	93

LL3SB-423M-0001-SO	103
LL3SB-413M-0102-SO	71
LL3SB-413M-0103-SO	64
LCS	101
Method Blank	91
LL3SB-412M-0101-SO	81
LL3SB-412M-0102-SO	67
LL3SB-424M-0001-SO	78
LL3SB-423M-0001-SO	82
LL3SB-413M-0102-SO	72
LL3SB-413M-0103-SO	73
LCS	110
Method Blank	102

LL3SB-413M-0101-SO	0	Dilution DF = 200
LL2SB-515M-0102-SO	168	Dilution DF = 2
LL2SB-515M-0102-SO	176	Dilution DF = 2
LL1SB-644M-0102-SO	0	Dilution
LL1SB-644M-0102-SO	0	Dilution
LL1SB-645M-0102-SO	0	Dilution
LL1SB-645M-0102-SO MS	0	Dilution
LL1SB-645M-0102-SO MSD	0	Dilutin

Polychlorinated Biphenyl

PCB	%TCX Recove	Ravenna 08/04/2011	
LL3SD-416M-0001-SD	65	TCX1	
LL3SD-417M-0001-SD	68		
LL2SS-519M-0001-SO	95		
LL2SS-516M-0001-SO	86		
LL2SS-516M-0001-SO	84	MS	
LL2SS-516M-0001-SO	69	MSD	
LL2SS-517M-0001-SO	42		
L12SS-300M-0001-SO	123		
L12SS-301M-0001-SO	92		
LL1SB-644M-0101-SO	86		
LL1SB-645-0101-SO	98		
LL1SB-645M-0103-SO	79		
LL3SD-416M-0001-SD	64	TCX2	
LL3SD-417M-0001-SD	67		
LL2SS-519M-0001-SO	100		
LL2SS-516M-0001-SO	91		
LL2SS-516M-0001-SO	76	MS	
LL2SS-516M-0001-SO	69	MSD	
LL2SS-517M-0001-SO	42		
L12SS-300M-0001-SO	90		
L12SS-301M-0001-SO	86		
LL1SB-644M-0101-SO	95		
LL1SB-645-0101-SO	91		
LL1SB-645M-0103-SO	82		
LCS	99		
LCS	110		
LCS	97		
LCS	104		
Method Blank	105		
Method Blank	90		
Method Blank	104		
Method Blank	89		
CHASS-0001M-0001-SO	87		
CHASS-0001M-0001-SO	83		
CHASS-0001M-0001-SO	86		
CHASS-0001M-0001-SO	86		
LCS	84		
LL4SS-416M-0001/0002-SO	61		TCX1
LL4SS-416M-0001/0002-SO	70		

LL4SS-416M-0001/0002-SO MS	62	
LL4SS-416M-0001/0002-SO MSD	69	
LL4SS=417M-0001-SO	62	
LCS	80	
LCS	75	
Method Blank	66	
Method Blank	75	
LL4SS-416M-0001/0002-SO	72	TCX2
LL4SS-416M-0001/0002-SO	70	
LL4SS-416M-0001/0002-SO MS	60	
LL4SS-416M-0001/0002-SO MSD	69	
LL4SS=417M-0001-SO	70	
LCS	79	
LCS	71	
Method Blank	69	
Method Blank	72	
LL2SB-514M-0101-SO	82	
LL2SB-514M-0102-SO	77	
LL2SB-514M-0103-SO	78	
LL2SB-515M-0101-SO	95	
LL2SB-515M-0102-SO	76	
LL2SB-515M-0103-SO	68	
LL2SB-513M-0101-SO	76	
LL2SB-513M-0102-SO	71	
LL2SB-513M-0103-SO	72	
LL2SB-513M-0103-SO MS	78	
LL2SB-513M-0103-SO MSD	75	
LCS	93	
Method Blank	82	
LL2SB-514M-0101-SO	75	
LL2SB-514M-0102-SO	71	
LL2SB-514M-0103-SO	73	
LL2SB-515M-0101-SO	89	
LL2SB-515M-0102-SO	82	
LL2SB-515M-0103-SO	74	
LL2SB-513M-0101-SO	84	
LL2SB-513M-0102-SO	71	
LL2SB-513M-0103-SO	75	
LL2SB-513M-0103-SO MS	75	
LL2SB-513M-0103-SO MSD	72	
LCS	88	
Method Blank	81	
LL3SB-412M-0101-SO	81	

LL3SB-412M-0102-SO	83	
LL3SB-424M-0001-SO	90	
LL3SB-423M-0001-SO	80	
LL3SB-413M-0102-SO	77	
LL3SB-413M-0103-SO	74	
LCS	93	
Method Blank	82	
LL3SB-412M-0101-SO	72	
LL3SB-412M-0102-SO	74	
LL3SB-424M-0001-SO	81	
LL3SB-423M-0001-SO	72	
LL3SB-413M-0102-SO	62	
LL3SB-413M-0103-SO	61	
LCS	88	
Method Blank	81	
LL3SB-413M-0101-SO	0	Dilution DF=200

Semivolatile Organic Analysis

	QC=35-100	
Ravenna	NBZ	% Nitrobenzene-d5 Surrogate Recovery Soil EPA8270C
LL3SB-414M-0101-SO	56	
LL3SB-414M-0103-SO	50	
LCS	55	
Method BLank	46	
LL4SB-411M-0101-SO	50	
LL4SB-411M-0102-SO	58	
LL4SB-411M-0103-SO	54	
LL4SB-407M-0101-SO	55	
LL4SB-407M-0102-SO	57	
LL4SB-407M-0103-SO	15	Q
LL4SB-410M-0101-SO	49	
LL4SB-410M-0102-SO	52	
LL4SB-410M-0103-SO	52	
LL4SB-415M-0101-SO	52	
LL4SB-415M-0102-SO	45	
LL4SB-415M-0103-SO	23	Q
LL4SB-413M-0101-SO	47	
LL4SB-413M-0102-SO	47	
LL4SB-413M-0103-SO	54	
LL4SB-413M-0103-SO MS	54	
LL4SB-413M-0103-SO MSD	48	
LCS	49	LCS 240-7706/22-A
Method Blank	56	MB 240-7706/21-A
LL4SB-412M-0001-SO	49	
LL4SB-414M-0001/0002-SO	53	
LL4SB-414M-0001/0002-SO MS	51	
LL4Sb-414M-0001/0002-SO MSD	46	
LL4SB-419M-0001-SO	44	
LL4SB-420M-0001-SO	44	
LL4SB-421M-0001-SO	52	
LL4Sb-416M-0001/0002-SO	38	
LL4SB-416M-0001/0002-SO MS	44	
LL4SB-416M-0001/0002-SO MSD	54	
LL4SB-417M-0001-SO	55	
L12SS-305M-0001-SO	51	
L12SS-304M-0001/0002-SO	74	
L12SS-304M-0001/0002-SO MS	63	
L12SS-304M-0001/0002-SO MSD	67	
LCS	50	
LCS	56	

Method Blank	65	
Mehtod Blank	58	
Method Blank	56	
LL3SB-422M-0001-SO	59	
LL2SS-519M-0001-SO	56	
LL2SS-516M-0001-SO	36	
LL2SS-516M-0001-SO MS	44	
LL2SS-516M-0001-SO MSD	56	
LL1SB-641M-0101-SO	58	
LL1SB-641M-0102-SO	52	
LL1SB-641M-0103-SO	59	
LL1SB-642M-0101-SO	68	
LL1SB-642M-0102-SO	47	
LL1SB-642M-0103-SO	58	
LCS	55	
Method BLank	53	
LL3SB-414M-0102-SO	0	Dilution, DF = 200

Semivolatile Organic Analysis

	QC=35-125	
Ravenna	%TBP	% 2,4,6-Tribromophenol surrogate Recovery, Soil Samples EPA8270C
LL3SB-414M-0101-SO	53	
LL3SB-414M-0103-SO	42	
LCS	53	
Method BLank	42	
LL4SB-411M-0101-SO	32	Q
LL4SB-411M-0102-SO	41	
LL4SB-411M-0103-SO	38	
LL4SB-407M-0101-SO	28	
LL4SB-407M-0102-SO	36	
LL4SB-407M-0103-SO	8	Q
LL4SB-410M-0101-SO	27	Q
LL4SB-410M-0102-SO	38	
LL4SB-410M-0103-SO	60	
LL4SB-415M-0101-SO	32	QM
LL4SB-415M-0102-SO	43	
LL4SB-415M-0103-SO	18	Q
LL4SB-413M-0101-SO	48	
LL4SB-413M-0102-SO	36	
LL4SB-413M-0103-SO	42	
LL4SB-413M-0103-SO MS	35	MS
LL4SB-413M-0103-SO MSD	45	MSD
LCS	48	LCS 240-7706/22-A
Method Blank	48	MB 240-7706/21-A
LL4SB-412M-0001-SO	39	
LL4SB-414M-0001/0002-SO	66	
LL4SB-414M-0001/0002-SO	66	MS
LL4Sb-414M-0001/0002-SO	56	MSD
LL4SB-419M-0001-SO	58	
LL4SB-420M-0001-SO	54	
LL4SB-421M-0001-SO	51	
LL4Sb-416M-0001/0002-SO	51	
LL4SB-416M-0001/0002-SO	50	MS
LL4SB-416M-0001/0002-SO	46	MSD
LL4SB-417M-0001-SO	45	
LL12SS-305M-0001-SO	53	
LCS	49	
LCS	50	
Method Blank	45	
Mehtod Blank	47	

Method Blank	48	
LL3SB-422M-0001-SO	51	
LL2SS-519M-0001-SO	45	
LL2SS-516M-0001-SO	39	
LL2SS-516M-0001-SO MS	48	MS
LL2SS-516M-0001-SO MSD	57	MSD
LL1SB-641M-0101-SO	36	
LL1SB-641M-0102-SO	32	
LL1SB-641M-0103-SO	31	
LL1SB-642M-0101-SO	45	
LL1SB-642M-0102-SO	39	
LL1SB-642M-0103-SO	48	
LCS	43	
Method BLank	20	
LL3SB-414M-0102-SO	0	Dilution, DF = 200
L12SS-304M-0001/0002-SO	0	Dilution Factor = 50
L12SS-304M-0001/0002-SO	0	MS, Dilution Factor = 50
L12SS-304M-0001/0002-SO	0	MSD, Dilution Factor = 50

Semiolatile Organic Analysis

QC=40-100

Ravenna	PHL	% Phenol-d5 Surrogate Recovery, Soil, EPA8270C, 2011
LL3SB-414M-0101-SO	65	
LL3SB-414M-0103-SO	63	
LCS	77	
Method BLank	60	
LL4SB-411M-0101-SO	61	
LL4SB-411M-0102-SO	67	
LL4SB-411M-0103-SO	63	
LL4SB-407M-0101-SO	61	
LL4SB-407M-0102-SO	65	
LL4SB-407M-0103-SO	18	Q
LL4SB-410M-0101-SO	63	
LL4SB-410M-0102-SO	66	
LL4SB-410M-0103-SO	77	
LL4SB-415M-0101-SO	64	
LL4SB-415M-0102-SO	58	
LL4SB-415M-0103-SO	28	Q
LL4SB-413M-0101-SO	60	
LL4SB-413M-0102-SO	58	
LL4SB-413M-0103-SO	74	
LL4SB-413M-0103-SO	63	MS
LL4SB-413M-0103-SO	62	MSD
LCS	70	LCS 240-7706/22-A
Method Blank	66	MB 240-7706/21-A
LL4SB-412M-0001-SO	67	
LL4SB-414M-0001/0002-S	71	
LL4SB-414M-0001/0002-S	67	MS
LL4Sb-414M-0001/0002-S	66	MSD
LL4SB-419M-0001-SO	73	
LL4SB-420M-0001-SO	69	
LL4SB-421M-0001-SO	65	
LL4Sb-416M-0001/0002-S	62	
LL4SB-416M-0001/0002-S	64	MS
LL4SB-416M-0001/0002-S	70	MSD
LL4SB-417M-0001-SO	75	
L12SS-305M-0001-SO	69	
L12SS-304M-0001/0002-S	65	
L12SS-304M-0001/0002-S	69	MS
L12SS-304M-0001/0002-S	69	MSD
LCS	56	
LCS	69	

Method Blank	70	
Mehtod Blank	67	
Method Blank	66	
LL3SB-422M-0001-SO	63	
LL2SS-519M-0001-SO	52	
LL2SS-516M-0001-SO	54	
LL2SS-516M-0001-SO	63	MS
LL2SS-516M-0001-SO	72	MSD
LL1SB-641M-0101-SO	64	
LL1SB-641M-0102-SO	53	
LL1SB-641M-0103-SO	65	
LL1SB-642M-0101-SO	62	
LL1SB-642M-0102-SO	51	
LL1SB-642M-0103-SO	65	
LCS	65	
Method BLank	61	

LL3SB-414M-0102-SO	0	Dilution, DF = 200

Semivolatile Organic Analysis

Ravenna	TPH (30-125)	% Terphenyl-d14 Surrogate Recovery Soil SamplesEPA8270C
LL3SB-414M-0101-SO	72	Dilution DF = 2
LL3SB-414M-0103-SO	72	
LCS	76	
Method BLank	78	
LL4SB-411M-0101-SO	64	
LL4SB-411M-0102-SO	68	
LL4SB-411M-0103-SO	68	
LL4SB-407M-0101-SO	71	
LL4SB-407M-0102-SO	67	
LL4SB-410M-0101-SO	67	
LL4SB-410M-0102-SO	69	
LL4SB-410M-0103-SO	70	
LL4SB-415M-0101-SO	64	
LL4SB-415M-0102-SO	69	
LL4SB-415M-0103-SO	32	
LL4SB-413M-0101-SO	66	
LL4SB-413M-0102-SO	69	
LL4SB-413M-0103-SO	67	
LL4SB-413M-0103-SO MS	66	
LL4SB-413M-0103-SO MSD	64	
LCS	66	LCS 240-7706/22-A
Method Blank	71	MB 240-7706/21-A
LL4SB-412M-0001-SO	62	
LL4SB-414M-0001/0002-SO	77	
LL4SB-414M-0001/0002-SO MS	73	
LL4Sb-414M-0001/0002-SO MSD	62	
LL4SB-419M-0001-SO	68	
LL4SB-420M-0001-SO	63	
LL4SB-421M-0001-SO	63	
LL4Sb-416M-0001/0002-SO	67	
LL4SB-416M-0001/0002-SO MS	63	
LL4SB-416M-0001/0002-SO MSD	61	
LL4SB-417M-0001-SO	68	
L12SS-305M-0001-SO	68	
L12SS-304M-0001/0002-SO	82	
L12SS-304M-0001/0002-SO MS	73	
L12SS-304M-0001/0002-SO MSD	78	
LCS	60	
LCS	70	

Method Blank	67	
Mehtod Blank	70	
Method Blank	71	
LL3SB-422M-0001-SO	76	
LL2SS-519M-0001-SO	69	
LL2SS-516M-0001-SO	61	
LL2SS-516M-0001-SO MS	69	
LL2SS-516M-0001-SO MSD	72	
LL1SB-641M-0101-SO	73	
LL1SB-641M-0102-SO	77	
LL1SB-641M-0103-SO	83	
LL1SB-642M-0101-SO	78	
LL1SB-642M-0102-SO	77	
LL1SB-642M-0103-SO	80	
LCS	76	
Method BLank	70	
LL3SB-414M-0102-SO	0	Dilution DF = 200
LL4SB-407M-0103-SO	18	Q

Semivolatile Organic Analysis

Ravenna	FBP (45-105)	2-Fluorobiphenyl Surrogate Semivolatile Organic 8270C
LL3SB-414M-0101-SO	54	
LL3SB-414M-0103-SO	52	
LCS	55	LCS 240-8076/15A
Method BLank	46	MB 240-8076/14-A
LL4SB-411M-0101-SO	50	
LL4SB-411M-0102-SO	54	
LL4SB-411M-0103-SO	52	
LL4SB-407M-0101-SO	56	
LL4SB-407M-0102-SO	56	
LL4SB-407M-0103-SO	13	Dilution Factor 1.0
LL4SB-410M-0101-SO	48	
LL4SB-410M-0102-SO	51	
LL4SB-410M-0103-SO	53	
LL4SB-415M-0101-SO	52	
LL4SB-415M-0102-SO	46	
LL4SB-415M-0103-SO	22	Dilution Factor 1.0
LL4SB-413M-0101-SO	48	
LL4SB-413M-0102-SO	49	
LL4SB-413M-0103-SO	48	
LL4SB-413M-0103-SO MS	54	
LL4SB-413M-0103-SO MSD	46	
LCS	48	MB 240-7706/22-A
Method Blank	52	MB 240-7706/21-A
LL4SB-412M-0001-SO	51	
LL4SB-414M-0001/0002-SO	59	
LL4SB-414M-0001/0002-SO MS	55	
LL4Sb-414M-0001/0002-SO MSD	48	
LL4SB-419M-0001-SO	51	
LL4SB-420M-0001-SO	49	
LL4SB-421M-0001-SO	53	
LL4Sb-416M-0001/0002-SO	53	
LL4SB-416M-0001/0002-SO MS	49	
LL4SB-416M-0001/0002-SO MSD	54	
LL4SB-417M-0001-SO	56	
L12SS-305M-0001-SO	55	
L12SS-304M-0001/0002-SO	60	
L12SS-304M-0001/0002-SO MS	60	
L12SS-304M-0001/0002-SO MSD	62	
LCS	48	

LCS	55	
Method Blank	59	
Mehtod Blank	52	
Method Blank	52	
LL3SB-422M-0001-SO	62	
LL2SS-519M-0001-SO	56	
LL2SS-516M-0001-SO	45	
LL2SS-516M-0001-SO MS	52	
LL2SS-516M-0001-SO MSD	58	
LL1SB-641M-0101-SO	63	
LL1SB-641M-0102-SO	53	
LL1SB-641M-0103-SO	65	
LL1SB-642M-0101-SO	70	
LL1SB-642M-0102-SO	46	
LL1SB-642M-0103-SO	58	
LCS	55	
Method BLank	53	
LL3SB-414M-0102-SO	0	Dilution DF = 200

Semivolatile Organic Analysis

	QC = 35-105	
Ravenna	2FP	2-Fluorophenol Surrogate Recovery EPA8270 Soil
LL3SB-414M-0101-SO	67	
LL3SB-414M-0103-SO	61	
LCS	72	
Method BLank	59	
LL4SB-411M-0101-SO	59	
LL4SB-411M-0102-SO	67	
LL4SB-411M-0103-SO	62	
LL4SB-407M-0101-SO	64	
LL4SB-407M-0102-SO	62	
LL4SB-407M-0103-SO	17	Dilution Factor 1.0
LL4SB-410M-0101-SO	58	
LL4SB-410M-0102-SO	65	
LL4SB-410M-0103-SO	68	
LL4SB-415M-0101-SO	61	
LL4SB-415M-0102-SO	55	
LL4SB-415M-0103-SO	28	Dilution Factor 1.0
LL4SB-413M-0101-SO	58	
LL4SB-413M-0102-SO	55	
LL4SB-413M-0103-SO	70	
LL4SB-413M-0103-SO MS	56	
LL4SB-413M-0103-SO MSD	59	
LCS	66	LCS 240-7706/22=A
Method Blank	65	MB 240-7706/21-A
LL4SB-412M-0001-SO	61	
LL4SB-414M-0001/0002-SO	66	
LL4SB-414M-0001/0002-SO MS	63	
LL4Sb-414M-0001/0002-SO MSI	58	
LL4SB-419M-0001-SO	61	
LL4SB-420M-0001-SO	58	
LL4SB-421M-0001-SO	62	
LL4Sb-416M-0001/0002-SO	49	
LL4SB-416M-0001/0002-SO MS	58	
LL4SB-416M-0001/0002-SO MSI	65	
LL4SB-417M-0001-SO	71	
L12SS-305M-0001-SO	58	
L12SS-304M-0001/0002-SO	59	
L12SS-304M-0001/0002-SO MS	54	
L12SS-304M-0001/0002-SO MS	64	
LCS	55	
LCS	66	

Method Blank	71	
Mehtod Blank	65	
Method Blank	65	
LL3SB-422M-0001-SO	69	
LL2SS-519M-0001-SO	56	
LL2SS-516M-0001-SO	45	
LL2SS-516M-0001-SO MS	56	
LL2SS-516M-0001-SO MSD	66	
LL1SB-641M-0101-SO	59	
LL1SB-641M-0102-SO	49	
LL1SB-641M-0103-SO	56	
LL1SB-642M-0101-SO	56	
LL1SB-642M-0102-SO	50	
LL1SB-642M-0103-SO	66	
LCS	63	
Method BLank	61	
LL3SB-414M-0102-SO	0	Dilution, DF = 200

Volatile Organic Analysis

	%1,2DCE Recovery	1,2-Dichloroethane-d4 Surrogate
LL3SD-416V-0001-SD	83	Ravenna
LL3SD-417V-0001-SD	82	
LL2SS-516V-0001-SO	87	
LL2SS-516V-0001-SO	82	MS
LL2SS-517V-0001V-SO	87	
L12SS-300V-0001-SO	88	
L12SS-301V-0001-SO	80	
LL1SB-644V-0101-SO	87	
LL1SB-644V-0102-SO	92	
LL1SB-644V-0103-SO	90	
LL1SB-645V-0101-SO	84	
LL1SB-645V-0102-SO	89	
LL1SB-645V-0103-SO	92	
LCS	95	
LCS	97	
Method Blank	99	
Method Blank	97	
CHASS-0001V-0001-SO	78	
CHASS-0002V-0001-SO	71	
LCS	80	
Method Blank	82	
LL4SS--416V-0001/0002-S	74	
LL4SS-416V-0001/0002-S	68	
LL4SS-417V-0001-SO	71	
LCS	80	
Method Blank	82	

Volatile Organic Analysis

	%Toluene	Surrogate Recovery, QC = 85-115
LL3SD-416V-0001-SD	74	
LL3SD-417V-0001-SD	76	
LL2SS-516V-0001-SO	77	
LL2SS-516V-0001-SO	74	MS
LL2SS-517V-0001V-SO	78	
L12SS-300V-0001-SO	83	
L12SS-301V-0001-SO	78	
LL1SB-644V-0101-SO	77	
LL1SB-644V-0102-SO	82	
LL1SB-644V-0103-SO	80	
LL1SB-645V-0101-SO	75	
LL1SB-645V-0102-SO	80	
LL1SB-645V-0103-SO	81	
LCS	88	
LCS	90	
Method Blank	89	
Method Blank	85	
CHASS-0001V-0001-SO	71	
CHASS-0002V-0001-SO	65	
LCS	76	
Method Blank	75	
LL4SS--416V-0001/0002-SO	67	
LL4SS-416V-0001/0002-SO	63	MS
LL4SS-417V-0001-SO	64	
LCS	76	
Method Blank	75	

Volatile Organic Analysis

	%Recovery	Dibromofluoromethane
LL3SD-416V-0001-SD	67	
LL3SD-417V-0001-SD	68	
LL2SS-516V-0001-SO	71	
LL2SS-516V-0001-SO	70	MS
LL2SS-517V-0001V-SO	72	
L12SS-300V-0001-SO	75	
L12SS-301V-0001-SO	70	
LL1SB-644V-0101-SO	70	
LL1SB-644V-0102-SO	74	
LL1SB-644V-0103-SO	72	
LL1SB-645V-0101-SO	69	
LL1SB-645V-0102-SO	73	
LL1SB-645V-0103-SO	76	
LCS	82	
LCS	86	
Method Blank	81	
Method Blank	79	
CHASS-0001V-0001-SO	65	
CHASS-0002V-0001-SO	59	
LCS	73	
Method Blank	69	
LL4SS--416V-0001/0002-SO	64	
LL4SS-416V-0001/0002-SO	62	
LL4SS-417V-0001-SO	59	
LCS	73	
Method Blank	69	

Volatile Organic Analysis

	%Recovery	4-Bromofluorobenzene Surrogate
LL3SD-416V-0001-SD	74	
LL3SD-417V-0001-SD	76	
LL2SS-516V-0001-SO	76	
LL2SS-516V-0001-SO	74	MS
LL2SS-517V-0001V-SO	78	
L12SS-300V-0001-SO	80	
L12SS-301V-0001-SO	78	
LL1SB-644V-0101-SO	74	
LL1SB-644V-0102-SO	79	
LL1SB-644V-0103-SO	79	
LL1SB-645V-0101-SO	74	
LL1SB-645V-0102-SO	79	
LL1SB-645V-0103-SO	82	
LCS	89	
LCS	91	
Method Blank	87	
Method Blank	86	
CHASS-0001V-0001-SO	71	
CHASS-0002V-0001-SO	64	
LCS	78	
Method Blank	73	
LL4SS--416V-0001/0002-SO	67	
LL4SS-416V-0001/0002-SO	64	
LL4SS-417V-0001-SO	64	
LCS	78	
Method Blank	73	

SECTION III

QA/QC Comparison Tables

DVRR10092011

Table 1

Volatile Organic Analysis

QA/QC COMPARISON TABLE

Customer Sample ID

Project: Ravenna L12

Date Sampled: 7/3/2011 Method No EPA 8260B

QC-SAMPLE NO: L12SS-301V-0001-SO QA-SAMPLE NO.: L12SS-302V-0001-SO

Date Analyzed 7/13/2011 Date Analyzed: 07/07/11

Lab Name: TestAmerica-N. Canton Lab Nam **CT Laboratories**

Matrix: Soil

Concentration Units: ug/kg

CAS NO	COMPOUND	QC Sample	QA Sample	RPD	Q
	o-Xylene		13		
	Xylene-Total	64 J			
	Toluene	50	13	117.46	
	Ethylbenzene	12 J	<7.9		
	Methylene Chloride	73 J	<39		
	Carbon Disulfide	34 J	<15		

S. Mansy 9/18/2011

DVRR10092011

Table 2

Volatile Organic Analysis

QA/QC COMPARISON TABLE

Customer Sample ID

LL3

Project: Ravenna

Date Sampled: 7/2/2011 Method No EPA 8260B

QC-SAMPLE NO: LL3SD-417V-0001-SD QA-SAMPLE NO.: LL3SD-418V-0001-SD

Date Analyzed 7/12/2011 Date Analyzed: 07/07/11

Lab Name: TestAmerica-N. Canton Lab Nam **CT Laboratories**

Matrix: Soil

Concentration Units: ug/kg

CAS NO	COMPOUND	QC Sample	QA Sample	RPD	Q
	Toluene	51	13	118.75	
	Carbon Disulfide	38	<18		
	Ethylbenzene	23	<9.6		
	Methylene Chloride	130	<48		
	Xylene-Total	220	<22		

S. Mansy 9/18/2011

DVRR10092011

Table 3

Volatile Organic Analysis

QA/QC COMPARISON TABLE

Customer Sample ID

Project: Ravenna

LL2

Date Sampled: 7/3/2011 Method No EPA 8260B

QC-SAMPLE NO: LL2SS-517V-0001-SO QA-SAMPLE NO.: LL2SS-518V-0001-SO

Date Analyzed 7/12/2011 Date Analyzed: 07/07/11

Lab Name: TestAmerica-N. Canton Lab Nam **CT Laboratories**

Matrix: Soil

Concentration Units: ug/kg

CAS NO	COMPOUND	QC Sample	QA Sample	RPD	Q
	Toluene	<21	7.4		
	Methylen Chloride	130	<38		

S. Mansy 9/18/2011

DVRR10092011

Table 4

Volatile Organic Analysis

QA/QC COMPARISON TABLE

Customer Sample ID

LL1

Project: Ravenna

Date Sampled: 7/5/2011 Method No EPA 8260B

QC-SAMPLE NO: LL1SB-645V-0101-SO QA-SAMPLE NO.: LL1SB-646V-0101S-O

Date Analyzed 7/12/2011 Date Analyzed: 07/07/11

Lab Name: TestAmerica-N. Canton Lab Nam **CT Laboratories**

Matrix: Soil

Concentration Units: ug/kg

CAS NO	COMPOUND	QC Sample	QA Sample	RPD	Q
	Toluene	<15	5.2		
	Methylene Chloride	74 J	<28		

S. Mansy 9/18/2011

Table 5
POLYAROMATIC HYDROCARBON ANALYSIS DATA SHEET
QA/QC COMPARISON TABLE

Customer Sample ID

Project: Ravenna

L12SS

Date Sampled: 7/3/2011

Method No: EPA 8270

QC-SAMPLE NO L12SS-301M-0001-SO

QA-SAMPLE NO L12SS-302M-0001-SO

Date Prepared: 7/13/2011

Date Prepared: 7/8/2011

Date Analyzed: 8/1/2011

Date Analyze 7/15/2011

Lab Name: TestAmerica-N. Canton

Lab Name: CT Laboratories

Matrix: CONCENTRATION UNITS: ug/kg

CAS NO	COMPOUND	QC Sample	QA Sample	RPD	Q
91-20-3- - -	Naphthalene	540	600	10.53	
208-96-8- -	Acenaphthylene	600	180	107.7	
83-32-9- - -	Acenaphthene	750	570	27.27	
	Carbazole	980	810	18.99	
86-73-7- - -	Fluorene	880	700	22.78	
85-01-8- - -	Phenanthrene	8700	6400	30.46	
120-12-7- -	Anthracene	3700	2000	59.65	
84-74-2- - -	Di-n-butylphthalate	<550	<81		U
206-44-0- -	Fluoranthene	16000	1100	174.3	
129-00-0- -	Pyrene	13000	9300	33.18	
85-68-7- - -	Butylbenzylphthalate	<550	<75		U
56-55-3- - -	Benzo(a)anthracene	8300	5500	40.58	
218-01-9- -	Chrysene	8100	4700	53.13	
117-81-7- -	bis(2-Ethylhexyl)phthalate	<550	320		
205-99-2- -	Benzo(b)fluoranthene	8500	7700	9.877	
207-08-9- -	Benzo(k)fluoranthene	4400	1400	103.4	
50-32-8- - -	Benzo(a)pyrene	6800	4300	45.05	
193-39-5- -	Indeno(1,2,3-cd)pyrene	3700	2300	46.67	
53-70-3- - -	Dibenz(a,h)anthracene	960	1200	22.22	
191-24-2- -	Benzo(g,h,i)perylene	3800	1500	86.79	
	Dibenzofuran	660	500	27.59	

S. Mansy 9/17/2011

Table 6

POLYAROMATIC HYDROCARBON ANALYSIS DATA SHEET

QA/QC COMPARISON TABLE

Customer Sample ID

Project: Ravenna

LL4SS

Date Sampled: 6/26/2011

Method No: EPA 8270

QC-SAMPLE NO LL4SS-417M-0001-SO

QA-SAMPLE NO LL4SS-418M-0001-SO

Date Prepared: 7/6/2011

Date Prepared: 7/8/2011

Date Analyzed: 7/18/2011

Date Analyze 7/14/2011

Lab Name: TestAmerica-N.Canton

Lab Name: CT Laboratories

Matrix: CONCENTRATION UNITS: ug/kg

CAS NO	COMPOUND	QC Sample	QA Sample	RPD	Q
91-20-3- - -	Naphthalene	56	50	11.32	U
208-96-8- -	Acenaphthylene	20	30	40	U
83-32-9- - -	Acenaphthene	6.6	<24		U
	Carbazole	<28	<28		U
86-73-7- - -	Fluorene	10	<25		U
85-01-8- - -	Phenanthrene	68	120	55.32	U
120-12-7- -	Anthracene	33	60	58.06	U
84-74-2- - -	Di-n-butylphthalate	<28	150		U
206-44-0- -	Fluoranthene	140	260	60	U
129-00-0- -	Pyrene	140	470	108.2	U
85-68-7- - -	Butylbenzylphthalate	<28	<74		U
56-55-3- - -	Benzo(a)anthracene	87	310	112.3	U
218-01-9- -	Chrysene	140	430	101.8	U
117-81-7- -	bis(2-Ethylhexyl)phthalate	150	180	18.18	U
205-99-2- -	Benzo(b)fluoranthene	250	690	93.62	U
207-08-9- -	Benzo(k)fluoranthene	76	170	76.42	U
50-32-8- - -	Benzo(a)pyrene	110	320	97.67	U
193-39-5- -	Indeno(1,2,3-cd)pyrene	87	200	78.75	U
53-70-3- - -	Dibenz(a,h)anthracene	27	86	104.4	U
191-24-2- -	Benzo(g,h,i)perylene	120	140	15.38	U
	Dibenzofuran	20	24	18.18	

S. Mansy 9/17/2011

Table 7

POLYAROMATIC HYDROCARBON ANALYSIS DATA SHEET

QA/QC COMPARISON TABLE

Customer Sample ID

Project: Ravenna

LL3

Date Sampled: 7/2/2011

Method No: EPA 8270

QC-SAMPLE NO LL3SD-417M-0001-SD

QA-SAMPLE NO LL3SD-418M-0001-SD

Date Prepared: 7/13/2011

Date Analyzed: 8/1/2011

Lab Name: TestAmerica-N. Canton

Date Prepared: 7/8/2011

Date Analyze 7/15/2011

Lab Name: CT Laboratories

Matrix: CONCENTRATION UNITS: ug/kg

CAS NO	COMPOUND	QC Sample	QA Sample	RPD	Q
91-20-3- - -	Naphthalene	74	110	39.13	
208-96-8- -	Acenaphthylene	550	790	35.82	
83-32-9- - -	Acenaphthene	130	130	0	
	Carbazole	400	640	46.15	
86-73-7- - -	Fluorene	320	440	31.58	
85-01-8- - -	Phenanthrene	2800	4800	52.63	
120-12-7- -	Anthracene	1000	1300	26.09	
84-74-2- - -	Di-n-butylphthalate		<81		U
206-44-0- -	Fluoranthene	5500	9400	52.35	
129-00-0- -	Pyrene	4000	7100	55.86	
85-68-7- - -	Butylbenzylphthalate		<74		U
56-55-3- - -	Benzo(a)anthracene	2900	4900	51.28	
218-01-9- -	Chrysene	2500	4100	48.48	
117-81-7- -	bis(2-Ethylhexyl)phthalate		140		
205-99-2- -	Benzo(b)fluoranthene	3100	6000	63.74	
207-08-9- -	Benzo(k)fluoranthene	1900	1500	23.53	
50-32-8- - -	Benzo(a)pyrene	2500	3700	38.71	
193-39-5- -	Indeno(1,2,3-cd)pyrene	1500	2400	46.15	
53-70-3- - -	Dibenz(a,h)anthracene	590	1100	60.36	
191-24-2- -	Benzo(g,h,i)perylene	1500	1200	22.22	
	Dibenzofuran	200	280	33.33	

S. Mansy 9/17/2011

DVRR10092011

Table 8

POLYAROMATIC HYDROCARBON ANALYSIS DATA SHEET

QA/QC COMPARISON TABLE

Customer Sample ID

Project: Ravenna

LL2SS

Date Sampled: 7/3/2011

Method No: EPA 8270

QC-SAMPLE NO LL2SS-517M-0001-SO

QA-SAMPLE NO LL2SS-518M-0001-SO

Date Prepared: 7/13/2011

Date Analyzed: 8/1/2011

Lab Name: TestAmerica-N. Canton

Date Prepared: 7/8/2011

Date Analyze 7/15/2011

Lab Name: CT Laboratories

Matrix: CONCENTRATION UNITS: ug/kg

CAS NO	COMPOUND	QC Sample	QA Sample	RPD	Q
91-20-3- - -	Naphthalene	78.0	84.0	7.407	
208-96-8- -	Acenaphthylene	320.0	130.0	84.44	
83-32-9- - -	Acenaphthene	150.0	240.0	46.15	
	Carbazole	170.0	190.0	11.11	
86-73-7- - -	Fluorene	300.0	210.0	35.29	
85-01-8- - -	Phenanthrene	2100.0	1800.0	15.38	
120-12-7- -	Anthracene	570.0	400.0	35.05	
84-74-2- - -	Di-n-butylphthalate	<110	<91		U
206-44-0- -	Fluoranthene	3600.0	3500.0	2.817	
129-00-0- -	Pyrene	2700.0	2800.0	3.636	
85-68-7- - -	Butylbenzylphthalate				
56-55-3- - -	Benzo(a)anthracene	1600.0	1700.0	6.061	
218-01-9- -	Chrysene	1500.0	1600.0	6.452	
117-81-7- -	bis(2-Ethylhexyl)phthalate	380.0			
205-99-2- -	Benzo(b)fluoranthene	2000.0	2300.0	13.95	
207-08-9- -	Benzo(k)fluoranthene	950.0	970.0	2.083	
50-32-8- - -	Benzo(a)pyrene	1700.0	1800.0	5.714	
193-39-5- -	Indeno(1,2,3-cd)pyrene	1000.0	1100.0	9.524	
53-70-3- - -	Dibenz(a,h)anthracene	210.0	320.0	41.51	
191-24-2- -	Benzo(g,h,i)perylene	1000.0	760.0	27.27	
	Dibenzofuran		110.0		

S. Mansy 9/17/2011

Table 9

POLYAROMATIC HYDROCARBON ANALYSIS DATA SHEET

QA/QC COMPARISON TABLE

Customer Sample ID

Project: Ravenna

LL1SB

Date Sampled: 7/5/2011

Method No: EPA 8270C

QC-SAMPLE NO LL1SB-645M-0101-SO

QA-SAMPLE NO LL1SB-646M-0101-SO

Date Prepared: 7/13/2011

Date Analyzed: 8/11/2011

Lab Name: TestAmerica-N.-Canton

Date Prepared: 7/11/2011

Date Analyze 7/11/2011

Lab Name: CT Laboratories

Matrix: CONCENTRATION UNITS: (ug/L or ug/Kg)

CAS NO	COMPOUND	QC Sample	QA Sample	RPD	Q
91-20-3- - -	Naphthalene	<3.3	<21		U
208-96-8- -	Acenaphthylene	<3.3	<24		U
83-32-9- - -	Acenaphthene	<3.3	<24		U
	Carbazole	<27	<28		U
86-73-7- - -	Fluorene	<3.3	<25		U
85-01-8- - -	Phenanthrene	27	<26		U
120-12-7- -	Anthracene	<3.3	<24		U
84-74-2- - -	Di-n-butylphthalate	35	<80		U
206-44-0- -	Fluoranthene	47	44	6.593	
129-00-0- -	Pyrene	35	37	5.556	
85-68-7- - -	Butylbenzylphthalate	<27	<74		U
56-55-3- - -	Benzo(a)anthracene	19	26	31.11	
218-01-9- -	Chrysene	24	<25		U
117-81-7- -	bis(2-Ethylhexyl)phthalate	160	120	28.57	
205-99-2- -	Benzo(b)fluoranthene	28	<25		U
207-08-9- -	Benzo(k)fluoranthene	14	<25		U
50-32-8- - -	Benzo(a)pyrene	19	<23		U
193-39-5- -	Indeno(1,2,3-cd)pyrene	13	<23		U
53-70-3- - -	Dibenz(a,h)anthracene	<3.3	<22		U
191-24-2- -	Benzo(g,h,i)perylene	23	<22		U
	Dibenzofuran	<27	<24		

S. Mansy 9/17/2011

Table 10

POLYAROMATIC HYDROCARBON ANALYSIS DATA SHEET

QA/QC COMPARISON TABLE

Customer Sample ID

Project: Ravenna

LL1SB

Date Sampled: 7/5/2011

Method No: EPA 8270C

QC-SAMPLE NO LL1SB-645M-0102-SO

QA-SAMPLE NO LL1SB-646M-0102-SO

Date Prepared: 7/13/2011

Date Analyzed: 8/8/2011

Lab Name: TestAmerica-N.-Canton

Date Prepared: 7/8/2011

Date Analyze 7/14/2011

Lab Name: CT Laboratories

Matrix: CONCENTRATION UNITS: (ug/L or ug/Kg)

CAS NO	COMPOUND	QC Sample	QA Sample	RPD	Q
91-20-3- - -	Naphthalene	6.8	29	124	U
208-96-8- -	Acenaphthylene	<3.3	<24		U
83-32-9- - -	Acenaphthene	18	99	138.5	U
	Carbazole	<27	170		U
86-73-7- - -	Fluorene	23	130	139.9	U
85-01-8- - -	Phenanthrene	210	970	128.8	U
120-12-7- -	Anthracene		290		U
84-74-2- - -	Di-n-butylphthalate	23	110	130.8	U
206-44-0- -	Fluoranthene	300	890	99.16	
129-00-0- -	Pyrene	230	730	104.2	
85-68-7- - -	Butylbenzylphthalate	<27	<74		U
56-55-3- - -	Benzo(a)anthracene	120	26	128.8	
218-01-9- -	Chrysene	120	310	88.37	U
117-81-7- -	bis(2-Ethylhexyl)phthalate	170	93	58.56	
205-99-2- -	Benzo(b)fluoranthene	130	320	84.44	U
207-08-9- -	Benzo(k)fluoranthene	62	110	55.81	U
50-32-8- - -	Benzo(a)pyrene	99	250	86.53	U
193-39-5- -	Indeno(1,2,3-cd)pyrene	58	130	76.6	U
53-70-3- - -	Dibenz(a,h)anthracene	14	310	182.7	U
191-24-2- -	Benzo(g,h,i)perylene	62	92	38.96	U
	Dibenzofuran	16	73	128.1	

S. Mamnsy 9/17/2011

DVRR10092011

Table 11

POLYAROMATIC HYDROCARBON ANALYSIS DATA SHEET

QA/QC COMPARISON TABLE

Customer Sample ID

Project: Ravenna

LL1SB

Date Sampled: 7/5/2011

Method No: EPA 8270C

QC-SAMPLE NO LL1SB-645M-0103-SO

QA-SAMPLE NO LL1SB-646M-0103-SO

Date Prepared: 7/13/2011

Date Prepared: 7/8/2011

Date Analyzed: 8/1/2011

Date Analyze 7/14/2011

Lab Name: TestAmerica-N.-Canton

Lab Name: CT Laboratories

Matrix: CONCENTRATION UNITS: ug/kg

CAS NO	COMPOUND	QC Sample	QA Sample	RPD	Q
91-20-3- - -	Naphthalene		<21		U
208-96-8- -	Acenaphthylene	<3.3	<24		U
83-32-9- - -	Acenaphthene	<3.3	<24		U
	Carbazole	<3.3	<28		U
86-73-7- - -	Fluorene	<3.3	<25		U
85-01-8- - -	Phenanthrene	6.7	<26		U
120-12-7- -	Anthracene	<3.3	<24		U
84-74-2- - -	Di-n-butylphthalate	24	<80		U
206-44-0- -	Fluoranthene	10	<26		
129-00-0- -	Pyrene	9.1	<39		
85-68-7- - -	Butylbenzylphthalate	<3.3	<74		U
56-55-3- - -	Benzo(a)anthracene	<3.3	<25		
218-01-9- -	Chrysene	<3.3	<25		U
117-81-7- -	bis(2-Ethylhexyl)phthalate	240	100	82.35	
205-99-2- -	Benzo(b)fluoranthene	<3.3	<25		U
207-08-9- -	Benzo(k)fluoranthene	<3.3	<25		U
50-32-8- - -	Benzo(a)pyrene	<3.3	<23		U
193-39-5- -	Indeno(1,2,3-cd)pyrene	<3.3	<23		U
53-70-3- - -	Dibenz(a,h)anthracene	<3.3	<22		U
191-24-2- -	Benzo(g,h,i)perylene	<3.3	<22		U
	Dibenzofuran	<3.3	<24		

S. Mansy 9/17/2011

DVRR10092011

Table 12

POLYCHLORINATED BIPHENYL (PCB) ANALYSIS

QA/QC COMPARISON TABLE

Customer Sample ID

Project: Ravenna

L12

Date Sampled: 7/3/2011

Method No EPA 8082

QC-SAMPLE NO: L12SS-301-0001-SO

QA-SAMPLE NO: L12SS-302-0001-SO

Date Analyzed 7/13/2011

Date Analyzed: 7/8/2011

Lab Name: TestAmerica-N. Canton

Lab Name: **CT Laboratorie**

Matrix:

NCENTRATION (ug/Kg)

CAS NO	COMPOUND	QC Sample	QA Sample	RPD	Q
12674-11-2	Aroclor 1016	< 130	< 10		U
11104-28-2	Aroclor 1221	< 130	< 21		U
11141-16-5	Aroclor 1232	< 130	< 28		U
53469-21-9	Aroclor 1242	< 130	< 30		U
12672-29-6	Aroclor 1248	**100**	< 30		
11097-69-1	Aroclor 1254	< 130	**1400**		
11096-82-5	Aroclor 1260	**900**	< 12		

S. Mansy 9/18/2011

Table 13

POLYCHLORINATED BIPHENYL (PCB) ANALYSIS

QA/QC COMPARISON TABLE

Customer Sample ID: LL3

Project: Ravenna

Date Sampled: 7/2/2011 Method No EPA 8082

QC-SAMPLE NO: LL3SD-417M-0001-SD QA-SAMPLE NO: LL3SD-418M-0001-SD

Date Analyzed 7/13/2011 Date Analyzed: 7/8/2011

Lab Name: **TestAmerica-N Canton** Lab Name: **CT Laboratorie**

Matrix: NCENTRATION (ug/Kg)

CAS NO	COMPOUND	QC Sample	QA Sample	RPD	Q
12674-11-2	Aroclor 1016	< 25	< 10		U
11104-28-2	Aroclor 1221	< 25	< 20		U
11141-16-5	Aroclor 1232	< 25	< 28		U
53469-21-9	Aroclor 1242	< 25	< 30		U
12672-29-6	Aroclor 1248	< 25	< 30		U
11097-69-1	Aroclor 1254	**86**	**87**	**1.1561**	J
11096-82-5	Aroclor 1260	< 25	< 12		U
					U
					U
					U
					U
			<		U
			<		U
			<		U
		<	<		U
		<	<		U
		<	<		U
		<	<		U
		<	<		U
		<	<		U

S. Mansy 9/18/2011

Table 14

POLYCHLORINATED BIPHENYL (PCB) ANALYSIS

QA/QC COMPARISON TABLE

Customer Sample ID

Project: Ravenna

LL2

Date Sampled: 7/3/2011

Method No EPA 8082

QC-SAMPLE NO: LL2SS-517M-0001-SO

QA-SAMPLE NO: LL2SS-518M-0001-SO

Date Analyzed 7/13/2011

Date Analyzed: 7/8/2011

Lab Name: **TestAmerica-N. Canton**

Lab Name: **CT Laboratorie**

Matrix:

NCENTRATION (ug/Kg)

CAS NO	COMPOUND	QC Sample	QA Sample	RPD	Q
12674-11-2	Aroclor 1016	< 25	< 20		U
11104-28-2	Aroclor 1221	< 25	< 41		U
11141-16-5	Aroclor 1232	< 25	< 55		U
53469-21-9	Aroclor 1242	< 25	< 59		U
12672-29-6	Aroclor 1248	< 25	< 59		U
11097-69-1	Aroclor 1254	**200**	**620**	**102.44**	OUT
11096-82-5	Aroclor 1260	< 25			U
					U
					U
					U
					U
					U
					U
					U
					U
					U
					U
					U
					U
					U

S. Mansy 9/18/2011

DVRR10092011

Table 15

POLYCHLORINATED BIPHENYL (PCB) ANALYSIS

QA/QC COMPARISON TABLE

Customer Sample ID

Project: Ravenna — LL1

Date Sampled: 7/5/2011 — Method No EPA 8082

QC-SAMPLE NO: LL1SB-645M-0101-SO — QA-SAMPLE NO: LL1SB-646M-0101-SO

Date Analyzed 7/13/2011 — Date Analyzed: 7/8/2011

Lab Name: **TestAmerica-N. Canton** — Lab Name: **CT Laboratorie**

Matrix: SOIL — NCENTRATION (ug/Kg)

CAS NO	COMPOUND	QC Sample	QA Sample	RPD	Q
12674-11-2	Aroclor 1016	< 120	< 10		U
11104-28-2	Aroclor 1221	< 120	< 20		U
11141-16-5	Aroclor 1232	< 120	< 27		U
53469-21-9	Aroclor 1242	< 120	< 29		U
12672-29-6	Aroclor 1248	< 120	< 29		U
11097-69-1	Aroclor 1254	**830**	**440**	**61.4**	OUT
11096-82-5	Aroclor 1260	< 120	< 12		U
					U
					U
					U
					U
					U
					U
					U
					U
					U
			<		U
		<	<		U
		<	<		U
		<	<		U

S. Mansy 9/18/2011

Table 16

POLYCHLORINATED BIPHENYL (PCB) ANALYSIS

QA/QC COMPARISON TABLE

Customer Sample ID

Project: Ravenna — LL1

Date Sampled: 7/5/2011 — Method No EPA 8082

QC-SAMPLE NO: LL1SB-645M-0102-SO — QA-SAMPLE NO.: LL1SB-646M-0102-SO

Date Analyzed 7/13/2011 — Date Analyzed: 7/8/2011

Lab Name: **TestAmerica-N. Canton** — Lab Name: **CT Laboratorie**

Matrix: SOIL — CONCENTRATIONS (ug/Kg)

CAS NO	COMPOUND	QC Sample	QA Sample	RPD	Q
12674-11-2	Aroclor 1016	< 2500	< 10		U
11104-28-2	Aroclor 1221	< 2500	< 20		U
11141-16-5	Aroclor 1232	< 2500	< 27		U
53469-21-9	Aroclor 1242	< 2500	< 29		U
12672-29-6	Aroclor 1248	< 2500	< 29		U
11097-69-1	Aroclor 1254	**14000**	**14000**	**0**	
11096-82-5	Aroclor 1260	< 2500	< 12		U
					U
					U
					U
					U
					U
					U
					U
		<			U
		<	<		U
		<	<		U
		<	<		U
		<	<		U
		<	<		U

S. Mansy 9/18/2011

Table 17

POLYCHLORINATED BIPHENYL (PCB) ANALYSIS

QA/QC COMPARISON TABLE

Customer Sample ID

Project: Ravenna — LL1

Date Sampled: 7/5/2011 — Method No EPA 8082

QC-SAMPLE NO: LL1SB-645M-0103-SO — QA-SAMPLE NO.: LL1SB-646M-0103-SO

Date Analyzed 7/13/2011 — Date Analyzed: 7/8/2011

Lab Name: **TestAmerica-N. Canton** — Lab Name: **CT Laboratorie**

Matrix: SOIL — NCENTRATION (ug/Kg)

CAS NO	COMPOUND	QC Sample	QA Sample	RPD	Q
12674-11-2	Aroclor 1016	< 25	< 9.9		U
11104-28-2	Aroclor 1221	< 25	< 20		U
11141-16-5	Aroclor 1232	< 25	< 27		U
53469-21-9	Aroclor 1242	< 25	< 29		U
12672-29-6	Aroclor 1248	< 25	< 29		U
11097-69-1	Aroclor 1254	**240**	**230**	**4.26**	
11096-82-5	Aroclor 1260	< 25	< 12		U
					U
					U
					U
					U
					U
					U
					U
					U
		<	<		U
		<	<		U
		<	<		U
		<	<		U
		<	<		U

S. Mansy 9/18/2011

Table 18

POLYCHLORINATED BIPHENYL (PCB) ANALYSIS

QA/QC COMPARISON TABLE

Customer Sample ID

Project: Ravenna

LL4SS

Date Sampled: 7/5/2011

Method No EPA 8082

QC-SAMPLE NO: LL4SS-417M-0001-SO

QA-SAMPLE NO: LL4SS-418M-0001-SO

Date Prepared: 7/8/2011

Date Prepared: 7/8/2011

Date Analyzed 7/16/2011

Date Analyzed: 7/14/2011

Lab Name: **TestAmerica-N. Canton**

Lab Name: **CT Laboratorie**

Matrix: SOIL

NCENTRATION (ug/Kg)

CAS NO	COMPOUND	QC Sample	QA Sample	RPD	Q
12674-11-2	Aroclor 1016	<25	<10		U
11104-28-2	Aroclor 1221	<25	<20		U
11141-16-5	Aroclor 1232	<25	<27		U
53469-21-9	Aroclor 1242	<25	<29		U
12672-29-6	Aroclor 1248	<25	<29		U
11097-69-1	Aroclor 1254	<25	<23		U
11096-82-5	Aroclor 1260	<25	<12		U
		<	<		

S. Mansy 9/18/2011

DVRR10092011

Table 19

ORGANOCHLORINE PESTICIDES ANALYSIS

QA/QC COMPARISON TABLE

Customer Sample ID

Project: Ravenna — L12-

Date Sampled: 7/3/2011 — Method No: EPA 8081

QC-SAMPLE NO: L12SS-301M-0001-SO — QA-SAMPLE NO.: L12SS-302M-0001-SO

Date Analyzed: 7/31/2011 — Date Analyzed: 07/21/11

Lab Name: TestAmerica-N. Canton — Lab Name: CT Laboratories

QC DF =50 — QA DF=2

Matrix: soil — Concentration: ug/kg

CAS NO	COMPOUND	QC Sample	QA Sample	RPD	Q
309-00-2	Aldrin	<68	<1.0		
319-84-6	α-BHC	<68	<1.2		
319-85-7	β-BHC	<68	<1.2		
58-89-9	γ-BHC (Lindane)	<68	<0.1		
319-86-8	δ-BHC	<68	<0.61		
5103-71-9	α-Chlordane	<68			
5103-74-2	γ-Chlordane	**71**			
57-74-9	Chlordane		<8.2		
510-15-6	Chlorobenzilate				
96-12-8	1,2-Dibromo-3-chloropropane (DBC)				
72-54-8	4,4'-DDD	<34	<0.62		
72-55-9	4,4'-DDE	<34	**31**		
50-29-3	4,4'-DDT	<34	<1.0		
2303-16-4	Dialliate				
60-57-1	Dieldrin	<34	<0.62		
959-98-8	Endosulfan I	<34	**14**		
33213-65-9	Endosulfane II	<68	<0.61		
1031-07-8	Endosulfane-sulfate	<68	<1.8		
72-20-8	Endrin	<34	**30**		
7421-93-4	Endrin aldehyde	<68	**29**		
53494-70-5	Endrin ketone	**130**	<1.6		
76-44-8	Heptachlor	<68	**71**		
1024-57-3	Heptachlor epoxide	<68	**8.2**		
465-73-6	Isodrin				
72-43-5	Methoxychlor	<170	<1.4		
8001-35-2	Toxaphene	<1000	<10		

S. Mansy 10/6/2011

DVRR10092011

Table 19-A

ORGANOCHLORINE PESTICIDES ANALYSIS

QA/QC COMPARISON TABLE

Customer Sample ID

Project: Ravenna — L12-

Date Sampled: 7/3/2011 — Method No: EPA 8081

QC-SAMPLE NO: L12SS-301M-0001-SO — QA-SAMPLE NO.: L12SS-302M-0001-SO

Date Analyzed: 12/08/2011 Repeat Analysis — Date Analyzed: 07/21/11

Lab Name: TestAmerica-N. Canton — Lab Name: CT Laboratories

QC DF =5.0 — QA DF=2

Matrix: soil — Concentration: ug/kg

CAS NO	COMPOUND	QC Sample	QA Sample	RPD	Q
309-00-2	Aldrin	<6.8	<1.0		
319-84-6	α-BHC	<6.8	<1.2		
319-85-7	β-BHC	<6.8	<1.2		
58-89-9	γ-BHC (Lindane)	<6.8	<0.1		
319-86-8	δ-BHC	<6.8	<0.61		
5103-71-9	α-Chlordane				
5103-74-2	γ-Chlordane	<3.4			
57-74-9	Chlordane		<8.2		
510-15-6	Chlorobenzilate				
96-12-8	1,2-Dibromo-3-chloropropane (DBC)				
72-54-8	4,4'-DDD	<3.4	<0.62		
72-55-9	4,4'-DDE	**10**	**31**	**102.44**	
50-29-3	4,4'-DDT	<3.4	<1.0		
2303-16-4	Dialliate				
60-57-1	Dieldrin	<3.4	<0.62		
959-98-8	Endosulfan I	<3.4	**14**		
33213-65-9	Endosulfane II	<6.8	<0.61		
1031-07-8	Endosulfane-sulfate	<6.8	<1.8		
72-20-8	Endrin	<3.4	**30**		
7421-93-4	Endrin aldehyde	**24**	**29**	**18.868**	
53494-70-5	Endrin ketone	<3.4	<1.6		
76-44-8	Heptachlor	<6.8	**71**		
1024-57-3	Heptachlor epoxide	<6.8	**8.2**		
465-73-6	Isodrin				
72-43-5	Methoxychlor	**280**	<1.4		
8001-35-2	Toxaphene	<100	<10		

S. Mansy 10/6/2011

DVRR10092011

Table 20

ORGANOCHLORINE PESTICIDES ANALYSIS

QA/QC COMPARISON TABLE

Customer Sample ID: LL3-

Project: Ravenna

Date Sampled: 7/3/2011

Method No: EPA 8081

QC-SAMPLE NO: LL2SS-517M-0001-SO

QA-SAMPLE NO.: LL2SS-518M-0001-SO

Date Analyzed: 7/31/2011

Lab Name: TestAmerica-N. Canton

QC DF =50

Date Analyzed: 07/21/11

Lab Name: CT Laboratories

QA DF=2

Matrix: soil

Concentration: ug/kg

CAS NO	COMPOUND	QC Sample	QA Sample	RPD	Q
309-00-2	Aldrin	<68	<1.0		
319-84-6	α-BHC	<68	<1.2		
319-85-7	β-BHC	<68	<1.2		
58-89-9	γ-BHC (Lindane)	<68	<0.1		
319-86-8	δ-BHC	<68	<0.61		
5103-71-9	α-Chlordane	<68	<0.61		
5103-74-2	γ-Chlordane	<34	<0.61		
57-74-9	Chlordane		<8.1		
510-15-6	Chlorobenzilate				
96-12-8	1,2-Dibromo-3-chloropropane (DBC)				
72-54-8	4,4'-DDD	<34	<0.61		
72-55-9	4,4'-DDE	<34	**16**		
50-29-3	4,4'-DDT	<34	<1.0		
2303-16-4	Dialliate				
60-57-1	Dieldrin	<34	**8.8**		
959-98-8	Endosulfan I	<34	<1.4		
33213-65-9	Endosulfane II	<68	<0.61		
1031-07-8	Endosulfane-sulfate	<68	<1.8		
72-20-8	Endrin	<34	<0.81		
7421-93-4	Endrin aldehyde	<68	**13**		
53494-70-5	Endrin ketone	<34	<1.6		
76-44-8	Heptachlor	<68	<0.81		
1024-57-3	Heptachlor epoxide	<68	**2.6**		
465-73-6	Isodrin				
72-43-5	Methoxychlor	<170	<1.4		
8001-35-2	Toxaphene	<1000	<10		

S. Mansy 10/6/2011

DVRR10092011

Table 20-A

ORGANOCHLORINE PESTICIDES ANALYSIS

QA/QC COMPARISON TABLE

Customer Sample ID: LL3-

Project: Ravenna

Date Sampled: 7/3/2011

Method No: EPA 8081

QC-SAMPLE NO: LL2SS-517M-0001-SO

QA-SAMPLE NO.: LL2SS-518M-0001-SO

Date Analyzed: 12/8/2011 Repeat Analysis

Date Analyzed: 07/21/11

Lab Name: TestAmerica-N. Canton

Lab Name: CT Laboratories

QC DF =5.0

QA DF=2

Matrix: soil

Concentration: ug/kg

CAS NO	COMPOUND	QC Sample	QA Sample	RPD	Q
309-00-2	Aldrin	<6.8	<1.0		
319-84-6	α-BHC	<6.8	<1.2		
319-85-7	β-BHC	<6.8	<1.2		
58-89-9	γ-BHC (Lindane)	<6.8	<0.1		
319-86-8	δ-BHC	<6.8	<0.61		
5103-71-9	α-Chlordane	<6.8	<0.61		
5103-74-2	γ-Chlordane	<3.4	<0.61		
57-74-9	Chlordane		<8.1		
510-15-6	Chlorobenzilate				
96-12-8	1,2-Dibromo-3-chloropropane (DBC)				
72-54-8	4,4'-DDD	<3.4	<0.61		
72-55-9	4,4'-DDE	**3.3**	**16**	**131.61**	
50-29-3	4,4'-DDT	<3.4	<1.0		
2303-16-4	Dialliate				
60-57-1	Dieldrin	<3.4	**8.8**		
959-98-8	Endosulfan I	<3.4	<1.4		
33213-65-9	Endosulfane II	<6.8	<0.61		
1031-07-8	Endosulfane-sulfate	<6.8	<1.8		
72-20-8	Endrin	<3.4	<0.81		
7421-93-4	Endrin aldehyde	<6.8	**13**		
53494-70-5	Endrin ketone	**25**	<1.6		
76-44-8	Heptachlor	<6.8	<0.81		
1024-57-3	Heptachlor epoxide	<6.8	**2.6**		
465-73-6	Isodrin				
72-43-5	Methoxychlor	**66**	<1.4		
8001-35-2	Toxaphene	<100	<10		

S. Mansy 10/6/2011

DVRR10092011

Table 21

ORGANOCHLORINE PESTICIDES ANALYSIS

QA/QC COMPARISON TABLE

Customer Sample ID: LL1-

Project: Ravenna

Date Sampled: 7/5/2011

Method No: EPA 8081

QC-SAMPLE NO: LL1SB-645M-0101-SO

QA-SAMPLE NO.: LL1SB-646M-0101-SO

Date Analyzed: 7/31/2011

Date Analyzed: 07/21/11

Lab Name: TestAmerica-N. Canton

Lab Name: CT Laboratories

QC DF= 5.0

QA DF=20

Matrix: soil

Concentration: ug/kg

CAS NO	COMPOUND	QC Sample	QA Sample	RPD	Q
309-00-2	Aldrin	<6.7	<10		
319-84-6	α-BHC	<6.7	<12		
319-85-7	β-BHC	<6.7	<12		
58-89-9	γ-BHC (Lindane)	<6.7	<1.0		
319-86-8	δ-BHC	<6.7	<6.0		
5103-71-9	α-Chlordane	<6.7	<6.0		
5103-74-2	γ-Chlordane	<3.4	**16**		
57-74-9	Chlordane		<80		
510-15-6	Chlorobenzilate				
96-12-8	1,2-Dibromo-3-chloropropane (DBC)				
72-54-8	4,4'-DDD	<3.4	<6.0		
72-55-9	4,4'-DDE	**110**	**190**	53.333	
50-29-3	4,4'-DDT	<3.4	<10		
2303-16-4	Dialliate				
60-57-1	Dieldrin	<34	**22**		
959-98-8	Endosulfan I	<34	<14		
33213-65-9	Endosulfane II	<6.7	<6.0		
1031-07-8	Endosulfane-sulfate	<6.7	<1.8		
72-20-8	Endrin	<3.4	<8.0		
7421-93-4	Endrin aldehyde	**34**	<22		
53494-70-5	Endrin ketone	<3.4	<16		
76-44-8	Heptachlor	<6.7	<8.0		
1024-57-3	Heptachlor epoxide	<5.7	**12**		
465-73-6	Isodrin				
72-43-5	Methoxychlor	<17	<14		
8001-35-2	Toxaphene	<100	<100		

S. Mansy 10/6/2011

DVRR10092011

Table 21-A

ORGANOCHLORINE PESTICIDES ANALYSIS

QA/QC COMPARISON TABLE

Customer Sample ID: LL1-

Project: Ravenna

Date Sampled: 7/5/2011

Method No: EPA 8081

QC-SAMPLE NO: LL1SB-645M-0101-SO

QA-SAMPLE NO.: LL1SB-646M-0101-SO

Date Analyzed: 12/8/2011 Repeated Ananysis

Date Analyzed: 07/21/11

Lab Name: TestAmerica-N. Canton

Lab Name: CT Laboratories

QC DF= 1.0

QA DF=20

Matrix: soil

Concentration: ug/kg

CAS NO	COMPOUND	QC Sample	QA Sample	RPD	Q
309-00-2	Aldrin	<0.68	<10		
319-84-6	α-BHC	<1.3	<12		
319-85-7	β-BHC	<1.3	<12		
58-89-9	γ-BHC (Lindane)	<1.3	<1.0		
319-86-8	δ-BHC	<1.3	<6.0		
5103-71-9	α-Chlordane	<1.3	<6.0		
5103-74-2	γ-Chlordane	<0.68	**16**		
57-74-9	Chlordane		<80		
510-15-6	Chlorobenzilate				
96-12-8	1,2-Dibromo-3-chloropropane (DBC)				
72-54-8	4,4'-DDD	<0.68	<6.0		
72-55-9	4,4'-DDE	**25**	**190**	**153.49**	
50-29-3	4,4'-DDT	<0.68	<10		
2303-16-4	Dialliate				
60-57-1	Dieldrin	<0.68	**22**		
959-98-8	Endosulfan I	<0.68	<14		
33213-65-9	Endosulfane II	<1.3	<6.0		
1031-07-8	Endosulfane-sulfate	<1.3	<1.8		
72-20-8	Endrin	<0.68	<8.0		
7421-93-4	Endrin aldehyde	**24**	<22		
53494-70-5	Endrin ketone	<0.68	<16		
76-44-8	Heptachlor	**8.4**	<8.0		
1024-57-3	Heptachlor epoxide	<1.3	**12**		
465-73-6	Isodrin				
72-43-5	Methoxychlor	<3.3	<14		
8001-35-2	Toxaphene	<20	<100		

S. Mansy 10/6/2011

DVRR10092011

Table 22

ORGANOCHLORINE PESTICIDES ANALYSIS

QA/QC COMPARISON TABLE

Customer Sample ID: LL1-

Project: Ravenna

Date Sampled: 7/5/2011

Method No: EPA 8081

QC-SAMPLE NO: LL1SB-645M-0102-SO

QA-SAMPLE NO.: LL1SB-646M-0102-SO

Date Analyzed: 8/4/2011

Date Analyzed: 07/21/11

Lab Name: TestAmerica-N. Canton

Lab Name: CT Laboratories

QC DF = 20

QA DF=20

Matrix: soil

Concentration: ug/kg

CAS NO	COMPOUND	QC Sample	QA Sample	RPD	Q
309-00-2	Aldrin	<27	<10		
319-84-6	α-BHC	<27	<12		
319-85-7	β-BHC	<27	<12		
58-89-9	γ-BHC (Lindane)	<27	<1.0		
319-86-8	δ-BHC	<27	<6.0		
5103-71-9	α-Chlordane	<27	<6.1		
5103-74-2	γ-Chlordane	**650**	<6.1		
57-74-9	Chlordane		<81		
510-15-6	Chlorobenzilate				
96-12-8	1,2-Dibromo-3-chloropropane (DBC)				
72-54-8	4,4'-DDD	<14	<6.0		
72-55-9	4,4'-DDE	**210**	**490**	**80**	
50-29-3	4,4'-DDT	<14	<10		
2303-16-4	Dialliate				
60-57-1	Dieldrin	<14	**250**		
959-98-8	Endosulfan I	13	<14		
33213-65-9	Endosulfane II	<27	<6.0		
1031-07-8	Endosulfane-sulfate	<27	<18		
72-20-8	Endrin	16	<8.0		
7421-93-4	Endrin aldehyde	**420**	**270**	**43.5**	
53494-70-5	Endrin ketone	<14	<16		
76-44-8	Heptachlor	<27	<8.0		
1024-57-3	Heptachlor epoxide	<27	**59**		
465-73-6	Isodrin				
72-43-5	Methoxychlor	<67	**420**		
8001-35-2	Toxaphene	<410	<100		

S. Mansy 10/6/2011

DVRR10092011

Table 22-A

ORGANOCHLORINE PESTICIDES ANALYSIS

QA/QC COMPARISON TABLE

Customer Sample ID

LL1-

Project: Ravenna

Date Sampled: 7/5/2011 Method No: EPA 8081

QC-SAMPLE NO: LL1SB-645M-0102-SO QA-SAMPLE NO.: LL1SB-646M-0102-SO

Date Analyzed: 12/8/2011 Repeated Analysis Date Analyzed: 07/21/11

Lab Name: TestAmerica-N. Canton Lab Name: CT Laboratories

QC DF = 10 QA DF=20

Matrix: soil Concentration: ug/kg

CAS NO	COMPOUND	QC Sample	QA Sample	RPD	Q
309-00-2	Aldrin	<13	<10		
319-84-6	α-BHC	<13	<12		
319-85-7	β-BHC	<13	<12		
58-89-9	γ-BHC (Lindane)	<13	<1.0		
319-86-8	δ-BHC	<13	<6.0		
5103-71-9	α-Chlordane	<13	<6.1		
5103-74-2	γ-Chlordane	<6.8	<6.1		
57-74-9	Chlordane		<81		
510-15-6	Chlorobenzilate				
96-12-8	1,2-Dibromo-3-chloropropane (DBC)				
72-54-8	4,4'-DDD	<6.8	<6.0		
72-55-9	4,4'-DDE	**180**	**490**	**92.537**	
50-29-3	4,4'-DDT	<6.8	<10		
2303-16-4	Dialliate				
60-57-1	Dieldrin	**21**	**250**	**169**	
959-98-8	Endosulfan I	<6.8	<14		
33213-65-9	Endosulfane II	<13	<6.0		
1031-07-8	Endosulfane-sulfate	<13	<18		
72-20-8	Endrin	<6.8	<8.0		
7421-93-4	Endrin aldehyde	**370**	**270**	**31.3**	
53494-70-5	Endrin ketone	<6.8	<16		
76-44-8	Heptachlor	<13	<8.0		
1024-57-3	Heptachlor epoxide	<13	**59**		
465-73-6	Isodrin				
72-43-5	Methoxychlor	<33	**420**		
8001-35-2	Toxaphene	**2600**	<100		

S. Mansy 10/6/2011

DVRR10092011

Table 23

ORGANOCHLORINE PESTICIDES ANALYSIS

QA/QC COMPARISON TABLE

Customer Sample ID: LL1-

Project: Ravenna

Date Sampled: 7/5/2011

Method No: EPA 8081

QC-SAMPLE NO: LL1SB-645M-0103-SO

QA-SAMPLE NO.: LL1SB-646M-0103-SO

Date Analyzed: 7/31/2011

Date Analyzed: 07/21/11

Lab Name: TestAmerica-N. Canton

Lab Name: CT Laboratories

QC DF = 20

QA DF=10

Matrix: soil

Concentration: ug/kg

CAS NO	COMPOUND	QC Sample	QA Sample	RPD	Q
309-00-2	Aldrin	<27	**6**		
319-84-6	α-BHC	<27	<6.0		
319-85-7	β-BHC	**28**	<6.0		
58-89-9	γ-BHC (Lindane)	<27	<5.0		
319-86-8	δ-BHC	<27	<3.0		
5103-71-9	α-Chlordane	<27	<3.0		
5103-74-2	γ-Chlordane	<13	**12**		
57-74-9	Chlordane		<40		
510-15-6	Chlorobenzilate				
96-12-8	1,2-Dibromo-3-chloropropane (DBC)				
72-54-8	4,4'-DDD	<13	<6.0		
72-55-9	4,4'-DDE	**670**	**490**	**31.0**	
50-29-3	4,4'-DDT	20	<10		
2303-16-4	Dialliate				
60-57-1	Dieldrin	<14	**8.9**		
959-98-8	Endosulfan I	**13**	<7.0		
33213-65-9	Endosulfane II	<27	<3.0		
1031-07-8	Endosulfane-sulfate	<27	<8.9		
72-20-8	Endrin	**36**	<4.0		
7421-93-4	Endrin aldehyde	<27	<11		
53494-70-5	Endrin ketone	<13	<7.9		
76-44-8	Heptachlor	<27	<8.0		
1024-57-3	Heptachlor epoxide	<27	<5.0		
465-73-6	Isodrin				
72-43-5	Methoxychlor	<66	<7.0		
8001-35-2	Toxaphene	<400	<50		

S. Mansy 10/6/2011

DVRR10092011

Table 23-A

ORGANOCHLORINE PESTICIDES ANALYSIS

QA/QC COMPARISON TABLE

Customer Sample ID: LL1-

Project: Ravenna

Date Sampled: 7/5/2011

Method No: EPA 8081

QC-SAMPLE NO: LL1SB-645M-0103-SO

QA-SAMPLE NO.: LL1SB-646M-0103-SO

Date Analyzed: 12/8/2011 Repeated Analysis

Date Analyzed: 07/21/11

Lab Name: TestAmerica-N. Canton

Lab Name: CT Laboratories

QC DF = 1.0

QA DF=10

Matrix: soil

Concentration: ug/kg

CAS NO	COMPOUND	QC Sample	QA Sample	RPD	Q
309-00-2	Aldrin	<1.3	**6**		
319-84-6	α-BHC	<1.3	<6.0		
319-85-7	β-BHC	<1.3	<6.0		
58-89-9	γ-BHC (Lindane)	<1.3	<5.0		
319-86-8	δ-BHC	<1.3	<3.0		
5103-71-9	α-Chlordane	<1.3	<3.0		
5103-74-2	γ-Chlordane	<0.67	**12**		
57-74-9	Chlordane		<40		
510-15-6	Chlorobenzilate				
96-12-8	1,2-Dibromo-3-chloropropane (DBC)				
72-54-8	4,4'-DDD	<0.67	<6.0		
72-55-9	4,4'-DDE	<0.67	**490**		
50-29-3	4,4'-DDT	<0.67	<10		
2303-16-4	Dialliate				
60-57-1	Dieldrin	<0.67	**8.9**		
959-98-8	Endosulfan I	<1.3	<7.0		
33213-65-9	Endosulfane II	<1.3	<3.0		
1031-07-8	Endosulfane-sulfate	<1.3	<8.9		
72-20-8	Endrin	<0.67	<4.0		
7421-93-4	Endrin aldehyde	<1.3	<11		
53494-70-5	Endrin ketone	<0.67	<7.9		
76-44-8	Heptachlor	<1.3	<8.0		
1024-57-3	Heptachlor epoxide	<1.3	<5.0		
465-73-6	Isodrin				
72-43-5	Methoxychlor	<3.3	<7.0		
8001-35-2	Toxaphene	<20	<50		

S. Mansy 10/6/2011

DVRR10092011

Table 24

ORGANOCHLORINE PESTICIDES ANALYSIS

QA/QC COMPARISON TABLE

Customer Sample ID: LL4-

Project: Ravenna

Date Sampled: 6/26/2011

Method No: EPA 8081

QC-SAMPLE NO: LL4SS-417M-0001-SO

QA-SAMPLE NO.: LL4SS-418M-0001-SO

Date Analyzed: 7/29/2011

Lab Name: TestAmerica-N. Canton

QC DF = 10

Date Analyzed: 07/21/11

Lab Name: CT Laboratories

QA DF = 1

Matrix: soil

Concentration: ug/kg

CAS NO	COMPOUND	QC Sample	QA Sample	RPD	Q
309-00-2	Aldrin	<14	<0.51		
319-84-6	α-BHC	<14	<0.61		
319-85-7	β-BHC	<14	<0.61		
58-89-9	γ-BHC (Lindane)	<14	<0.51		
319-86-8	δ-BHC	<14	**1.9**		
5103-71-9	α-Chlordane	<14			
5103-74-2	γ-Chlordane	<6.8	<0.3		
57-74-9	Chlordane		<4.1		
510-15-6	Chlorobenzilate				
96-12-8	1,2-Dibromo-3-chloropropane (DBC)				
72-54-8	4,4'-DDD	<6.8	<0.3		
72-55-9	4,4'-DDE	<6.8	**2.5**		
50-29-3	4,4'-DDT	<6.8	**7.2**		
2303-16-4	Dialliate				
60-57-1	Dieldrin	<6.8	<0.30		
959-98-8	Endosulfan I	<6.8	**2.9**		
33213-65-9	Endosulfane II	<14	**0.61**		
1031-07-8	Endosulfane-sulfate	<14	<0.91		
72-20-8	Endrin	<6.8	**4.6**		
7421-93-4	Endrin aldehyde	<14	<1.1		
53494-70-5	Endrin ketone	<6.8	<0.81		
76-44-8	Heptachlor	<14	**8.7**		
1024-57-3	Heptachlor epoxide	<14	<0.51		
465-73-6	Isodrin				
72-43-5	Methoxychlor	<34	**5.6**		
8001-35-2	Toxaphene	<200	<5.1		

S. Mansy 10/6/2011

DVRR10092011

Table 24-A

ORGANOCHLORINE PESTICIDES ANALYSIS

QA/QC COMPARISON TABLE

Customer Sample ID: LL4-

Project: Ravenna

Date Sampled: 6/26/2011

Method No: EPA 8081

QC-SAMPLE NO: LL4SS-417M-0001-SO

QA-SAMPLE NO.: LL4SS-418M-0001-SO

Date Analyzed: 12/8/2011/ Repeat Analysis

Date Analyzed: 07/21/11

Lab Name: TestAmerica-N. Canton

Lab Name: CT Laboratories

QC DF = 1.0

QA DF = 1

Matrix: soil

Concentration: ug/kg

CAS NO	COMPOUND	QC Sample	QA Sample	RPD	Q
309-00-2	Aldrin	<1.4	<0.51		
319-84-6	α-BHC	<1.4	<0.61		
319-85-7	β-BHC	**4.6**	<0.61		
58-89-9	γ-BHC (Lindane)	<1.4	<0.51		
319-86-8	δ-BHC	<1.4	**1.9**		
5103-71-9	α-Chlordane	<1.4			
5103-74-2	γ-Chlordane	<0.69	<0.3		
57-74-9	Chlordane		<4.1		
510-15-6	Chlorobenzilate				
96-12-8	1,2-Dibromo-3-chloropropane (DBC)				
72-54-8	4,4'-DDD	<0.69	<0.3		
72-55-9	4,4'-DDE	**1.6**	**2.5**	43.902	
50-29-3	4,4'-DDT	**0.74**	**7.2**	162.72	
2303-16-4	Dialliate				
60-57-1	Dieldrin	<0.69	<0.30		
959-98-8	Endosulfan I	<0.69	**2.9**		
33213-65-9	Endosulfane II	<1.4	**0.61**		
1031-07-8	Endosulfane-sulfate	<1.4	<0.91		
72-20-8	Endrin	<0.69	**4.6**		
7421-93-4	Endrin aldehyde	**3.1**	<1.1		
53494-70-5	Endrin ketone	<0.69	<0.81		
76-44-8	Heptachlor	<1.4	**8.7**		
1024-57-3	Heptachlor epoxide	<1.4	<0.51		
465-73-6	Isodrin				
72-43-5	Methoxychlor	**6.3**	**5.6**		
8001-35-2	Toxaphene	<20	<5.1		

S. Mansy 10/6/2011

DVRR10092011

Table 25

ORGANOCHLORINE PESTICIDES ANALYSIS

QA/QC COMPARISON TABLE

Customer Sample ID: LL3-

Project: Ravenna

Date Sampled: 7/2/2011

Method No: EPA 8081

QC-SAMPLE NO: LL3SD-417M-0001-SD

QA-SAMPLE NO.: LL3SD-418M-0001-SD

Date Analyzed: 7/31/2011

Lab Name: TestAmerica-N. Canton

QC DF =50

Date Analyzed: 07/21/11

Lab Name: CT Laboratories

QA DF = 2

Matrix: soil

Concentration: ug/kg

CAS NO	COMPOUND	QC Sample	QA Sample	RPD	Q
309-00-2	Aldrin	<68	<0.1		
319-84-6	α-BHC	<68	<1.2		
319-85-7	β-BHC	**130**	<1.2		
58-89-9	γ-BHC (Lindane)	<68	<0.1		
319-86-8	δ-BHC	<68	<0.61		
5103-71-9	α-Chlordane	<68	<0.61		
5103-74-2	γ-Chlordane	<34	<0.61		
57-74-9	Chlordane		<8.2		
510-15-6	Chlorobenzilate				
96-12-8	1,2-Dibromo-3-chloropropane (DBC)				
72-54-8	4,4'-DDD	<34	<0.61		
72-55-9	4,4'-DDE	<34	**36**		
50-29-3	4,4'-DDT	<34	<0.1		
2303-16-4	Dialliate				
60-57-1	Dieldrin	<34	<0.61		
959-98-8	Endosulfan I	<34	<1.4		
33213-65-9	Endosulfane II	<68	**1.6**		
1031-07-8	Endosulfane-sulfate	<68	<1.8		
72-20-8	Endrin	<34	**20**		
7421-93-4	Endrin aldehyde	<68	<2.2		
53494-70-5	Endrin ketone	<34			
76-44-8	Heptachlor	<68	**110**		
1024-57-3	Heptachlor epoxide	<68	**3.1**		
465-73-6	Isodrin				
72-43-5	Methoxychlor	<170	<1.4		
8001-35-2	Toxaphene	<1000	<10		

S. Mansy 10/6/2011

DVRR10092011

Table 25-A

ORGANOCHLORINE PESTICIDES ANALYSIS

QA/QC COMPARISON TABLE

Customer Sample ID: LL3-

Project: Ravenna

Date Sampled: 7/2/2011

Method No: EPA 8081

QC-SAMPLE NO: LL3SD-417M-0001-SD

QA-SAMPLE NO.: LL3SD-418M-0001-SD

Date Analyzed: 12/8/2011 Repeat Analysis

Date Analyzed: 07/21/11

Lab Name: TestAmerica-N. Canton

Lab Name: CT Laboratories

QC DF =5.0

QA DF = 2

Matrix: soil

Concentration: ug/kg

CAS NO	COMPOUND	QC Sample	QA Sample	RPD	Q
309-00-2	Aldrin	<6.8	<0.1		
319-84-6	α-BHC	<6.8	<1.2		
319-85-7	β-BHC	<6.8	<1.2		
58-89-9	γ-BHC (Lindane)	<6.8	<0.1		
319-86-8	δ-BHC	<6.8	<0.61		
5103-71-9	α-Chlordane	<6.8	<0.61		
5103-74-2	γ-Chlordane	<3.4	<0.61		
57-74-9	Chlordane		<8.2		
510-15-6	Chlorobenzilate				
96-12-8	1,2-Dibromo-3-chloropropane (DBC)				
72-54-8	4,4'-DDD	<3.4	<0.61		
72-55-9	4,4'-DDE	**10**	**36**	**113.04**	
50-29-3	4,4'-DDT	<3.4	<0.1		
2303-16-4	Dialliate				
60-57-1	Dieldrin	<3.4	<0.61		
959-98-8	Endosulfan I	<3.4	<1.4		
33213-65-9	Endosulfane II	<6.8	**1.6**		
1031-07-8	Endosulfane-sulfate	<6.8	<1.8		
72-20-8	Endrin	<3.4	**20**		
7421-93-4	Endrin aldehyde	**5.2**	<2.2		
53494-70-5	Endrin ketone	**25**			
76-44-8	Heptachlor	<6.8	**110**		
1024-57-3	Heptachlor epoxide	<6.8	**3.1**		
465-73-6	Isodrin				
72-43-5	Methoxychlor	**210**	<1.4		
8001-35-2	Toxaphene	<100	<10		

S. Mansy 10/6/2011

DVRR10092011

Table 26

NITROAROMATICS, NITAMINES, NITRATE ESTERS

QA/QC COMPARISON TABLE

Customer Sample ID

Project: Ravenna

L12SS

Date Sampled: 7/3/2011

Method No. EPA8330B

QC-SAMPLE NO: L12SS-301M-0001-SO

QA-SAMPLE NO. L12SS-302M-0001-SO

Date Analyzed: 7/29/2011

Date Analyzed 7/21/2011

Lab Name: **TestAmerica-N. Canton**

Lab Name: **CT Laboratories**

Matrix: SOIL

CONCENTRATION UNITS: mg/Kg)

Analyte	Abbeviatio	QC sample		QA Sample		RPD	Q
Octahydro-1,3,5,7-tetranitro-1,3,5,7-tetrazoc	HMX	<0.1		<0.12			
Hexahydro-1,3,5-trinitro-1,3,5-triazine	RDX	<0.1		<0.14			
1,3,5-Trinitrobenzene	1,3,5-TNB	<0.1		<0.13			
1,3-Dinitrobenzene	1,3-DNB	<0.1		<0.08			
Methyl-2,4,6-trinitrophenylnitramine	TETRYL		0.25	<0.09			
Nitrobenzene	NB		0.20	<0.04			
2,4,6-Trinitrotoluene	2,4,6-TNT	<0.1			0.24		
4-Amino-2,6-dinitrotoluen	4-Am-DNT	<0.1		<0.07			
2-Amino-4,6-dinitrotoluen	2-Am-DNT	<0.1		<0.05			
2,4-Dinitrotoluene	2,4-DNT	<0.1		<0.08			
2,6-Dinitrotoluene	2,6-DNT	<0.1		<0.07			
2-Nitrotoluene	2-NT	<0.1		<0.09			
3-Nitrotoluene	3-NT	<0.1		< 0.07			
4-Nitrotoluene	4-NT	<0.1		<0.07			
Nitroglycerin	NG	<0.1		<0.5			
Pentaerythritol tetranitrat	PETN	<0.1		<0.5			
3,5-Dinitroaniline	3,5-DNA			<0.09			

S.MANSY 9/1/2011

DVRR10092011

Table 27

NITROAROMATICS, NITAMINES, NITRATE ESTERS

QA/QC COMPARISON TABLE

Customer Sample ID

Project: Ravenna

LL4SS

Date Sampled: 6/26/2011

Method No. EPA8330B

QC-SAMPLE NO: LL4SS-417M-0001-SO

QA-SAMPLE NO. LL4SS-418M-0001-SO

Date Analyzed: 7/20/2011

Date Analyzed 7/21/2011

Lab Name: **TestAmerica-N. Canton**

Lab Name: **CT Laboratories**

Matrix: SOIL

CONCENTRATION UNITS: mg/Kg)

Analyte	Abbeviatio	QC sample		QA Sample	RPD	Q
Octahydro-1,3,5,7-tetranitro-1,3,5,7-tetrazoci	HMX	<0.098		<0.12		
Hexahydro-1,3,5-trinitro-1,3,5-triazine	RDX	<0.098		<0.14		
1,3,5-Trinitrobenzene	1,3,5-TNB	<0.098		<0.13		
1,3-Dinitrobenzene	1,3-DNB	< 0.24		<0.08		
Methyl-2,4,6-trinitrophenylnitramine	TETRYL	< 0.24		<0.09		
Nitrobenzene	NB	< 0.24		<0.04		
2,4,6-Trinitrotoluene	2,4,6-TNT	<0.098		<0.090		
4-Amino-2,6-dinitrotoluen	4-Am-DNT	<0.098		<0.07		
2-Amino-4,6-dinitrotoluen	2-Am-DNT	<0.098		<0.05		
2,4-Dinitrotoluene	2,4-DNT	).098		<0.08		
2,6-Dinitrotoluene	2,6-DNT	< 0.24		<0.07		
2-Nitrotoluene	2-NT	< 0.24		<0.09		
3-Nitrotoluene	3-NT	< 0.24		< 0.07		
4-Nitrotoluene	4-NT	< 0.24		<0.07		
Nitroglycerin	NG	< 0.24		<0.5		
Pentaerythritol tetranitrat	PETN	< 0.48		<0.5		
3,5-Dinitroaniline	3,5-DNA			<0.09		

S.MANSY 9/1/2011

DVRR10092011

Table 28

NITROAROMATICS, NITAMINES, NITRATE ESTERS

QA/QC COMPARISON TABLE

Customer Sample ID

Project: Ravenna

LL1

Date Sampled: 7/5/2011

Method No. EPA8330B

QC-SAMPLE NO: LL1SB-645M-0101-SO

QA-SAMPLE NO. LL1SB-646M-0101-SO

Date Analyzed: 7/28/2011

Date Analyzed 7/21/2011

Lab Name: **TestAmerica-N. Canton**

Lab Name: **CT Laboratories**

Matrix: SOIL

CONCENTRATION UNITS: mg/Kg)

Analyte	Abbeviatio	QC sample		QA Sample	RPD	Q
Octahydro-1,3,5,7-tetranitro-1,3,5,7-tetrazoci	HMX	0.72		<0.12		
Hexahydro-1,3,5-trinitro-1,3,5-triazine	RDX	4.7		<0.14		
1,3,5-Trinitrobenzene	1,3,5-TNB	0.091		<0.13		
1,3-Dinitrobenzene	1,3-DNB	< 0.24		<0.08		
Methyl-2,4,6-trinitrophenylnitramine	TETRYL	< 0.24		<0.09		
Nitrobenzene	NB	< 0.24		<0.04		
2,4,6-Trinitrotoluene	2,4,6-TNT	5.7		15	89.9	
4-Amino-2,6-dinitrotoluen	4-Am-DNT	0.38		<0.07		
2-Amino-4,6-dinitrotoluen	2-Am-DNT	0.15		<0.05		
2,4-Dinitrotoluene	2,4-DNT	0.028		<0.08		
2,6-Dinitrotoluene	2,6-DNT	< 0.24		<0.07		
2-Nitrotoluene	2-NT	< 0.24		<0.09		
3-Nitrotoluene	3-NT	< 0.24		< 0.07		
4-Nitrotoluene	4-NT	< 0.24		<0.07		
Nitroglycerin	NG	< 0.24		<0.5		
Pentaerythritol tetranitrat	PETN	< 0.48		<0.5		
3,5-Dinitroaniline	3,5-DNA			<0.09		

S.MANSY 9/1/2011

DVRR10092011

Table 29

NITROAROMATICS, NITAMINES, NITRATE ESTERS

QA/QC COMPARISON TABLE

Customer Sample ID

Project: Ravenna

LL1

Date Sampled: 7/5/2011

Method No. EPA8330B

QC-SAMPLE NO: LL1SB-645M-0102-SO

QA-SAMPLE NO. LL1SB-646M-0102-SO

Date Analyzed: 7/28/2011

Date Analyzed 7/21/2011

Lab Name: **TestAmerica-N. Canton**

Lab Name: **CT Laboratories**

Matrix: SOIL

CONCENTRATION UNITS: mg/Kg)

Analyte	Abbeviatio	QC sample		QA Sample	RPD	Q
Octahydro-1,3,5,7-tetranitro-1,3,5,7-tetrazoc	HMX	0.15		<0.12		
Hexahydro-1,3,5-trinitro-1,3,5-triazine	RDX	0.34		<0.14		
1,3,5-Trinitrobenzene	1,3,5-TNB	<0.1		<0.13		
1,3-Dinitrobenzene	1,3-DNB	<0.1		<0.08		
Methyl-2,4,6-trinitrophenylnitramine	TETRYL	<0.1		<0.089		
Nitrobenzene	NB	<0.1		<0.04		
2,4,6-Trinitrotoluene	2,4,6-TNT	0.19		<0.089		
4-Amino-2,6-dinitrotoluen	4-Am-DNT	0.13		<0.07		
2-Amino-4,6-dinitrotoluen	2-Am-DNT	<0.1		<0.05		
2,4-Dinitrotoluene	2,4-DNT	<0.1		<0.08		
2,6-Dinitrotoluene	2,6-DNT	<0.1		<0.07		
2-Nitrotoluene	2-NT	<0.1		<0.09		
3-Nitrotoluene	3-NT	<0.1		< 0.07		
4-Nitrotoluene	4-NT	<0.1		<0.069		
Nitroglycerin	NG	<0.25		<0.5		
Pentaerythritol tetranitrat	PETN	<0.25		<0.5		
3,5-Dinitroaniline	3,5-DNA			<0.09		

S.MANSY 9/1/2011

DVRR10092011

Table 30

NITROAROMATICS, NITAMINES, NITRATE ESTERS

QA/QC COMPARISON TABLE

Customer Sample ID

Project: Ravenna

LL1

Date Sampled: 7/5/2011

Method No. EPA8330B

QC-SAMPLE NO: LL1SB-645M-0103-SO

QA-SAMPLE NO. LL1SB-646M-0103-SO

Date Analyzed: 7/28/2011

Date Analyzed 7/21/2011

Lab Name: **TestAmerica-N. Canton**

Lab Name: **CT Laboratories**

Matrix: SOIL

CONCENTRATION UNITS: mg/Kg)

Analyte	Abbeviatio	QC sample		QA Sample	RPD	Q
Octahydro-1,3,5,7-tetranitro-1,3,5,7-tetrazoci	HMX	0.26		<0.12		
Hexahydro-1,3,5-trinitro-1,3,5-triazine	RDX	0.52		1.3	85.714	
1,3,5-Trinitrobenzene	1,3,5-TNB	0.07		<0.13		
1,3-Dinitrobenzene	1,3-DNB	<0.1		<0.08		
Methyl-2,4,6-trinitrophenylnitramine	TETRYL	<0.1		<0.089		
Nitrobenzene	NB	<0.1		<0.04		
2,4,6-Trinitrotoluene	2,4,6-TNT	0.19		2.8	174.6	
4-Amino-2,6-dinitrotoluen	4-Am-DNT	0.49		0.17	96.97	
2-Amino-4,6-dinitrotoluen	2-Am-DNT	0.16		<0.05		
2,4-Dinitrotoluene	2,4-DNT	<0.1		<0.08		
2,6-Dinitrotoluene	2,6-DNT	<0.1		<0.07		
2-Nitrotoluene	2-NT	<0.1		<0.09		
3-Nitrotoluene	3-NT	<0.1		< 0.07		
4-Nitrotoluene	4-NT	<0.1		<0.069		
Nitroglycerin	NG	<0.25		<0.5		
Pentaerythritol tetranitrat	PETN	<0.25		<0.5		
3,5-Dinitroaniline	3,5-DNA			<0.09		

S.MANSY 9/1/2011

DVRR10092011

Table 31

METAL ANALYSIS

QA/QC COMPARISON TABLE

Project: Ravenna

Date Sampled: 7/5/2011

QC-SAMPLE NO LL1SB-644-0101-SO

QA-SAMPLE NO.: LL1SB-646M-0101-SO

Date Analyzed: 7/15/2011

Date Analyzed: 7/11/2011

Method No: **EPA 6020**

Method No: EPA 6010

Lab Name: TestAmerica Laboratories

Lab Name: **CT Laboratories**

Matrix:

Concentration Units (mg/kg dry weight):

Analyte	QC-Sample (S)	C	**QA-Sample (S)**	C	**RPD**	Q	**METHOD**
Aluminum	4300.0		3200		**29.3**		P
Antimony	0.1		0.110		**16.7**		P
Arsenic	5.9		4.00		**38.4**		P
Barium	30.0		21.3		**33.9**		P
Beryllium	0.29		0.210		**32.0**		P
Cadmium	0.5		<0.0061				P
Calcium	3900.0		2030		**63.1**		P
Chromium	15.0		10.9		**31.7**		P
Cobalt	4.8		3.00		**46.2**		P
Copper	10.0		10.7		**6.8**		P
Iron	15000.0		12000		**22.2**		P
Lead	36.0		16.9		**72.2**		P
Magnesium	1500.0		945		**45.4**		P
Manganese	540.0		498		**8.1**		P
Mercury			0.012				CV
Nickel	13.0		6.60		**65.3**		P
Potassium	580.0		339		**52.4**		P
Selenium	0.55		1.10		**66.7**		P
Silver	< 0.22		<0.017				P
Sodium	31.0		189		**143.6**		P
Thallium	0.10		0.650		**149.0**		P
Vanadium	8.9		6.60		**29.7**		P
Zinc	68.0		33.1		**69.0**		P

S. Mansy 9/28/2011

DVRR10092011

Table 32

METAL ANALYSIS

QA/QC COMPARISON TABLE

Project: Ravenna Date Sampled: 7/5/2011

QC-SAMPLE NO LL1SB-645-0101-SO QA-SAMPLE NO.: LL1SB-646M-0101-SO

Date Analyzed: 7/19/2011 Date Analyzed: 7/11/2011

Method No: **EPA 6020** Method No: EPA 6010

Lab Name: TestAmerica Laboratories Lab Name: **CT Laboratories**

Matrix: Concentration Units (mg/kg dry weight):

Analyte	QC-Sample (S)	C	**QA-Sample (S)**	C	**RPD**	Q	**METHOD**
Aluminum	4300.0		3200		**29.3**		P
Antimony	0.8		0.110		**153.7**		P
Arsenic	5.8		4.00		**36.7**		P
Barium	39.0		21.3		**58.7**		P
Beryllium	0.4		0.210		**50.0**		P
Cadmium	3.8		<0.0061				P
Calcium	9000.0		2030		**126.4**		P
Chromium	29.0		10.9		**90.7**		P
Cobalt	5.4		3.00		**57.1**		P
Copper	22.0		10.7		**69.1**		P
Iron	19000.0		12000		**45.2**		P
Lead	53.0		16.9		**103.3**		P
Magnesium	1700.0		945		**57.1**		P
Manganese	600.0		498		**18.6**		P
Mercury			0.012				CV
Nickel	20.0		6.60		**100.8**		P
Potassium	590.0		339		**54.0**		P
Selenium	0.44		1.10		**85.7**		P
Silver	0.018		<0.017				P
Sodium	60.0		189		**103.6**		P
Thallium	0.12		0.650		**137.7**		P
Vanadium	8.1		6.60		**20.4**		P
Zinc	100.0		33.1		**100.5**		P

S. Mansy 9/28/2011

DVRR10092011

Table 33

METAL ANALYSIS

QA/QC COMPARISON TABLE

Project: Ravenna

Date Sampled: 7/5/2011

QC-SAMPLE NO LL1SB-645M-0102-SO

QA-SAMPLE NO.: LL1SB-646M-0102-SO

Date Analyzed: 8/29/2011

Date Analyzed: 7/11/2011

Method No: **EPA 6020**

Method No: EPA 6010

Lab Name: TestAmerica-N. Canton

Lab Name: **CT Laboratories**

Matrix:

Concentration Units (mg/kg dry weight):

Analyte	QC-Sample (S)	C	**QA-Sample (S)**	C	**RPD**	Q	**METHOD**
Aluminum	6200.0		7290		**16.2**		P
Antimony	<0.15		3.00				P
Arsenic	5.5		4.20		**26.8**		P
Barium	71.0		65.3		**8.4**		P
Beryllium	0.6		0.470		**22.6**		P
Cadmium	0.4		<0.0061				P
Calcium	29000.0		22500		**25.2**		P
Chromium	27.0		189		**150.0**		P
Cobalt	4.0		3.20		**22.2**		P
Copper	12.0		15.1		**22.9**		P
Iron	13000.0		12900		**0.8**		P
Lead	75.0		51.2		**37.7**		P
Magnesium	2800.0		2860		**2.1**		P
Manganese	690.0		504		**31.2**		P
Mercury	0.043		0.033		**26.3**		CV
Nickel	17.0		13.4		**23.7**		P
Potassium	690.0		1500		**74.0**		P
Selenium			1.40				P
Silver	<0.25		<0.017				P
Sodium	96.0		388.000		**120.7**		P
Thallium			0.650				P
Vanadium	8.8		7.40		**17.3**		P
Zinc	63.0		37.7		**50.2**		P

S. Mansy 9/28/2011

DVRR10092011

Table 34

METAL ANALYSIS

QA/QC COMPARISON TABLE

Project: Ravenna Date Sampled: 7/5/2011

QC-SAMPLE NO LL1SB-645M-0103-SO QA-SAMPLE NO.: LL1SB-646M-0103-SO

Date Analyzed: 8/25/2011 Date Analyzed: 07/11/11

Method No: **EPA 6020** Method No: EPA 6010

Lab Name: TestAmerica-North Cantor Lab Name: **CT Laboratories**

Matrix: Concentration Units (mg/kg dry weight):

Analyte	QC-Sample (S)	C	**QA-Sample (S)**	C	**RPD**	Q	**METHOD**
Aluminum	3400.0		2370		**35.7**		P
Antimony	<0.14		5.30				P
Arsenic	3.5		2.90		**18.8**		p
Barium	23.0		18.6		**21.2**		P
Beryllium	0.5		0.140		**106.7**		P
Cadmium	0.150		0.029		**135.2**		P
Calcium	9000.0		5840		**42.6**		P
Chromium	17.0		313		**179.4**		P
Cobalt	2.1		2.40		**13.3**		P
Copper	4.4		8.10		**59.2**		P
Iron	12000.0		9270		**25.7**		P
Lead	6.3		8.00		**23.8**		P
Magnesium	1800.0		676		**90.8**		P
Manganese	310.0		223		**32.6**		P
Mercury	<0.026		<0.0021				CV
Nickel	10.0		8.10		**21.0**		P
Potassium	460.0		802		**54.2**		P
Selenium	0.4		0.310		**30.1**		p
Silver	<0.23		<0.017				p
Sodium	66.0		416		**145.2**		P
Thallium	0.1		0.280		**123.7**		p
Vanadium	3.9		3.70		**5.3**		p
Zinc	42.0		17.0		**84.7**		P

S. Mansy 9/28/2011

DVRR10092011

Table 35

METAL ANALYSIS

QA/QC COMPARISON TABLE

Project: Ravenna

Date Sampled: 7/3/2011

QC-SAMPLE NO LL2SS-517M-0001-SO

QA-SAMPLE NO.: LL2SS-518M-0001-SO

Date Analyzed: 8/29/2011

Date Analyzed: 7/11/2011

Method No: **EPA 6020**

Method No: EPA 6010

Lab Name: TestAmerica-N. Canton

Lab Name: **CT Laboratories**

Matrix:

Concentration Units (mg/kg dry weight):

Analyte	QC-	C	QA- Sample (S)	C	RPD	Q	METHOD
Aluminum	11000.0		9770		**11.8**		P
Antimony	0.1		35.0		**198.4**		P
Arsenic	9.2		9.90		**7.3**		P
Barium	88.0		76.4		**14.1**		P
Beryllium	1.0		0.77		**26.0**		P
Cadmium	0.17		0.09		**63.6**		P
Calcium	23000.0		16600		**32.3**		P
Chromium	32.0		17.7		**57.5**		P
Cobalt	9.2		7.50		**20.4**		P
Copper	18.0		22.6		**22.7**		P
Iron	20000.0		21600		**7.7**		P
Lead	33.0		42.6		**25.4**		P
Magnesium	4500.0		4260		**5.5**		P
Manganese	870.0		613		**34.7**		P
Mercury	0.022		0.014		**44.4**		CV
Nickel	29.0		21.2		**31.1**		P
Potassium	1200.0		854		**33.7**		P
Selenium	1.1		0.91		**18.9**		P
Silver	<0.46		<0.017				P
Sodium	170.0		482.0		**95.7**		P
Thallium	0.15		0.73		**131.8**		P
Vanadium	14.0		12.1		**14.6**		P
Zinc	62.0		54.6		**12.7**		P

S Mansy 9/28/2011

DVRR10092011

Table 36

METAL ANALYSIS

QA/QC COMPARISON TABLE

Project: Ravenna

Date Sampled: 7/2/2011

QC-SAMPLE NO LL3SD-417M-0001-SD

QA-SAMPLE NO.: LL3SD-418M-0001-SD

Date Analyzed: 8/25/2011

Date Analyzed: 7/11/2011

Method No: **EPA 6020**

Method No: EPA 6010

Lab Name: **TestAmerica-N. Canton**

Lab Name: **CT Laboratories**

Matrix:

Concentration Units (mg/kg dry weight):

Analyte	QC-Sample (S)	C	**QA-Sample (S)**	C	**RPD**	Q	**METHOD**
Aluminum	9400.0		10600		**12.0**		P
Antimony	1.5		5.90		**118.9**		P
Arsenic	13.0		12.9		**0.8**		P
Barium	130.0		158		**19.4**		P
Beryllium	1.2		1.20		**0.0**		P
Cadmium	1.1		0.71		**43.1**		P
Calcium	9800.0		10700		**8.8**		P
Chromium	31.0		298		**162.3**		P
Cobalt	19.0		13.3		**35.3**		P
Copper	10.0		18.6		**60.1**		P
Iron	25000.0		43200		**53.4**		P
Lead	22.0		56.1		**87.3**		P
Magnesium	2400.0		2780		**14.7**		P
Manganese	3400.0		4880		**35.7**		P
Mercury	0.330		0.23		**35.7**		CV
Nickel	30.0		25.4		**16.6**		P
Potassium	670.0		1040		**43.3**		P
Selenium	1.1		2.40		**74.3**		P
Silver	<0.5		<0.017	u			P
Sodium	69.0		431		**144.8**		P
Thallium	0.1		4.00		**187.4**		P
Vanadium	23.0		20.8		**10.0**		P
Zinc	170.0		136		**22.2**		P

S. Mansy 9/28/2011

DVRR10092011

Table 37

METAL ANALYSIS

QA/QC COMPARISON TABLE

Project: Ravenna Date Sampled: 6/26/2011

QC-SAMPLE NO LL4SS-417M-0001-SO QA-SAMPLE NO.: LL4SS-418M-0001-SO

Date Analyzed: 8/26/2011 Date Analyzed: 07/11/11

Lab Name: TestAmerica-N.Canton Lab Name: CT Laboratories

Method No: EPA 6020 Method No: EPA 6010C

Matrix: Concenration Units: mg/kg

Analyte	QC-Sample (S)	C	QA-Sample (S)	C	RPD	Q	METHOD
Aluminum	7000.0		7630.0		8.6		P
Antimony	0.092		0.8		158.7		P
Arsenic	8.30		8.9		7.0		p
Barium	70.0		148.0		71.6		P
Beryllium	0.46		0.5		0.0		P
Cadmium	0.29		0.2		27.5		P
Calcium	5200.0		5310.0		2.1		P
Chromium	22.0		55.6		86.6		P
Cobalt	6.60		6.4		3.1		p
Copper	14.0		18.6		28.2		P
Iron	17000.0		18700.0		9.5		P
Lead	20.0		24.7		21.0		P
Magnesium	2100.0		2100.0		0.0		P
Manganese	480.0		495.0		3.1		P
Mercury	0.0240		0.0280		15.4		CV
Nickel	47.0		17.7		90.6		P
Potassium	730.0		713.0		2.4		P
Selenium	0.840		0.8100		3.6		P
Silver	0.039		<0.017				p
Sodium	51.0		200.0		118.7		P
Thallium	0.160		0.6		112.3		P
Vanadium	12.0		11.1		7.8		P
Zinc	82.0		112.0		30.9		P

S. Mansy 9/28/2011

DVRR10092011

Table 38

METAL ANALYSIS

QA/QC COMPARISON TABLE

Project: Ravenna

Date Sampled: 7/3/2011

QC-SAMPLE NO L12SS-301M-0001-SO

QA-SAMPLE NO.: L12SS-302M-0001-SO

Date Analyzed: 8/29/2011

Date Analyzed: 07/11/11

Method No: **EPA 6020**

Method No: EPA 6010

Lab Name: TestAmerica - N. Canton

Lab Name: **CT Laboratories**

Matrix:

Concentration Units (mg/kg dry weight):

Analyte	QC-Sample (S)	C	**QA-Sample (S)**	C	**RPD**	Q	**METHOD**
Aluminum	24000.0		19500		**20.7**		P
Antimony	1.4		2.70		**63.4**		P
Arsenic	12.0		8.90		**29.7**		P
Barium	84.0		75.4		**10.8**		P
Beryllium	0.9		0.67		**33.5**		P
Cadmium	1.4		0.75		**60.5**		P
Calcium	19000.0		14700		**25.5**		P
Chromium	58.0		150		**88.5**		P
Cobalt	6.7		5.10		**27.1**		P
Copper	650.0		665		**2.3**		P
Iron	25000.0		22200		**11.9**		P
Lead	110.0		88.4		**21.8**		P
Magnesium	4300.0		3760		**13.4**		P
Manganese	820.0		670		**20.1**		P
Mercury	0.110		0.064		**52.9**		CV
Nickel	54.0		42.9		**22.9**		P
Potassium	980.0		1120		**13.3**		P
Selenium	1.2		1.50		**22.2**		F
Silver	0.32		<0.017				P
Sodium	130.0		350		**91.7**		P
Thallium	<1.3		0.84				P
Vanadium	21.0		14.8		**34.6**		F
Zinc	340.0		237		**35.7**		P

S. Mansy 9/28/2011

Appendix H – Chemical Quality Assurance Report for Corps Surface Soil Investigation

(Will provide as an addendum when made available for use.)